

**CHAPTER DR DRESSAGE DIVISION****SUBCHAPTER DR-1 DRESSAGE GOVERNING REGULATIONS.**

- DR101 Object and General Principles of Dressage.
- DR102 The Halt.
- DR103 The Walk.
- DR104 The Trot.
- DR105 The Canter.
- DR106 The Rein Back.
- DR107 The Transitions.
- DR108 The Half-Halt.
- DR109 The Changes of Direction.
- DR110 The Figures and The Exercises.
- DR111 Work on Two Tracks and The Lateral Movements.
- DR112 The Pirouette, The Half-pirouette, The Quarter-pirouette, The Working Pirouette,  
The Working Half-pirouette, The Turn on the Haunches.
- DR113 The Passage.
- DR114 The Piaffe.
- DR115 The Collection.
- DR116 The Impulsion, The Submission.
- DR117 The Position and Aids of the Rider.
- DR118 Tests for Dressage Competitions.
- DR119 Participation in Dressage Competitions.
- DR120 Dress.
- DR121 Saddlery and Equipment.
- DR122 Execution and Judging of Tests.
- DR123 Scoring, Classification and Prize-Giving.
- DR124 Elimination.
- DR125 Competition Licensing and Officials.
- DR126 Requirements for Dressage Competition Management.
- DR127 USEF/USDF Qualifying and Championship Classes and Federation  
National Championships for Dressage.
- DR128 USEF National Championships.
- DR129 Musical Freestyle Ride.
- DR130 Quadrille and Pas de Deux.
- DR131 Dressage Derby.
- DR132 Suitable to Become a Dressage Horse.
- DR133 Dressage Seat Equitation.
- DR134 Materiale Class.
- DR135 Pony Measurement.

**SUBCHAPTER DR-2 DRESSAGE SPORT HORSE BREEDING.**

- DR201 Purpose.
- DR202 General Regulations.
- DR203 Definitions.
- DR204 Classes.
- DR205 Entries.
- DR206 Equipment and Turn Out.
- DR207 General.
- DR208 Competition Veterinarian.
- DR209 Conduct of Classes.
- DR210 Judging Specifications.
- DR211 Judging Procedures.



## CHAPTER DR DRESSAGE DIVISION

SUBCHAPTER DR-I DRESSAGE GOVERNING REGULATIONS.

The pinnacle of Dressage Competition is the Grand Prix of Dressage Competition of the Olympic Games. Rules for that competition and other international competitions are found in the FEI booklet, "Rules for Dressage Events". For any circumstances not specifically covered in these rules reference should be made to the following publications of the FEI:

- Rules for Dressage Events
- General Regulations

Since every eventuality cannot be provided for in these Rules for any unforeseen or exceptional circumstances, it is the duty of the Jury or Show Committee, according to their respective responsibilities as outlined in DR124.2, to make a decision in a sporting spirit and approaching as nearly as possible the intention of these Rules.

**DR101 OBJECT AND GENERAL PRINCIPLES OF DRESSAGE.**

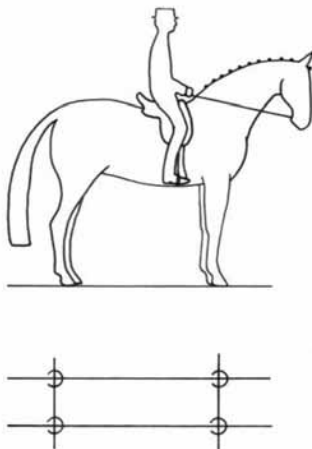
1. The object of dressage is the development of the horse into a happy athlete through harmonious education. As a result, it makes the horse calm, supple, loose and flexible, but also confident, attentive and keen, thus achieving perfect understanding with the rider.
2. These qualities are demonstrated by:
  - a. The freedom and regularity of the gaits;
  - b. The harmony, lightness and ease of the movements;
  - c. The lightness of the forehand and the engagement of the hindquarters, originating from a lively impulsion;
  - d. The acceptance of the bit, with submissiveness/throughness (Durchlässigkeit) without any tension or resistance.
3. The horse thus gives the impression of doing, of its own accord, what is required. Confident and attentive, submitting generously to the control of the rider, remaining absolutely straight in any movement on a straight line and bending accordingly when moving on curved lines.
4. The walk is regular, free and unconstrained. The trot is free, supple, regular and active. The canter is united, light and balanced. The hindquarters are never inactive or sluggish. The horse responds to the slightest indication of the rider and thereby gives life and spirit to all the rest of its body.
5. By virtue of a lively impulsion and the suppleness of the joints, free from the paralyzing effects of resistance, the horse obeys willingly and without hesitation and responds to the various aids calmly and with precision, displaying a natural and harmonious balance both physically and mentally.
6. In all the work, even at the halt, the horse must be "on the bit." A horse is said to be "on the bit" when the neck is more or less raised and arched according to the stage of training and the extension or collection of the gait, accepting the bridle with a light and consistent soft submissive contact. The head should remain in a steady position, as a rule slightly in front of the vertical, with a supple poll as the highest point of the neck, and no resistance should be offered to the rider.
7. Cadence is shown in trot and canter and is the result of the proper harmony that a horse shows when it moves with well-marked regularity, impulsion and balance. Cadence must be maintained in all the different trot or canter exercises and in all the variations of these gaits.
8. The regularity of the gaits is fundamental to dressage.

**DR102 THE HALT.**

1. At the halt the horse should stand attentive, engaged, motionless, straight and square with the weight evenly distributed over all four legs. The neck should be raised with the poll as the highest point and the head slightly in front of the vertical. While remaining "on the bit" and maintaining a light and soft contact with the rider's hand, the horse may quietly chew the bit and should be ready to move off at the slightest indication of the rider. **The halt must be shown for at least 3 seconds. The halt should be shown throughout the salute. EC 3/19/12 Effective Immediately**
2. The halt is obtained by the displacement of the horse's weight to the hindquarters by a properly increased action of the seat and legs of the rider, driving the horse towards a softly closed

hand, causing an almost instantaneous but not abrupt halt at a previously fixed place. The halt is prepared by a series of half-halts (see transitions).

3. The quality of the gaits before and after the halt is an integral part of the assessment.



#### DR103 THE WALK.

1. The walk is a marching gait in a regular and well-marked four time beat with equal intervals between each beat. This regularity combined with full relaxation must be maintained throughout all walk movements.

2. When the foreleg and the hind leg on the same side swing forward almost synchronously, the walk has a lateral rhythm. This irregularity is a serious deterioration of the gait.

3. The following walks are recognized: Medium walk, Collected walk, Extended walk and Free walk. There should always be a clear difference in the attitude and overtracking in these variations.

a. Medium walk. A clear, regular and unconstrained walk of moderate lengthening. The horse, remaining "on the bit", walks energetically but relaxed with even and determined steps, the hind feet touching the ground in front of the hoof prints of the fore feet. The rider maintains a light, soft and steady contact with the mouth, allowing the natural movement of the head and neck.

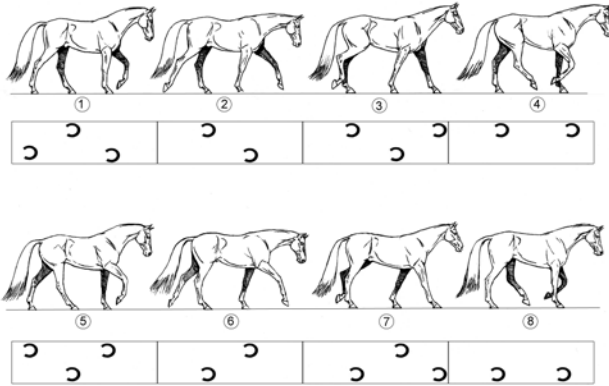
b. Collected walk. The horse, remains "on the bit", moves resolutely forward, with its neck raised and arched and showing a clear self-carriage. The head approaches the vertical position and a light contact is maintained with the mouth. The hind legs are engaged with good hock action. The gait should remain marching and vigorous, the feet being placed in regular sequence. The steps cover less ground and are higher than at the medium walk, because all the joints bend more markedly. The collected walk is shorter than the medium walk, although showing greater activity.

c. Extended walk. The horse covers as much ground as possible, without haste and without losing the regularity of the steps. The hind feet touch the ground clearly in front of the hoof prints of the fore feet. The rider allows the horse to stretch out the head and neck (forward and downwards) without losing contact with the mouth and control of the poll. The nose must be clearly in front of the vertical.

d. Free Walk. The free walk is a pace of relaxation in which the horse is allowed complete freedom to lower and stretch out his head and neck. The degree of ground cover and length of strides, with hind feet stepping clearly in front of the footprints of the front feet, are essential to the quality of the free walk.

e. Stretching on a long rein. This exercise gives a clear impression of the "throughness" of the horse and proves its balance, suppleness, obedience and relaxation. In order to execute the exercise "stretching on a long rein" correctly, the rider must lengthen the reins as the horse stretches gradually forward and downward. As the neck stretches forwards and downwards,

the mouth should reach more or less to the horizontal line corresponding with the point of the shoulder. An elastic and consistent contact with the rider's hands must be maintained. The gait must maintain its rhythm, and the horse should remain light in the shoulders with the hindlegs well engaged. During the retake of the reins the horse must accept the contact without resistance in the mouth or poll.



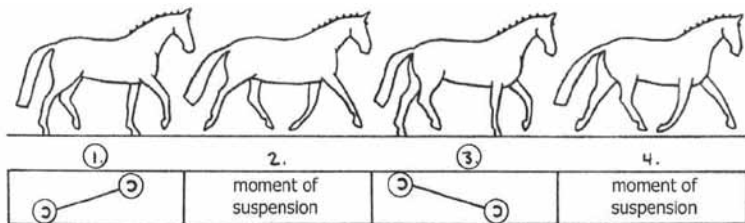
The walk is a gait in four-beat rhythm with eight phases (numbers in circles indicate the beat).

#### DR104 THE TROT.

1. The trot is a two-beat gait of alternate diagonal legs (left fore and right hind leg and vice versa) separated by a moment of suspension.
2. The trot should show free, active and regular steps.
3. The quality of the trot is judged by general impression, i.e. the regularity and elasticity of the steps, the cadence and impulsion in both collection and extension. This quality originates from a supple back and well-engaged hindquarters, and by the ability to maintain the same rhythm and natural balance with all variations of the trot.
4. The following trots are recognized: Working trot, Lengthening of Steps, Collected trot, Medium trot and Extended trot.
  - a. Working trot. This is a pace between the collected and the medium trot, in which a horse's training is not yet developed enough and ready for collected movements. The horse shows proper balance and, remaining "on the bit", goes forward with even, elastic steps and good hock action. The expression "good hock action" underlines the importance of an impulsion originating from the activity of the hindquarters.
  - b. Lengthening of stride. In some tests, "lengthening of stride" is required. This is a variation between the working and medium trot in which a horse's training is not developed enough for medium trot.
  - c. Collected trot. The horse, remaining "on the bit", moves forward with the neck raised and arched. The hocks, being well-engaged and flexed, must maintain an energetic impulsion, enabling the shoulders to move with greater mobility, thus demonstrating complete self-carriage. Although the horse's steps are shorter than in the other trots, elasticity and cadence are not lessened.
  - d. Medium trot. This is a pace of moderate lengthening compared to the extended trot, but "rounder" than the latter. Without hurrying, the horse goes forward with clearly lengthened steps and with impulsion from the hindquarters. The rider allows the horse to carry the head a little more in front of the vertical than at the collected and the working trot, and to lower the head and neck slightly. The steps should be even, and the whole movement balanced and unconstrained.
  - e. Extended trot. The horse covers as much ground as possible. Without hurrying, the steps are lengthened to the utmost as a result of great impulsion from the hindquarters. The rider

allows the horse to lengthen the frame and to gain ground whilst controlling the poll, The fore feet should touch the ground on the spot towards which they are pointing. The movement of the fore and hind legs should reach equally forward in the moment of extension. The whole movement should be well-balanced and the transition to collected trot should be smoothly executed by taking more weight on the hindquarters.

5. All trot work is executed "sitting", unless otherwise indicated in the test.



The trot is a gait in two-beat rhythm with four phases (Numbers in circles indicate the beat)

#### DR105 THE CANTER.

1. The canter is a three-beat gait where, in canter to the right, for example, the footfall is as follows: left hind, left diagonal (simultaneously left fore and right hind), right fore, followed by a moment of suspension with all four feet in the air before the next stride begins.

2. The canter, always with light, cadenced and regular strides, should be moved into without hesitation.

3. The quality of the canter is judged by the general impression, i.e. the regularity and lightness of the steps and the uphill tendency and cadence originating from the acceptance of the bridle with a supple poll and in the engagement of the hindquarters with an active hock action - and by the ability of maintaining the same rhythm and a natural balance, even after a transition from one canter to another. The horse should always remain straight on straight lines and correctly bent on curved lines.

4. The following canters are recognized: Working canter, lengthening of strides, Collected canter, Medium canter and Extended canter.

a. Working canter. This is a pace between the collected and the medium canter, in which a horse's training is not yet developed enough and ready for collected movements. The horse shows natural balance while remaining "on the bit", and goes forward with even, light and active strides and good hock action. The expression "good hock action" underlines the importance of an impulsion originating from the activity of the hindquarters.

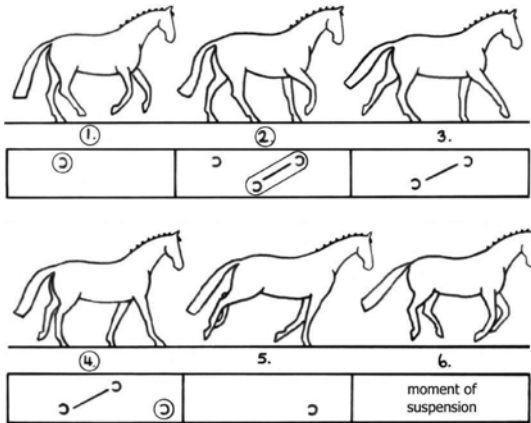
b. Lengthening of strides. In some tests, "lengthening of strides" is required. This is a variation between the working and medium canter in which a horse's training is not developed enough for medium canter.

c. Collected canter. The horse, remaining "on the bit", moves forward with the neck raised and arched. The hocks, being well-engaged, maintain an energetic impulsion, enabling the shoulders to move with greater mobility thus demonstrating self carriage and an uphill tendency. The horse's strides are shorter than in the other canters, without losing elasticity and cadence.

d. Medium canter. This is a pace between the working and the extended canter. Without hurrying, the horse goes forward with clearly lengthened strides and impulsion from the hindquarters. The rider allows the horse to carry the head a little more in front of the vertical than in the collected and working canter, and at the same time allows the horse, to lower the head and neck slightly. The strides should be balanced and unconstrained.

e. Extended canter. The horse covers as much ground as possible. Without hurrying, the strides are lengthened to the utmost. The horse remains calm, light and straight as a result of great impulsion from the hindquarters. The rider allows the horse to lengthen the frame with a controlled poll and to gain ground. The whole movement should be well-balanced and the transition to collected canter should be smoothly executed by taking more weight on the hindquarters.

5. Counter-canter. The counter canter is a balancing and straightening movement that must be executed in collection. The horse canters in correct sequence with the outside foreleg leading with positioning to the side of the leading leg. The foreleg should be aligned to the same track as the hind leg.
6. Change of lead through the Trot. This is a change of lead where the horse is brought back into the trot and after a few trot strides, is restarted into a canter with the other leg leading.
7. Simple change of lead at the canter. This is a movement in which, after a direct transition out of the canter into a walk, with three to five clearly defined steps, an immediate transition is made into the other canter lead.
8. Flying change of lead. The flying change is performed in one stride with the front and hind legs changing at the same moment. The change of the leading front and hind leg takes place during the moment of suspension. The aids should be precise and unobtrusive. Flying changes of lead can also be executed in series at every 4th, 3rd, 2nd or at every stride. The horse, even in the series, remains light, calm and straight with lively impulsion, maintaining the same rhythm and balance throughout the series concerned. In order not to restrict or restrain the lightness, fluency and groundcover of the flying changes in series, enough impulsion must be maintained. Aims of flying changes: To show the reaction, sensitivity and obedience of the horse to the aids for the change of lead.



The canter is a gait in three-beat rhythm with six phases

#### DR106 THE REIN BACK.

1. Rein back is a rearward diagonal movement with a two-beat rhythm but without a moment of suspension. Each diagonal pair of legs is raised and returned to the ground alternatively, with the forelegs aligned on the same track as the hindlegs.
2. During the entire exercise, the horse should remain "on the bit", maintaining its desire to move forward.
3. Anticipation or precipitation of the movement, resistance to or evasion of the contact, deviation of the hindquarters from the straight line, spreading or inactive hind legs and dragging forefeet are serious faults.
4. The steps are counted as each foreleg moves back. After completing the required number of steps backward, the horse should show a square halt or move forward in the required gait immediately. In tests where a rein back of one horse's length is required, it should be executed with three or four steps.
5. Reinback series (Schaukel) is a combination of two rein backs with walk steps in between. It should be executed with fluent transitions and the required number of steps.

#### DR107 THE TRANSITIONS.

1. The changes of gait and pace should be clearly shown at the prescribed marker; they should be

quickly made yet must be smooth and not abrupt. The cadence of a gait or pace should be maintained up to the moment when the gait or pace is changed or the horse halts. The horse should remain light in hand, calm and maintain a correct position.

2. The same applies to transitions from one movement to another for instance from the passage to the piaffe and vice versa.

#### DR108 THE HALF-HALT.

The half-halt is a hardly visible, almost simultaneous, coordinated action of the seat, the legs and the hand of the rider, with the object of increasing the attention and balance of the horse before the execution of several movements or transitions between gaits or paces. In shifting slightly more weight onto the horse's quarters, the engagement of the hind legs and the balance on the haunches are facilitated for the benefit of the lightness of the forehand and the horse's balance as a whole.

#### DR109 THE CHANGES OF DIRECTION. *BOD 1/23/11 EFFECTIVE IMMEDIATELY*

1. At changes of direction, the horse should adjust the bend of his body to the curvature of the line it follows, remaining supple and following the indications of the rider, without any resistance or change of gait, rhythm or speed. Corners should be ridden as one-quarter of a volte appropriate to the level of the test (10 meters at Training-First Levels, 8 meters at Second-Fourth Levels and 6 meters above Fourth Level).

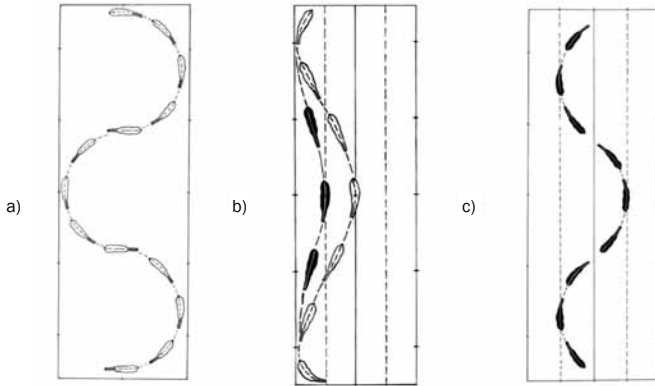
2. Changes of directions can be executed in the following ways:

- a. Right-angled turn including riding through the corner (one quarter of a volte of approximately 6 meters).
  - b. Short and long diagonal.
  - c. Half voltes and half circles with change of rein.
  - d. Half pirouettes and turn on the haunches.
  - e. Serpentine loops.
  - f. Counter-changes of hand (in zig-zag).\* The horse should be straight for a moment before changing direction.
- \* Zig-zag: A movement containing more than two half-passes with changes of direction.

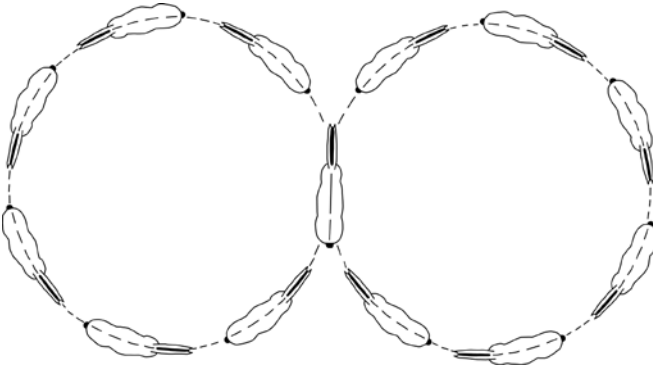
#### DR110 THE FIGURES AND THE EXERCISES.

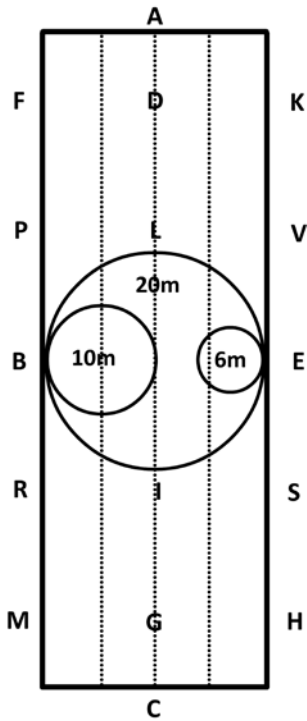
1. The figures asked in dressage tests are the voltes, the serpentines and the figures of eight.

- a. Volte. The volte is a circle of 6, 8 or 10 meters in diameter. If larger than 10 meters, it is a circle.
- b. Serpentine. The serpentine with several loops touching the long side of the arena consists of half circles connected by a straight line. When crossing the centerline, the horse should be parallel to the short side (a). Depending on the size of the half circles, the straight connection varies in length. Serpentines with one loop on the long side of the arena are executed with 5-meter or 10-meter distance from the track (b). Serpentines around the centerline are executed between the quarter lines (c).



c. Figure of eight. This figure consists of two voltes or circles of equal size as prescribed in the test, joined at the center of the eight. The rider should make his horse straight an instant before changing direction at the center of the figure.

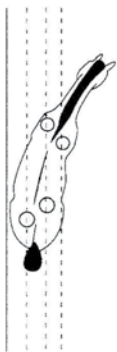




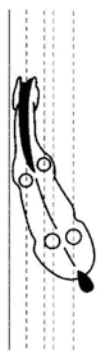
3. The exercises.

- a. Stretching the Frame. The horse gradually takes the reins, stretching forward and downward with light contact, while maintaining balance, rhythm and tempo and quality of the gait.
- b. Überstreichen. A clear release of contact where the horse maintains self-carriage, rhythm, tempo, straightness, and quality of gait.

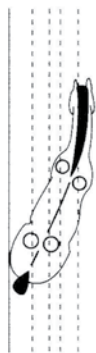
1) Shoulder in



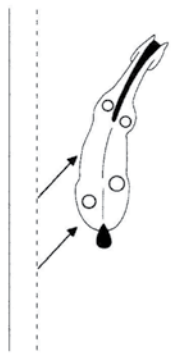
2) Travers



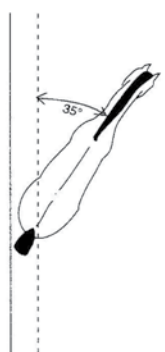
3) Renvers



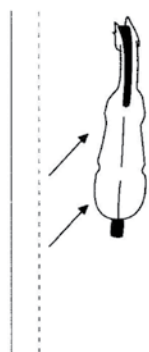
4) Half-Pass



5) Leg yielding along the wall



5) Leg-yielding on the diagonal



## DR111 WORK ON TWO TRACKS AND THE LATERAL MOVEMENTS.

1. A distinction must be made between the following movements: Leg yielding, Shoulder in, Traversers, Renvers, Half pass.
2. Work on two tracks.
  - a. The aim of movements on two tracks is:
    - (1) To improve the obedience of the horse to the cooperative aids of the rider;
    - (2) To supple all parts of the horse thereby increasing the freedom of his shoulders and the suppleness of his quarters as well as the elasticity of the bond connecting the mouth, the poll, the neck, the back and the haunches;
    - (3) To improve the cadence and bring the balance and gaits into harmony;
  - b. Leg-yielding. The horse is almost straight, except for a slight flexion at the poll away from the direction in which he moves, so that the rider is just able to see the eyebrow and nostril on the inside. The inside legs pass and cross in front of the outside legs. Leg-yielding should be included in the training of the horse before he is ready for collected work. Later on, together with the more advanced movement shoulder-in, it is the best means of making a horse supple, loose and unconstrained for the benefit of the freedom, elasticity and regularity of his *gaits* and the harmony, lightness and ease of his movements. Leg-yielding can be performed on the diagonal in which case the horse should be as close as possible parallel to the long sides of the arena although the forehand should be slightly in advance of the quarters. It can also be performed along the wall in which case the horse should be at an angle of about 35 degrees to the direction in which *the horse* is moving (see Fig. 5).
3. The lateral movements.
  - a. The additional aim of lateral movements is to develop and increase the engagement of the quarters and thereby also the collection.
  - b. In all lateral movements - shoulder-in, traversers, renvers, half-pass—the horse is slightly bent and moves with the forehand and the quarters on two different tracks (see Fig 1-4).
  - c. The bend or flexion must never be exaggerated so that it impairs the balance and fluency of the movement concerned.
  - d. At the lateral movements the gait should remain free and regular, maintained by a constant impulsion, yet it must be supple, cadenced and balanced. The impulsion is often lost, because of the rider's preoccupation mainly in bending the horse and pushing him sideways.
  - e. At all lateral movements the side to which the horse should be bent is the inside. The opposite side is the outside.
  - f. Shoulder-in. This exercise is performed in collected trot. The horse is ridden with a slight but uniform bend around the inside leg of the rider maintaining cadence at a constant angle of approx. 30 degrees. The horse's inside foreleg passes and crosses in front of the outside foreleg; the inside hind leg steps forward under the horse's body weight following the same track of the outside foreleg, with the lowering of the inside hip. The horse is bent away from the direction in which it is moving. (see Fig. 1). If the shoulder-in is performed on the long side or on the center line, the horse should be straightened after the shoulder-in, before going into the corner. If the movement that follows the shoulder-in is a circle at any point, or a turn left or right at any point other than the four corners, the horse should not be straightened.
  - g. Traversers. This exercise can be performed in collected trot or collected canter. The horse is slightly bent round the inside leg of the rider but with a greater degree of bend than in shoulder-in. A constant angle of approximately 35 degrees should be shown, from the front and from behind one sees four tracks. The forehand remains on the track and the quarters are moved inwards. The horse's outside legs pass and cross in front of the inside legs. The horse is bent in the direction in which it is moving. To start the traversers, the quarters must leave the track or, after a corner or circle, are not brought back onto the track. At the end of the traversers, the quarters are brought back on the track without any counter-flexion of the poll/neck as one would finish a circle. (see Fig. 2).
  - h. Renvers. This is the inverse movement in relation to traversers. The hindquarters remain on the track while the forehand is moved inward. To finish the renvers the forehand is aligned with the quarters on the track. Otherwise, the same principles and conditions that apply to the traversers

are applicable to the renvers. The horse is slightly bent around the inside leg of the rider. The horse's outside legs pass and cross in front of the inside legs. The horse is bent in the direction in which it is moving. Aims of renvers: To show a fluent collected trot movement on a straight line with a greater degree of bend than in shoulder-in. Fore and hind legs cross, balance and cadence are maintained.

i. Half-pass. This movement is a variation of travers, executed on a diagonal line instead of along the wall. It can be performed in collected trot (and in passage in a freestyle) or collected canter. The horse should be slightly bent around the inside leg of the rider and in the direction in which it is moving. The horse should maintain the same cadence and balance throughout the whole movement. In order to give more freedom and mobility to the shoulders, it is of great importance that the impulsion be maintained, especially the engagement of the inside hind leg. The horse's body is nearly parallel to the long side of the arena with the forehand slightly in advance of the hindquarters. The bend in the half-pass should increase with the steepness of the diagonal. In the trot, the outside legs pass and cross in front of the inside legs. In the canter, the movement is performed in a series of forward/sideways strides. Aims of half-pass in trot: To show a fluent collected trot movement on a diagonal line with a greater degree of bend than in shoulder-in. Fore and hind legs cross, balance and cadence are maintained. Aims of the half-pass in canter: To both demonstrate and develop the collection and suppleness of the canter by moving fluently forwards and sideways without any loss of rhythm, balance or softness and submission to the bend.

#### DR112 THE PIROUETTE, THE HALF-PIROUETTE, THE QUARTER-PIROUETTE, THE WORKING PIROUETTE, THE WORKING HALF-PIROUETTE, THE TURN ON THE HAUNCHES.

1. The pirouette (half-pirouette) is a circle (half-circle) executed on two tracks with a radius equal to the length of the horse, the forehand moving round the haunches.

2. Pirouettes (half-pirouettes) are usually carried out at collected walk or canter but can also be executed at Piaffe.

3. At the pirouette (half-pirouette) the forefeet and the outside hind foot move round the inside hind foot which forms the pivot and should return to the same spot, or slightly in front of it, each time it leaves the ground.

4. At whatever gait the pirouette (half-pirouette) is executed the horse, slightly bent in the direction in which he is turning should remain on the bit with light contact, turn smoothly and maintain the cadence of that gait. The poll stays the highest point during the entire movement.

5. During the pirouettes (half-pirouettes) the horse should not move backwards or deviate sideways. In the pirouette or half-pirouette in canter, the judges should be able to recognize a real canter stride although the footfalls of the diagonal - inside hind leg, outside front leg - do not occur simultaneously.

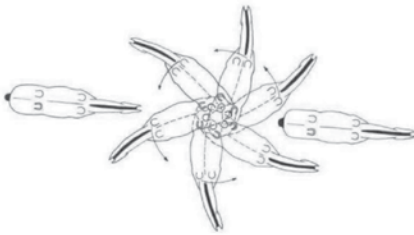
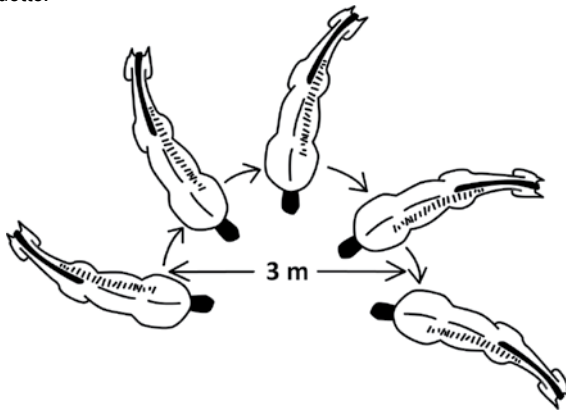
6. In executing the pirouette or the half-pirouette in canter the rider should maintain perfect lightness of the horse while accentuating the collection. The quarters are well-engaged and lowered and show a good flexion of the joints. An integral part of the movement is the canter strides before and after the pirouette. These should be characterized by an increased activity and collection before the pirouette and, the movement having been completed, by the balance being maintained as the horse proceeds.

7. The quality of the pirouettes (half-pirouettes) is judged according to the suppleness, lightness, cadence and regularity and to the precision and smoothness of the transitions; pirouettes (half-pirouettes) at canter are judged also according to the balance, the elevation and the number of strides (at pirouettes 6-8, at half-pirouettes 3-4 are desirable). When the turn is too large and the hind steps come off the prescribed line of travel, the correction is to take a straight line back to the track. Correction by use of half-pass or leg-yielding may result in a deduction of points. (See DR112.5)

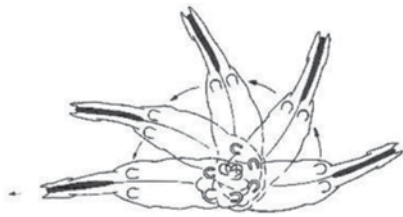
8. The Quarter-pirouette. As a preparatory exercise, the quarter-pirouette is usually executed on the track at a given letter, the horse being highly collected for 1 or 2 strides before and then through the execution of a 90 degree turn around the haunches in 2-3 strides, maintaining a correct canter footfall.

9. The Working Pirouette and Working Half-Pirouette. The pirouette (half-pirouette) is a turn of 360

degrees (180 degrees) executed on two tracks, with the forehand moving around the haunches. The size of the working pirouette should be approximately three meters. The requirements for a working half-pirouette are identical to those of a regular half-pirouette, except that the allowable diameter is increased to approximately three meters. A working half-pirouette is to be judged like a regular half-pirouette except that full credit must be given for a well-performed, but larger (three meter) half-pirouette. Full credit should also be given for a well-performed regular-sized half-pirouette. A significant deduction should be made if a rider attempts but performs poorly a regular half-pirouette.



Pirouette and half-pirouette in canter



Half-pirouette in walk

10. The Turn on the Haunches. For younger horses that are still not able to show collected walk, the 'turn on the haunches' is an exercise to prepare the horse for collection. The 'turn on the haunches' is executed out of medium walk prepared by half-halts to shorten the steps a little and to improve the ability to bend the joints of the hindquarters. The 'turn on the haunches' can be executed on a larger diameter (approximately one meter) than the pirouette in walk, but the demands of the training scale concerning rhythm, contact, activity and straightness are the same. A turn on the haunches is to be judged like a regular half pirouette except that full credit must be given for a well performed, but larger (one meter) turn on the haunches. Full credit should also be given for a well performed regular sized half pirouette. A significant deduction should be made if a rider attempts but performs poorly a regular half pirouette.

#### DR113 THE PASSAGE.

1. This is a measured, very collected, very elevated and very cadenced trot. It is characterized by a pronounced engagement of the quarters, a more accentuated flexion of the knees and hocks and the graceful elasticity of the movement. Each diagonal pair of feet is raised and returned to the ground alternately with cadence and has a prolonged phase of support compared to the phase of suspension.

2. In principle the height of the toe of the raised foreleg should be level with the middle of the cannon bone of the other foreleg. The toe of the raised hind leg should be slightly above the fetlock joint of the other hind leg.

3. The neck should be raised and gracefully arched with the poll as the highest point and the head close to the vertical. The horse should remain light and soft on the bit and be able to go smoothly from the passage to the piaffe and vice-versa without apparent effort and without altering the cadence, the impulsion being always lively and pronounced.

4. Irregular steps with the hind legs, swinging the forehand or the quarters from one side to the other, as well as jerky movements of the forelegs or the hind legs or dragging the hind legs are serious faults.

#### DR114 THE PIAFFE.

1. The piaffe is a highly collected, cadenced, elevated diagonal movement giving the impression of being in place. The horse's back is supple and elastic. The quarters are slightly lowered, the haunches with active hocks are well engaged giving great freedom, lightness and mobility to the shoulders and forehand. Each diagonal pair of feet is raised and returned to the ground alternately, with an even cadence.

2. In principle the height of the toe of the raised foreleg should be level with the middle of the cannon bone of the other foreleg. The toe of the raised hind leg should reach just above the fetlock joint of the other hind leg.

3. The neck should be raised and arched, the head vertical. The horse should remain light on the bit with a supple poll maintaining a light and soft contact on a taut rein. The body of the horse should move up and down in a supple, cadenced and harmonious movement.

4. The piaffe must always be animated by a lively impulsion and characterized by a perfect balance. While giving the impression of being in place there may be a visible inclination to advance, this being displayed by the horse's eager acceptance to move forward as soon as he is asked. The horse is permitted to advance up to one meter forward in the Intermediaire II test.

5. Moving even slightly backwards, irregular or jerky steps with the hind or front legs, no clear diagonal steps, crossing either the fore or hind legs, or swinging either the forehand or the hind-quarters from one side to the other, getting wide behind or in front, moving too much forward or double-beat rhythm are all serious faults.

#### DR115 THE COLLECTION.

1. The aim of the collection of the horse is:

- a. To further develop and improve the balance and equilibrium of the horse which has been more or less displaced by the additional weight of the rider.
- b. To develop and increase the horse's ability to lower and engage his quarters for the benefit of the lightness and mobility of his forehand.
- c. To add to the "ease and carriage" of the horse and to make him more pleasurable to ride.

2. The best means to obtain these aims are the lateral movements, travers, renvers and, last but not least, shoulder-in (DR111.3-3.h) as well as half-halts (DR108).

3. Collection is, in other words, improved and effected by engaging the hind legs with the joints bent and supple, forward under the horse's body by a temporary but often repeated action of the seat and legs of the rider driving the horse forward towards a more or less stationary or restraining hand allowing just enough impulsion to pass through. Collection is consequently not achieved by shortening of the gait through a resisting action of the hand but instead by using the seat and legs to engage the hind legs further under the horse's body.

4. However, the hind legs should not be engaged too far forward under the horse as this would shorten the base of support too much and thereby impede the movement. In such a case, the line of the back would be lengthened and raised in relation to the supporting base of the legs, the stability would be deranged and the horse would have difficulty in finding a harmonious and correct balance.

5. On the other hand, a horse with a too long base of support unable or unwilling to engage his hind legs forward under his body will never achieve an acceptable collection characterized by ease and carriage as well as a lively impulsion, originated in the activity of the quarters.

6. The position of the head and neck of a horse at the collected gaits is naturally dependent on the stage of training and in some degree on his conformation. It should, however, be distinguished by the neck being raised unrestrained forming a harmonious curve from the withers to the poll being the highest point with the head slightly in front of the vertical. However, at the moment the rider applies his aids in order to obtain a momentary and passing collecting effect the head may become more or less vertical (compare DR101.6, DR102 and DR108).

#### DR116 THE IMPULSION, THE SUBMISSION.

1. Impulsion is the term used to describe the transmission of an eager and energetic, yet controlled, propulsive energy generated from the hind quarters into the athletic movement of the horse. Its ultimate expression can be shown only through the horse's soft and swinging back guided by elastic contact with the rider's hand.

a. Speed, of itself, has little to do with impulsion; the result is more often a flattening of the gaits. A visible characteristic is a more pronounced articulation of the hind leg, in a continuous rather than staccato action. The hock, as the hind foot leaves the ground, should first move forward rather than being pulled upwards, but certainly not backwards. A prime ingredient of impulsion is the time the horse spends in the air rather than on the ground. Impulsion is, therefore, seen only in those gaits that have a period of suspension.

b. Impulsion is a precondition for a good collection in trot and canter. If there is no impulsion, then there is nothing to collect.

2. Submission does not mean subordination, but an obedience revealing its presence by a constant attention, willingness and confidence in the whole behavior of the horse as well as by the harmony, lightness and ease it is displaying in the execution of the different movements. The degree of the submission is also demonstrated by the way the horse accepts the bit, with an elastic contact and a supple poll. Resistance to or evasion of the rider's hand, being either "above the bit" or "behind the bit" demonstrate lack of submission. The main contact with the horse's mouth must be through the snaffle bit.

a. Putting out the tongue, keeping it above the bit or drawing it up altogether, as well as grinding the teeth or agitation of the tail, are mostly signs of nervousness, tension or resistance on the part of the horse and must be taken into account by the judges in their marks for every movement concerned, as well as in the collective mark for "submission".

b. The first thought when considering submission is willingness, that the horse understands what is being asked of it and is confident enough in the rider to react to the aids without fear or tension.

c. The horse's straightness, uphill tendency and balance enable it to stay in front of the rider's legs and go forward into an accepting and self-carrying contact with the bit. This is what really produces the picture of harmony and lightness. Fulfillment of the main requirements/movements of a Dressage test is the primary criterion for submission.

#### DR117 THE POSITION AND AIDS OF THE RIDER.

1. All the movements should be obtained with imperceptible aids and without apparent effort of the rider. The rider should be well-balanced, elastic, sitting deep in the center of the saddle, smoothly absorbing the movement of the horse with his loins and hips, supple thighs with the legs steady and stretched well down. The heels should be the lowest point. The upper part of the body should be tall and supple. The contact should be independent from the rider's seat. The hands should be carried steadily close together, with the thumb as the highest point and a straight line from the supple elbow through the hand to the horse's mouth. The elbows should be close to the body. All of these criteria enable the rider to follow the movements of the horse smoothly and freely.

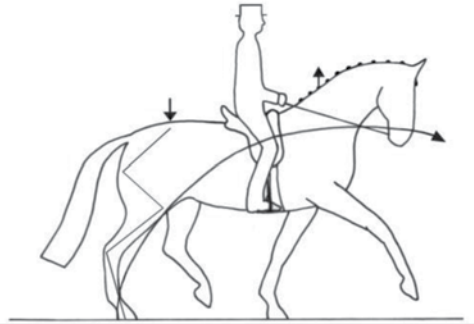
2. Not only the aids of the hands and the legs but also of the seat are of great importance in dressage. Only the rider who understands how to contract and relax his loin muscles at the right moment is able to influence his horse correctly (compare DR102.2, DR108 and DR115.3).

3. The effectiveness of the rider's aids determines the precise fulfillment of the required movements of the tests. There shall always be the impression of a harmonious cooperation between horse and rider.

4. Riding with both hands is obligatory at all national and International Dressage Events. However, riding with one hand is permitted in the Freestyle Tests and when leaving the arena. Individuals holding a Federation Dispensation Certificate may use bridged or special adaptive reins for use with one or no hand(s), if their physical limitations require such and the equipment is listed on the Dispensation Certificate.

5. Unless indicated on a Federation Dispensation Certificate, International Para-Equestrian Classification Card (FEI PE Card), USEF Para-Equestrian Classification Card, or Presidential Modification letter, the use of stirrups is required.

6. The use of the voice in any way whatsoever or clicking the tongue once or repeatedly is a serious fault involving the deduction of at least 2 marks from those that would otherwise have been awarded for the movement where this occurred.



#### DR118 TESTS FOR DRESSAGE COMPETITIONS.

1. The Federation approves and issues tests for use at licensed dressage competitions in the United States. The FEI is responsible for issuing tests for international competitions. The United States Dressage Federation also issues tests which may be used at licensed dressage competitions. Tests cannot be modified or simplified without the approval of the Federation Dressage Committee, the Bureau of the FEI, or the USDF, respectively.

2. Objectives and standards of Federation levels of competition.

**TRAINING LEVEL.** To confirm that the horse is supple and moves freely forward in a clear and steady rhythm, accepting contact with the bit.

**FIRST LEVEL.** To confirm that the horse, in addition to the requirements of Training Level, has developed the thrust to achieve improved balance and throughness and to maintain a more consistent contact with the bit.

**SECOND LEVEL.** To confirm that the horse, having achieved the thrust required in First Level, now accepts more weight on the hindquarters (collection); moves with an uphill tendency, especially in the medium paces; and is reliably on the bit. A greater degree of straightness, bending, suppleness, throughness, balance and self-carriage is required than at First Level.

**THIRD LEVEL.** To confirm that the horse, having begun to develop an uphill balance at Second Level, now shows increased engagement, especially in the extended paces. Transitions between collected, medium and extended paces should be well defined and performed with engagement. The horse should be reliably on the bit and show greater straightness, bending, suppleness, throughness, balance and self-carriage than at Second Level.

**FOURTH LEVEL.** To confirm that the horse has developed sufficient suppleness, impulsion and throughness to perform the Fourth Level tests which have a medium degree of difficulty. The horse must remain reliably on the bit, showing a clear uphill balance and lightness that result from improved engagement and weight-carrying by the hindquarters. The movements should be performed with greater straightness, energy and cadence than at Third Level.

3. Objectives of the FEI levels of competition. (These tests are used worldwide.)

**PRIX ST. GEORGES.** Test of medium standard. This test represents the medium stage of training. It comprises exercises to show the horse's submission to all the demands of the execution of

classical equitation and a standard of physical and mental balance and development, which will enable him to carry them out with harmony, lightness and ease.

**INTERMEDIATE I.** Test of relatively advanced standard. The object of this test is to lead horses on, progressively and without harm to their organism, from the correct execution of Prix St. Georges to the more demanding exercises of Intermediate II.

**INTERMEDIATE II.** Test of advanced standard. The object of this test is to prepare the horses for the Grand Prix.

**GRAND PRIX.** Test of the highest standard. The Grand Prix is a competition of the highest level, which brings out the horse's perfect lightness, characterized by the total absence of resistance and the complete development of collection and impulsion, and includes all the school paces and all the fundamental movements.

**GRAND PRIX SPECIAL.** Test of the same standard as Grand Prix. This is a competition of the same level as Grand Prix where especially the transitions are a matter of great importance.

**THE FREESTYLE TEST.** This is a competition of artistic equitation to music. It includes all the required movements and gaits of the standard tests of the same level. The competitor is, however, absolutely free in the form and manner of the presentation he chooses within a fixed time. The test should clearly show the unity between rider and horse as well as harmony in all the movements and transitions.

4. In addition to Federation, FEI and USDF tests, Dressage competitions may use other tests but these must be included in the prize list sent to all exhibitors. Eventing Dressage tests may be offered if clearly indicated in the prize list. All dressage classes (including Academy, Eventing or any other Dressage classes), whether or not the tests are issued by the Federation, FEI, or USDF, must be conducted under Federation or FEI (if applicable) rules, and are Federation recognized classes. Only dressage tests or classes requiring any of the three gaits defined by the FEI as walk, trot and canter may be ridden in Federation licensed Dressage competitions.

5. Tests for Para Equestrians may be ridden only in classes, including Test of Choice classes, that are limited to Para Equestrians. Young Horse tests may be ridden only in classes, including Test of Choice classes, that are limited to Young Horses.

6. Except for a Prix Caprilli Dressage test, Dressage Competitions cannot hold classes or tests that include jumping.

#### **DR119 PARTICIPATION IN DRESSAGE COMPETITIONS.**

1. Dressage classes are open to riders on horses, mules and/or ponies of any origin, except that ponies or mules may not be ridden in USEF High Performance Championships, USEF High Performance qualifying and selection trials, and observation classes. Mules and/or ponies are also ineligible to compete in (1) any other classes designated as qualifying or selection classes for international or international high performance competition (except championships for FEI Pony Riders), and (2) championships where such participation is prohibited in the championship selection procedures. Dressage Competitions and classes may be limited to ponies of any breed or origin. However, Dressage Competitions and open dressage divisions of other Federation licensed competitions may not offer breed-restricted tests or classes. In the Dressage Division, a horse is an animal over 148 cm without shoes, and 149 cm with shoes. A pony is an animal that does not exceed 148 cm without shoes, and 149 cm with shoes. Unless otherwise noted, the term "horse" in these rules denotes either a horse or pony. (see DR134). Stallions are permitted in all classes except Dressage Seat Equitation classes (see DR132.1k). Mares may not compete after their eighth month of pregnancy or within three months after foaling. Horses showing evidence of broken wind or complete loss of sight in either or both eyes are permitted to compete. Horses with complete loss of sight in both eyes may only participate in classes in which they are shown individually. No horse may be ridden more than once in any Dressage class (including separate divisions or sections of the same class). No horse may compete in any under saddle class if it is under thirty-six months of age (of foaling date) at the time of competition. Horses competing at the Grand Prix Level must be at least 7 years of age and horses competing above Fourth Level must be at least 6 years of age; the horse's age is to be counted from January 1 of the year of birth to January 1 of the current competition year.

2. Horses may compete in no more than one Licensed Competition on the same day and are

limited to a maximum of three Dressage rides per day at Fourth Level and below or two Dressage rides per day above Fourth Level. Horses competing at both Fourth Level and Prix St. Georges, or their equivalents, are limited to two Dressage rides per day. Horses competing in FEI Para-Equestrian tests are limited to a maximum of three Dressage rides per day including equivalent USEF or USDF tests. Horses may enter no more than two consecutive levels, Freestyle levels included, at any one competition (refer to the following chart). Dressage Seat Equitation, Quadrille, Pas de Deux and Materiale classes are excluded from the maximum limit of rides per day and horses in these classes may compete at any level for which they are otherwise eligible during the same competition.

INTRO									
TR.	TR.								
	1ST	1ST							
		2ND#	2ND#						
			3RD	3RD					
				4TH*	4TH*				
					PSG*	PSG*			
						INT I	INT I		
							INT II	INT II	
									GP

# All FEI Pony Rider and FEI Childrens Tests are equivalent to Second Level.  
 All FEI Junior Rider Tests are equivalent to Third Level.  
 All FEI Young Rider Tests are equivalent to PSG.  
 The USEF Brentina Cup (Young Adult) Test is equivalent to Intermediaire II.  
 The USEF Four-Year-Old Test is equivalent to First Level.  
 The FEI Four-Year-Old Test is equivalent to First Level.  
 The FEI Five-Year-Old Tests are equivalent to First Level  
 The FEI Six-Year-Old Tests are equivalent to Third Level.  
 Cross entry in Para Equestrian tests and other Dressage tests is permitted as listed below:  
 FEI PE Grade 1a is equivalent to Introductory Level.  
 FEI PE Grade 1b is equivalent to Training Level.  
 FEI PE Grade II is equivalent to First Level.  
 FEI PE Grade III is equivalent to Second Level.  
 FEI PE Grade IV is equivalent to Third Level.  
 Cross entry in Eventing tests and other Dressage tests is permitted as listed below:  
 Eventing Beginner Novice and Novice tests are equivalent to Training Level.  
 Eventing Training tests are equivalent to First Level.  
 Eventing Preliminary tests are equivalent to Second Level.  
 Eventing Intermediate tests are equivalent to Third Level.  
 Eventing Advanced tests are equivalent to Third Level.

3. For purposes of competition in the Dressage Division: Individuals are eligible as Juniors until the end of the calendar year in which they reach the age of 18. Individuals are eligible as Young Riders from the beginning of the calendar year in which they reach the age of 16 until the end of the calendar year in which they reach the age of 21. Competitors shall compete as Adults from the beginning of the calendar year in which they reach the age of 22. Individuals possessing current amateur certification are only eligible as Adult Amateurs from the beginning of the calendar year in which they reach age 22.

4. For purposes of qualification for and participation in competitions conducted under FEI rules, age groups are as follows:

- a. Young Riders: Same as in DR119.3;
- b. Juniors: Individuals are eligible as Juniors from the beginning of the calendar year in which

- they reach the age of 14 until the end of the calendar year in which they reach the age of 18;
- c. Pony Riders: Individuals are eligible as Pony Riders from the beginning of the calendar year in which they reach the age of 12 until the end of the calendar year in which they reach the age of 16;
- d. Children: Individuals are eligible to participate in competitions and championships for Children from the beginning of the calendar year in which they reach the age of 12 until the end of the calendar year in which they reach the age of 14;
- e. Seniors: Individuals are eligible as Seniors from the beginning of the calendar year in which they reach the age of 18.
5. Only with the permission of competition management may a horse/rider combination enter a class Hors de Concours. Such entries must pay the full entry fee but scores for these entries will not be published or recorded, nor shall they count towards any prizes, placings or year-end awards. Said permission must be granted prior to the start of the class(es) involved. Hors de Concours entries must follow all Federation General and Dressage Division rules that apply to other entries in the same class, except as described below. Having competed Hors de Concours at a competition, a horse is no longer eligible for further prizes, awards or placings at that competition except in situations of emergency substitutions of judges. Hors de Concours entries are not permitted in Federation/USDF Championship classes.
6. Definitions of USEF High Performance Program and USEF Developing Dressage Program:
- a. **USEF HIGH PERFORMANCE DRESSAGE PROGRAM:** The purpose of this classification is to develop and implement the USOC Strategic High Performance Plan (HPP) with the goal of selecting athletes and/or teams and maximizing the performance of these athletes and/or teams at Olympic, Pan American and World Championship competition and other designated international events. The USEF High Performance (HP) Dressage Program includes the USEF National High Performance Dressage Championships at the Intermediaire I and Grand Prix Levels, as well as qualifying and selection trials, and observation classes for those events.
- b. **USEF DEVELOPING DRESSAGE PROGRAM:** The purpose of this classification is to identify and recognize developing athlete and equine talent for the discipline of dressage. The USEF Developing Dressage Program includes the USEF National Junior Dressage Championship, USEF National Young Rider Dressage Championship, USEF National Young Adult Dressage Championship, USEF National Developing Horse Dressage Championship, and USEF Young Horse Dressage Program. These Championships and classes designated as qualifying for these Championships are not considered High Performance and therefore are not subject to rules applicable to High Performance classes unless otherwise specifically stated in the qualifying or selection procedures for these Championships.
7. A Dressage competition manager or secretary may not serve as judge or compete at his or her own competition. However, he or she may ride Hors de Concours if he or she designates an assistant in charge while he or she is riding. This does not absolve the manager's or secretary's duties and responsibilities. A judge may not be an owner of any competing horse, except that horses may be shown Hors de Concours in classes where the owner is not officiating (see GR1304.17 and GR1034).
8. FEI Young Rider Tests are open only to Young Riders. FEI Junior Tests are open only to Juniors from the beginning of the calendar year in which they reach the age of 14 until the end of the calendar year in which they reach the age of 18. Ponies may not be ridden in FEI Young Rider or FEI Junior tests. FEI Pony Tests are open only to riders from the beginning of the calendar year in which they reach the age of 12 until the end of the calendar year in which they reach the age of 16. Individuals who are eligible as Juniors and Young Riders may not enter both FEI Junior and FEI Young Rider tests on the same horse in the same competition; however, they may enter both Junior and Young Rider tests in the same competition on different horses.
9. The FEI Young Rider Freestyle test is open only to Young Riders.
10. Horses competing in the FEI Dressage Tests for 4-year-old horses and USEF Dressage Test for 4-year old horses must be four years old. Horses competing in the FEI Dressage Tests for 5-year-old horses must be five years old. The FEI Dressage Tests for 5-year-old horses are comparable to First Level. Horses competing in the FEI Dressage Tests for 6-year old horses must be six years

old. The FEI Dressage Tests for 6-year-old horses are comparable to Third Level. The horse's age is counted from January 1 of the year of birth to January 1 of the current competition year.

11. Individuals with disabilities, who require the use of compensatory aids or adaptive equipment, must hold a Federation Dispensation Certificate, International Para-Equestrian Classification Card (FEI PE Card), or USEF Para-Equestrian Classification Card. A copy of a rider's Dispensation Certificate or Card which lists all of his or her allowed compensating aids and adaptive equipment must be included with the rider's entry, with a copy then attached to each of their Dressage sheets for the Judge's reference. A copy must remain with the entry records for review by the Technical Delegate.

12. Riders in FEI Para-Equestrian tests must have a current Federation Dispensation Certificate, International Para-Equestrian Classification Card (FEI PE Card), or USEF ParaEquestrian Classification Card to be eligible to participate.

13. Riders who do not submit a current USEF Dispensation Certificate, USEF or FEI Para-Equestrian Classification Card, or USEF Presidential Modification letter to the competition secretary cannot compete with any modifications, compensatory aids, or dispensations to the rules in DR Chapter 1. USEF affidavits cannot be used to compete with modifications or compensatory aids when either the Dispensation Certificate, Classification Card or Presidential Modification is not available.

#### DR120 DRESS.

1. The dress code for Training through Fourth Levels is a short riding coat of conservative color, with tie, choker or stock tie, white or light-colored breeches or jodhpurs, boots or jodhpur boots, and protective headgear as defined in DR120.5 and in compliance with GR801. A cutaway coat (modified tailcoat) with short tails is permitted. Half chaps, gaiters and/or leggings are not allowed. Gloves of conservative color are recommended. Exception: Riders through First Level may wear half-chaps, gaiters or leggings in solid black or brown, without fringe, matching the color of their boots, and made of smooth leather or leather-like material. The dress code for the FEI Junior Tests, FEI Dressage Tests for 4, 5, and 6-year-old horses and the USEF test for 4-year old horses is a short riding coat of conservative color, with stock or tie, breeches, and protective headgear as defined in DR120.5 and in compliance with GR801. A dark tailcoat is also permitted for the FEI Junior Tests. The dress code for FEI Pony Riders is dark coat or club uniform coat, breeches or jodhpurs, white shirt with tie or hunting stock, gloves, boots and protective headgear as defined in DR120.5 and in compliance with GR801. Spurs are optional for all of the FEI Pony and Junior Tests, FEI Dressage Tests for 4, 5, and 6-year-old horses and the USEF test for 4-year old horses. (See DR120.8)

2. For all tests above Fourth Level, the dress code is: a dark tailcoat with top hat or protective headgear, or a dark jacket with a bowler hat, hunt cap or protective headgear, and white or light colored breeches, stock or tie, gloves, and black riding boots. Exception: All riders under age 18 competing in any FEI level or test must wear protective headgear as defined in DR120.5 and in compliance with GR801. Spurs are mandatory for FEI tests (except as noted above under DR120.1). (See DR120.8)

3. At all test levels, riders may wear jackets in other colors within the international HSV color scale, as described in FEI Dressage Regulations, Art. 427.1. Contrast coloring and piping is allowed. Hats, stocks, ties, gloves and riding boots may be the same color as the coat. For Grand Prix Freestyle only: any single color tailcoat will be allowed; striped or multi-colored coats are not permitted, and tasteful and discreet accents, such as a collar of a different hue or modest piping or crystal decorations, are acceptable.

4. Members of the Armed Services and police units may ride in the uniform of their service. All riders under age 18 and all riders while on horses competing in national level tests, who choose to wear Armed Services or police uniform, must wear protective headgear as defined in DR120.5 and in compliance with GR801. Other riders choosing to wear Armed Services or police uniform must wear the appropriate military/police cap or hat for their branch of service, or protective headgear.

5. At any time while mounted on the competition grounds, all riders under age 18, all riders while on horses competing in national level tests, all riders competing in Para-Equestrian tests, and all

riders while on non-competing horses, must wear protective headgear as defined by this rule and otherwise in compliance with GR801. When a horse is competing in both national and FEI levels or tests (e.g. Fourth Level and PSG), the rider must wear protective headgear at all times when mounted on that horse on the competition grounds and during all tests. Any rider violating this rule at any time must immediately be prohibited from further riding until such headgear is properly in place. Any other exhibitor may wear protective headgear at any level of competition without penalty from the judge. Protective headgear is defined as a riding helmet which meets or exceeds ASTM (American Society for Testing and Materials)/SEI (Safety Equipment Institute) standards for equestrian use and carries the SEI tag. The harness must be secured and properly fitted. Unless jackets are waived, while in the competition ring, exhibitors wearing protective headgear must wear a short, dark jacket, dark tailcoat (only permitted for tests above Fourth Level), or Armed Services or police uniform (if eligible), dark hatcovers (where applicable) and must otherwise conform to DR120 (see GR801).

6. One whip no longer than 47.2 inches (120 cm), including lash may be carried in all classes except USEF/USDF Championships, USEF National Dressage Championships, USEF High Performance Championships, USEF High Performance qualifying and selection trials, and observation classes. (Exception: Competitors riding sidesaddle may carry a whip no longer than 47.2 inches (120 cm), including lash, in USEF/USDF Championships.) One whip no longer than 47.2 inches (120 cm), including lash may be carried in all qualifying classes (including NAYRC and NAJC) unless such use is otherwise prohibited by FEI or Federation rules or selection procedures for the classes. *However, when a whip is permitted for FEI Pony Tests, the maximum length is 100 cm (1 meter).* An adjustable-length whip may not be carried by a mounted rider. *BOD 1/14/12 Effective 2/1/12*

7. In extreme heat and/or humidity in all classes including FEI classes at National Competitions, management can allow competitors to show without jackets. However, competitors must wear a regulation hat and solid or nearly solid colored long or short sleeved shirt with collar, without neckwear, and without decoration except as described under .14 below. T-shirts are not permitted. Members of the Armed Services or police units may wear summer uniforms.

8. Competitors will be allowed to wear a hat cover and a transparent or conservative color rain coat in inclement weather.

9. Spurs must be made of metal. The shank must be either curved or straight pointing directly back from the center of the spur when on the rider's boot. If the shank is curved, the spurs must be worn only with the shank directed downwards. However, swan necked spurs are allowed.



The inside arm of the spur must be smooth and one or both arms may have rubber covers. If rowels are used, they must be blunt/smooth and free to rotate. Only blunt/smooth rowels are permitted in USEF High Performance Championships, USEF High Performance qualifying and selection trials, and observation classes. Metal spurs with round hard plastic knobs on the shank are allowed ("Impuls" spur). "Dummy" spurs with no shank are also allowed. Only blunt metal spurs (i.e., with no rowels), no longer than 3.5 cm are permitted for FEI Pony Rider tests. This restriction also applies to warm-up and training areas, as well as during competition. Offset spurs without rowels are permitted for riders having an appropriate Dispensation Certificate. *EC 3/19/12 Effective Immediately*

10. Riders in USDF Pas de Deux and Quadrille classes are exempt from the dress code requirements of DR120.1-4, except that headgear and boots as required in DR120.1-4 must be worn. Riders must follow the dress requirements outlined in the USDF Rules and Guidelines for Quadrille Competitions and for Pas de Deux.

11. Individuals holding Federation Dispensation Certificates may be allowed exceptions, i.e.; gloves not required if unable to wear them, half-chaps and black or brown riding shoes with heels. If dispensation for modified shoes or boots is given, safety stirrups are required. Riders may also be given dispensation for modified gloves, hand weights and arm belts. All exceptions to required dress must be listed on the rider's Dispensation Certificate.

12. When the only warm-up available is open to all horses and riders, riders with safety concerns are encouraged to wear an orange vest.

13. Cooling vests may be worn underneath a riding jacket. If coats are waived, a solid-colored cooling or lightweight vest may be worn over a riding shirt as specified in DR120.7.

14. When sponsorship is permitted in accordance with GR1306, the name and/or logo of the individual's sponsor(s) may appear on each of the two sides of jackets or top garments at the height of breast pockets not exceeded 80 cm<sup>2</sup> in size. Logos described under DR121.1 are also permitted as above.

15. Earphones and/or other electronic communication devices are strictly prohibited while competing and such usage is penalized by elimination. Earphones or similar devices are permitted during training and warm-up.

#### DR121 SADDLERY AND EQUIPMENT.

1. An English type saddle with stirrups is compulsory for all tests and classes other than FEI tests. An English type saddle may be constructed with or without a tree but cannot have a horn, swell, gallerie, or open gullet. Australian, Baroque, Endurance, McClellan, Spanish, Stock, or Western saddles are not permitted nor are modified versions of these saddles (exception: competitors with a current approved Federation Dispensation Certificate). A Dressage saddle which must be close to the horse and have long, near-vertical flaps and stirrups is compulsory for FEI tests. Saddle pads are optional, but should be white or of conservative color. English-style stirrups, without attachments, or safety stirrups are compulsory. While present in the competition area and during prize-giving ceremonies, and when sponsorship is permitted in accordance with GR1306, the name and/or logo of the individual's sponsor(s) may appear on a surface area not exceeding 200 cm<sup>2</sup> on each side of the saddle cloth. Breed logos (for horses registered with that breed), national flags (for citizens of that country), riding club/business/farm names or logos (used with permission of riding club/farm/business owner) and USEF or USDF names or logos (used with permission of USEF or USDF, respectively) are also permitted and must have the same specifications as sponsor logos. No other advertisement or publicity is permitted on saddle cloths or horses.

2. For Training, First and Second Level tests and FEI Pony tests, a plain snaffle bridle is required with a regular cavesson, a dropped noseband, a flash noseband (a combination of a cavesson noseband and a dropped noseband attachment) or a crossed noseband. Except for the FEI Pony tests, a crescent noseband is also permitted at these levels. Except for the crescent noseband, buckles and a small disk of sheepskin, which may be used in the intersection of the two leather straps of a crossed noseband, the headstall and cavesson/noseband of the bridle must be made entirely of leather or leather-like material. A padded cavesson/noseband and crownpiece are allowed. A browband is required, and except for the parts that attach to the crownpiece or headstall, is not required to be made of leather or leather-like material.

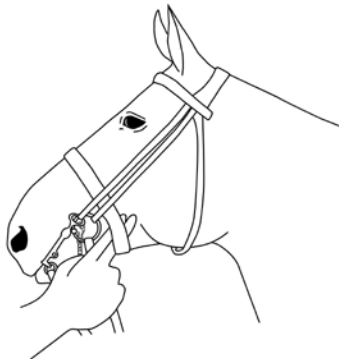
3. For Federation Third and Fourth Level tests same as (2) above, or a simple double bridle (bridoon [snaffle] and bit [curb] and curb chain, cavesson noseband only). The curb "chain" can be made of metal, leather or rubber. A lip strap and rubber or leather cover for curb chain are optional.

4. For FEI tests ridden at national competitions, a plain snaffle bridle or simple double bridle may be used, as described above in DR121.2-.3. However, for USEF High Performance qualifying and championship classes, USEF Young Adult qualifying and championship classes, NAJYRC qualifying classes, USEF Junior qualifying and championship classes, and USEF Young Rider qualifying and championship classes, a double bridle is mandatory. Only snaffles, curbs and bridoons pictured under Figure 1-B are permitted in FEI tests. For the FEI Dressage Tests for 4, 5, and 6-year-old horses and the USEF Dressage Test for 4-year old horses, a plain snaffle bridle is required, as above (DR121.2). However, when a snaffle is used in FEI tests, a crescent noseband is not permitted and a snaffle is required as described in Figure I and as pictured in Figure 1B. In addition

to the crescent noseband, the crossed (figure-8, Mexican) noseband is not permitted for the FEI Dressage Tests for 4, 5, and 6-year-old horses and the USEF test for 4-year old horses.

5. Riders competing only in FEI Para-Equestrian tests may use either a plain snaffle bridle or simple double bridle. Riders competing in both FEI Para-Equestrian tests and USDF or USEF tests at the same competition must use a plain snaffle bridle at Grades 1a-Grade III levels. A double bridle may be used in warm-up and while competing only at the Grade IV level.


6. Only those bits listed with Figure 1 are allowed. At any level of competition, a cavesson or both parts of a flash noseband may never be so tightly fixed that it causes severe irritation to the skin, and must be adjusted to allow at least two fingers under the noseband on the side of the face under the cheekbone. Cavesson nosebands may be used with a chin pad. At any level of competition, a browband may be multicolored and may be decorated with metal, beads, gemstones and crystals.



7. Martingales, bit guards, any kind of gadgets (such as bearing, side, running, balancing reins, nasal strips, tongue tied down, etc.), any kind of boots (including “easy-boots”) or bandages (including tail bandages) and any form of blinkers, earmuffs or plugs, nose covers, seat covers, hoods are, under penalty of elimination, strictly forbidden. Shoes with or without cuffs that are attached with nails or glue and that do not extend past the hair line of the hoof are permitted. Fly hoods (ear covers) will only be permitted in order to protect horses from insects. The fly hoods should be discreet and should not cover the horse’s eyes, and will only be permitted in extreme cases at the discretion of the presiding judge(s). Permission must be granted prior to the class and applies to all competitors in the class. However, leg bandages are allowed in Pas de Deux and Quadrille classes. A breastplate and/or crupper may be used, except that a breastplate is not permitted in USEF High Performance Championships, USEF High Performance Qualifying and Selection Trials, and Observation classes. A rein is a continuous, uninterrupted strap or line from the bridle bit to the hand. Rein additions or attachments are not permitted. Each bit must be attached to a separate rein and reins may only be attached to bits. Any decoration of the horse with extravagant items, such as ribbons or flowers, etc. in the mane, tail, etc., is strictly forbidden. Braiding of the horse’s mane and tail, however, is permitted. False tails are permitted and if used may not contain any metal parts.

8. The above restrictions (1-7) apply to warm-up and other training areas, however, running martingales (only with snaffle rein of plain snaffle bridle), boots, bandages (without magnets) and ear muffs are permitted. (Exception: running martingales and ear muffs are not permitted for horses entered in USEF High Performance qualifying and selection trials, and observation classes). However, noise cancelling ear muffs are permitted at prize-giving ceremonies for horses competing at any level, including High Performance classes. Fly hoods (ear covers) that do not cover the horse’s eyes are permitted in warm-up and other training areas and cannot be used for masking noise cancelling earplugs. Single direct side reins or double sliding side reins (triangle reins) are permitted only when lungeing (mounted or unmounted). Double sliding side reins may be attached to the saddle or surcingle and girth as pictured below, or both ends of each rein may be attached to the saddle, surcingle and/or girth. Only one lunge line is permitted only while lungeing. Driving

or long lining is prohibited. A single direct side rein is defined as an auxiliary rein affixed to the bit and to the girth, saddle or surcingle on the side of the horse (not between the legs). A lunge line must attach only to the snaffle bit of the bridle, halter or cavesson and go directly to the hand of the longeur. Horses competing at Third Level and above may be warmed up in a either snaffle or a double bridle. (Exception: For breed-restricted Arabian competition see Chapter AR, Subchapter AR-12.) A running martingale consists of a divided strap attached to the girth or breastplate (at the front of the horse's chest); the extension of each strap must be connected from the point of division only to the rein on the same side and must be free to slide. The rings through which the reins slide may not be connected to a neck strap. Double sliding side reins (triangle/dreieck zügel)



9. Ring stewards appointed by competition management must check saddlery and inspect bits and spurs on both sides of the horse for at least one-third of the horses in each class. Inspection of saddlery and bits must be done at the direction of the technical delegate. Inspection of saddlery and bits must be done immediately as the horse leaves the arena. (See DR126.1i) The checking of the bridle must be done with the greatest caution, as some horses are very touchy and sensitive about their mouths. Bit inspectors must use a new disposable protective glove for each horse. The responsibility for the correct attire and equipment, however, still rests with the competitor. When communicable disease is a concern, any deviations to established saddlery inspection protocol must be approved by the USEF Dressage Department prior to the competition.

10. The following whips are permitted for schooling only: One whip no longer than 47.2 inches (120 cm), including lash, may be carried by the rider when mounted. One lungeing whip is permitted only when lungeing. There is no restriction on the length of whip permitted for working a horse in hand. One whip no longer than 47.2 inches (120 cm) including lash may be carried in all classes except USEF/USDF Championships, USEF National Dressage Championships, USEF High Performance Championships, USEF High Performance qualifying and selection trials, and observation classes. (Exception: Competitors riding sidesaddle may carry a whip no longer than 47.2 inches (120 cm), including lash, in USEF/USDF Championships.) One whip no longer than 47.2 inches (120 cm), including lash may be carried in all qualifying classes (including NAYRC and NAJC) unless such use is otherwise prohibited by FEI or Federation rules or selection procedures for the classes. **However, when a whip is permitted for FEI Pony Tests, the maximum length is 100 cm (1 meter).** An adjustable-length whip may not be carried by a mounted rider. **BOD 1/14/12 Effective 2/1/12**

11. Numbers must be worn at all times when a horse is being exercised or ridden.

12. Individuals holding a Federation Dispensation Certificates, a USEF Para-Equestrian Classification Card or International Para-Equestrian Classification card may use special saddlery and equipment as specifically listed on their Certificate or card. The following equipment is permitted if listed on the Certificate:

- a. Any well fitted saddle that is suited to the needs of the rider.
- b. Devonshire, western, or oxbow stirrups, tethers from stirrups to girth; seat covers; velcro and rubber bands (provided the equipment allows the rider to fall from the horse). Break-away

safety stirrups are required if the rider's feet are secured into the stirrups and shoes with distinguishable heels must be worn.

c. Except for sidesaddle, either two stirrups or no stirrups must be used, unless rider has one leg and no prosthesis on the other leg.

d. Adapted or bridged reins. If the rein is not to be used in a conventional manner, it must be in as straight a line as possible from the normal hand position (as described in DR117) to the horse's mouth.

e. One or two whips, not to exceed 4' in length.

13. Horses may only be exercised and ridden in management-designated areas on the competition grounds.

14. The following rules apply exclusively to USEF High Performance qualifying and selection trials, and observation classes.

a. Upon arrival on the showground, only the rider when riding, walking, leading or lungeing a horse (lunge whip allowed) is allowed to carry a whip (maximum 120 cm) anywhere on the showground. The groom may also walk, lead and lunge a horse as above. Other parties are allowed to carry a whip, provided it is not in connection with the training of the horse. Under no circumstance is it allowed to school the horses in the stables.

b. The whip must be dropped before entering the space around the competition arena or the rider will be penalized for an error (see DR122.5h).

15. The provisions of DR121 apply to both competing and non-competing dressage horses from the time horses are admitted to the grounds which are designated for the Dressage Competition.

#### A. PERMITTED SNAFFLES\*

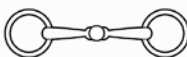
(Bits pictured and described below are required for all tests and classes at Second Level and below and optional in Third and Fourth Level Tests.)



1



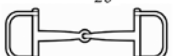
2a



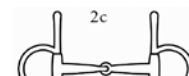
2b



2c



3




4a




4b



5




6



7



8



9



10



11



12



12

1. Ordinary snaffle with single-jointed mouthpiece.

2. (a, b, c) Double-jointed snaffles.

3. Racing snaffle (D-ring).

4. Snaffle. a) with cheeks, with or without keepers.

b) without cheeks (Egg-butt).

5. Snaffle with upper or lower cheeks.

6. Unjointed snaffle (Mullen-mouth).

7. Snaffle with cheeks. (Hanging or drop cheek; Baucher). This may be a D-ring or other ordinary snaffle as pictured in Nos. 1-6.

8. Fulmer.

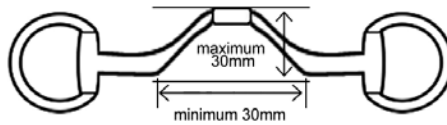
9. French snaffle.

10. Snaffle with rotating mouthpiece (Myler Level 1 and Level 2).

11. Snaffle with rotating middle piece.

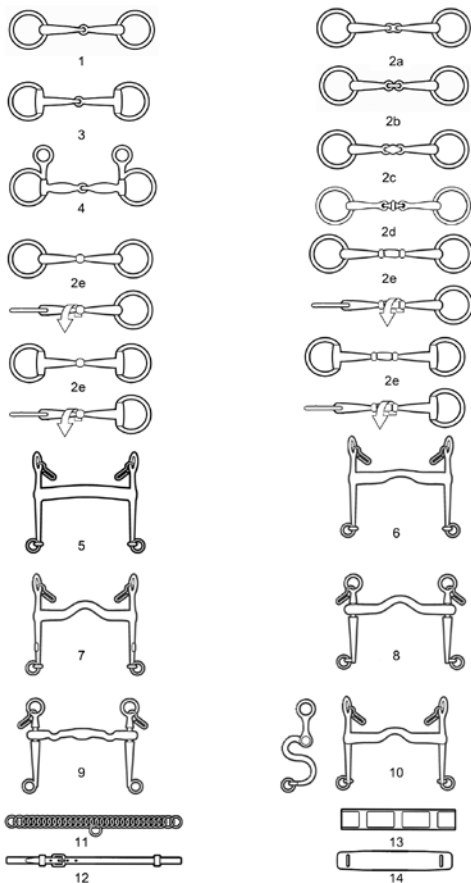
12. Happy Mouth with roller

\*Snaffle bits must be smooth with a solid surface. Twisted and wire bits are prohibited. A mouthpiece with more than one rolling part is prohibited. Bits may be made with a rubber or plastic covering, but the bit may not be modified by adding latex or other material. Bits with mouthpieces made of synthetic material are permitted, provided that the contours of the bit conform to the contours of one of the bits pictured above. Flexible rubber or synthetic mouthpieces are permitted. A double jointed bit or snaffle with rotating mouthpiece may be shaped to allow tongue relief. The maximum height of the deviation is 30mm from the lower part of tongue side to the highest part of the deviation. The widest part of the deviation must be where the mouthpiece contacts the tongue and must have a minimum width of 30 mm. (See illustration below.) The mouthpiece of a jointed or unjointed snaffle may be shaped in a slight curve within the dimensions specified above, but other ported snaffles are prohibited. The mouthpiece of a snaffle may have up to two joints. A bushing or coupling is permitted as the center link in a double jointed snaffle, however, the surface of the center piece must be solid with no moveable parts, except as pictured above. The center link may be tilted in a different orientation from the mouthpiece but must have rounded edges. The diameter of the snaffle mouthpiece must be minimum 10 mm diameter at rings or cheeks of the mouthpiece (exception: for ponies, the diameter may be less than 10 mm). Any bit combining a mouthpiece with any cheekpiece pictured above is permitted. The type of bit should not vary from those pictured above except where specified, and bits should be attached only as pictured in diagram. A cavesson, dropped, crossed or flash noseband is allowed when a snaffle bridle is used in warmup or competition, except as prohibited for some tests.



B. PERMITTED BRIDOOON, CURB AND SNAFFLE BITS\* (Bits pictured and described below (under #1 and 2 below) are required for FEI Tests. Bits pictured and described under #1 below are optional in Third and Fourth Level Tests)

### 1. Double bridle (Bridoon and Curb) bits



#### Bridoons:

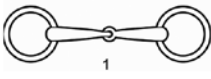
1. Loose ring bridoon bit.
2. a.b.c. Bridoon bit with jointed mouthpiece where the middle piece should be rounded. (Note: A Dr. Bristol bit is not permitted.) Eggbutt sides are also allowed.
- d) Bridoon bit with rotating middle piece.
- e) Bridoon Rotary bit with rotating middle piece
3. Egg-butt bridoon bit.
4. Bridoon bit with hanging cheeks.

#### Curbs:

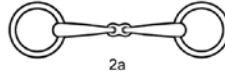
5. Half-moon curb bit.
6. & 7. Curb bit with straight cheeks and port.
8. Curb bit with port & sliding mouthpiece (Weymouth)  
A curb bit with rotating lever arm is also allowed.
9. Variation of bits Nos. 6, 7 & 8.
10. Curb bit with S-curved cheeks.
11. Curb chain (metal or leather or a combination).
12. Lip strap.
13. Leather cover for curb chain.
14. Rubber cover for curb chain.

\* Curb chain hooks can be fixed or not fixed.

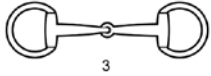
2. Snaffle bridle bits.



1



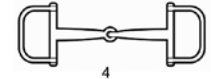
2a



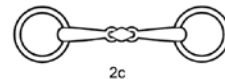
3



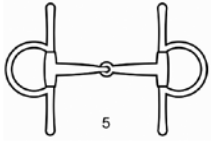
2b



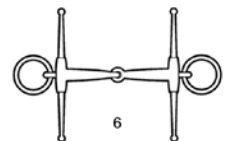
4



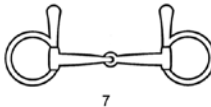
2c



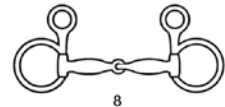
5



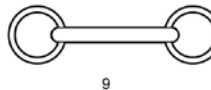
6



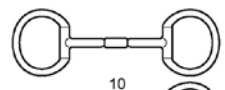
7



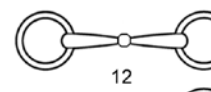
8



9



10



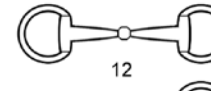
11



12



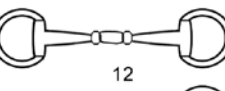
12



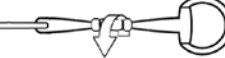
12



12



12



12

1. Loose ring snaffle.
2. a.b.c. Snaffle with jointed mouthpiece where middle piece should be rounded.
3. Egg-butt snaffle.
4. Racing snaffle (D-ring).
5. Egg-butt snaffle with cheeks.
6. Loose ring snaffle with cheeks (Fulmer).
7. Snaffle with upper cheeks only.
8. Hanging cheek snaffle.
9. Straight bar snaffle. Permitted also with mullen mouth and with eggbutt rings.
10. Snaffle with rotating mouthpiece.
11. Snaffle with rotating middle piece
12. Snaffle or bridoon rotary bit with rotating middle piece

\* Bits pictured under B1 or B2 are required in FEI Tests. Bits must be smooth with a solid surface. A bridoon is defined as a snaffle bit used together with a curb bit to form a double bridle. Bits (including curb and/or bridoon bits of a double bridle) must be made of metal or rigid plastic and may be covered with rubber (in manufactured state); flexible rubber bits are not permitted. The lever arm of the curb bit is limited to ten centimetres (10 cm) (length below the mouth piece). The upper cheek must not be longer than the lower cheek. The snaffle or bridoon mouthpiece must be minimum 10 mm diameter at the rings or cheeks of the mouthpiece. The diameter of the curb mouthpiece must be minimum 12 mm at the cheeks of the mouthpiece. Snaffles used in Young Horse classes must have a minimum diameter of 14 mm. The type of bit should not vary from those pictured below except where specified, and bits should be attached only as pictured in diagram. FEI Level horses may be warmed up only in a double bridle (with both bit and/or bridoon made of metal or rigid plastic) or a metal or rigid plastic snaffle pictured under B. A cavesson, dropped, crossed or flash noseband is allowed when a snaffle bridle is used in warmup or competition, except as prohibited for some tests. Curb chain hooks can be fixed or not fixed.

Note: For FEI tests ridden at national competitions, a plain snaffle bridle or simple double bridle may be used, as described in DR121.2-3. However, for USEF High Performance qualifying and championship classes, USEF Young Adult qualifying and championship classes, USEF Junior qualifying and championship classes, USEF Young Rider qualifying and championship classes, and NAJYRC qualifying classes, a double bridle is mandatory.

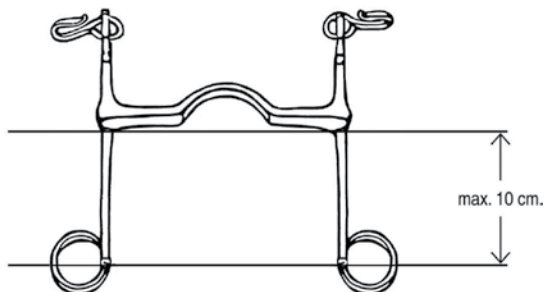


Figure 2. Correct bit measurement. The lever arm of the curb bit must not exceed 10 cm. (length below the mouthpiece). If the curb has a sliding mouthpiece, the lever arm of the curb bit below the mouthpiece must not measure more than 10 cm. when the mouthpiece is at the uppermost position.

#### PERMITTED NOSEBANDS AND BRIDLES

1. Dropped noseband



2. Cavesson noseband



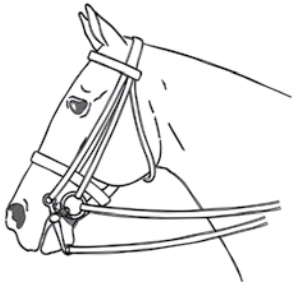
3. Flash noseband



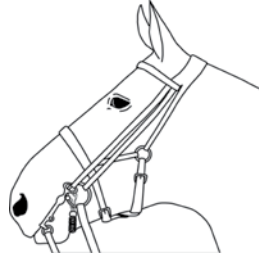
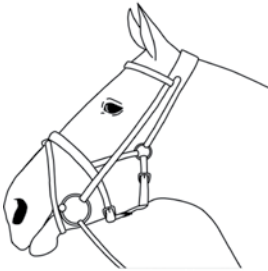
4. Mexican (crossed figure-8) noseband



1, 3 and 4: These nosebands are not permitted when a double bridle is used.

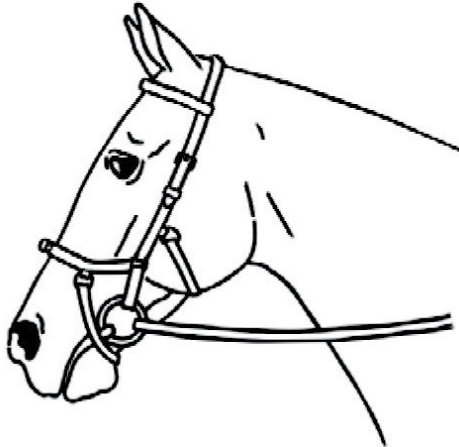


Double bridle with cavesson noseband, bridoon bit and curb with curb chain



5. Combined noseband (no throatlatch). Permitted for use in at any level (including USEF High Performance classes) and in warm-up with either a snaffle or double bridle, as appropriate for the level. When used as a double bridle, the lower strap of the noseband (flash attachment pictured with the snaffle), is not permitted.

6. Micklem Bridle. Permitted for use at any level where snaffles are permitted. Not permitted for use as a double bridle. Bit clips may not be used with this bridle.



#### DR122 EXECUTION AND JUDGING OF TESTS.

1. Calling Tests. All Federation Tests may be called during the competition except at any Final or Championship Event at which time all tests must be ridden from memory. If test is announced, it is the responsibility of the competitor to arrange for a person to announce the test. Unless an exception is made by the judge, the announcing of the test must start with the first movement. Lateness and errors in announcing the ride will not relieve the rider from "error penalties". Announcing the tests is limited to reading the movement as it is written once only. However, the repetition of

reading of a movement is acceptable if there is reason to doubt that the rider heard the original call. Calling of these tests in a foreign language must receive prior consent of the show committee and the Ground Jury. A competition cannot require competitors to use callers employed by the competition management. All FEI Tests (including FEI Junior Tests), the USEF Test for Four-Year Old Horses, the USEF Developing Horse Prix St. Georges Test, the USEF Developing Horse Grand Prix Test and all Freestyle Rides must be ridden from memory. FEI Para-Equestrian tests must be ridden from memory unless an exemption is listed on the rider's Dispensation Certificate or Classification Card. In all tests, all movements must follow the order laid down in the test.

2. Salute. At the salute riders must take the reins in one hand. A lady rider shall let one arm drop loosely along her body and then incline her head in a slight bow; a gentleman rider shall remove his hat and let his arm drop loosely along his body or may render the salute as does the lady rider. The military salute is only permissible when riding in uniform.

3. Voice. The use of the voice in any way whatsoever or clicking the tongue once or repeatedly is a serious fault involving the deduction of at least two marks from those that would otherwise have been awarded for the movement where this occurred.

4. Individuals holding either a Federation Dispensation Certificates, a USEF Para-Equestrian Classification Card or International Para-Equestrian Classification card are allowed the following exceptions, provided these exceptions are clearly listed on the Certificate or Card:

a. Visually impaired and blind riders may use callers as "living letters." These callers (a maximum of 9) may be stationed around the exterior of the arena and will call out letters at the appropriate time. No more than one caller may be stationed within the arena. Callers may not give any other direction to the rider other than identifying the letters, center line and quarter lines of the dressage arena. Callers must position themselves as to not obscure the judge's line of vision. Riders may enter the arena prior to the start of their test and make one pass of the arena, once in each direction in order to familiarize themselves with the callers and the arena. After completion of this familiarization, the rider may leave the arena and await the judge's signal to re-enter and begin his or her test OR may halt and stand quietly just within the arena at A to be given the signal to begin their test from inside the arena. Blind and visually impaired riders are required to wear a red arm band at all times while mounted and in areas where other riders are present. They may remove this armband during execution of their dressage test.

b. Riders may salute with a nod of the head only. Physical contact must remain on the reins at all times.

c. As necessitated by the rider's individual physical limitations, trot work may be performed either entirely sitting or posting.

d. Riders with intellectual impairment or head injury may have a reader to call their tests, including freestyles. If the freestyle is being read, it is required that the caller use radio communication.

e. Riders with hearing impairment may have a reader using sign language or use radio communication.

f. If radio communication is used, a copy of the written choreography must be given to the Technical Delegate or their designee who will monitor the reader and report to the judge if unauthorized assistance is given to the rider.

5. Errors.

a. When a competitor makes an "error of the course" (takes the wrong turn, omits a movement, etc.) the President of the Jury warns him by sounding the bell. The President shows him if necessary the point at which he must take up the test again and the next movement to be executed then leaves him to continue by himself. However, in some cases when, although the competitor makes an "error of the course", the sounding of the bell would unnecessarily impede the fluency of the performance for instance if the competitor makes a transition from medium trot to collected walk at V instead of at K or cantering up the center line from A makes a pirouette at D instead of at L it is up to the President to decide whether to sound the bell or not. However, if the bell is not sounded at an error of course, or error of test in which the movement, or a requirement of the movement, is repeated and the error occurs again, only

one error is recorded. If a rider performs in a rising trot when a sitting trot is required, or vice versa, the bell must be sounded and the rider warned that this is an error that accumulates if repeated, leading to elimination at the third occurrence.

b. In National and FEI tests, every “error of the course” whether the bell is sounded or not, must be penalized, except as noted above:

- (1) the first time by 2 points;
- (2) the second time by 4 points;
- (3) the third time the competitor is eliminated. However, at the discretion of the judge, the rider may continue to finish to test. If the competitor’s continued presence in the ring is about to interfere with the start of the next scheduled ride, then the judge must excuse him/her from the ring.

c. For Young Horse tests, the deduction for an error shall be:

- (1) First error: -.5% from total score received
- (2) Second error: -.1% from total score received
- (3) Third error: Elimination

d. For FEI Level Freestyle tests, two points will be deducted for each error, however they are not cumulative and will not result in elimination.

e. When the competitor makes an “error of the test” (trotts rising instead of sitting; at the salute does not take the reins in one hand, etc.) he must be penalized as for an “error of the course”. In principle, a competitor is not allowed to repeat a movement of the test unless the President of the Jury decided on an error of course (rings the bell). If, however, the rider has started the execution of a movement and attempts to do the same movement again, the judge(s) must consider the first movement shown only and, at the same time penalize for an error of course.

f. If the Jury has not noted an error the competitor has the benefit of the doubt.

g. The decision as to whether or not an error of course has been made will be that of the judge at C. The other judges’ scores will be adapted accordingly upon approval of the judge at C.

h. The penalty points are deducted on each judge’s sheet from the total points obtained by the competitor.

i. Other Errors. For USEF High Performance qualifying and selection trials, and observation classes, all of the following are considered errors and two points will be deducted for each of the following errors, however they are not cumulative and will not result in elimination (including for freestyle tests).

- (1) Entering the space around the arena with whip
- (2) Entering the dressage arena with whip except carrying the whip for more than three movements will entail elimination
- (3) Not entering the arena within 45 seconds but before 90 seconds after the bell
- (4) Entering the arena before the sound of the bell;
- (5) In Freestyle classes, entering the arena after more than 20 seconds of music but within 90 seconds
- (6) If the Freestyle test is longer or shorter than the stipulated time on the test sheet, .5% will be deducted from the total artistic score.

6. Lameness. In the case of marked lameness the judge or President of the Jury informs the competitor that he is eliminated. There is no appeal against his decision.

7. Judging a test.

a. The mark for each movement should first establish the fact of whether the movement is marginal (5 or below) or higher. The judge should state the reason for his judgment, at least when giving marks of 6 and below.

b. Accuracy (moderate) should be a factor only if the inaccuracy avoids the difficulty of the movement, i.e., a larger circle avoids the difficulty of a 10 meter circle. In a movement which must be carried out at a certain point of the arena it should be done at the moment when the competitor’s body is above this point, except in transitions where the horse approaches the letter from a line diagonal or perpendicular to the point where the letter is positioned. In this case, the transition must be done when the horse’s nose reaches the track at the letter so that the horse is straight in the transition. This includes the execution of flying changes.

- c. If a problem appears once it may be treated lightly by the judge; if it appears successively he will score it more harshly each time, i.e., nodding, stumbling, shying, etc.
- d. Grinding of the teeth and wringing of the tail are signs of tenseness or resistance on the part of the horse and should be considered in the marks for each movement where they appear, as well as in the Collective Marks. Horses which get their tongues over the bit or perform with an open mouth shall be marked down.
- e. The levels of dressage are offered as a means of evaluating a horse that is changing. The purpose of each test is printed on the cover and the horse shall be considered in light of the degree of training it should have achieved to be shown at that level.
- f. In the case of a fall of horse and/or rider the competitor will be eliminated. A competitor is considered to have fallen when he is separated from his horse in such a way as to necessitate remounting or vaulting into the saddle. A horse is considered to have fallen when at the same time both its shoulder and quarters have touched the ground. BOD 1/14/12 Effective 2/1/12
- g. If the horse leaves the arena with or without the rider (all four feet outside the fence or line marking the arena perimeter) between the beginning and end of the test, the competitor is eliminated.
- h. A test begins with the entry at A and ends after the final salute, as soon as the horse moves forward; except in Freestyle, where the test begins in the first stride after the salute and ends at the final salute. Except for leaving the arena as described above in 7.g, and for non-permitted movements shown in a freestyle test, anything before the beginning or after the end of the test has no effect on the marks. The competitor should leave the arena in the way prescribed in the test; however, in Federation Training through Fourth Level tests, the competitor should leave the arena at "A" at a walk, on long or loose rein.
- i. Horses which enter the arena with their tongues tied down shall be eliminated.
- j. The judge may stop a test and/or allow a competitor to restart a test from the beginning or from any appropriate point in the test if, in his discretion, some unusual circumstance has occurred to interrupt a test. Time-outs, as defined in GR833, are not permitted in the Dressage division.
- k. After the sound of the bell, the competitor should enter the arena at A as soon as possible. Exceeding 45 seconds before entering the arena after the bell has sounded will entail elimination. In the Freestyle, the rider has 45 seconds to signal to start the music; however, exceeding 65 seconds before entering the arena after the bell has sounded will entail elimination. Exception: For USEF High Performance qualifying and selection trials, and observation classes, entering the arena over 45 seconds but within 90 seconds after the bell has sounded be penalized for an error as specified under DR122.5. Exceeding 90 seconds will entail elimination except where a valid reason is accepted by the Judge at "C" (losing a shoe, etc). No competitor can be required to ride prior to his scheduled time except as required in GR830.
- l. Any resistance which prevents the continuation of the test longer than 20 seconds is punished by elimination. However, resistance that may endanger the rider, horse, judges or the public will result in elimination for safety reasons earlier than within twenty (20) seconds.
- m. All movements and certain transitions from one to another which have to be marked by the judge(s) are numbered on the judge's sheets. They are marked 0 to 10, 0 being the lowest mark and 10 being the highest.

8. The scale of marks is as follows:

10 Excellent	4 Insufficient
9 Very Good	3 Fairly Bad
8 Good	2 Bad
7 Fairly Good	1 Very Bad
6 Satisfactory	0 Not executed
5 Marginal	

All half marks from 0.5-9.5 may also be used both for movements and collective marks, at the discretion of the judge, and scores given must be recorded with a decimal (i.e., as 6.0 instead of 6). BOD 1/23/11 Effective 12/1/11, EC 10/17/11 Effective 12/1/11

"Not executed" means that practically nothing of the required movement has been performed. In

FEI Level Freestyle tests, half marks may be used for all marks. In tests for Young Horses, decimals to .1 may be used. EC 3/19/12 Effective Immediately

9. Collective marks are awarded (from 0 to 10) after the competitor has finished his performance for:

- a. Gaits.
- b. Impulsion.
- c. Submission.
- d. The rider's position and seat; correctness and effect of the aids. The collective marks as well as certain difficult and/or infrequently repeated movements can be given a co-efficient which is fixed by the USDF, the Federation (USEF) Dressage Committee or the Bureau of the FEI for their respective tests.

10. Unauthorized Assistance is forbidden under penalty of elimination. Any intervention by a third party, including members of the Jury, with the object of facilitating the task of the competitor, including voice, signals, remounting, catching a horse inside the ring, etc., is illegal assistance. Except in the case of an error, any outside assistance provided by or authorized by a member of the Jury will result in elimination. A member of the Jury may not discuss a ride with a competitor before the bell or after the final salute.

11. The execution of the tests is not timed, except for the Freestyle Test. The time shown on the Judges' sheet is for information only.

12. The FEI has published "Directives for Assessing the Degree of Difficulty in a Freestyle Test" and "Directives for International Dressage Competitions for 5 and 6-year old horses". These documents have information on the judging of Freestyle and Young Horse tests and both are available from the Federation upon request or on the Federation website.

13. For FEI Tests for 4, 5 and 6-year old horses, and the USEF test for 4-year old horses, the judges must sit together at "C". Individual movements are not judged. The judges must fill out one Marking Sheet with general comments and marks at the end of the test. For Young Horse qualifying classes, competition management is encouraged to provide a microphone for the judges so that a short summary may be given to the audience after each ride. FEI guidelines for judging shall be followed. Tests must be ridden from memory.

#### DR123 SCORING, CLASSIFICATION AND PRIZE-GIVING.

1. After each performance and after each judge has given his Collective Marks which must be done with due consideration the judges' sheets pass into the hands of the scorers. Scores and comments must be written in ink. Any corrected score must be initialed by the judge having made the correction. The marks are multiplied by the corresponding co-efficients where applicable and then totaled. Penalty points incurred for errors in the execution of the test are then deducted on each judge's sheet.

2. The total score for the classification is obtained by adding the total points. With more than one judge, the sum total classifies. If there are two or more judges, the points awarded by each judge will be published separately in addition to the total score. Total final results must be published in marks as well as in percentages with numbers to three places after the decimal point. Scores must be posted on a public scoreboard as soon as possible after each ride. The public scoreboard may be in either paper or electronic format. The name of each judge must be posted along with the position where he/she is sitting. When multiple judges officiate, scores must be posted in the following order: E, H, C, M, B.

3. Individual Classification. In all competitions the winner is the competitor having the highest total points, the second placed competitor is the one with the next highest total points and so on. In case of equality of points the competitor with the highest marks received under General Impressions shall be declared the winner. When the scores for General Impressions are equal the horses must remain tied. Errors on a test may not be used to break ties. Final results for each class must be posted as soon as possible after the class is completed and all results must include total points and percentages with numbers to three places after the decimal point, eliminated horses, and the placing of each horse that receives an award. If a competitor withdraws (scratches) prior to a class or is excused, eliminated or a "no show" prior to or during the performance of a test, the words "scratched", "excused", "eliminated", or "no show" or abbreviations of each, must appear

after the competitor's name in the result sheet. The published final results may be in paper or electronic format and must remain posted throughout the entire competition. The name of each judge must be posted along with the position where he/she is sitting. When multiple judges officiate, scores must be posted in the following order: E, H, C, M, B.

4. In a USEF/USDF Championship class, the horse must obtain 55% or better to be named Champion or Reserve Champion. When either or both the first or second placed horse does not receive a score of 55% or better, the horse(s) will receive non-championship ribbons only. The awards ceremony for the class will still be held, with all horses that placed in the class participating and all other horses receiving normal championship awards.

5. Video tape may not be used to dispute a judge's decision.

6. When the total of the scores for General Impressions is equal, ties in classes which involve prize money shall remain tied for the purpose of dividing prize money.

7. A judge is free to leave when all scores from his class(es) are totaled.

8. If a mathematical error on the scoresheet is discovered, it must be brought to the attention of competition management within 1 hour of the official posting of the scores from the last class of that competition day. Competition Management must announce said posting, and must make test sheets available to competitors immediately.

9. After the awards for a class have been presented, the judge's score sheet should be given to the competitor. The score sheet must be handed directly to the competitor or his representative. Privacy must be maintained.

10. Participation in prize-giving (awards) ceremonies by placed rider/horse combinations may be mandatory and failure to participate may result in loss of prizes and prize money at the discretion of Competition Management. Specific requirements and penalties for failure to participate in prize-giving ceremonies must be announced in the prize list. It is recommended that dress and saddlery for ceremonies be the same as in the competition, but that black or white leg bandages also be allowed. Rosettes should be placed on the horses' bridles prior to the ceremony. The judge at "C" should be invited to participate in the prize-giving. Competition Management is responsible for the safe conduct of ceremonies and must excuse any horse that threatens the safety of participants. At all times when horses are grouped together, riders and/or grooms are responsible for their actions. Carelessness or irresponsible behavior may result in possible penalties under Federation rules.

11. It is recommended that scorers may not be a competitor, or an owner, coach, trainer or family member of a competitor/horse in the class(es) in which they are scoring.

#### DR124 ELIMINATION.

1. Horse and rider combinations shall be eliminated from the competition (for .a, .f and .i, below) or from the current or next class depending on which is closest to the time the incident occurred (for all others), under the following circumstances:

- a. Misrepresentation of entry or inappropriate entry (GR907 and DR119);
- b. Dress code violations inside the competition ring at the discretion of the Ground Jury except elimination is mandatory for failure to wear properly secured protective headgear when required. (DR120)
- c. Use of illegal equipment (DR121);
- d. Unauthorized assistance (DR122);
- e. Three errors of the course and/or test (DR122);
- f. Horse's tongue tied down (DR122);
- g. Late entry into the arena (DR122);
- h. All four feet of the horse leave the arena with or without rider (DR122);
- i. Cruelty (GR839);
- j. Marked lameness (DR122);
- k. Resistance of longer than 20 seconds (DR122);
- l. Concern for the safety of rider, other exhibitors or their entries (GR1034.11 and .12);
- m. In FEI freestyle classes, performing movements which are not allowed (DR128);
- n. Evidence of blood on a horse in the competition arena shall be cause for elimination from the class by the judge at "C". Evidence of blood on a horse outside the competition arena shall

be cause for elimination by competition management, after consultation with the technical delegate, from either the last class in which the horse competed or next class in which it is scheduled to compete, depending on which is closest to the time the incident occurred. Environmental causes such as insect bites shall normally not be cause for elimination.

o. Failure to wear competitor number (DR121.11 and GR801.9);

p. Fall of horse and/or rider (DR122.7(f)) BOD 1/14/12 Effective 2/1/12

q. Any situation where a direct rule violation can be cited. Where a violation cannot be cited, a competitor is not eliminated.

2. Except as noted below, only the officiating Jury may eliminate a competitor for a rule violation listed under DR120 or DR122, only from the test in question, and (except for late entry into the arena) only after the competitor has entered the arena. Members of the Ground Jury have no authority to eliminate under any other circumstances, except during a test, for use of illegal equipment, non-compliance with protective headgear rules, not wearing a number, cruelty and abuse or leaving the arena without the judges' permission. Authority for rule enforcement outside the competition ring rests solely with the Show Committee (see General Rules, GR1217). Competition Management/Show Committee has the authority to eliminate for use of illegal equipment or violations of protective headgear rules during a test that is discovered after the competitor has left the arena. Competition Management also has the authority to eliminate entries and/or remove individuals from the competition grounds for violations of protective headgear rules as described in DR120 and GR801.

#### DR125 COMPETITION LICENSING AND OFFICIALS.

1. Organizers of Dressage Competitions must comply with current Federation and USDF competition licensing requirements and must apply directly to the Federation for both USDF competition recognition and USEF licensing.

2. Ground Jury. The invited judges compose the Ground Jury and must be selected from the current Roster of Recognized Dressage judges.

3. A Technical Delegate must be selected from the current Roster of Dressage Technical Delegates to officiate at all Dressage competitions and Regular and Local Competitions offering "open" Dressage Division classes (i.e., classes which are not limited to certain breeds) or classes above Third Level. (Exception: A Category 2 or Combined Category Steward may officiate through Fourth Level in the Andalusian, Arabian, Friesian and Morgan Divisions, only if classes are not part of an "open" Dressage Division). A Registered Dressage Technical Delegate must officiate at Level 4 and Level 5 Dressage Competitions. A Recorded Dressage Technical Delegate may officiate as the assistant to the Registered Technical Delegate(s) at Level 4 and Level 5 Dressage Competitions, and may officiate alone at Levels 1-3 Dressage Competitions.

4. For each competition day that a Dressage Competition schedules 300 or more rides (including Dressage and DSHB entries), the competition must have at least two Dressage Technical Delegates on duty. When only one competition ring is in session, only one Dressage Technical Delegate need be present on the grounds.

5. Dressage Competitions holding both a national competition and a CDI must have a separate Dressage Technical Delegate in addition to the FEI Chief Dressage Steward. However, the number of CDI rides is not counted in the number of rides requiring an additional Dressage Technical Delegate.

#### DR126 REQUIREMENTS FOR DRESSAGE COMPETITION MANAGEMENT.

1. The following requirements apply to all Levels 1-5 of Dressage Competitions, except where noted. Specific requirements for specific levels of competitions are listed under .2, below.

a. Competition Levels, Divisions and Classes.

(1) The competition Level and all classes must be listed in the prize list.

(2) When permitted by the rules or special criteria, classes may be divided into separate divisions or sections based on qualifications, age or other eligibility of horses or riders.

(3) Divisions or sections of a class are considered to be a separate "class" only if listed as such in the prize list. Divisions or sections of a class may be held in different rings and judged by different judges. When divisions or sections are held under different conditions

(i.e., different ring or judges), separate awards must be given.

(4) Where more than 25 entries are accepted for a particular class the class must be divided into separate divisions for awards purposes. USEF/USDF championship classes and USEF High Performance Championships, qualifying and selection trials, and observation classes cannot be split.

(5) When entries warrant competitions are encouraged to split classes into separate divisions, and to provide separate awards, for Open riders, Adult Amateurs and Junior/Young Riders. Horses may be ridden only once in any class, including separate divisions or sections of the same class. See DR119.1.

b. Competition Schedule.

(1) A tentative class schedule must be included in the prize list.

(2) Organizers must prepare a time schedule including all rides. If possible, competitors should be notified of their riding times prior to arrival at the competition.

(3) The time schedule must be posted in a conspicuous place by noon the day before the competition. Ride times may not be changed after noon the day before the start of the entire competition, except in compliance with GR830.5. Competitions may reserve the right to fill a competitor's subsequent ride times if that competitor fails to notify the competition secretary of his/her intention to scratch (i.e. is a "no show").

(4) Dressage classes must be run in their entirety and rides may only be scheduled out of sequence to allow a reasonable interval between two or more horses entered by the same rider in the same class or in different classes. Also, when preparing a time schedule consideration must be given to riders entered in more than one class or riding more than one horse.

(5) At least 50 minutes must be scheduled between start times for a rider's tests on different horses unless he/she has agreed, in writing, to a shorter interval between tests. Time intervals should be allowed between rides for judge's breaks and awards presentations.

(6) If Grand Prix Freestyle and/or Grand Prix Special classes are offered at a competition, at least one Grand Prix class must be offered and scheduled prior to the Freestyle and the Special (i.e., only one Grand Prix is required to be offered and scheduled prior to the Freestyle and Special in a multi-day competition).

(7) If a competitor cannot show due to a change in the day a competitor must ride, his entry fees must be refunded.

c. Schooling and Lungeing.

(1) One or more schooling areas must be provided far enough away from the arena(s) so as not to disturb the competitors during their tests. Schooling areas must be of sufficient size for several competitors to prepare their horses at the same time.

(2) If possible, at least one practice arena with perimeters and letters should be provided.

(3) It is strongly recommended that a lungeing area be provided separate from and in addition to mounted schooling areas and that it be available throughout the competition.

(4) If a separate lungeing area is not provided, lungeing is not permitted at any time within the same area at the same time as mounted schooling. See Dressage Levels chart on USEF website for requirements for specific competition levels.

(5) Competitors will not be allowed in or around the arena while a class is in progress or inside the arena at other times except under the following conditions:

(a) Management must post and announce, in advance, designated times that competitors may school inside the arena(s);

(b) Competitors should be permitted by management or the Ground Jury to enter the arena prior to their ride if arena conditions do not permit riding around the perimeter of the arena prior to entry. Such permission must be announced prior to the start of the class.

(6) Competitions are not permitted to charge warm-up or schooling fees prior to or during a competition for horses entered in the competition.

(7) When visually impaired or blind riders are to compete, it is recommended that a separate warm up area be provided.

d. Judges and Technical Delegates.

- (1) No judge shall be required to officiate longer than 8 hours in one day, unless the judge has agreed in writing, and cannot be required to be on the competition grounds longer than 10 hours.
- (2) Judges must be given at least a 45-minute lunch break and at least a 10 minute break every 2 hours.
- (3) Judges and technical delegates are not to be housed in private homes unless the judge or technical delegate has agreed to it prior to the competition.
- (4) Judges' comments, while judging, may not be audio-recorded without prior written permission of the judge(s), the specific competitor(s) and management.

e. Scribes.

- (1) Scribes should have a knowledge of the tests being ridden.
- (2) Scribes (including electronic scribes) must not be an owner, coach, trainer or family member of a competitor/horse in the class(es) in which they are scribing.
- (3) Scribe changes should not be made more than once per day for each judge.
- (4) It is strongly recommended that scribes and apprentice judges not compete before judges with whom they have worked at the same competition.
- (5) First-time scribes must not be assigned to foreign judges or judges for FEI level classes.
- (6) Scribes. Only one scribe to be provided for the judging panel for the FEI Dressage Tests for 4-year old, 5-year old and 6-year old horses and the USEF Dressage Test for 4-year old horses.

f. Arena Specifications.

- (1) The arena should be on as flat and as level ground as possible. It is recommended that the difference in elevation across the diagonal or along the length of the arena shall not exceed 0.60 meters. It is recommended that the difference in elevation along the short side of the arena shall not exceed 0.20 meters.
- (2) The Standard Arena is 60 meters long and 20 meters wide. The Small Arena is 40 meters long and 20 meters wide. Arena measurements are for the interior of the enclosure.
- (3) The enclosure itself must consist of a low fence about 0.3 meters high and must be completely enclosed, except for the entrance at "A". The width of the entrance must be at least two meters.
- (4) The fence should be such to prevent the horse's hooves from becoming entangled and arena stakes, if used, must be covered with a ball or similar object so as to prevent injury. Rope, concrete or unbreakable chain fencing is not allowed.
- (5) The part of the fence at A should be easy to remove to let the competitors in and out of the arena in a suitable way. The part of the fence at A can remain open except at Federation/USDF Championship classes.
- (6) Except for the letter "A", the letters outside the enclosure should be placed about 0.5 meters from the fence and clearly marked. So that the judges can note the exact point on the track opposite each letter, it is compulsory to place a marker on the fence itself, level with and in addition to the letter concerned. **It is not permitted to place the letters on the arena fence, however, one-sided (flat) letters may be placed on the wall of an indoor arena when such an arena is permitted under(7) through (9) below.** The letter A should be placed at least five meters away from the arena.
- (7) No publicity is permitted anywhere on the arena fence. It is permissible to decorate the letters with flowers or greenery to enhance the appearance of the arena, however, letters must be visible from all sides at Level 3-5 competitions.
- (8) It is recommended that arenas be separated from the public (people, horses and other activities) by a distance of not less than 15 meters, with a minimum allowed distance at any point around the arena of 3 meters. For indoor competitions, the recommended minimum distance from the public is 3 meters, with a minimum allowed distance at any point around the arena of 1.5 meters. For Level 1 and Level 2 competitions, where tall solid walls preclude public access or visibility, arenas are exempt from this requirement. Indoor and outdoor arenas must be separated by a minimum of 5 meters at Level 3-5 competitions

and 2 meters at Level 1-2 competitions.

(9) Where severe inclement weather threatens to disrupt participation in the competition due to concerns for footing or safety, Level 3-5 competitions are permitted to follow the same arena specifications as in #8, above.

(10) A modified arena is one that is not exactly 20x60 meters or 20x40 meters, as required for the particular level and test. Use of a modified arena is permitted only for Level 1-2 competitions and only when the dimensions of the arena to be used are clearly specified in the prize list. When a modified arena is used, it must not be shortened more than five meters in length or more than two meters in width. However, for all competition levels, Qualifying, Championship, USEF High Performance Championships, qualifying and selection trials and observation trials and Freestyle classes must be held in an unmodified standard size arena

(11) Entry and exit must be at "A" for Level 4-5 competitions. For Level 1-3 competitions: If competitors enter and exit at any location other than "A", the arena fence must be completely closed for the duration of the ride.

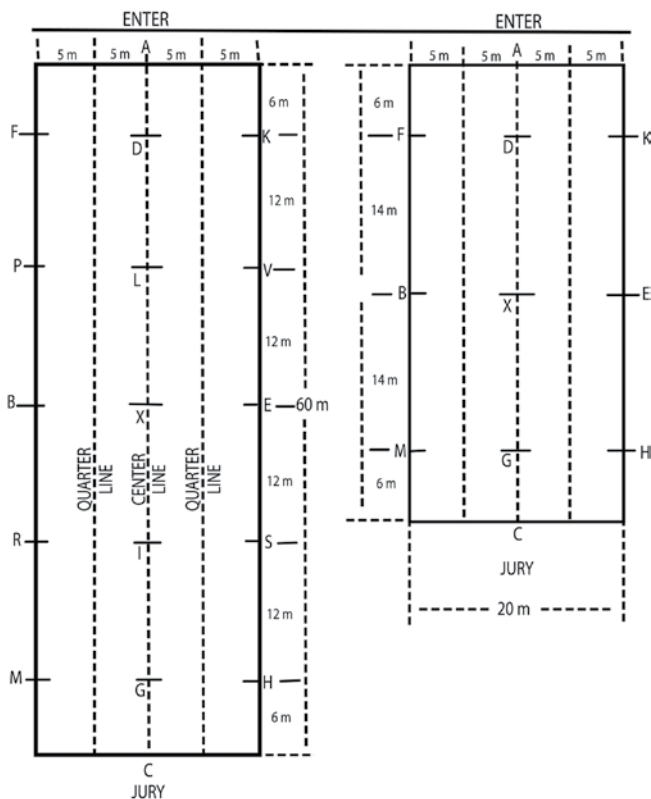
(12) For all classes or tests where the arena size is optional or may be modified, the size must be stated in the prize list.

(13) The following tests and classes must be held in a Standard Arena:

(a) Federation First Level Dressage tests and above, FEI Dressage tests; and musical freestyles, except those tests written for a small arena.

(b) Federation/USDF Qualifying and Championship Classes at all levels

BOD 1/14/12 Effective 2/1/12



(14) At the discretion of competition management, all tests for Para Equestrians may be ridden in a Standard arena. (Exception: Grade I - III freestyle tests must be held in a small arena. Grade IV freestyle tests must be held in a standard arena.) The arena sizes to be used must be indicated in the prize list. For the USEF National Para-Equestrian Championships and Para-Equestrian Selection Trials, all tests for Grades I, II, and III must be ridden in a small arena and Grade IV must be ridden in a standard size arena.

g. Location of Judges.

- (1) If there is only one judge he is preferably placed a maximum of five meters and minimum of three meters from the end of the arena and must be opposite the letter C. When two judges are used one is placed at C and the other at B or E, preferably a maximum of five meters and minimum of three meters opposite the letter. When three judges are used, one is placed at C, the second at B or E, and the third must be placed at the end of the arena on a line with the judge at C and 2.5 meters in from the edge of the long side of the arena at H or M (If the second judge is at B, the third should be at H and vice versa). If this is not possible, judges should be placed at the end of the arena, one at C, one 2.5 meters in from the long side of the arena at M and the other 2.5 meters from the long side of the arena at H.
- (2) At indoor competitions, judges must be placed a minimum of 3 meters from the arena, unless modifications are permitted by application to the Federation Dressage Committee.
- (3) Except in Young Horse tests, a separate enclosure (booth, tent, trailer) or platform for indoor classes must be provided for each judge.
- (4) Each judges booth or platform must be raised at least 0.5 meters (20 inches), for Freestyle Tests possibly a little higher, above the ground to give the Judge(s) a good view of the ring.
- (5) The booth/hut/platform must be large enough to accommodate three people except that the booth at C must accommodate four people for Young Horse Championship classes.
- (6) Judges' booths placed at E and B must be equipped with side windows.
- (7) The jury for the FEI Dressage Tests for 4, 5, and 6-year-old horses and USEF Dressage Test for 4-year old horses, must be seated together at "C" and may comprise a maximum of three judges.
- (8) Judge booths or platforms must be separated from other arenas by a minimum distance of 3 meters.

h. Footing Maintenance.

- (1) Competition management must make every effort to provide the best possible footing in competition and schooling areas.
- (2) Provisions should be made (by having on hand proper equipment and scheduling sufficient breaks in the schedule) to maintain throughout the competition the footing in all riding areas by dragging, watering and, if necessary, raking.

i. Ring Stewards and supervision of schooling areas.

- (1) Management must appoint ring stewards to check saddlery and inspect bits and spurs, on both sides of the horse, in each class at the direction of the technical delegate and in accordance with DR121.9.
- (2) When a competition operates two or more rings or warmup areas, the competition must have a sufficient number of stewards to adequately monitor all schooling and warmup areas, as well as competition rings.
- (3) Schooling and warmup areas must be monitored by stewards starting at least 30 minutes before the first scheduled ride.
- (4) Bit inspectors must use a new disposable protective glove for each horse. Gloves must be provided by competition management.
- (5) When communicable disease is a concern, any deviations to established saddlery inspection protocol must be approved by the USEF Dressage Department prior to the competition.
- (6) In USEF/USDF Championship classes, a steward must be appointed to check the saddlery and bits of each horse immediately after it has completed its test and has left the arena, and any discrepancy to the saddlery rules will entail immediate elimination. (See DR121.9)

## j. Miscellaneous.

(1) Management must provide judges and technical delegates with copies of Federation Presidential Modification letters they have received, prior to the classes where those riders compete under those judges. Competitors will not be allowed to compete with modifications unless a copy of their Presidential Modification letter is provided to the competition secretary by the beginning of the competition.

(2) Background music, of a suitable composition and volume so as not to disturb the competitors and judges, may be played during all classes except when freestyle music is being played. Specific background music may not be requested or supplied by competitors for their rides except for freestyle tests.

(3) It is strongly recommended that organizers avoid running freestyle classes at the same time as non-freestyle classes that are held in close proximity.

(4) A separate number must be issued for each horse/rider combination. Horses or riders are required to display only one number and may not be penalized for displaying only one number. See GR318.9 and GR1213.11.

## 2. Specific requirements for Dressage Competition Levels.

## a. Categories and Criteria.

(1) Dressage Competitions or Regular or Local Competitions with open dressage classes must be categorized into one of five levels based on classes offered and mandatory criteria for each level:

(a) Level 5 - required for CDIs/CPEDIs, USEF High Performance Selection Trials (Intermediaire I-Grand Prix, ParaEquestrian) and USEF National Championships. (b) Level 4 - required for USEF/USDF Regional Championships, High Performance qualifying competitions held separately from CDIs, and optional for other competitions that choose to meet the criteria.

(c) Level 3 - required for USEF Developing Program qualifying competitions and optional for other competitions that choose to meet the criteria.

(d) Level 2 - required for competitions that do not meet the criteria for Levels 3-5 or exceed Level 1 requirements.

(e) Level 1 - required for USEF licensed competitions that do not meet the criteria for Levels 2-5. Level 1 is primarily intended as an introduction for new competitions wishing to hold a USEF licensed competition with fewer mandatory requirements.

(f) If standards will be at a lower level for eligible classes at competition Levels 3-5, the competition prize list must state which classes and which criteria will be at a lower level.

(2) Holding classes of a lower level is optional at competition Levels 3-5.

(a) Standards for all non-CDI/CPEDI classes at a Level 5 competition must be Level 3 or higher.

(b) At a Level 4 competition, Level 4 standards are required for High Performance and Regional Championship classes; standards for all other classes must be at Level 3 or higher.

(c) At a Level 3 competition, Level 3 standards are required for USEF Developing program qualifying classes; standards for other classes must be at Level 2 or higher.

(d) At a Level 2 competition, standards for all classes must be at Level 2 or higher.

(e) At a Level 1 competition, standards for all classes must be at Level 1 or higher.

(3) Specific criteria for each competition level are listed in the Dressage Levels chart (see DR126.3). The chart indicates which criteria may be at a lower level for eligible classes at a Level 3, Level 4 or Level 5 competition.

## b. Management, Officials and Staff.

(1) The manager of a Level 3, Level 4 or Level 5 Dressage Competition must be eligible according to the criteria listed in DR126 and listed in the Dressage Levels chart (see DR126.3).

(2) The secretary of a Level 3, Level 4 or Level 5 Dressage Competition must be eligible according to the criteria listed in DR126 and listed in the Dressage Levels chart. Specific duties of Dressage Competition Management are listed in the Dressage Levels chart (see

DR126.3).

(3) Specific requirements for staff and officials for Dressage Competitions are listed in the Dressage Levels chart (see DR126.3).

c. Facilities, Equipment, Services and Amenities.

(1) Additional requirements for Dressage Competitions regarding facilities, services and amenities are listed in the Dressage Levels chart (see DR126.3).

3. Dressage Levels Chart.

(for USEF Dressage Competitions or Regular or Local Competitions with Open Dressage Classes per USEF GR308.2e)

(DSHB classes can be held with any Level. Shows offering only DSHB can choose Level 1 or Level 2 criteria.)

Criteria at competition Levels 3-5 are highlighted in yellow below that can be held at a lower level, if competition advertises classes held at a lower level.

BOD 1/14/12 Effective 2/1/12

**DRESSAGE LEVELS** (for USEF Dressage Competitions or Regular or Local Competitions with Open Dressage Classes per USEF GR308.2e) (DSHB classes can be held with any Level. Shows offering only DSHB can choose Level 1 or Level 2 criteria.) Criteria at competition Levels 3-5 are highlighted in yellow below that can be held at a lower level, if competition advertises classes held at a lower level. BOD 1/14/12 Effective 2/1/12

Criteria	LEVEL 5 CDIs/CPEDIs USEF HP Selection Trials (I1 - GP, ParaE- questrian) National Championship	LEVEL 4 Regional Championships, HP (I1) and other competitions as required or as approved by USEF (and USDF when required), upon application	LEVEL 3 Developing Program Qualifiers (JR/YR/ YA, YH & DH) and other competitions as required or as approved by USEF (and USDF when required), upon application	LEVEL 2 Other licensed Dressage shows	LEVEL 1 "Introduction" to Licensed Competitions
Classes of a lower level	Optional national classes – standards for national classes must be at Level 3 or higher. Prize list must list classes conducted under lower level criteria and list specific modifications.	Required for HP and RC classes – lower level classes optional. Standards for any other classes must be at Level 3 or higher. Prize list must list classes conducted under lower level criteria and list specific modifications.	Required for Developing prog qualifiers – lower level classes optional. Standards for other classes must be at Level 2 or higher. Prize list must list classes conducted under lower level criteria and list specific modifications.	n/a	n/a
Opportunity Classes *no freestyles & all USEF rules apply	N/A (Cannot offer)	N/A (Cannot offer)	Two tests and only two classes per day at Training Level	Two tests and only two classes per level per day at First Level and below.	Two tests and only two classes per level per day at 2nd Level/ below
Length of competition	Three or more days minimum – may be two or more consecutive competitions	Three or more days minimum – may be two or more consecutive competitions	Two or more days minimum – each day may be separate competition	One or more days	One day only.
Number of horses	No limit	No limit	No limit	No limit, except must offer stabling if 150 or more horses	Limited to 75 horses.
Footing and arena type	Per FEI rules/ Nat'l Championship rules. Minimum of one "main" arena. All rings must have safe fencing with no plastic chains in any ring. Good all weather footing that stands up to climate and inclement weather; good depth, consistent quality; no grass rings permitted at any dressage class.	Minimum of one "main" arena. All rings must have safe fencing with no plastic chains in any ring. Good all weather footing that stands up to climate; good depth, consistent quality – no grass rings permitted at any dressage class.	Minimum of one "main" arena. All rings must have safe fencing with no plastic chains in any ring. Good footing that can stand up to climate – no grass rings permitted at any dressage class.	Plastic chain rings and grass competition rings permitted for any class.	Plastic chain rings and grass competition rings permitted for any class.
Arena Modifications (Competition arena that is less than 20x60 or 20x40 meters)	Not permitted for FEI-recognized classes. Not permitted for national classes.	Not permitted for classes at any dressage level.	Not permitted for classes at any dressage level.	Permitted except for Regional Championships qualifying classes and freestyles per DR126.	Permitted except for Regional Championships qualifying classes and freestyles per DR126.

CRITERIA FOR EXISTING OR NEW COMPETITIONS

**DRESSAGE LEVELS** (for USEF Dressage Competitions or Regular or Local Competitions with Open Dressage Classes per USEF GR308.2e) (DSHB classes can be held with any Level. Shows offering only DSHB can choose Level 1 or Level 2 criteria.) Criteria at competition Levels 3-5 are highlighted in yellow below that can be held at a lower level, if competition advertises classes held at a lower level. BOD 1/14/12 Effective 2/1/12

Criteria	LEVEL 5 COY/PREDIS USEF HP Selection Trials (L1- GP, ParaEques- trian) National Championship	LEVEL 4 Regional Championships, HP (L1) and other competitions as required or as approved by USEF (and USDF when required), upon application	LEVEL 3 Developing Program Qualifiers (JP/YR/YA, YH & DH) and other competitions as required or as approved by USEF (and USDF when required), upon application	LEVEL 2 Other licensed Dress- age shows	LEVEL 1 Introduction* to Licensed Comple- tions
Warmup: size, number, footing	Per FEI rules/ Nat'l Championship rules. No designated grass warmup for classes at any dressage level.	Minimum size of standard arena, similar footing to main arena. No designated grass warmup for classes at any dressage level.	Minimum size of standard arena, similar footing to main arena - no grass competi- tion rings at any level and no designated grass warmup for Level 3 classes.	Warmup must be provided but no minimum specs	Warmup must be provided but no minimum spec
Lungeing and Exercise areas	Must have separate designated exercise areas if three or more rings. Must have sep designated lungeing area	Must have separate designated lungeing area. Separate warmup required for championship entries	Must have sep designated lungeing area or lungeing not permitted in area with riders	Lungeing not permitted in area with riders	Lungeing not permitted in area with riders
Footing main- tenance	History of good footing maintenance esp in inclement weather; main- tenance once/hour; maintenance required at least twice daily for lower level classes	History of good footing main- tenance esp in inclement weather; maintenance minimum three times/daily; Maintenance required at least twice daily for lower level classes	History of good footing maintenance, maintenance required at least twice daily.	Ring mainte- nance required minimum once daily.	No min re- quirements
Equipment for maintenance: dragging/ watering	Must have appropriate maintenance equipment for all types of footing at the competition. Watering equipment strongly recommended	Must have appropriate mainte- nance equipment for all types of footing at the competition. Watering equipment strongly recommended	Equipment for ring maintenance required.	Equipment for ring mainte- nance required.	No min re- quirements
Stabling (Minimum specifica- tions apply to both on-site and off-site stabling)	Required on grounds; Minimum 3m x 3m (9.8' square). Safe, accommodate stallions No trailer in for CDI, Selection or Championship classes.	Required on grounds; Minimum 3m3m rec; 9'x9' req. Safe, ac- commodate stallions No trailer in for Champ. entries	Required on grounds; Minimum 3m3m rec; 9'x9' req. Safe, accommodate stal- lions	Stabling required if more than 150 horses, if offered must be per USEF rules	Stabling optional, if offered must be per USEF rules
Show office	Adequate space, internet access onsite or offsite and phone access	Adequate space, internet access onsite or offsite and phone access	Adequate space, internet access onsite or offsite and phone access	No min require- ments except phone access required	No min re- quirements ex- cept phone access required
Facilities (electric, water, manure disposal, restrooms)	Water availability, lighting, electric plugs convenient to stalls, stall doors provided. Sufficient number of restrooms	Water availability, lighting, elec- tric plugs convenient to stalls, stall doors provided. Sufficient number of restrooms	Water availability, lighting, electric plugs convenient to stalls, stall doors provided. Sufficient number of restrooms	Min per current USEF rules. Min one restroom required	No min ex. per current USEF rules. Min one restroom required.

CRITERIA FOR EXISTING OR NEW COMPETITIONS

**DRESSAGE LEVELS** (for USEF Dressage Competitions or Regular or Local Competitions with Open Dressage Classes per USEF GR308.2e) (DSHB classes can be held with any Level. Shows offering only DSHB can choose Level 1 or Level 2 criteria.) Criteria at competition Levels 3-5 are highlighted in yellow below that can be held at a lower level, if competition advertises classes held at a lower level. BOD 1/14/12 Effective 2/1/12

Criteria	LEVEL 5 CDS/CPEDS USEF HP Selection Trials (L1 - GR ParaEquestrian) National Championship	LEVEL 4 Regional Championships, HP (L1) and other competitions as required or as approved by USEF (and USDF when required), upon application	LEVEL 3 Developing Program Qualifiers (JR/YR/YA, YH & DH) and other competitions as required or as approved by USEF (and USDF when required), upon application	LEVEL 2 Other licensed Dressage shows	LEVEL 1 "Introduction" to Licensed Competitions
Communication	Announcer & good quality sound system req. Announcements heard through facility (incl stabling, warmup & arena/office area) Radio/cell communication w/all staff req	Announcer & sound system req. Announcements heard through facility (including stabling, warmup & arena/office area) Radio/cell communication w/all staff req	Sound system and radio/cell communication w/all staff req	Radio/cell communication w/all staff req	No min requirements
Staff	Announcer, stable mgr, awards coordinator, official's hospitality, vol coordinator req. + history of adequate staffing. Vet, EMT and farrier must be on grounds, photographer req & videographer recommended.	Announcer, stable mgr, awards coordinator, official's hospitality, vol coordinator req. + history of adequate staffing. Vet, EMT and farrier must be on grounds, photographer req & videographer recommended.	No min requirements except per current USEF rules.	No min requirements except per current USEF rules.	No min requirements except per current USEF rules.
Feeding availability	Adequate supply and availability required. On-site availability req for bedding only.	Adequate supply and availability required. On-site availability req for bedding only.	No min requirements except per current USEF rules.	No min requirements except per current USEF rules.	N/A
Security - nightwatch	Required	Required	Recommended	Optional	N/A
Parking for competitors, trailers and spectators	Available and organized	Available and organized	Available	Available	Available
Judges, rating and number per class	Per FEI rules/ Nat'l Championship rules	3 FEI judges required per HP rules, RC classes per Regional Championships rules	Minimum of 2 "S" Judges	No min requirements except per current USEF rules.	No min requirements except per current USEF rules.
TD	One or more "R" TD required per DR425 and FEI Steward	One or more "R" TD required per DR425	One or more per DR125	One or more per DR125	"R" or "r" DTD
Awards and ceremonies	Prizes req, per FEI rules	Prizes req, per USDF rules	No min requirements	No min requirements	No min requirements
Concessions	*Complete service required from 1 hour before competition until end *Selection of hot/cold items & beverages all meals during show hours	*Complete service required from 1 hour before competition until end *Selection of hot/cold items & beverages all meals during show hours	Food/ beverages required from 1 hour before competition until end	Food and beverages required - limited hours permitted	Optional

CRITERIA FOR EXISTING OR NEW COMPETITIONS

**DRESSAGE LEVELS** (for USEF Dressage Competitions or Regular or Local Competitions with Open Dressage Classes per USEF GR308.2e) (DSHB classes can be held with any Level. Shows offering only DSHB can choose Level 1 or Level 2 criteria.) Criteria at competition Levels 3-5 are highlighted in yellow below that can be held at a lower level, if competition advertises classes held at a lower level. BOD 1/14/12 Effective 2/1/12

Criteria	LEVEL 5 USEF HP COP/ PREDIS USEF HP Selection Trials (L- GP, ParaEques- trian) National Championship	LEVEL 4 Regional Championships, HP (L1) and other competitions as required or as approved by USEF (and USDF when required), upon application	LEVEL 3 Developing Program Qualifiers (JP/YR/YA, YH & Dh) and other competitions as required or as approved by USEF (and USDF when required), upon application	LEVEL 2 Other licensed Dressage Shows	LEVEL 1 "Introduction" to Li- censed Competitions
Prize money	Per FEI rules/ Nat'l Championship rules	Required for Championship classes	optional	optional	Not permitted
Prize list and entry process	Online - complete listing of officials	Online - complete listing of officials	No min requirements except per current USEF rules.	No min requirements except per current USEF rules.	No min requirements except per current USEF rules.
Management	Minimum 5 years experience of both mgr and secy at USEF/USDF Dressage Competitions + apprentice at CDI	Minimum 3 years experience of both mgr and secy at USEF/USDF Dressage Competitions w/ three or more mgrs or 200 or more horses	Minimum of 2 years experience or 4 shows prior to Nov 30 of year prior to application for both mgr and secy at USEF/USDF Dressage Comps	Experience not required	Experience not required
Manager and Secretary	separate individuals during competition. One or more full-time asst secretaries required	separate individuals during competition. One or more full-time asst secretaries required	separate individuals during competition	No req. One person may do both during comp.	No req. One person may do both during comp.
Scoring	Per FEI rules/ Nat'l Championship rules. Elec- tronic scoreboard/ scoring rec. Announcement of provisional scores required	Class results must be posted within one hour of final ride in class	Class results of qualifying classes must be posted within one hour of final ride in class	Prompt posting but no requirements	Prompt posting but no min. requirements
RC qualifying classes	yes	yes	yes	yes	yes
Year end awards scores	yes	yes	Yes - except for Opportunity classes	Yes - except for Opportu- nity classes	Yes - except for Op- portunity classes
Drug rules	FEI/ Per Nat'l Championship rules	USEF	USEF	USEF	USEF
Spectator services	Required: seating at main rings, other services	required: seating at main rings	Recommended but not required	Optional	optional
Designated Competitors and Officials Feedback	from designated Rider and Judge	from designated Rider and Judge	from designated Rider and Judge	from designated Rider and Judge	from designated Rider and Judge
Application Ap- proval Process	USEF	USDF regions and USDF Oversight Com- mittee, USEF committees for HP	USDF and USEF	Jointly USDF recognized and USEF licensed	Jointly USDF recognized and USEF licensed
Computer software	Proven to produce all required FEI, USEF and USDF reports and track competition entries	Proven to produce all required USEF and USDF reports and track competition entries	Proven to produce all required USEF and USDF reports and track competition entries	No min requirements. Electronic results rec. per USEF/USDF rules.	Optional. Electronic results optional.
Competitor amenities	Special events and trade fair strongly recom- mended	Special events and trade fair strongly recommended	Optional	Optional	Optional
Show program	required	required	required	Optional	Optional

CRITERIA FOR EXISTING OR NEW COMPETITIONS

BOD 1/14/12 Effective 2/1/12

**SPECIAL COMPETITIONS.****DR127 USEF/USDF QUALIFYING AND CHAMPIONSHIP CLASSES AND USEF/USDF NATIONAL CHAMPIONSHIPS FOR DRESSAGE.**

1. The Federation recognizes special competitions for Dressage Championships. Competitions licensed by the Federation in the Competition category of “Dressage Competition” and who wish to hold qualifying classes for one or more of these Championships should request information from the International Disciplines Department at the Federation or from USDF. Dressage Competitions offering these classes shall make a complete report to the Federation and to USDF in order that membership and horse recordings can be checked. Complete results must be submitted to the Federation and USDF in compliance with GR1214, including names, addresses, individual membership numbers and horse recording numbers of all class entries and the number of all ribbon winners.

2. Unless specified otherwise in published selection procedures, all qualifying competitions for USEF/USDF Championships are open only to horses that have been recorded with the Federation, ridden by Junior Active, Senior Active, or Life Members. Annual or lifetime Horse Recording is required and horses with only HID numbers are not eligible. Horse owners must also be Junior Active, Senior Active or Life Members. Responsibility to record their horse(s) with and become members of the Federation rests entirely with the competitors. Qualifications will not count until the applications and fees for the horse’s recording and rider’s and owner’s Junior Active, Senior Active, or Life Membership are received by the Federation, unless submitted according to the provisions of GR203.1 and GR1309.1. Horses must be entered in qualifying and championship classes under their official recorded names and ownership as specified in GR1102.3, and transfers of ownership or lease registrations must be completed in compliance with GR1105 and GR1108 prior to the competition in order for the horse to compete under the name of the new owner or lessee. It is further provided that for qualifications to count with respect to any competition, such materials and fees must be received by the Federation office on or before the first recognized day of such competition, unless submitted according to the provisions of GR201.7 and GR1309.1. Qualifications are not retroactive. Competition secretaries of Federation Dressage Competitions are responsible to the Federation to ensure that horses in qualifying and championship classes are recorded in compliance with GR1102 and riders and owners are current members of the Federation and meet other requirements as set forth in the description of the Championship Classes, including that USDF membership and horse registration requirements are current. Copies of documents submitted by competitors to verify Federation and USDF membership and horse recording must be available to the Technical Delegate in the competition office. Information on USDF membership and horse registration requirements is available through the USDF office. Affidavits will not be accepted for Federation or USDF membership or horse recording verification purposes for entry in Championship classes.

3. Competition Managers of Federation Dressage Competitions which hold USEF/USDF Qualifying and/or Championship classes are responsible to the Federation for knowing and complying with all Federation rules and USDF guidelines regarding qualifying and/or championship classes. Technical Delegates for these competitions must investigate incidents of non-compliance and report violations to the Federation.

4. Qualifying classes may be offered **only** at Level 1 through Level 5 Dressage Competitions. Qualifying classes may not be offered in **Regular Competitions** or in breed-restricted classes of **any Federation competition**. Qualifying classes may be offered at Training through Grand Prix levels, including USDF and FEI Freestyles, and must be the highest or single test of the level or included in a USDF-approved list of classes. Eligible competitors must be given the option to enter the class as “USDF qualifying” for a maximum additional fee of \$10, which must be paid prior to the start of the class. Only one ride can be required and a maximum of one entry fee charged for the class in addition to the \$10 USDF qualifying fee. Horse/rider combinations may enter only one test, and one Freestyle, at each level per day as “USDF qualifying”. Championships must be offered according to USDF Championship specifications. Each USEF/USDF Qualifying and/or Champion-

ship classes must be designated as such in the prize list and in the competition results. During each USEF/USDF Regional Championship, only one class per division and/or level may be held to determine USEF/USDF Regional Champions. Yearly specifications for USEF/USDF Qualifying classes and Championships will be published by USDF and the Federation and may be requested from USDF. If a rider intends to enter an Adult Amateur Championship, he/she must be an Adult Amateur by Federation definition and must provide proof to USDF and to competition management (see GR106 and GR1306).

5. In the fall of the year, Championships will take place at designated USEF/USDF competitions. A horse may not be entered in more than one USEF/USDF Regional Championship at particular levels in the same calendar year. Having won a USEF/USDF Regional Championship, a horse/rider combination may no longer compete in USEF/USDF Regional Championship competition in that division, at that or a lower level (Grand Prix Level excepted), if they received the minimum qualifying score or higher for that division and level in the championship test.

6. At no time during a USEF/USDF Championship competition may any horse entered in that Championship competition be ridden by anyone other than the rider entered in the Championship competition on that horse (Exception: grooms riding on loose rein). Further, any horse entered in a Championship competition, even if entered at two levels, must be ridden by the same rider throughout the competition.

7. All horses competing in Regional Championships classes must remain on the competition grounds from the time of entry to the grounds and for the duration of their Regional Championships classes. If required to remain overnight, horses must be stabled on the competition grounds.

8. The rider/horse combination qualifies for the Championship competition. If a new rider wishes to compete with the horse at the Championships, he or she must requalify.

9. In the event of a tie (equality of total points) for Champion and/or Reserve Champion in USEF/USDF Championships classes, the collective marks will determine first, second and/or third places (i.e. when a tie for first place is broken by collective marks, tied competitors will receive first and second places, etc.) If collective marks are equal the tie will remain unbroken (i.e., two first places will be awarded, next third place, etc.) Ties (equality of total points) after second place will be broken by collective marks. Ties (equality of total points and collective marks) occurring in 3rd-8th place will remain unbroken. In the case of a tie (equality of total points and collective marks) for Champion, prize money designated for Champion and Reserve Champion will be combined and divided equally between the competitors.

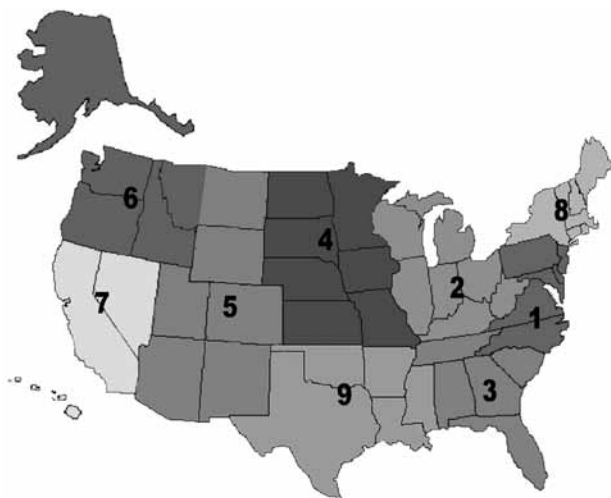
10. Specifications for Qualifying and Championship Classes. Specifications for Qualifying and Championship classes are published on the Federation and USDF websites and may be requested from USDF.

11. The Selection Criteria, Host Site Application and Championship Specifications for the National Championships for Dressage are available from the Federation International Disciplines Department.

12. Unless otherwise indicated, all Federation rules for USEF/USDF Qualifying and Championship classes will also apply to the National Championships for Dressage.

13. The selection of judges and technical delegates for the National Championships for Dressage is a responsibility of the Federation, after consultation with the Championships Organizing Committee.

14. USEF/USDF Regional Championships will be licensed/recognized according to the following map of USDF regions.



#### DR128 USEF NATIONAL CHAMPIONSHIPS.

Special rules for USEF National Championship program qualifying and championship classes are listed in the Selection Procedures for each program. These documents are updated annually and posted on the USEF website.

2. For USEF qualifying for Pony Riders, Juniors, Young Riders and Brentina Cup (Young Adults), at no time during the competition, may any horse entered in a USEF Qualifying class be ridden by anyone other than the athlete entered in that class on that horse, under penalty of disqualification from the class for USEF championship qualifying purposes. For USEF championships for Pony Riders, Juniors, Young Riders and Brentina Cup (Young Adults), at no time during the competition, may any horse entered in a USEF Championship class be ridden by anyone other than the athlete entered in that class on that horse under penalty of elimination from the USEF championships. Exception: grooms riding on a loose rein. For purposes of this rule, the competition starts when horse and athlete arrive on the show grounds. This rule also applies for NAJYRC and USEF High Performance (HP) qualifying competitions and classes. BOD 1/14/12 Effective 2/1/12

#### DR129 MUSICAL FREESTYLE RIDE.

1. Scoresheets for FEI level Freestyles may be obtained from the Federation office or from the FEI web site. Scoresheets for Federation level Freestyles may be obtained from the USDF office. Freestyles at First Level and above may be offered at Federation licensed Dressage Competitions. Current FEI and USDF scoresheets must be used and any changes will come into effect at the time of their release, and those changes will supercede the previous scoresheets. Except for 7.a, 7.d, and 7.f below, the following rules apply to both Federation and FEI level Freestyles. The FEI has published "Directives for Assessing the Degree of Difficulty in a Freestyle Test" which has information on the judging of Freestyle tests and is available on the Federation website. Additional information on the execution and judging of Federation level Freestyles is listed on the USDF scoresheets.

2. For time allowed, see individual score sheets. At the beginning and end of a Freestyle Test a halt with a salute is compulsory. Time begins when the horse moves forward after the competitor's halt and ends with the final halt and salute.

3. Equipment and attire must be dignified and conform to the requirements set forth for the corresponding Federation or FEI level. Under penalty of elimination, a rider's hat may not be intentionally removed, except for the halt at the first and final salute.

4. Riders are not required to submit a written copy of the ride.

5. The highest score shall be declared the winner of the class. In the case of a tie, the higher

artistic score shall determine the winner.

## 6. Music

- a. Music is mandatory. It is the responsibility of the competitor to select the appropriate music for the ride and present to competition management a compact disc (CD) recording, to be given to the announcer at least two (2) hours prior to the start of the class.
- b. The rider may request a sound check of his CD in advance of the class at a time agreeable to competition management.
- c. Each rider will be permitted one representative in the sound system booth to supervise the handling of the CD if so desired by the competitor.
- d. In case of rider's music failing during a Freestyle Test and in cases where there is no backup system, the rider can, with permission of the judge at "C", leave the arena. There should be minimum interference with the starting times of the other riders and the affected rider should return to complete or restart his/her test during a scheduled break in the competition or at the end of the competition. The rider may decide whether to restart the test from the beginning or to commence from the point where the music failed. Judging must restart at the point of interruption. In any case, the marks already given will not be changed.
- e. Under penalty of elimination, a rider must enter the arena within 20 seconds of the music starting. Exception: For USEF High Performance qualifying and selection trials, and observation classes, see DR122.5. The music must cease at the final salute.

## 7. Movements

- a. In FEI Level Freestyles, the competitor must include all gaits and movements required on the FEI score sheet at the level shown. Current FEI rules apply. Failure to include required movements will result in a zero (0) score on the appropriate line.
- b. Any movements included in tests at or below the level declared may be included in Freestyle rides but those not specified as compulsory movements on the score sheet will be scored only as they enhance or detract from the Artistic Impression.
- c. Riders should note that it is compulsory to come into and out of the canter pirouette in canter in a straight line for the technical mark to be given. Walking into and out of the canter pirouette or pirouettes performed from lateral movements will be considered only in the artistic marks.
- d. In FEI Level Freestyles, movements intentionally performed above the level declared shall be penalized by elimination, preferably immediately. Exceptions for FEI Para-Equestrian Freestyles performing movements above the level are noted on the FEI Para-Equestrian Freestyles performing movements above the level are noted on the FEI Para-Equestrian tests. A rider showing more than one half-pirouette (i.e., more than 180 degrees) in one continuous movement in the Young Rider Freestyle Test or a rider showing more than one full pirouette (i.e., more than 360 degrees) in one continuous movement in the Intermediate I Freestyle Test, will receive "0" (zero) for the whole movement and the scores for choreography as well as the degree of difficulty cannot be higher than "5". See DR124.1m.
- e. Once a movement has been included in the tests of the Freestyle level declared or those below, it can be shown at any location in the arena (for instance, pirouettes on the center line in Intermediate I) or at sharper angles (half-pass) or in greater numbers (tempi changes) to enhance the degree of difficulty.
- f. Grand Prix Freestyle Tests. Besides all the Grand Prix level movements, double pirouettes, pirouettes in piaffe and half pass in passage are allowed. A rider showing more than a double pirouette (i.e., two pirouettes of more than 360 degrees each) in one continuous movement, will receive a "0" (zero) for the whole movement and the scores for choreography as well as the degree of difficulty cannot be higher than "5". A rider showing other non-permitted movements in FEI Level Freestyles must be disqualified. One Piaffe has to be shown straight (minimum 10 steps). If the Piaffe is only shown as a Pirouette, a minimum of 10 steps is to be shown before or after turning. Passage shown in Half Pass is not considered as the compulsory passage. Scores and credit for transitions will only be given for the sequence "passage, piaffe, passage". Airs above the ground and Canter "Terre a Terre" are not allowed. Flying changes must be shown in at least 5 consecutive changes every second stride and minimum nine changes at every stride.

- g. Mistakes, such as in tempi changes, should not be penalized as exceeding the degree of difficulty of the level shown but only as they affect the technical marks.
8. When two or three judges officiate in a class, they may be located either on the short end of the arena (i.e. H/C, C/M, or H/C/M) or one may sit on the long side (i.e. C/B, E/C, H/C/B or E/C/M).
9. Except for USEF/USDF Championship classes and for FEI Pony Riders, FEI Junior, FEI Young Rider and FEI Para-Equestrian Freestyles, in order to enter a freestyle class at any level, a horse/rider combination must have received a minimum score of 60% in the highest test of the declared freestyle level or any test of a higher level at a Federation Licensed Competition held prior to the competition where the horse/rider combination is entered to ride a freestyle class. A photocopy of the test verifying eligibility must be submitted with the entry for a freestyle class.
10. If Grand Prix Freestyle class is offered at a competition, at least one Grand Prix class must be offered and scheduled prior to the Freestyle (DR126.1.b.6). Additional competition management requirements for freestyle classes are listed in DR126.1.b.6, DR126.1.f.13a, DR126.1.g.4 and DR126.1.j.2-3.
11. All judges of a freestyle test at any level must judge both artistic and technical parts of the test.

#### **DR130 QUADRILLE AND PAS DE DEUX.**

Refer to USDF Quadrille and Pas de Deux and Guidelines for specific information regarding attire, saddlery, equipment and judging specifications for compulsory quadrille tests, freestyle quadrilles, special costume freestyle quadrilles and Pas de Deux. Current USDF rules must be followed. If horses in Quadrille and Pas de Deux classes are not the same level, the lower level horse determines which Quadrille or Pas de Deux level the team may enter. The lower level horse must enter no more than two consecutive levels in accordance with DR119.2, including their Quadrille or Pas de Deux level. The upper level horse is exempt from the "two consecutive level" requirement and may compete at any dressage level for which they are otherwise eligible during the same competition. For example, a Prix St. Georges horse and a horse competing at Second and Third Levels may enter a Pas de Deux class no lower than Second Level.

#### **DR131 DRESSAGE DERBY.**

This is a contest in which the riders may expect to change horses. It is conducted in two parts: 1) all riders ride a special test (usually short five minutes); 2) the four highest-scoring riders bring their horses to a special area and prepare to ride the test on each of the other three horses. An order-of-go is established and posted. The rider may not mount the horse he is assigned before entering a practice area (either in front of the judge or in an adjacent supervised area). Each rider will be given the same amount of time to familiarize himself with his mount before beginning the special test. Scores will be posted for each rider on each horse including his own. The winning rider will be the rider with the highest total score (four rides). There may also be an award to the winning horse, the one with the highest total for the four rides in which it appeared.

#### **DR132 SUITABLE TO BECOME A DRESSAGE HORSE.**

Open to horses that have not competed in any test above the First Level that are under seven years of age. To be shown at a walk, trot and canter both ways of the ring. To be judged on the horse's potential to become a Dressage mount. Horses are placed and no actual scores are awarded.

#### **DR133 DRESSAGE SEAT EQUITATION.**

1. Dressage Seat Equitation classes. May be offered for Juniors, Young Riders, Adult Amateurs and/or Open riders according to the following specifications:
  - a. Medium walk, working trot and canter both ways of the ring must be performed. The rider's position, seat and specifically the correct use and effect of the aids required by the Training and First Level Dressage tests are to be judged as outlined in DR117.1.
  - b. The movements shall be performed by the exhibitors simultaneously; however, the judge may ask for independent tests as listed below in DR132.2.i(4)-2.i(5).
  - c. No change of horses shall be required.
  - d. Whips and spurs are allowed. Horses shall be shown in plain snaffle.

- e. The size of a group shall be limited to no more than 25 riders. Groups may be divided into smaller sections, at the discretion of the judges, for safety and convenience. Judges may limit the number of horses required to canter at the same time, at their discretion.
- f. Only the rider is judged, however, lameness of horses will be penalized per DR122.6.
- g. Prizes are awarded to the rider, not the horse owner.
- h. Back numbers must be provided to Equitation riders and they must be positioned to be clearly visible at all times.
- i. Judges are required to give a final percentage score to all riders competing in the class.
- j. USEF Dressage Seat Equitation scoresheets must be used.
- k. Juniors may not ride stallions in Dressage Seat Equitation classes.
- l. Classes should be held in an enclosed ring that is larger than a standard dressage arena, if available. If such a space is not available, an open schooling area is permitted. If classes must be held in a dressage arena, it must be at least 20m x 60m, and no more than 6 horses shall be asked to canter at the same time.
- m. Judges are encouraged to provide verbal comments to riders after the class, but scoresheets must not be posted.

## 2. Dressage Seat Medal Program

- a. The purpose of the program is to promote and reward correct seat, position and use of aids in dressage for Junior riders.
- b. Dressage Seat Medal Semi-Final Classes will be offered for Juniors in each of the nine USEF/USDF Regional Championships. One Semi-Finals class will be offered for Juniors ages thirteen and under and a second Semi-Finals class will be offered for Juniors ages fourteen through eighteen. A Regional Champion and Regional Reserve Champion will be named from each Semi-Finals class in each USDF region.
- c. The top two riders in each Semi-Finals class will qualify to advance to the annual Federation Dressage Seat Medal Finals, which will be held in conjunction with the Federation Junior Dressage Team Championship or other designated competition. In case one of the top two riders in either Semi-Finals class does not compete in the Finals, the third placed rider in the respective class will be allowed to compete. Two finals classes will be held; one for Juniors age thirteen and under, and the other for Juniors age fourteen through eighteen. A National Champion and National Reserve Champion will be named from each Finals class.
- d. Juniors who are named Regional Champions and Reserve Champions at age 13 or 18 will be eligible for the next year's final in the respective age group in which they qualified.
- e. Federation Dressage Seat Medal Semi-Finals and Finals classes must be held on a weekend.
- f. Qualification.

(1) Prior to 2012, Semi-Finals riders must have qualified to compete in the Semi-Finals according to the criteria approved by the Federation Executive Committee. Effective August 1, 2011 for 2012 Semi-Finals and thereafter, riders must qualify for the Semi-Finals according to criteria established by USDF and approved by the Federation Executive Committee. The criteria listed below in 2.f.(2)-2.f(4) apply under both qualifying methods.

(2) Rider: Must meet the current Federation definition of Junior, for purposes of competition in the Dressage Division, i.e., a rider is eligible until the end of the calendar year in which he/she reaches the age of 18. (DR119.3) will be eligible to compete in a Dressage Seat Medal Semi-Final class in the appropriate age group. A rider is eligible for the 13 and under Semi-Final class until the end of the calendar year in which he/she reaches the age of 13. A rider is eligible for the 14 through 18 Semi-Final class from the beginning of the calendar year in which he/she reaches 14 until the end of the calendar year in which he/she reaches the age of 18.

(3) Horse: There are no special qualification, ownership, or registration requirements for horses or ponies that compete in Dressage Seat Medal Semi-Finals or Finals classes, other than the standard USEF and USDF requirements to enter a competition. An eligible rider may compete on any horse or pony of any level in Semi-Finals and Finals. (Exception: For the 2011 Semi-Final, in order to compete in a Dressage Seat Medal Semi-Final, a rider with

any horse must have qualified at any level to compete in a USEF/USDF Regional Dressage Championships. Horses competing in Semi-Finals and Finals classes must have either a USEF HID or be USEF Recorded.) The same horse or pony is not required for the Semi-Finals and the Finals. Substitution of horse or pony is permitted at any time before the start of a Semi-Finals or Finals class, as long as the appropriate change is made through the competition secretary to the entry records.

(4) Horses and ponies may be ridden by only one rider in each division, but may compete in both divisions.

g. Championship Rules.

(1) A rider may compete in only one Semi-Finals class at one Regional Championships competition.

(2) Borrowed horses are permitted in both Semi-Finals and Finals classes.

(3) Two Federation Registered (R) or Senior (S) judges will officiate together in each Semi-Finals class, using the same scribes and the same class score sheet. Three Federation Registered (R) or Senior (S) judges will officiate together, as above, in each Finals class. Finals class judges must be approved by the Federation Dressage Committee. **Judges should evaluate riders separately from different positions in the ring and then all judges must consult together prior to arriving at final scores. Finals class judges must be approved by the Federation Dressage Committee. BOD 1/14/12 Effective 2/1/12**

(4) USEF Dressage Seat Medal class score sheets must be used. The final score for each rider must be posted at the conclusion of the class.

(5) Tied scores in a Dressage Seat Medal Semi-Final and Final class will be broken by requiring riders to perform an additional independent test, which will be scored by all judges together. The higher score on the additional independent test will receive the higher placing.

(6) Dressage Division rules will apply, in particular:

a. Saddlery, Equipment and Dress as required for First Level, except as specified in .h below.

b. Unauthorized Assistance as defined in DR122.10 is prohibited.

c. Use of voice will be penalized.

d. Horses may be disqualified for lameness, as defined in DR122.6.

e. Elimination, as defined in DR124.1, except for .e, .h and .m.

h. Saddlery, Equipment and Dress.

(1) Horses of all levels (both age divisions) must be ridden in a plain snaffle as pictured in DR121 Figure 1A. Whips and spurs are permitted in both Semi-Finals and Finals classes, and all riders must wear a short jacket as described in DR120. Protective headgear, as described in GR801, is required for participation in both Semi-Finals and Finals classes, however, the Federation, Show Committee and Licensed Officials are not responsible for inspecting headgear worn for such compliance. All other dress, saddlery and equipment rules for First Level horses and riders in competition and warm-up must conform to DR120 and DR121, except that horses also showing in dressage classes at Fourth Level and above may warm up for those classes in a simple double bridle.

i. Class Specifications.

(1) The rider's position, seat and use and effect of the aids will be judged as described in DR117.

(2) Movements shall be performed by the exhibitors simultaneously; however, the judges may ask for independent execution of certain tests. All instructions must be publicly announced.

(3) Riders must be judged at the medium walk, working trot (sitting and rising), and working canter in both directions.

(4) In judging the position, seat and use of aids, judges may include the following movements and exercises as required at Training and First Level:

May be ridden as a group:

a. Free walk

- b. Transitions from one gait to the next in both directions
  - c. Transitions from walk to halt and vice versa
  - d. Change of direction across the diagonal, down the centerline, across the arena, and/or by making a half-circle at the walk or trot
- (5) Additional tests from which judges may choose movements and exercises, as required at Training and First Level, to be ridden in small groups or independently:
- a. Transitions
  - b. Leg yield
  - c. Changes of lead through trot
  - d. Serpentine at the trot
  - e. Shallow loop serpentine with counter canter
  - f. Trot lengthening and/or canter lengthening
  - g. Riding without stirrups
- (6) In Semi-Finals classes, it is not required that all riders in a class perform independent tests. The judges may, at their discretion, choose to require independent tests, and they may select any number of riders in the class to perform one or more independent tests. However, independent tests must be required of each rider in Federation DSM Finals classes.
- (7) No change of horses shall be required in Semi-Finals or Finals competition.
- (8) The number of horses required to work at the same time shall be limited to no more than 25. Groups may be divided into smaller sections, at the discretion of the judges, for safety and convenience. Judges may also limit the number of horses required to canter at the same time, at their discretion.
- j. Competition Ring.
- (1) Dressage Seat Medal Semi-Finals and Finals classes may be held in an enclosed ring that is larger than a standard dressage arena, if available. If such a space is not available, an open schooling area is permitted. If classes must be held in a dressage arena, it must be at least 20m x 60m, and no more than 6 horses shall be asked to canter at the same time. EC 2/22/11 Effective immediately

#### DR134 MATERIALE CLASS.

1. Dressage Competitions may offer Materiale classes in the following categories: Three-year old Fillies, Three-year old Colts and Geldings, Four and Five-year old Mares, and Four and Five-year old Stallions and Geldings. Classes for fillies and mares may not be combined with classes for colts, geldings or stallions.
2. Horses will be evaluated according to the criteria listed on the "USDF Materiale Class Scoresheet," and classes must be conducted according to the USDF "Procedures to Host USDF Materiale Classes".
3. When Materiale classes are held at a Dressage Competition that offers only Dressage classes, or both Dressage and Dressage Sport Horse Breeding classes, they may be judged by any classification of Dressage judge.

#### DR135 PONY MEASUREMENT.

1. Any animals not over 148 centimeters without shoes, or 149 centimeters with shoes are classified as ponies. All other animals are classified as horses.
2. A copy of the Federation Standard or Temporary Measurement Certificate must be submitted with the entry for each pony possessing a Measurement Certificate and competing in Dressage or Dressage Sport Horse Breeding classes or tests limited to ponies. If a pony, age three or over, is not in possession of a fully and correctly completed Measurement Certificate, the Competition Management must order the pony to be measured by an eligible Dressage Technical Delegate who is certified by USEF to conduct Dressage pony measurements, and the Competition Veterinarian, pursuant to GR505, GR506, and GR508. Effective December 1, 2009, Competition Management must require measurement by a USEF-certified Dressage Technical Delegate and the Competition Veterinarian if a current, valid Measurement Certificate is not submitted prior to the competition. Failure to allow the pony to be measured will result in the pony being disqualified

at that competition from competing in pony classes or tests or for awards limited to ponies. The measurement must be reported to Competition Management, which must then disqualify the pony from the competition if it is over height if it competed in pony classes or tests, or for awards limited to ponies.

3. A Federation Approved Measuring Stick with a metric scale must be used.

4. Measurements must take place at a Licensed Competition in which the animal is entered to compete.

5. Measurements or re-measurements conducted for the purpose of competing in Dressage or Dressage Sport Horse Breeding classes or tests must be recorded on the Federation "Combined Driving and Dressage Pony Measurement Form," according to GR505, GR506, and GR508, and the requirements on the form. Measurements must be taken and recorded in centimeters. A completed copy of the measurement form will be given to the owner or trainer at the time of measurement, except for "competition only" measurements.

6. The measurement specifications will be recorded by the Federation on a Certificate of Measurement. A copy of this Certificate will be sent to the owner of record.

7. Measurement may be required yearly from age three until the pony has reached the age of eight years. Animals three through seven years old will be issued an annual Temporary Certificate of Measurement. Animals eight years and older will be issued Standard Certificates of Measurement which will not need to be renewed. The provisions of GR502.7 will apply.

8. If the Ground Jury questions the height of a pony, the pony must be measured if not in possession of a valid Measurement Certificate. If the pony is in possession of a fully and correctly completed Measurement Certificate, the Ground Jury may request, through the Federation, that the pony be remeasured by a licensed Dressage Technical Delegate and a Veterinarian who are approved by the Federation, pursuant to GR505, GR506, and GR508. Remeasurement must be made within 30 days of the request. The owner of a pony with a Standard and valid Measurement Certificate may also request re-measurement, through the Federation, under the provisions of this rule.

9. Animals submitted for measurement or remeasurement must show no evidence of lameness, and must be jogged for soundness prior to the measurement. Animals showing evidence of lameness are not eligible for measurement or re-measurement.

10. Prior to presenting the pony for measurement, it is the responsibility of the owner, and in his/her interest, to ensure that the pony is handled properly, accustomed to the application of a measuring stick, and correctly prepared for measurement.

11. The animal may be presented for measurement with or without shoes regardless of how it is shown and it must be presented in a halter.

12. Refer to Chapter GR5, Subchapter 5-B for membership and measurement form requirements. Measurement appeals must be conducted in accordance with GR514 and GR515.

13. Measurements are conducted solely for the purposes of Federation licensed competitions. The Federation, its licensed competitions and its licensed officials shall have no liability whatsoever for measurement errors, except as specified in GR1032.

14. All licensed competitions holding Dressage or Dressage Sport Horse Breeding classes or tests limited to ponies are responsible for providing a Federation Approved Measurement Stick, with a metric scale, and a suitable surface for measurements. A suitable surface is defined as a flat, level, hard surface, preferably a concrete slab or paved area. A sheet of plywood is not suitable. In addition, these competitions must contract a Dressage Technical Delegate to officiate the competition who is certified by USEF to conduct Dressage pony measurements.

15. Effective January 1, 2009, all Recorded (r) Dressage Technical Delegates must have attended a Federation Dressage Technical Delegate clinic, or a USDF Dressage Technical Delegate Apprentice program where training on pony measurement procedures is provided.

16. Effective December 1, 2009, only a USEF-certified Dressage Technical Delegate and the Competition Veterinarian are eligible to conduct Dressage/DSHB pony measurements.

17. In order to maintain his/her license, a Registered (R) Dressage Technical Delegate must have attended a Federation Dressage/DSHB Pony Measurement Certification clinic where certification testing to measure ponies for dressage or DSHB is conducted. Recorded (r) Dressage Technical

Delegates must attend a Federation Dressage/DSHB Pony Measurement Certification clinic prior to January 1, 2011 where certification testing to measure ponies for dressage or DSHB is conducted. Refer to GR1051 for additional measurement certification requirements.

18. For informational purposes only: 148 cm is approximately 14 hands 2 1/4 inches and 149 cm is approximately 14 hands 2 3/5 inches.

## SUBCHAPTER DR-2 DRESSAGE SPORT HORSE BREEDING.

### **DR201 PURPOSE.**

To encourage the breeding of horses suitable for dressage and to provide an opportunity to demonstrate the effectiveness of breeding programs.

### **DR202 GENERAL REGULATIONS.**

1. A competition with a Federation Licensed Dressage Sport Horse Breeding division must have a Federation licensed Dressage Sport Horse breeding judge and a Federation licensed dressage technical delegate. Guest Cards to judge DSHB classes are granted only to currently licensed foreign FEI Dressage Judges and foreign breeding experts. (See GR1011.)
2. A breeding division for dressage may be held separately or in conjunction with any Licensed Competition. Dressage Sport Breeding (DSHB) classes can be held with any level of Dressage Competition. Competitions offering only DSHB classes can choose Level 1 or Level 2 criteria.
3. Classes shall be open to any horse and/or pony without regard to size, breed or origin. Classes for ponies or specific breeds may also be included and must be clearly specified in the prize list.
4. Horses' quality shall be evaluated as to potential for dressage/sport horses or breeding stock.
5. Current USDF Dressage Sport Horse Breeding Scoresheets are required for the classes listed in DR204, including Individual Breed Classes and classes for Amateur and Jr/YR Handlers, except that scoresheets are not required for "Suitable to Become a Dressage Horse" classes.
6. The competition manager or secretary may not serve as judge or compete as rider, handler or assistant handler in his/her own competition. However, he or she may show Hors de Concours if he or she designates an assistant in charge while he or she is showing. This does not absolve the manager's or secretary's duties and responsibilities. The competition manager or secretary may own horses that compete in his/her own competition.
7. When Dressage Sport Horse Breeding, Dressage or other classes or divisions are recognized by the Federation under the same competition number, duplicate Federation fees (drug, non-member, affidavit, etc.) may not be charged to exhibitors, regardless of whether different competition secretaries officiate in these classes or divisions. See GR407 and GR1213.6.
8. All DSHB classes must be conducted under Federation rules, and are Federation recognized classes as specified in GR305.
9. The requirements of DR126.1d and DR123.9 apply to DSHB divisions and classes.
10. Riders in any Under Saddle (including Suitability) or Materiale class are permitted to ride only one horse per class, including classes divided for judging purposes per DR209.3.

### **DR203 DEFINITIONS.**

1. Stallion—For the purposes of this division only, an ungelded male horse, four years old or older.
2. Broodmare—A female horse, four years old or older which is in foal, or is currently nursing.
3. Yeld mare—A female horse, four years old or older, which has **previously been bred but is not currently bred or nursing.** **BOD 1/14/12 Effective 2/1/12**
4. Maiden mare—A female horse, four years old or older, which has never been bred.
5. Filly—A female horse, three years old or younger.
6. Colt—An ungelded male horse, three years old or younger.
7. Gelding—A gelded male horse of any age. Geldings are not eligible to compete in Dressage Breeding Stock In Hand classes. Geldings four years old and older are eligible to compete only in Group, Materiale, Dressage Suitability and Individual Breed classes. Other in-hand classes for mature geldings are not permitted.
8. Young Horse—For purposes of Dressage Sport Horse Breeding only, a filly, colt or gelding three years old or under.
9. Mature Horse—A mare, stallion or gelding four years old or older.

10. Dressage Sport Horse Prospect - A category of in-hand classes that can be held for Young Horses (fillies, colts, and gelding up to three years of age).
11. Dressage Breeding Stock—A category of in-hand classes that can be held only for Mature Horses (mares and stallions four years old and older).
12. Breeder—The owner or lessee of the mare at the time of foaling.
13. Age—For competition purposes, any horse is considered to be one year old on the first day of January following the actual date of foaling. In order to compete in any under saddle or materiale class, a horse must be at least 36 months of age at the time of competition.
14. Handler—Any person who holds, walks or trots a horse while it is being judged in the competition area or ring for any In-Hand, Group or Championship class, except as noted below.
15. Assistant Handler—Any person, other than the Handler, who holds or walks a horse in the competition area or ring during a class, whether or not it is being judged. An Assistant Handler is permitted only for call-backs after In-Hand or Group classes, for Championships and for handling non-competing mares or foals which accompany another entry in the competition ring. Assistant Handlers may not show a horse at the trot (except for horses not being judged but accompanying a mare or foal that is being judged), and if not Federation members, are exempted from the Federation non-member fee, but are otherwise subject to all rules regarding Handlers.
16. For competition purposes, a mare's breeding status on January 1 will remain the same until December 31 of the same calendar year (i.e., a mare that is in foal or nursing will remain a broodmare for competition purposes after her foal is weaned, regardless of her actual breeding status, until December 31 of the same year. If she is not in foal on January 1 of the next calendar year, she will remain a Yeld mare, for competition purposes, throughout the next calendar year even if she is successfully re-bred during that year). Exception: During the calendar year in which an embryo-transfer recipient mare is due to foal, the embryo-transfer donor mare must compete according to her breeding status the prior year.

#### DR204 CLASSES.

1. Dressage Sport Horse Prospect In Hand classes may be held for Young Horses: fillies, colts, and geldings in any age groups three years old and under. Dressage Breeding Stock In Hand classes may be held for Mature Horses: mares and stallions, age groups four years old and older. Any of the following classes may be included or combined at the discretion of Competition Management with the exception that in sport horse or breeding classes (in-hand), horses of one sex shall not be judged against those of the opposite sex except in specified Group classes, Championship classes or special classes for single breeds (Individual Breed Classes), ponies or amateur or junior/young rider handlers. Colts and geldings may be shown together. **BOD 1/14/12 Effective 2/1/12**
2. The following classes may be offered and may vary at the discretion of Competition Management:
  - a. In-Hand Classes (Prize List must specify Sport Horse Prospect or Breeding Stock): Fillies of current calendar year with or without dam (fillies only to be judged); Colts of current calendar year with or without dam (colts only to be judged); Yearling fillies; Yearling colts; Yearling geldings; Two-year-old fillies; Two-year-old colts; Two-year-old geldings; Three-year-old fillies; Three-year-old colts; Three-year-old geldings. The following may be divided by age, except suitable to become a broodmare: Four-year-old and older maiden mares; Four-year-old and older broodmares (yeld) without foals; Four-year-old and older broodmares with foals at foot (Mare only to be judged); Suitable to become a broodmare; Four-year-old and older stallions.
  - b. Group Classes (Multiple ownership is permitted in all classes and owners must be listed for each horse. Horses not required to have shown in individual In-Hand classes): Broodmare and foal (Entered under dam's name. To be judged 50% mare and 50% offspring); Dam and produce (Dam and two or three of her offspring; prize list will specify two or three. Entered under dam's name. To be judged 50% dam and 50% offspring); Produce of Dam (with or without dam, two or three offspring. Entered under dam's name. Offspring only to be judged); Sire and Get (sire and two or three of his get. Entered under sire's name. To be judged 50% stallion and 50% get); Get of sire (without sire, two or three of his get. Entered under sire's name. Get only to be judged); Breeder's Group (Group of no more than three horses of any age or sex, all bred by the exhibitor and entered under the exhibitor's name). Family Class (Three mares related

in one of three ways: mother and two daughters; mother, daughter and granddaughters; three daughters mother deceased. To be judged 50% overall family quality and 50% improvement in successive breedings.)

c. Championship Classes may be offered at the discretion of management in accordance with the judging specifications outlined in DR210.5. Details must be included in prize list.

d. Dressage/Sport Horse Under Saddle Classes. Horses entered in the following classes are not required to have shown in any in-hand or group classes. Classes for the same sex may be combined at the discretion of the management: Three-year-old fillies; Three-year-old colts and geldings; Four-year-old and older mares; Four-year-old and older stallions and geldings; Suitable to Become a Dressage Horse may also be offered as per DR131. Horses are placed and no actual scores are awarded for Suitable to Become a Dressage Horse classes.

e. Materiale Classes may be offered in the following categories: Three-year-old Fillies, Three-year-old Colts and Geldings, Four and Five-year old Mares, and Four- and Five-year-old Stallions and Geldings. Classes for fillies and mares may not be combined with classes for colts, geldings or stallions, except in Materiale Championships classes. Horses will be evaluated according to the criteria listed on the "USDF Materiale Class" Scoresheet, and classes must be conducted according to the USDF "Procedures to Host USDF Materiale Classes". Horses or ponies may not be required to show in any in-hand, group or under saddle class in order to compete in a Materiale Class.

f. Individual Breed Classes (i.e., special classes for single breeds) may be offered for horses of the same breed or breed registry. Eligibility requirements for these classes must be listed in the prize list. Horses of the opposite sex may be shown together. USDF Sport Horse Prospect scoresheets must be used in all IBC classes.

g. Classes for Amateur and/or Jr/YR Handlers may be offered. Amateur handlers must have current USEF amateur certification. Stallions are permitted in these classes unless prohibited in the prize list. Any other eligibility requirements for horses and handlers must be stated in the prize list. The USDF Amateur Handler scoresheet must be used for Jr/YR as well as Amateur Handler classes.

h. Pony classes are limited to animals not over 148 centimeters without shoes, or 149 centimeters with shoes and otherwise in compliance with DR134. Entries in pony classes open to animals under age three must present evidence that sire and/or dam (either or both) are registered with a pony breed or have USEF Pony Measurement Certificates. **Ponies of the opposite sex may be shown together. (See DR204.1)**

#### DR205 ENTRIES.

1. Entries in produce of dam and get of sire classes must be made by the owner of the dam or sire, or with written permission from the owner, in the name of that dam or sire.
2. All offspring entered in produce of dam and get of sire classes must be named on the entry form. Multiple ownership is permitted and owners must be listed.
3. Each horse entered in a group class must have an individual entry form completed and on file with the competition secretary, even if the horse is not competing in other classes. USEF fees and at least a USEF HID must be submitted for each horse in a group entry.
4. Mares may not compete under saddle or in materiale classes after their eighth month of pregnancy or within three months after foaling.
5. Any and all handlers (including Assistant Handlers) of horses in the competition ring are required to sign an entry blank (see GR908.2). Handlers must be Federation members or pay a non-member fee. Assistant Handlers need not be Federation members and are exempted from the non-member fee. Only handlers and assistant handlers may act as whip assistants in the competition ring.
6. All handlers, assistant handlers and whip assistants entering the competition ring must be identified by show management with a wristband or other form of identification to ensure each individual has signed an entry form and/or separate handler/assistant handler release form. Wristbands or other types of identification for handlers and assistant handlers must be of a type not transferable to another person. Competition areas must be monitored by ring stewards to ensure that only eligible handlers and assistant handlers are permitted to enter the arena. Judges

must excuse horses with handlers and/or assistant handlers who are not properly identified.

7. Management is responsible for having one or more safety officers or ring stewards at the gate(s) of the competition arena(s) to monitor safe conditions for horses, handlers and spectators. Separate gates for entry and exit and separate holding areas for fillies/mares and colts/stallions are recommended. (For purposes of this rule, a "safety officer" is any individual appointed by competition management to assist in the enforcement of this rule.)

#### DR206 EQUIPMENT AND TURN OUT.

1. Braiding is optional.

2. Bridles are mandatory on all horses age two or older in the competition ring, including non-competing mares accompanying a foal. Bridles are forbidden on foals and weanlings. A bridle shall consist of a snaffle type bit (as pictured in Chapter DR, Subchapter DR-1, Figure 1A) with two reins and headstall with throatlatch. Reins must be attached only to bits as described in DR121.6. Noseband is optional. A split or single chain with a lead may be used instead of or in addition to reins, however a lead shank is required if reins are placed over the horse's neck and the handler must hold the shank. Horses under the age of two may be shown in halters, except as noted above.

3. Bandages of any kind are forbidden during a class.

4. The handler, assistant handler and/or a whip assistant may each carry only one whip, or one standard lungeing whip (without attachments, i.e. plastic bags, etc.). In addition, disruptive noise-making devices are not permitted in the competition ring.

5. Conservative sports attire is recommended for handlers, assistant handlers and whip assistants. (See General Rules, GR801.1)

6. In Under Saddle classes, Dress must conform to DR120, and for Under Saddle and In-Hand classes, Saddlery and Equipment must conform to DR121, except that all horses using a bridle are required to compete in a snaffle pictured in Chapter DR, Subchapter DR-1, Figure 1A.

7. Bit and saddlery inspections, as described in DR121.9, are not required nor are advised for DSHB classes. When close inspection of saddlery, equipment or bits is required in order to determine compliance with these rules, a steward or TD must accompany a horse to its stall to inspect such items when they are removed from the horse.

8. Except as noted above, the provisions of DR121.1-10 apply to all warm-up, training and competition areas. Whip attachments, loud snapping whips and disruptive noisemaking devices are not permitted in warmup areas.

#### DR207 GENERAL.

1. Judge must excuse from the ring any unruly horse or one whose actions threaten to endanger handlers, officials, other exhibitors or their entries.

2. A scribe shall be provided for each judge whose sole duty shall be to record the judge's scores and comments on the horse's individual score card.

3. When possible, the announcement of awards will include the breeding of the horses pinned: sire, dam, dam's sire; as well as the name of the owner and the breeder.

4. Refer to USDF Dressage Sport Horse Breeding Guidelines for additional information relating to Dressage Sport Horse Breeding.

5. If the schedule permits, management may allow time for questions from competitors to judges at the end of the competition.

6. Each horse, including non-competing mares accompanying foals, must have a separate Handler or Assistant Handler at all times.

7. No horse that is not being judged may accompany another horse in the ring while being judged, except for a mare accompanying a foal or vice versa.

8. One number must be issued for each horse showing In Hand. A separate number must be issued to each entry (combination of horses) showing in group classes. Entries in Materiale and Under Saddle classes must be issued a separate number only if the rider did not also show the same horse in hand. See GR801.10 and GR1213.11. Horses or riders are required to display only one number and may not be penalized for displaying only one number.

9. A whip assistant may accompany horses in the competition ring.

10. Unauthorized assistance by individuals outside the competition ring is not permitted.

#### DR208 COMPETITION VETERINARIAN.

The competition veterinarian must be available to the judge, if on the premises, and the handler must give permission to the judge and/or veterinarian before either touches the horse. If the veterinarian is not immediately available, or not called upon, the judge's decision as to the serviceable soundness of a horse must be final. For further regulations governing Competition Veterinarian, refer to General Rules, GR1204.5, .6 and .7.

#### DR209 CONDUCT OF CLASSES.

1. In-Hand Classes. Horses being shown individually on the triangle.

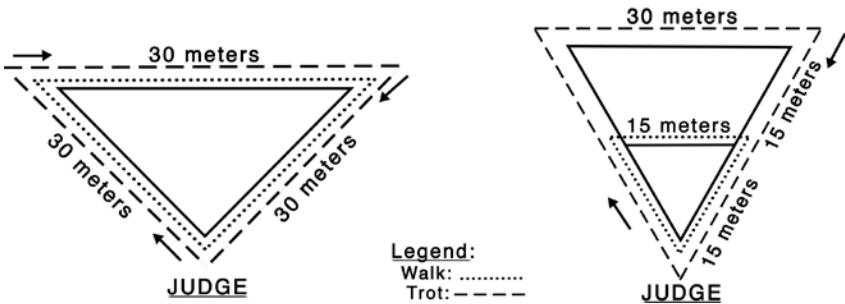
a. Following a posted order, entries in each class will approach the judging area one at a time, walk to the apex of the triangle, and await the judge's request to proceed on the triangle. The handler will lead the horse on the perimeter of the triangle at walk and trot, returning to the apex to stand the horse for conformation judging or to repeat any movement at the judge's request. Handlers are permitted to have one assistant if necessary. Repetition of all or any part of the movement on the triangle may be allowed at the judge's request only. At the completion of the judging, the handler will lead the horse away from the judging area. The next will enter the judging area promptly. The judge may elect to judge conformation either before and/or after judging the horse's movement on the triangle.

b. The horse is to be shown in an "open position," i.e. with all four legs of the horse visible to the judge when standing on either side of the horse.

c. After all horses have been shown on the triangle, some or all may be recalled (depending on size, format and schedule of the competition) to be shown in groups at a walk and trot. If horses may be recalled, the prize list or program must state that this procedure will be used.

2. Horses being shown in-hand in groups.

a. Groups will be examined one group at a time, but not necessarily on the triangle. At the discretion of the judge, they may be asked to move at the walk and trot, either in line or moving around the arena. Horses shall stand for conformation judging before and/or after completion of the horse's movement.



b. The Judging Triangle: Two basic triangle designs are acceptable for presenting horses to the judge. Competition management may choose the triangle best suited for local conditions. Triangle corners should be well defined. Footing must be firm. Decorative fencing, plants or flowers are allowed. (Horses must travel to the right. The following diagram shows suggested use of triangle). The size of either triangle may be adjusted to meet local conditions, however, the back side of the triangle must be at least 25 meters in length and the other two sides must be at least 20 meters in length.

3. Under Saddle and Materiale classes. Depending on local conditions, these classes may be divided at the judge's discretion. See DR202.10.

4. Foals or horses in other age groups may not be shown loose.

#### DR210 JUDGING SPECIFICATIONS.

1. In Hand Classes. (Dressage Sport Horse Prospect and Dressage Breeding Stock) Horses shall

be judged at the walk and trot on the triangle, and standing for conformation.

2. Dressage Under Saddle Classes. Horses shall be judged at the medium walk, working trot and working canter in both directions. Free walk may also be required by the judge(s).

3. Group Classes. Transmissible weakness or predisposition to unsoundness shall be penalized, commensurate with severity.

4. Scoring Categories. (Scoresheets for the following classes can be obtained from USDF.)

a. Dressage Breeding Stock and Group Classes. 50% Movement, 40% Conformation, 10% General Impression. Includes masculinity (stallion) and femininity (mare), development related to age, harmony (relationship of conformation to movement), athleticism (strength and mobility) and condition. Demonstrates good character, presence and temperament.

b. Dressage Sport Horse Prospect Classes. 60% Movement, 30% Conformation, 10% General Impression. Includes harmony (relationship of conformation to movement), athleticism (strength and mobility), development related to age and condition. Demonstrates character, presence and temperament necessary for training.

c. Dressage Under Saddle Classes. 60% Movement, 30% Conformation, 10% General Impression. Includes harmony (relationship of conformation to movement), athleticism (strength and mobility), development related to age and condition. Demonstrates character, presence and temperament necessary for training. Horses may be placed with no actual scores awarded.

5. Championship classes. More than one judge may officiate. The judge(s) will re-evaluate the entries, with or without awarding scores. All horses must be re-evaluated in the same manner, and all horses must be shown at the walk and trot (and canter, in applicable classes). If the number of entries is sufficient, a champion, reserve champion and third place reserve must be named in qualifying classes for the USDF Breeders Championships series. In USDF Breeders Championship classes, refer to USDFBC guidelines. Horses in USDF Breeders Championship classes must be shown individually on the triangle at the walk and trot, and standing for conformation. Each horse must be evaluated in the same manner and callbacks are permitted.

6. Conformation is to be evaluated in terms of potential trainability, potential performance and predisposition to unsoundness. Function, not fashion, is to be emphasized. Weakness or conformation faults with a predisposition to unsoundness or to difficulties in training shall be penalized. Blemishes are not to count unless resulting from conformation faults.

7. Gaits are to be evaluated in terms of purity, quality and correctness. Purity and correctness are more important than brilliance at this level. Correct gaits contributing to ease of training and the horse remaining sound and usable are more important than gaits which are merely superficially flashy. Purity and quality are judged mainly in profile. Correctness is judged mainly while the horse is coming to and going away from the judges' position. Refer to DR101-DR105 for information on the criteria and quality of gaits.

8. Unsoundness. A horse shall be disqualified for unsoundness (at the judge's discretion in Dressage Breeding and Group classes).

a. In Dressage Sport Horse Prospect In Hand and Under Saddle classes, unsoundness is defined as showing evidence of lameness.

b. In Dressage Breeding Stock In Hand and Group classes, unsoundness is defined as showing evidence of lameness or broken wind.

c. Refer to DR119.1 regarding loss of sight.

#### DR211 JUDGING PROCEDURES.

1. Judge must use individual score cards for In-Hand, Group, Individual Breed and Amateur/Jr/YR Handler classes. Class sheets must be used for Materiale and Championship classes. In the case of a large under saddle class, judges have the option of placing horses in order of ranking in line up or using individual or class score sheets.

2. When two or more judges are officiating, they may agree to use the same score sheets or class cards and agree on each score before informing the scribe, or they may judge independently. Class cards, rather than individual score sheets, are permitted for Under Saddle and Materiale classes only. At least two judges judging independently, using individual score sheets, are required for USDF Breeders Championship classes.

3. Decimals may be used in scoring.

4. Tied scores shall be broken first by referring to the totals of the movement scores. If still tied, the tie may be broken at the judge's discretion, by the use of decimals, or the horses may be examined again (movement only). If a class is judged by more than one judge, the judges may consult and arrive at one agreed upon placement.
5. Scores must be reported as a total based on the above percentages against a possible total of 100%, and all scores (if given) and placings must be published. Unofficial scores may be published during the class and/or final scores may be published at the end of each class. Except as noted above, all scoring and classification procedures of DR123 shall apply.