

CHAPTER DR DRESSAGE DIVISION

SUBCHAPTER DR-1 DRESSAGE GOVERNING REGULATIONS

DR101 Object and General Principles of Dressage

DR102 The Halt

DR103 The Walk

DR104 The Trot

DR105 The Canter

DR106 The Rein Back

DR107 The Transitions

DR108 The Half-Halt

DR109 The Changes of Direction

DR110 The Figures and The Exercises

DR111 Work on Two Tracks and The Lateral Movements

DR112 The Pirouette, The Half-pirouette, The Quarter-pirouette, The Working Pirouette, The Working Half-pirouette, The Turn on the Haunches

DR113 The Passage

DR114 The Piaffe

DR115 The Collection

DR116 The Impulsion, The Submission (Willing Cooperation)

DR117 The Position and Aids of the Rider

DR118 Tests for Dressage Competitions

DR119 Participation in Dressage Competitions

DR120 Dress

DR121 Saddlery and Equipment

DR122 Execution and Judging of Tests

DR123 Scoring, Classification and Prize-Giving

DR124 Elimination

DR125 Competition Licensing and Officials

DR126 Requirements for Dressage Competition Management

SPECIAL COMPETITIONS

DR127 USEF/USDF Qualifying and Championship Classes and USEF/USDF National Championships for Dressage

DR128 USEF National Championships

DR129 Musical Freestyle Ride

DR130 Quadrille and Pas de Deux

DR131 Dressage Derby

DR132 Suitable to Become a Dressage Horse

DR133 Dressage Seat Equitation

DR134 Materiale Class
DR135 Pony Measurement
DR136 Exhibition (Class or Demonstration)
DR137 Maiden, Novice, and Limit Classes.

SUBCHAPTER DR-2 DRESSAGE SPORT HORSE BREEDING

DR201 Purpose
DR202 General Regulations
DR203 Definitions
DR204 Classes
DR205 Entries
DR206 Equipment and Turn Out
DR207 General
DR208 Competition Veterinarian
DR209 Conduct of Classes
DR210 Judging Specifications
DR211 Judging Procedures

SUBCHAPTER DR-3 PARA DRESSAGE

DR301 Object of Para Dressage (PE)
DR302 Position of the Athlete:
DR303 Para Dressage Tests.
DR304 The Para Dressage Freestyle Tests
DR305 Conditions of Participation
DR306 Dress
DR307 Compensating Aids
DR308 Saddlery
DR309 Execution of the Tests
DR310 Athletes who are Blind or Have Visual Impairment, Commanders (Readers) and Callers (Living Letters)
DR311 Para Athletes competing in Able-bodied Tests and Classes.

CHAPTER DR DRESSAGE DIVISION

SUBCHAPTER DR-1 DRESSAGE GOVERNING REGULATIONS

The pinnacle of Dressage Competition is the Grand Prix of Dressage Competition of the Olympic Games. Rules for that competition and other international competitions are found in the FEI booklet, "Rules for Dressage Events". For any circumstances not specifically covered in these rules reference should be made to the following publications of the FEI:

Rules for Dressage Events
General Regulations

Since every eventuality cannot be provided for in these Rules for any unforeseen or exceptional circumstances, it is the duty of the Jury or Show Committee, according to their respective responsibilities as outlined in DR124.2, to make a decision in a sporting spirit and approaching as nearly as possible the intention of these Rules.

DR101 Object and General Principles of Dressage

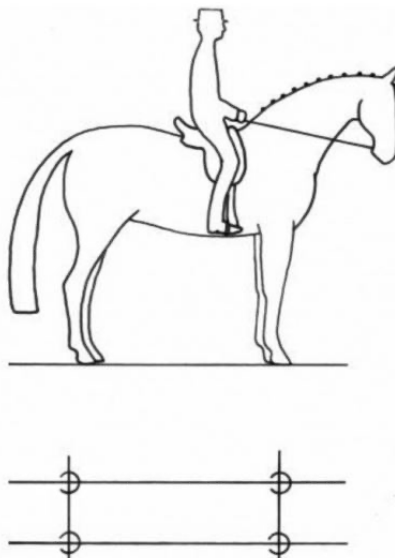
1. The object of dressage is the development of the horse into a happy athlete through harmonious education. As a result, it makes the horse calm, supple, loose and flexible, but also confident, attentive and keen, thus achieving perfect understanding with the rider.
2. These qualities are demonstrated by:
 - a. The freedom and regularity of the gaits;
 - b. The harmony, lightness, and ease of the movements;
 - c. The lightness of the forehand and the engagement of the hindquarters, originating from a lively impulsion;
 - d. The acceptance of the bit, with submissiveness/throughness (Durchlässigkeit) without any tension or resistance.
3. The horse thus gives the impression of doing, of its own accord, what is required. Confident and attentive, submitting generously to the control of the rider, remaining absolutely straight in any movement on a straight line and bending accordingly when moving on curved lines.
4. The walk is regular, free, and unconstrained. The trot is free, supple, regular, and active. The canter is united, light, and balanced. The hindquarters are never inactive or sluggish. The horse responds to the slightest indication of the rider and thereby gives life and spirit to all the rest of its body.
5. By virtue of a lively impulsion and the suppleness of the joints, free from the paralyzing effects of resistance, the horse obeys willingly and without hesitation and responds to the various aids calmly and with precision, displaying a natural and harmonious balance both physically and mentally.
6. In all the work, even at the halt, the horse must be "on the bit." A horse is said to be "on the bit" when the neck is more or less raised and arched according to the stage of training and the extension or collection of the gait, accepting the bridle with a light and consistent soft submissive contact. The head should remain in a steady position, as a rule slightly in front of the vertical, with a supple poll as the highest point of the neck, and no resistance should be offered to the rider.
7. Cadence is shown in trot and canter and is the result of the proper harmony that a horse shows when it moves with well-marked regularity, impulsion, and balance. Cadence must be maintained in all the different trot or canter exercises and in all the variations of these gaits.
8. The regularity of the gaits is fundamental to dressage.

DR102 The Halt

1. At the halt the horse should stand attentive, engaged, motionless, straight, and square with the weight evenly distributed over all four legs. The neck should be raised with the poll as the highest point and the head slightly in front of the vertical. While remaining "on the bit" and maintaining a light and soft contact with the rider's hand, the horse may quietly chew the bit and should be ready to move off at the slightest indication of the


rider. The halt must be at least 3 seconds when shown with a salute. The halt should be maintained throughout the salute.

2. The halt is obtained by the displacement of the horse's weight to the hindquarters by a properly increased action of the seat and legs of the rider, driving the horse towards a softly closed hand, causing an almost instantaneous but not abrupt halt at a previously fixed place. The halt is prepared by a series of half-halts (see transitions).
3. The quality of the gaits before and after the halt is an integral part of the assessment.

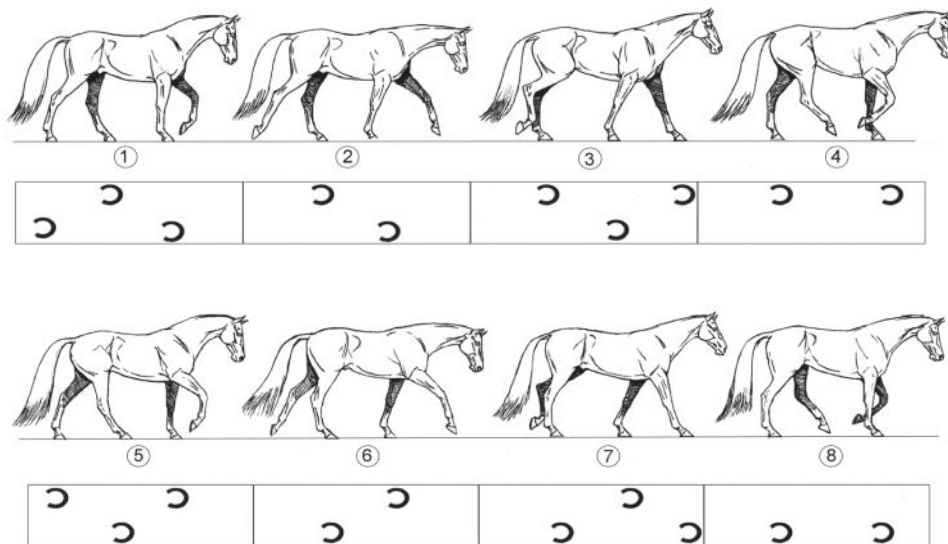


DR103 The Walk

1. The walk is a marching gait in a regular and well-marked four time beat with equal intervals between each beat. This regularity combined with full relaxation must be maintained throughout all walk movements.
2. When the foreleg and the hind leg on the same side swing forward almost synchronously, the walk has a lateral rhythm. This irregularity is a serious deterioration of the gait.
3. The following walks are recognized: Medium walk, Collected walk, Extended walk, and Free walk. There should always be a clear difference in the attitude and overtracking in these variations.
 - a. Medium walk. A clear, regular, and unconstrained walk of moderate lengthening. The horse, remaining "on the bit", walks energetically but relaxed with even and determined steps, the hind feet touching the ground in front of the hoof prints of the fore feet. The rider maintains a light, soft, and steady contact with the mouth, allowing the natural movement of the head and neck.
 - b. Collected walk. The horse, remains "on the bit", moves resolutely forward, with its neck raised and arched and showing a clear self-carriage. The head approaches the vertical position and a light contact is maintained with the mouth. The hind legs are engaged with good hock action. The gait should remain marching and vigorous, the feet being placed in regular sequence. The steps cover less ground and are higher than at the medium walk, because all the joints bend more markedly. The collected walk is shorter than the medium walk, although showing greater activity.
 - c. Extended walk. The horse covers as much ground as possible, without haste and without losing the regularity of the steps. The hind feet touch the ground clearly in front of the hoof prints of the fore feet. The rider allows the horse to stretch out the head and neck (forward and downwards) without losing contact with the mouth and control of the poll. The nose must be clearly in front of the vertical.



- d. Free Walk. The free walk is a relaxed variation within the gait in which the horse is allowed complete freedom to lower and stretch out its head and neck. The degree of ground cover and length of steps, with hind feet stepping clearly in front of the footprints of the front feet, are essential to the quality of the free walk.
- e. Stretching on a long rein. This exercise gives a clear impression of the “throughness” of the horse and proves its balance, suppleness, obedience, and relaxation. In order to execute the exercise “stretching on a long rein” correctly, the rider allows the horse to take the reins gradually and smoothly as the horse stretches its neck forward and downward. As the neck stretches forwards and downwards, the mouth should reach more or less to the horizontal line corresponding with the point of the shoulder. An elastic and consistent contact with the rider’s hands must be maintained. The gait must maintain its rhythm, and the horse should remain light in the shoulders with the hindlegs well engaged. During the retake of the reins the horse must accept the contact without resistance in the mouth or poll.



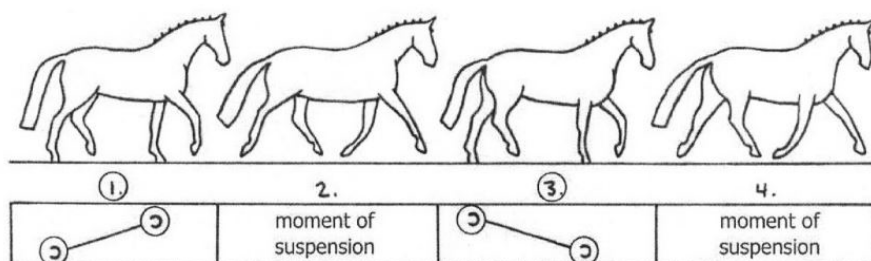
The walk is a gait in four-beat rhythm with eight phases (numbers in circles indicate the beat).

DR104 The Trot

1. The trot is a two-beat gait of alternate diagonal legs (left fore and right hind leg and vice versa) separated by a moment of suspension.
2. The trot should show free, active, and regular steps.
3. The quality of the trot is judged by general impression, i.e. the regularity and elasticity of the steps, the cadence, and impulsion in both collection and extension. This quality originates from a supple back and well-

engaged hindquarters, and by the ability to maintain the same rhythm and natural balance with all variations of the trot.

4. The following trots are recognized: Working trot, Lengthening of stride, Collected trot, Medium trot, and Extended trot.
 - a. Working trot. This is a variation between the collected and the medium trot, in which a horse's training is not yet developed enough and ready for collected movements. The horse shows proper balance and, remaining "on the bit", goes forward with even, elastic steps and good hock action. The expression "good hock action" underlines the importance of an impulsion originating from the activity of the hindquarters.
 - b. Lengthening of stride. In some tests, "lengthening of stride" is required. This is a variation between the working and medium trot in which a horse's training is not developed enough for medium trot.
 - c. Collected trot. The horse, remaining "on the bit", moves forward with the neck raised and arched. The hocks, being well-engaged and flexed, must maintain an energetic impulsion, enabling the shoulders to move with greater mobility, thus demonstrating complete self-carriage. Although the horse's steps are shorter than in the other trots, elasticity and cadence are not lessened.
 - d. Medium trot. This is a variation of moderate lengthening compared to the extended trot, but "rounder" than the latter. Without hurrying, the horse goes forward with clearly lengthened steps and with impulsion from the hindquarters. The rider allows the horse to carry the head a little more in front of the vertical than at the collected and the working trot, and to lower the head and neck slightly. The steps should be even, and the whole movement balanced and unconstrained.
 - e. Extended trot. The horse covers as much ground as possible. Without hurrying, the steps are lengthened to the utmost as a result of great impulsion from the hindquarters. The rider allows the horse to lengthen the frame and to gain ground whilst controlling the poll. The fore feet should touch the ground on the spot towards which they are pointing. The movement of the fore and hind legs should reach equally forward in the moment of extension. The whole movement should be well-balanced and the transition to collected trot should be smoothly executed by taking more weight on the hindquarters.
5. All trot work is executed "sitting", unless otherwise indicated in the test.




The trot is a gait in two-beat rhythm with four phases (Numbers in circles indicate the beat)

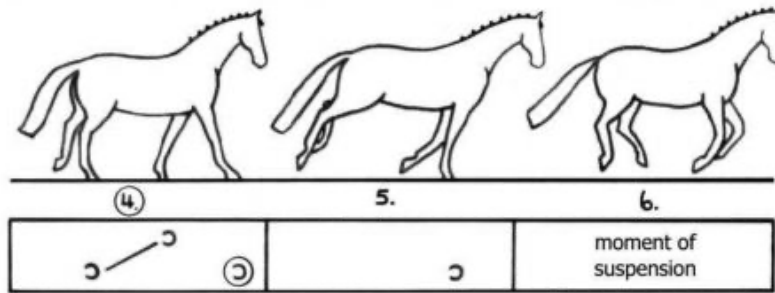
DR105 The Canter

1. The canter is a three-beat gait where, in canter to the right, for example, the footfall is as follows: left hind, left diagonal (simultaneously left fore and right hind), right fore, followed by a moment of suspension with all four feet in the air before the next stride begins.
2. The canter, always with light, cadenced, and regular strides, should be moved into without hesitation.
3. The quality of the canter is judged by the general impression, i.e. the regularity and lightness of the strides and the uphill tendency and cadence originating from the acceptance of the bridle with a supple poll and in the engagement of the hindquarters with an active hock action, and by the ability of maintaining the same rhythm and a natural balance, even after a transition from one canter to another. The horse should always remain straight on straight lines and correctly bent on curved lines.
4. The following canters are recognized: Working canter, lengthening of strides, Collected canter, Medium canter, and Extended canter.
 - a. Working canter. This is a variation between the collected and the medium canter, in which a horse's training is not yet developed enough and ready for collected movements. The horse shows natural

balance while remaining “on the bit”, and goes forward with even, light and active strides, and good hock action. The expression “good hock action” underlines the importance of an impulsion originating from the activity of the hindquarters.

- b. Lengthening of strides. In some tests, “lengthening of strides” is required. This is a variation between the working and medium canter in which a horse’s training is not developed enough for medium canter.
 - c. Collected canter. The horse, remaining “on the bit”, moves forward with the neck raised and arched. The hocks, being well-engaged, maintain an energetic impulsion, enabling the shoulders to move with greater mobility thus demonstrating self carriage and an uphill tendency. The horse’s strides are shorter than in the other canters, without losing elasticity and cadence.
 - d. Medium canter. This is a variation between the working and the extended canter. Without hurrying, the horse goes forward with clearly lengthened strides and impulsion from the hindquarters. The rider allows the horse to carry the head a little more in front of the vertical than in the collected and working canter, and at the same time allows the horse, to lower the head and neck slightly. The strides should be balanced and unconstrained.
 - e. Extended canter. The horse covers as much ground as possible. Without hurrying, the strides are lengthened to the utmost. The horse remains calm, light, and straight as a result of great impulsion from the hindquarters. The rider allows the horse to lengthen the frame with a controlled poll and to gain ground. The whole movement should be well-balanced and the transition to collected canter should be smoothly executed by taking more weight on the hindquarters.
5. Counter-canter. The counter canter is a balancing and straightening movement that must be executed in collection. The horse canters in correct sequence with the outside foreleg leading with positioning to the side of the leading leg. The foreleg should be aligned to the same track as the hind leg.
 6. Change of lead through the trot. This is a change of lead where the horse is brought back into the trot and after a few trot steps, is restarted into a canter with the other leg leading.
 7. Simple change of lead at the canter. This is a movement in which, after a direct transition out of the canter into a walk, with three to five clearly defined steps, an immediate transition is made into the other canter lead.
 8. Flying change of lead. The flying change is performed in one stride with the front and hind legs changing at the same moment. The change of the leading front and hind leg takes place during the moment of suspension. The aids should be precise and unobtrusive. Flying changes of lead can also be executed in series at every 4th, 3rd, 2nd, or at every stride. The horse, even in the series, remains light, calm, and straight with lively impulsion, maintaining the same rhythm and balance throughout the series concerned. In order not to restrict or restrain the lightness, fluency, and groundcover of the flying changes in series, enough impulsion must be maintained. Aims of flying changes: To show the reaction, sensitivity, and obedience of the horse to the aids for the change of lead.





The canter is a gait in three-beat rhythm with six phases.

DR106 The Rein Back

1. Rein back is a rearward diagonal movement with a two-beat rhythm but without a moment of suspension. Each diagonal pair of legs is raised and returned to the ground alternatively, with the forelegs aligned on the same track as the hindlegs. A four-beat rein back that is not clearly two-beat and diagonal, if done without resistance, could also be scored marginal or better.
2. During the entire exercise, the horse should remain “on the bit”, maintaining its desire to move forward.
3. Anticipation or precipitation of the movement, resistance to or evasion of the contact, deviation of the hindquarters from the straight line, spreading or inactive hind legs, and dragging forefeet are serious faults.
4. The steps are counted as each foreleg moves back. After completing the required number of steps backward, the horse moves immediately forward with a fluid, direct transition to the required gait. In tests where a rein back of one horse’s length is required, it should be executed with three or four steps.
5. Rein back series (Schaukel) is a combination of two rein backs with walk steps in between. It should be executed with fluent transitions and the required number of steps.

DR107 The Transitions

1. The changes of gait and the variations within gaits should be clearly shown at the prescribed marker; they should be quickly made yet must be smooth and not abrupt. The rhythm of a gait or the variations within gaits should be maintained up to the moment when the gait or the variations within gaits is changed or the horse halts. The horse should remain light in hand, calm, and maintain a correct position.
2. The same applies to transitions from one movement to another for instance from the passage to the piaffe and vice versa.

DR108 The Half-Halt

The half-halt is a hardly visible, almost simultaneous, coordinated action of the seat, the legs, and the hand of the rider, with the object of increasing the attention and balance of the horse before the execution of several movements or transitions between gaits or the variations within gaits. In shifting slightly more weight onto the horse’s quarters, the engagement of the hind legs and the balance on the haunches are facilitated for the benefit of the lightness of the forehand and the horse’s balance as a whole.

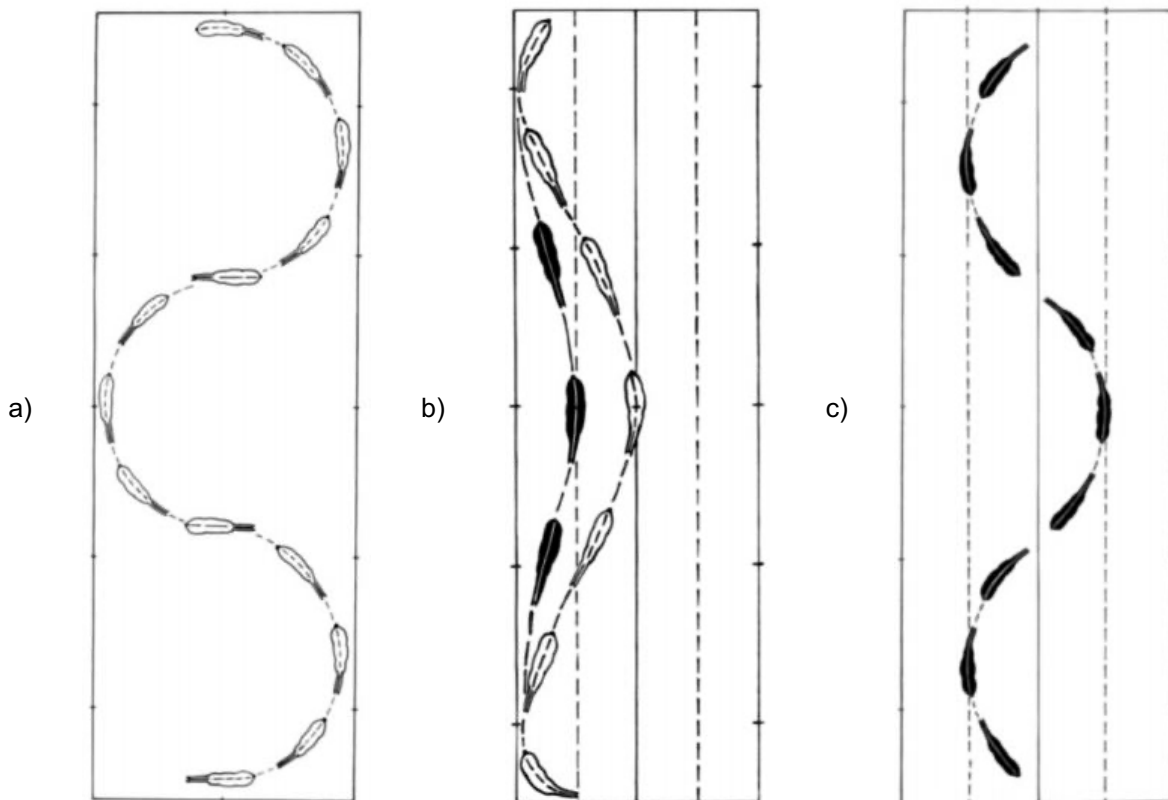
DR109 The Changes of Direction

1. At changes of direction, the horse should adjust the bend of its body to the curvature of the line it follows, remaining supple and following the indications of the rider, without any resistance or change of gait, rhythm, or speed. Corners should be ridden as one-quarter of a volte appropriate to the level of the test (10 meters at Training-First Levels, 8 meters at Second-Fourth Levels and 6 meters above Fourth Level).
2. Changes of directions can be executed in the following ways:
 - a. Right-angled turn including riding through the corner (one quarter of a volte of approximately 6 meters).
 - b. Short and long diagonal.

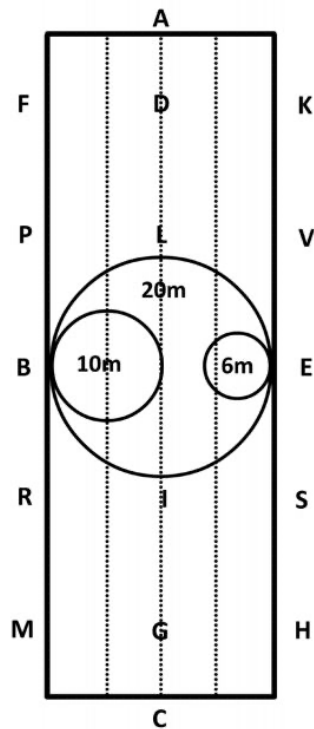
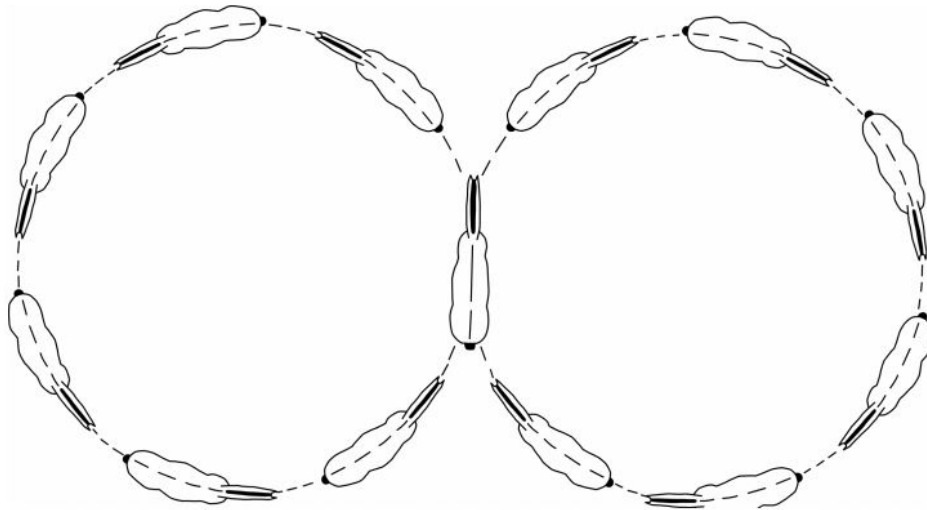
- c. Half voltes and half circles with change of rein.
 - d. Half pirouettes and turn on the haunches.
 - e. Serpentine loops.
 - f. Counter-changes of hand (in zig-zag).
- * The horse should be straight for a moment before changing direction.
- * Zig-zag: A movement containing more than two half-passes with changes of direction.

DR110 The Figures and The Exercises

1. The figures asked in dressage tests are the voltes, the serpentines, and the figures of eight.
 - a. Volte. The volte is a circle of 6, 8, or 10 meters in diameter. If larger than 10 meters, it is a circle.
 - b. Serpentine. The serpentine with several loops touching the long side of the arena consists of half circles connected by a straight line. When crossing the centerline, the horse should be parallel to the short side (a). Depending on the size of the half circles, the straight connection varies in length. Serpentines with one loop on the long side of the arena are executed with 5-meter or 10-meter distance from the track (b). Serpentines around the centerline are executed between the quarter lines (c).



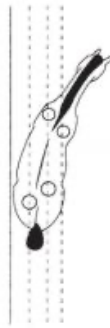
- c. Figure of eight. This figure consists of two voltes or circles of equal size as prescribed in the test, joined at the center of the eight. The rider should make their horse straight an instant before changing direction at the center of the figure.



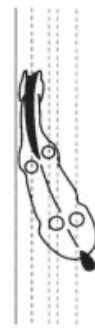
2. The exercises.

- a. Stretching the Frame. This exercise gives a clear impression of the “throughness” of the horse and proves its balance, suppleness, obedience, and relaxation. In order to execute the exercise “stretching on a long rein” correctly, the athlete must lengthen the reins as the horse stretches gradually forward and downward. As the neck stretches forward and downward, the mouth should reach more or less to the horizontal line corresponding with the point of the shoulder or lower. An elastic and consistent contact with the athlete’s hands must be maintained. The gait must maintain its rhythm and tempo, and the horse should remain light in the shoulders with a swinging back and with the hindlegs well- engaged. During the retake of the reins the horse must accept the contact without resistance in the mouth or poll.
- b. Überstreichen. A clear release of contact where the horse maintains self-carriage, rhythm, tempo, straightness, and quality of gait.

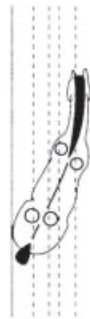
1) Shoulder in



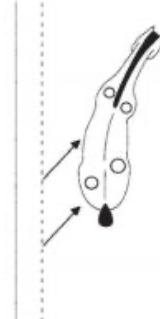
2) Travers



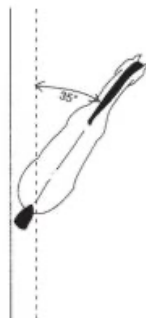
3) Renvers



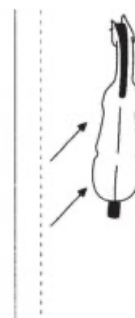
4) Half-Pass



5) Leg-yielding along the wall



6) Leg-yielding on the diagonal

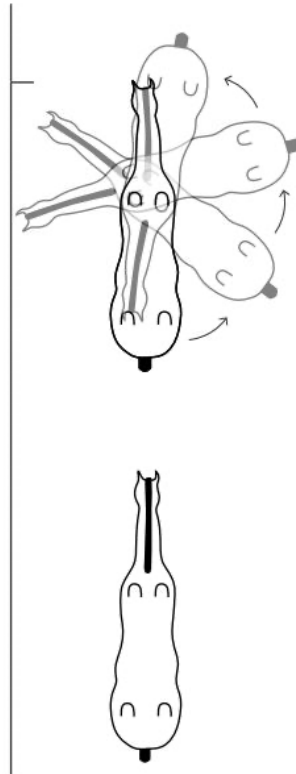


DR111 Work on Two Tracks and The Lateral Movements

1. A distinction must be made between the following movements: Leg yielding, Shoulder in, Travers, Renvers, Half pass.
2. Work on two tracks.
 - a. The aim of movements on two tracks is:
 1. To improve the obedience of the horse to the cooperative aids of the rider;
 2. To supple all parts of the horse thereby increasing the freedom of its shoulders and the suppleness of its quarters as well as the elasticity of the bond connecting the mouth, the poll, the neck, the back, and the haunches;
 3. To improve the cadence and bring the balance and gaits into harmony;
 - b. Leg-yielding. The horse is almost straight, except for a slight flexion at the poll away from the direction in which the horse moves, so that the rider is just able to see the eyebrow and nostril on the inside. The inside legs pass and cross in front of the outside legs. Leg-yielding should be included in the training of the horse before it is ready for collected work. Later on, together with the more advanced movement shoulder-in, it is the best means of making a horse supple, loose, and unconstrained for the benefit of the

freedom, elasticity, and regularity of its gaits and the harmony, lightness, and ease of its movements. Leg-yielding can be performed on the diagonal in which case the horse should be as close as possible parallel to the long sides of the arena although the forehand should be slightly in advance of the quarters. It can also be performed along the wall in which case the horse should be at an angle of about 35 degrees to the direction in which the horse is moving (see Fig. 5).

- c. Turn on the Forehand. The purpose of this exercise is to supple the horse and teach it obedience to the aids. In this exercise, the inside of the horse is the side from which the horse yields, i.e. the horse is flexed at the poll to the right, which is the inside, when the haunches move to the left. The horse moves around the inside front leg. The outside front foot steps forward and around the inside forefoot, which remains active in the sequence of footfalls. The hind feet move on a curved line, with the inside hind foot striking the ground in front of the outside hind foot.



3. The lateral movements.

- a. The additional aim of lateral movements is to develop and increase the engagement of the quarters and thereby also the collection.
- b. In all lateral movements - shoulder-in, travers, renvers, half-pass—the horse is slightly bent and moves with the forehand and the quarters on two different tracks (see Fig 1-4).
- c. The bend or flexion must never be exaggerated so that it impairs the balance and fluency of the movement concerned.
- d. At the lateral movements the gait should remain free and regular, maintained by a constant impulsion, yet it must be supple, cadenced, and balanced. The impulsion is often lost, because of the rider's preoccupation mainly in bending the horse and pushing it sideways.
- e. At all lateral movements the side to which the horse should be bent is the inside. The opposite side is the outside.
- f. Shoulder-in. This exercise is performed in collected trot. The horse is ridden with a slight but uniform bend around the inside leg of the rider maintaining cadence at a constant angle of approx. 30 degrees. The horse's inside foreleg passes and crosses in front of the outside foreleg; the inside hind leg steps forward under the horse's body weight following the same track of the outside foreleg, with the lowering of the inside hip. The horse is bent away from the direction in which it is moving. (see Fig. 1). If the shoulder-

in is performed on the long side or on the center line, the horse should be straightened after the shoulder-in, before going into the corner. If the movement that follows the shoulder-in is a circle at any point, or a turn left or right at any point other than the four corners, the horse should not be straightened.

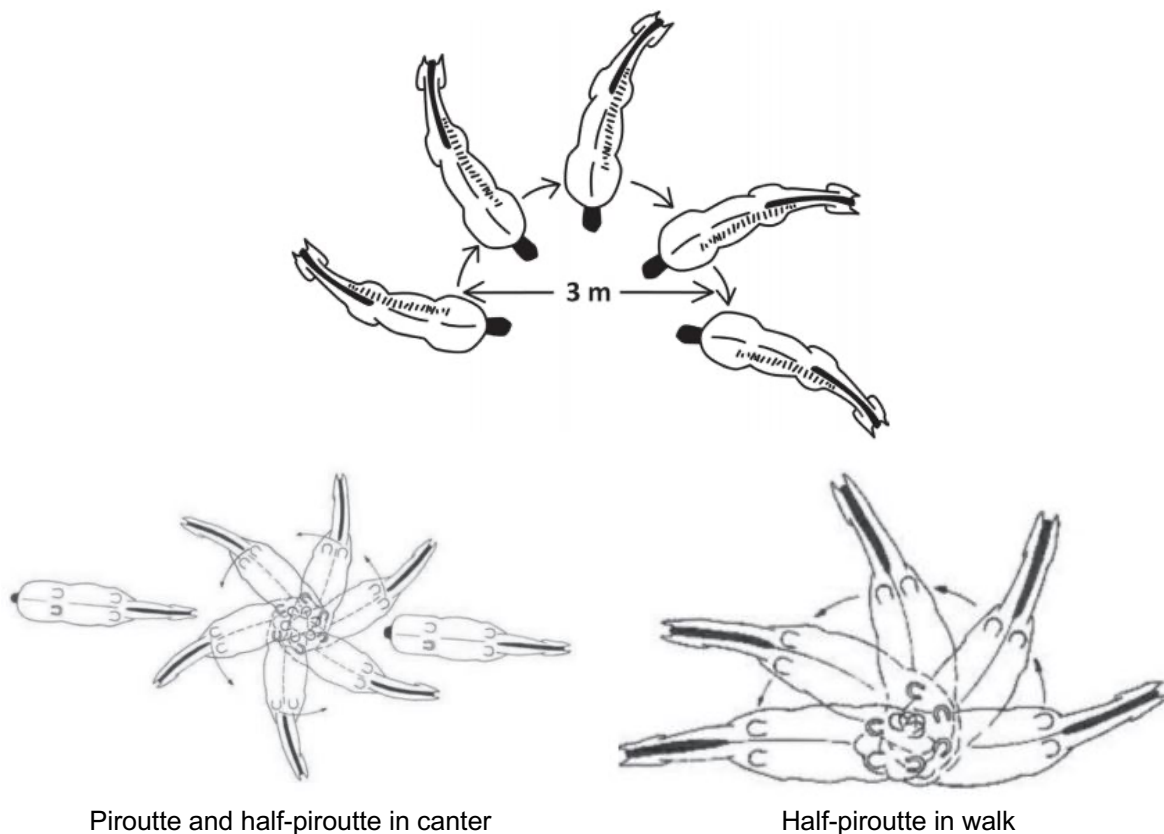
- g. Travers. This exercise is performed in collected trot. The forehand remains on the track with the head looking straight along the track. The haunches are moved to the inside, with the horse slightly bent toward the direction of movement, so that from the front or behind one sees four tracks. The degree of bend is greater than that of shoulder-in and a constant angle of approximately 35 degrees should be shown. The horse's outside hind leg passes and crosses in front of the inside hind leg. The outside foreleg is placed in front of the inside foreleg. To start the travers, the haunches must leave the track or, after a corner or circle, are not brought back onto the track. At the end of the travers, the quarters are brought back onto the track as in finishing a circle. (see Fig. 2).
- h. Renvers. This exercise is performed in collected trot and is the inverse movement in relation to travers. The haunches remain on the track and the forehand is moved to the inside with the head facing toward the short side. The horse is slightly bent toward the direction of movement with a greater degree of bend than that of shoulder-in, so one sees four tracks from the front or behind. A constant angle of approximately 35 degrees should be shown. The horse's outside hind leg passes and crosses in front of the inside hind leg. The outside foreleg is placed ahead of the inside foreleg. To start the renvers, the forehand must leave the track and, at the end of the renvers, the forehand is brought back onto the track.
- i. Half-pass. This movement is a variation of travers, executed on a diagonal line instead of along the wall. It can be performed in collected trot (and in passage in a freestyle) or collected canter. The horse should be slightly bent around the inside leg of the rider and in the direction in which it is moving. The horse should maintain the same cadence and balance throughout the whole movement. In order to give more freedom and mobility to the shoulders, it is of great importance that the impulsion be maintained, especially the engagement of the inside hind leg. The horse's body is nearly parallel to the long side of the arena with the forehand slightly in advance of the hindquarters. The bend in the half-pass should increase with the steepness of the diagonal. In the trot, the outside legs pass and cross in front of the inside legs. In the canter, the movement is performed in a series of forward/sideways strides. Aims of half-pass in trot: To show a fluent collected trot movement on a diagonal line with a greater degree of bend than in shoulder-in. Fore and hind legs cross, balance and cadence are maintained. Aims of the half-pass in canter: To both demonstrate and develop the collection and suppleness of the canter by moving fluently forwards and sideways without any loss of rhythm, balance or softness and submission to the bend.

DR112 The Pirouette, The Half-pirouette, The Quarter-pirouette, The Working Pirouette, The Working Half-pirouette, The Turn on the Haunches

1. The pirouette (half-pirouette) is a circle (half-circle) executed on two tracks with a radius equal to the length of the horse, the forehand moving round the haunches.
2. Pirouettes (half-pirouettes) are usually carried out at collected walk or canter but can also be executed at piaffe.
3. At the pirouette (half-pirouette) the forefeet and the outside hind foot move round the inside hind foot which forms the pivot and should return to the same spot, or slightly in front of it, each time it leaves the ground.
4. At whatever gait the pirouette (half-pirouette) is executed the horse, slightly bent in the direction in which the horse is turning should remain on the bit with light contact, turn smoothly and maintain the appropriate sequence and timing of footfalls of that gait. The poll stays the highest point during the entire movement.
5. During the pirouettes (half-pirouettes) the horse should not move backwards or deviate sideways. In the pirouette or half-pirouette in canter, the judges should be able to recognize a real canter stride although the footfalls of the diagonal - inside hind leg, outside front leg - do not occur simultaneously.
6. In executing the pirouette or the half-pirouette in canter the rider should maintain perfect lightness of the horse while accentuating the collection. The quarters are well-engaged and lowered and show a good flexion of the joints. An integral part of the movement is the canter strides before and after the pirouette. These

should be characterized by an increased activity and collection before the pirouette and, the movement having been completed, by the balance being maintained as the horse proceeds.

7. The quality of the pirouettes (half-pirouettes) is judged according to the suppleness, lightness, cadence and regularity and to the precision and smoothness of the transitions; pirouettes (half-pirouettes) at canter are judged also according to the balance, the elevation, and the number of strides (at pirouettes 6-8, at half-pirouettes 3-4 are desirable). When the turn is too large and the hind steps come off the prescribed line of travel, the correction is to take a straight line back to the track. Correction by use of half-pass or leg-yielding may result in a deduction of points. (See DR112.5)
8. The Quarter-pirouette. As a preparatory exercise, the quarter-pirouette is usually executed on the track at a given letter, the horse being highly collected for 1 or 2 strides before and then through the execution of a 90 degree turn around the haunches in 2-3 strides, maintaining a correct canter footfall.
9. The Working Pirouette and Working Half-Pirouette. The pirouette (half-pirouette) is a turn of 360 degrees (180 degrees) executed on two tracks, with the forehand moving around the haunches. The allowable diameter of a working pirouette is increased to approximately three meters. A working half-pirouette is to be judged like a regular half-pirouette except that full credit must be given for a well-performed, but larger (three meter) half-pirouette. Full credit should also be given for a well-performed regular-sized half-pirouette. A significant deduction should be made if a rider attempts but performs poorly a regular half-pirouette.



Pirouette and half-pirouette in canter

Half-pirouette in walk

10. The Turn on the Haunches. For younger horses that are still not able to show collected walk, the 'turn on the haunches' is an exercise to prepare the horse for collection. The 'turn on the haunches' is executed out of medium walk prepared by half-halts to shorten the steps a little and to improve the ability to bend the joints of the hindquarters. The 'turn on the haunches' can be executed on a larger diameter (approximately one meter) than the pirouette in walk, but the demands of the training scale concerning rhythm, contact, activity, and straightness are the same. A turn on the haunches is to be judged like a regular half-pirouette except that full credit must be given for a well performed, but larger (one meter) turn on the haunches. Full credit should also be given for a well-performed regular sized half-pirouette. A significant deduction should be made if a rider attempts but performs poorly a regular half-pirouette.

DR113 The Passage

1. This is a measured, very collected, very elevated, and very cadenced trot. It is characterized by a pronounced engagement of the quarters, a more accentuated flexion of the knees and hocks, and the graceful elasticity of the movement. Each diagonal pair of feet is raised and returned to the ground alternately with cadence and has a prolonged phase of support compared to the phase of suspension.
2. In principle, the height of the toe of the raised foreleg should be level with the middle of the cannon bone of the other foreleg. The toe of the raised hind leg should be slightly above the fetlock joint of the other hind leg.
3. The neck should be raised and gracefully arched with the poll as the highest point and the head close to the vertical. The horse should remain light and soft on the bit and be able to go smoothly from the passage to the piaffe and vice-versa without apparent effort and without altering the cadence, the impulsion being always lively and pronounced.
4. Irregular steps with the hind legs, swinging the forehand or the quarters from one side to the other, as well as jerky movements of the forelegs or the hind legs, or dragging the hind legs are serious faults.

DR114 The Piaffe

1. The piaffe is a highly collected, elevated, rhythmical diagonal movement giving the impression of being in place. The horse's back is supple and elastic. The quarters are slightly lowered, the haunches with active hocks are well engaged giving great freedom, lightness, and mobility to the shoulders and forehand. Each diagonal pair of feet is raised and returned to the ground alternately, with spring and regularity.
2. In principle, the height of the toe of the raised foreleg should be level with the middle of the cannon bone of the other foreleg. The toe of the raised hind leg should reach just above the fetlock joint of the other hind leg.
3. The neck should be raised and arched, the head vertical. The horse should remain light on the bit with a supple poll maintaining a light and soft contact on a taut rein. The body of the horse should move up and down in a supple, and harmonious movement.
4. The piaffe should show true commitment and must always be animated by a lively activity and characterized by a perfect balance. While giving the impression of being in place there may be a visible inclination to advance, this being displayed by the horse's eager acceptance to move forward as soon as the horse is asked. The horse is permitted to advance up to one meter forward in the Intermediaire II test.
5. Moving even slightly backwards, irregular or jerky steps with the hind or front legs, no clear diagonal steps, crossing either the fore or hind legs, or swinging either the forehand or the hindquarters from one side to the other, getting wide behind or in front, moving too much forward, or double-beat rhythm are all serious faults.

DR115 The Collection

1. The aim of the collection of the horse is:
 - a. To further develop and improve the balance and equilibrium of the horse which has been more or less displaced by the additional weight of the rider.
 - b. To develop and increase the horse's ability to lower and engage its quarters for the benefit of the lightness and mobility of its forehand.
 - c. To add to the "ease and carriage" of the horse and to make it more pleasurable to ride.
2. The best means to obtain these aims are the lateral movements, travers, renvers and, last but not least, shoulder-in (DR111.3-3.h) as well as half-halts (DR108).
3. Collection is, in other words, improved and effected by engaging the hind legs with the joints bent and supple, forward under the horse's body by a temporary but often repeated action of the seat and legs of the rider driving the horse forward towards a more or less stationary or restraining hand allowing just enough impulsion to pass through. Collection is consequently not achieved by shortening of the gait through a resisting action of the hand but instead by using the seat and legs to engage the hind legs further under the horse's body.
4. However, the hind legs should not be engaged too far forward under the horse as this would shorten the base of support too much and thereby impede the movement. In such a case, the line of the back would be

lengthened and raised in relation to the supporting base of the legs, the stability would be deranged and the horse would have difficulty in finding a harmonious and correct balance.

5. On the other hand, a horse with a too long base of support unable or unwilling to engage its hind legs forward under its body will never achieve an acceptable collection characterized by ease and carriage as well as a lively impulsion, originated in the activity of the quarters.
6. The position of the head and neck of a horse at the collected gaits is naturally dependent on the stage of training and in some degree on its conformation. It should, however, be distinguished by the neck being raised unrestrained forming a harmonious curve from the withers to the poll being the highest point with the head slightly in front of the vertical. However, at the moment the rider applies their aids in order to obtain a momentary and passing collecting effect the head may become more or less vertical (compare DR101.6, DR102 and DR108).

DR116 The Impulsion, The Submission (Willing Cooperation)

1. Impulsion is the term used to describe the transmission of an eager and energetic, yet controlled, propulsive energy generated from the hind quarters into the athletic movement of the horse. Its ultimate expression can be shown only through the horse's soft and swinging back guided by elastic contact with the rider's hand.
 - a. Speed, of itself, has little to do with impulsion; the result is more often a flattening of the gaits. A visible characteristic is a more pronounced articulation of the hind leg, in a continuous rather than staccato action. The hock, as the hind foot leaves the ground, should first move forward rather than being pulled upwards, but certainly not backwards. A prime ingredient of impulsion is the time the horse spends in the air rather than on the ground. Impulsion is, therefore, seen only in those gaits that have a period of suspension.
 - b. Impulsion is a precondition for a good collection in trot and canter. If there is no impulsion, then there is nothing to collect.
2. The Submission (Willing Cooperation) does not mean subordination, but an obedience revealing its presence by a constant attention, willingness and confidence in the whole behavior of the horse as well as by the harmony, lightness and ease it is displaying in the execution of the different movements. The degree of the submission (Willing Cooperation) is also demonstrated by the way the horse accepts the bit, with an elastic contact and a supple poll. Resistance to or evasion of the rider's hand, being either "above the bit" or "behind the bit" demonstrate lack of submission (Willing Cooperation). The main contact with the horse's mouth must be through the snaffle bit.
 - a. Putting out the tongue, keeping it above the bit or drawing it up altogether, as well as grinding the teeth or agitation of the tail, are mostly signs of nervousness, tension or resistance on the part of the horse and must be taken into account by the judges in their marks for every movement concerned, as well as in the collective mark for "submission (Willing Cooperation)".
 - b. Submission (Willing Cooperation) requires that the horse understands what is being asked of it and is confident enough in the rider to react to the aids without fear or tension.
 - c. The horse's straightness, uphill tendency and balance enable it to stay in front of the rider's legs and go forward into an accepting and self-carrying contact with the bit. This is what really produces the picture of harmony and lightness. Fulfillment of the main requirements/movements of a Dressage test is the primary criterion for submission (Willing Cooperation).

DR117 The Position and Aids of the Rider

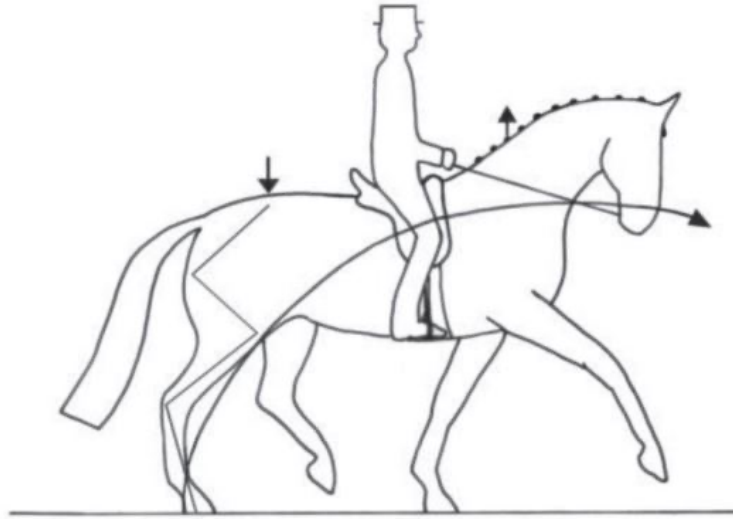
1. All the movements should be obtained with imperceptible aids and without apparent effort of the rider. The rider should be well-balanced, elastic, sitting deep in the center of the saddle, smoothly absorbing the movement of the horse with its loins and hips, supple thighs with the legs steady and stretched well down. The heels should be the lowest point. The upper part of the body should be tall and supple. The contact should be independent from the rider's seat. The hands should be carried steadily close together, with the thumb as the highest point and a straight line from the supple elbow through the hand to the horse's mouth.

The elbows should be close to the body. All of these criteria enable the rider to follow the movements of the horse smoothly and freely.

2. Not only the aids of the hands and the legs but also of the seat are of great importance in dressage. Only the rider who understands how to contract and relax its loin muscles at the right moment is able to influence their horse correctly (compare DR102.2, DR108 and DR115.3).
3. The effectiveness of the rider's aids determines the precise fulfillment of the required movements of the tests. There shall always be the impression of a harmonious cooperation between horse and rider.
4. Riding with both hands is obligatory at all national and International Dressage Events. However, riding with one hand is permitted in the Freestyle Tests and when leaving the arena. **For FEI Freestyle tests, see also Directives for Judges – Freestyle tests and Directives for assessing the degree of difficulty in a Freestyle test available at www.fei.org.** Individuals holding a Federation Dispensation/Classification Certificate may use bridged or special adaptive reins for use with one or no hand(s), if the equipment is listed on the Federation Dispensation/Classification Certificate.

Apart from the halt and salute, where the athlete must take the reins in one hand, riding with the reins in both hands is obligatory in Dressage classes, but a discreet 'pat on the neck' for a well performed exercise, or for reassurance, is perfectly acceptable (as is the situation of an athlete needing to wipe a fly from their eye, or other situations such as adjusting clothing, saddle pads etc). However, if the rider intentionally takes the reins into one hand in order to use either the reins or the other hand to produce more impulsion from the horse, or to promote applause from the spectators during the test, it will be considered a fault and will be reflected in the mark for both the movement and the collective mark for 'Rider'.

5. Unless indicated on a Federation Dispensation/Classification Certificate or Presidential Modification letter, the use of stirrups is required.
6. The use of the voice in any way whatsoever or clicking the tongue once or repeatedly is a fault involving the deduction of 2 marks from those that would otherwise have been awarded for the movement where this occurred.
7. When rising trot is permitted in a test or class, the rider should change the diagonal when changing directions, except during a lengthening. The correct diagonal is considered to be when the rider is sitting when the outside front foot and inside hind foot are on the ground. In general, rising on the outside diagonal correctly influences the horse's balance in movements other than straight lines. A change of direction in rising trot implies a change of diagonal, but it is up to the rider to determine where that change should occur. If no change is made, there is no error and no deduction is made unless the balance of the horse is adversely affected, as it might be, for example, in a turn, circle or leg yield. In that case, the movement is judged accordingly and the collective marks for "Submission (Willing Cooperation)" and "Effective Use of the Aids" could be negatively impacted.



DR118 Tests for Dressage Competitions

1. The United States Dressage Federation (USDF), in cooperation with the Federation issues and approves tests for use at licensed dressage competitions in the United States. The FEI is responsible for issuing tests for international competitions. Tests cannot be modified or simplified without the approval of the USDF and the Federation Dressage Sport Committee, or the Bureau of the FEI (for FEI tests), respectively. Only current test sheets are permitted in either printed or electronic (paperless) format; however, the format of electronic scoresheets may be changed as long as they contain all the same information as the official USEF/USDF and FEI test sheets.
2. Objectives, purpose, and standards of Federation levels of competition.

INTRODUCTORY LEVEL. To introduce the rider and/or horse to the sport of dressage, confirming that they are beginning to develop an understanding of correct dressage basics. The horse should be ridden freely forward in a steady tempo and clear rhythm, accepting contact with the bit. An understanding of test accuracy and geometry should be demonstrated.

TRAINING LEVEL. To confirm that the horse demonstrates correct basics, by showing suppleness both laterally and longitudinally, moving freely forward in a clear rhythm with a steady tempo, and readily accepting contact with the bit. Correct geometry and lines of travel should be shown.

FIRST LEVEL. To confirm that the horse demonstrates correct basics, and in addition to the requirements of Training Level, has developed improved balance, lateral suppleness and throughness, as well as the thrust to perform lengthenings of stride. The horse should be on the bit.

SECOND LEVEL. To confirm that the horse demonstrates correct basics, and now begins to accept more weight on the hindquarters as the collected and medium gaits develop. A greater degree of straightness, suppleness, throughness, and balance are required to perform the movements with ease and self-carriage.

THIRD LEVEL. To confirm that the horse demonstrates correct basics while maintaining consistent uphill balance and self-carriage. Increased engagement facilitates clear differences in collected, medium, and extended gaits with well-defined, balanced transitions. Movements should be accomplished with harmony and ease due to the increased balance and collection. The horse must demonstrate a greater degree of throughness, suppleness, straightness, and bending.

FOURTH LEVEL. To confirm that the horse demonstrates correct basics, and has developed sufficient throughness, suppleness, balance, and impulsion to perform with ease the exercises at this medium level of difficulty. The horse has established consistent self-carriage and lightness through improved connection, engagement, and collection. The movements and transitions are performed with greater straightness, impulsion, and cadence.

Objectives of the FEI levels of competition. (These tests are used worldwide.)

PRIX ST. GEORGES. Test of medium standard. This test represents the medium stage of training. It

comprises exercises to show the horse's Submission (Willing Cooperation) to all the demands of the execution of classical equitation and a standard of physical and mental balance and development, which will enable it to carry them out with harmony, lightness, and ease.

INTERMEDIATE I. Test of relatively advanced standard. The object of this test is to lead horses on, progressively and without harm to their organism, from the correct execution of Prix St. Georges to the more demanding exercises of Intermediate A and B.

INTERMEDIATE A AND B. Tests of advanced standard referred to by the FEI as the "Medium Tour". The purpose of these tests is to make the step from the small tour (Prix St. Georges and Intermediate I) to big tour (Grand Prix tests) easier; to assist the progressive development of horses to Grand Prix; and, to emphasize correct training and execution of the piaffe in preparation for the Grand Prix.

INTERMEDIATE II. Test of advanced standard. The object of this test is to prepare the horses for the Grand Prix.

GRAND PRIX. Test of the highest standard. The Grand Prix is a competition of the highest level, which brings out the horse's perfect lightness, characterized by the total absence of resistance and the complete development of collection and impulsion, and includes all the school paces and all the fundamental movements.

GRAND PRIX SPECIAL. Test of the same standard as Grand Prix. This is a competition of the same level as Grand Prix where especially the transitions are a matter of great importance.

THE FREESTYLE TEST. This is a competition of artistic equitation to music. It includes all the required movements and gaits of the standard tests of the same level. The competitor is, however, absolutely free in the form and manner of the presentation they choose within a fixed time. The test should clearly show the unity between rider and horse as well as harmony in all the movements and transitions.

3. In addition to Federation, FEI and USDF tests, Dressage competitions may use other tests but these must be included in the prize list sent to all exhibitors. Eventing Dressage tests may be offered if clearly indicated in the prize list. All dressage classes (including Academy, Eventing or any other Dressage classes), whether or not the tests are issued by the Federation, FEI, or USDF, must be conducted under Federation or FEI (if applicable) rules, and are Federation recognized classes. Only dressage tests or classes requiring any of the three gaits defined by the FEI as walk, trot and canter may be ridden in Federation licensed Dressage competitions. Unrecognized classes or divisions (including dressage and non-dressage classes) are not permitted to be held at a licensed Dressage Competition. See GR114.1 and GR301.1.
4. Tests for Para Equestrians may be ridden only in classes, including Test of Choice classes, that are limited to Para Equestrians. Young Horse tests may be ridden only in classes, including Test of Choice classes, that are limited to Young Horses. Freestyle tests may be ridden only in classes, including Test of Choice classes, that are limited to Freestyles. Quadrille and Pas de Deux tests cannot be ridden in Freestyle Test of Choice classes. Quadrilles and Pas de Deux rides may be ridden only in classes, including Test of Choice classes that are limited to Quadrilles and Pas de Deux rides.
5. Except for a Prix Caprilli Dressage test, Dressage Competitions cannot hold classes or tests that include jumping.

DR119 Participation in Dressage Competitions

1. Dressage classes are open to riders on horses, mules and/or ponies of any origin, except that ponies or mules may not be ridden in USEF High Performance National Championships and USEF High Performance qualifying and selection trials. Mules and/or ponies are also ineligible to compete in (1) any other classes designated as qualifying or selection classes for international or international high performance competition (except championships for FEI Pony Riders), and (2) championships where such participation is prohibited in the championship selection procedures. Dressage Competitions and classes may be limited to ponies of any breed or origin. However, Dressage Competitions and open dressage divisions of other Federation licensed competitions may not offer breed-restricted tests or classes. In the Dressage Division, a horse is an animal over 148 cm without shoes, and 149 cm with shoes. A pony is an animal that does not exceed 148 cm without shoes, and 149 cm with shoes. Unless otherwise noted, the term "horse" in these rules denotes either a horse

or pony (see DR134). Stallions are permitted in all classes except Dressage Seat Equitation classes (see DR133.1k). Mares may not compete after their eighth month of pregnancy or within three months after foaling. Horses showing evidence of broken wind or complete loss of sight in either or both eyes are permitted to compete. Horses with complete loss of sight in both eyes may only participate in classes in which they are shown individually. No horse may be ridden more than once in any Dressage class (including separate divisions or sections of the same class). Horses in any under saddle class must be at least thirty-six months of age (from foaling date) at the time of competition. Horses competing in the following tests and levels must meet the following minimum age requirements per FEI rules: FEI Children/Pony/Junior and Fourth level tests: minimum six (6) years; Young Riders/Prix St. Georges/Intermediate I: minimum seven (7) years; tests above Intermediate I: minimum eight (8) years. Horses must be a minimum of six (6) years of age to compete in an FEI Para Dressage Class. The horse's age is to be counted from January 1 of the year of birth to January 1 of the current competition year.

- Horses may compete in no more than one Licensed Competition on the same day and are prohibited from competing in any non-licensed competition(s) held on the same day(s) as they compete in a Licensed Dressage Competition. Horses competing in Open dressage divisions or classes, which must be offered prior to any other classes, at a Regular or Local Competition are not permitted to participate or compete in other divisions or classes on the same day(s) and are subject to all DR Chapter rules from the time of their arrival. Horses are limited to a maximum of three Dressage rides per day at Fourth Level and below or two Dressage rides per day above Fourth Level. Horses competing at both Fourth Level and Prix St. Georges, or their equivalents, are limited to two Dressage rides per day. Horses competing in FEI Para Dressage tests are limited to a maximum of two Dressage rides per day including non-Para Dressage FEI, USEF, or USDF tests. FEI Para Dressage tests may be ridden at non-consecutive levels to USDF, USEF, and other FEI tests. Horses may enter no more than two consecutive levels, Freestyle levels included, at any one competition (refer to the following chart). FEI Medium Tour Freestyles are permitted only for horses competing at Intermediate A, Intermediate B, or Intermediate II levels. Dressage Seat Equitation, Quadrille, Pas de Deux and Materiale classes are excluded from the maximum limit of rides per day and horses in these classes may compete at any level for which they are otherwise eligible during the same competition.

Intro									
Tr.	Tr.								
	1st	1st							
		2nd	2nd						
			3rd	3rd					
				4th	4th				
					PSG & Devel PSG	PSG & Devel PSG			
						Int I	Int I		
							Int A&B	Int A&B	
								Int II & Devel GP	Int II & Devel GP
									GP

All FEI Pony Rider and FEI Childrens Tests are equivalent to Second Level.

All FEI Junior Rider Tests are equivalent to Third Level.

All FEI Young Rider Tests are equivalent to PSG.

The USEF Brentina Cup (Young Adult) Test and FEI Grand Prix 16-25 Test are equivalent to Intermediaire II and the Developing Grand Prix.

The USEF Four-Year-Old Test is equivalent to First Level.

The FEI Four-Year-Old Test is equivalent to First Level.

The FEI Five-Year-Old Tests are equivalent to Second Level

The FEI Six-Year-Old Tests are equivalent to Third Level.

The FEI Seven-Year-Old Tests are equivalent to Fourth Level.

The equivalency chart does not apply to FEI Para Dressage tests.

Cross entry in Eventing tests and other Dressage tests is permitted as listed below:

Eventing Beginner Novice and Novice tests are equivalent to Training Level.

Eventing Training Level, Modified Level, and Preliminary Level tests are equivalent to First Level.

Eventing Intermediate Level tests are equivalent to Second Level.

Eventing Advanced Level tests are equivalent to Third Level.

Except for Young Horse tests, all dressage tests listed above shall be considered equivalent to the highest test of the level (e.g. the FEI Pony Rider Team Test is considered equivalent to Second Level Test 3).

3. For purposes of competition in the Dressage Division: Individuals are eligible as Juniors until the end of the calendar year in which they reach the age of 18. Individuals are eligible as Young Riders from the beginning of the calendar year in which they reach the age of 16 until the end of the calendar year in which they reach the age of 21. Competitors shall compete as Adults from the beginning of the calendar year in which they reach the age of 22. Individuals possessing current amateur certification are only eligible as Adult Amateurs from the beginning of the calendar year in which they reach age 22.
4. For purposes of qualification for and participation in competitions conducted under FEI rules, age groups are as follows:
 - a. Young Riders: Same as in DR119.3;
 - b. Juniors: Individuals are eligible as Juniors from the beginning of the calendar year in which they reach the age of 14 until the end of the calendar year in which they reach the age of 18;
 - c. Pony Riders: Individuals are eligible as Pony Riders from the beginning of the calendar year in which they reach the age of 12 until the end of the calendar year in which they reach the age of 16;
 - d. Children: Individuals are eligible to participate in competitions and championships for Children from the beginning of the calendar year in which they reach the age of 12 until the end of the calendar year in which they reach the age of 14;
 - e. A person may compete as a U25 Rider from the beginning of the calendar year in which they reach the age of sixteen (16) until the end of the calendar year in which they reach the age of twenty five (25).
 - f. Seniors: Individuals are eligible as Seniors from the beginning of the calendar year in which they reach the age of 18.
5. Only with the permission of competition management may a horse/rider combination enter a class Hors de Concours. Such entries must pay the full entry fee but scores for these entries will not be published or recorded, nor shall they count towards any prizes, placings or year-end awards. Said permission must be granted prior to the start of the class(es) involved. Hors de Concours entries must follow all Federation General and Dressage Division rules that apply to other entries in the same class, except as described below. Having competed Hors de Concours at a competition, a horse is no longer eligible for further prizes, awards or placings at that competition except in situations of emergency substitutions of judges. Hors de Concours entries are not permitted in Federation/USDF Championship classes.
6. FEI Young Rider Tests are open only to Young Riders. FEI Junior Tests are open only to Juniors from the beginning of the calendar year in which they reach the age of 14 until the end of the calendar year in which they reach the age of 18. Ponies may not be ridden in FEI Young Rider or FEI Junior tests. FEI Pony Tests are open only to riders from the beginning of the calendar year in which they reach the age of 12 until the end of the calendar year in which they reach the age of 16. FEI Tests for Children are open only to riders from the beginning of the calendar year in which they reach the age of 12 until the end of the calendar year in which they reach the age of 14. Individuals who are eligible as Juniors and Young Riders may not enter both FEI Junior and FEI Young Rider tests on the same horse in the same competition; however, they may enter both Junior and Young Rider tests in the same competition on different horses.
7. The FEI Young Rider Freestyle test is open only to Young Riders.
8. Horses competing in the FEI Dressage Tests for 4-year-old horses and USEF Dressage Test for 4-year old horses must be four years old. Horses competing in the FEI Dressage Tests for 5-year-old horses must be

five years old. The FEI Dressage Tests for 5-year-old horses are comparable to Second Level. Horses competing in the FEI Dressage Tests for 6-year old horses must be six years old. The FEI Dressage Tests for 6-year-old horses are comparable to Third Level. Horses competing in the FEI Dressage Tests for 7 year old horses must be seven years old and the tests are comparable to Fourth Level. The horse's age is counted from January 1 of the year of birth to January 1 of the current competition year.

9. A Dressage competition manager or secretary may not serve as judge or compete at their own competition. However, a Dressage competition manager or secretary may ride Hors de Concours if they designate an assistant in charge while they are riding. This does not absolve the manager's or secretary's duties and responsibilities. A judge may not be an owner of any competing horse, except that horses may be shown Hors de Concours in classes where the owner is not officiating (see GR1304 and GR1039).
10. Minimum entry requirements for athletes of USA FEI sport nationality entering CDIs can be found in Annex B, which is posted on the USEF website. Athletes of foreign FEI sport nationality (other than USA) should refer to the rules of their National Federation for minimum CDI entry requirements.
11. Definitions for the USEF High Performance Program, USEF Development Dressage Program and USEF Emerging Program:
 - a. **USEF HIGH PERFORMANCE DRESSAGE PROGRAM:** The purpose of this classification is to develop and implement the USOPC Strategic High Performance Plan (HPP) with the goal of selecting athletes and/or teams and maximizing the performance of these athletes and/or teams at Olympic, Pan American and World Championship competition and other designated international events. The USEF High Performance (HP) Dressage Program includes the USEF High Performance Dressage National Championships at the Intermediaire I and Grand Prix Levels, as well as qualifying and selection trials for those events. Published qualifying criteria for these championships take precedence over other published rules.
 - b. **USEF DEVELOPMENT DRESSAGE PROGRAM:** The purpose of this classification is to identify and recognize developing athlete and equine talent for the discipline of dressage. The USEF Development Dressage Program includes the USEF Grand Prix Dressage National Championship, USEF Intermediaire I Dressage National Championship, USEF Young Adult National Dressage Championship, and the USEF Developing Horse National Dressage Championships. These Championships and classes designated as qualifying for these Championships are not considered High Performance and therefore are not subject to rules applicable to High Performance classes unless otherwise specifically stated in the qualifying or selection procedures for these Championships. Published qualifying criteria for these championships take precedent over other published rules.
 - c. **USEF EMERGING DRESSAGE PROGRAM:**

The purpose of this classification is to identify and recognize emerging athlete and equine talent for the discipline of dressage. The USEF Emerging Dressage Program includes the USEF Young Horse Dressage National Championships, USEF Pony Rider Dressage National Championship, USEF Children Dressage National Championship, USEF Junior Dressage National Championship, and USEF Young Rider Dressage National Championship. These Championships and classes designated as qualifying for these Championships are not considered High Performance or Development programs and therefore are not subject to rules applicable to these classes unless otherwise specifically stated in the qualifying or selection procedures for these Championships. Published qualifying criteria for these championships take precedence over other published rules.
12. Riders with a diagnosed permanent disability who require the use of compensatory aids or adaptive equipment must hold a Federation Dispensation/Classification Certificate indicating their International (FEI) or their National (Federation) classification status. A copy of an athlete's Dispensation/Classification Certificate listing all of their allowed compensating aids and adaptive equipment must be included with the rider's entry, with a copy then attached to each of their Dressage sheets for the Judge's reference. A copy must remain with the entry records for review by the Technical Delegate.
13. Athletes in FEI Para Dressage tests must have a current Federation Dispensation/Classification Certificate which indicates their Classification status to be eligible to participate.
14. Riders who do not submit a current Federation Dispensation/Classification Certificate or a Federation Presidential Modification letter to the competition secretary cannot compete with any modifications, compensatory aids, or dispensations to the rules in DR Chapter 1. Federation affidavits cannot be used to

compete with modifications or compensatory aids when either the Federation Dispensation/Classification Certificate or Presidential Modification is not available.

DR120 Dress

1. Dress. The Dress Code provisions of this section apply to all classes and levels, including Championships, at USEF Licensed-USDF recognized dressage competitions. FEI Dress rules apply only to FEI recognized dressage events (CDIs).

1.1 Protective Headgear. Protective headgear in compliance with the accepted testing standards published on the Federation's website. Protective headgear must carry the applicable quality testing tag and/or label. See GR801. From the time horses are officially admitted to the competition grounds by competition management, anyone mounted on a horse at any time on the competition grounds, including non-competing riders, riders on non-competing horses, mounted participants in exhibition classes, and those competing in all classes and tests, including Para Dressage tests, must wear protective headgear as defined by this rule and otherwise in compliance with GR801. The harness must be secured and properly fitted. Any rider violating this rule at any time must immediately be prohibited from further riding until the headgear is properly in place. Protective headgear may be the same as or a coordinating color with the coat, and may include contrast coloring, accent, and crystal decoration. See DR136 for dress code rules for exhibitions.

1.2 Coats and Jackets. A short riding jacket or cutaway coat (modified tailcoat) with short tails is permitted at any level of competition. A tailcoat is permitted in all classes above Fourth level, in the FEI test for 7-year old horses and in tests for FEI Juniors. Any single color jacket or tailcoat is permitted and may have subtle pin striping, checks or tweeds. Striped or multi-colored jackets or coats are not permitted. The color of stretch and/or breathable panel(s) in a jacket may be black or the same color as the garment fabric. Tasteful and discreet accents, such as a collar of a different hue, modest piping, or crystal decorations, are acceptable. Only riders competing in Level 1 dressage competitions or in Opportunity classes are not required to wear a riding jacket or coat.

1.3 Vests. Vests of any type are permitted but not required. Vests, including cooling vests, may be worn underneath or outside a riding jacket or when jackets are waived.

1.3.1. Per GR801, a body protecting or inflatable vest, specifically designed for use in equestrian sport, may be worn in any division or class without penalty from the judge.

1.3.2. When the only warm-up available is open to all horses and riders, riders with safety concerns are encouraged to wear an orange vest.

1.4 Breeches and Jodhpurs. White, light or dark colored breeches or jodhpurs are permitted in competition. Bright colors or patterns are not permitted. Contrast piping is allowed.

1.5 Shirts and Neckwear. Shirts with tie, choker, stock tie, or integrated stand-up collar are required. Ties, chokers, or stock ties may be any color. If jackets or coats are not worn per DR 120.1.2 and DR 120.2.1, shirts may be any color, must have sleeves and a collar, and separate removable neckwear is prohibited. (See DR120.3 Logos).

1.6 Boots & Half Chaps. For tests or classes at Fourth level or below, riders may wear tall boots or paddock/jodhpur boots with half-chaps or garters, matching the color of their boots, and made of smooth leather or leather-like material. Tall English-style riding boots, including dress or field boots or variations thereof, are required above Fourth Level. Boots of coordinating color(s), with or without accents, are permitted. Boots/shoes worn while riding anywhere on the competition grounds must have a distinguishable heel. (GR 801.9)

1.7 Gloves. White or light colored gloves are recommended and any solid color is permitted at Fourth Level and below. Gloves are required in FEI tests or levels and must be white, off white or same color as the coat.

1.8 Military. Current and retired members of the Armed Services and police units may ride in the uniform of their service. All riders who choose to wear Armed Services or police uniform must wear protective headgear as defined in DR120.1.1 and in compliance with GR801. Members of the Armed Services or police units may wear summer uniforms if jackets are waived.

1.9 Pas de Deux and Quadrille Attire. Riders in Pas de Deux and Quadrille classes are exempt from the dress code requirements of DR120.1.2, 1.4, 1.5, and 1.7. However, headgear and boots as required in DR120.1.1 and 1.6 must be worn. Riders must follow the dress requirements outlined in the USDF Rules and Guidelines for Quadrille Competitions and for Pas de Deux.

2. Weather Conditions. In locations with high average heat and humidity on the date of a competition, competition management may publish in its prize list that jackets will be waived for the duration of the competition. Alternatively, management may announce prior to or during a competition that competitors may show without jackets when extreme heat and/or humidity is forecasted. Also, when very cold weather conditions are forecasted on the date of a competition, competition management may publish in its prize list that windbreakers or parkas may be worn, rather than riding jackets, for the duration of the competition. Alternatively, management may announce prior to or during a competition that competitors may wear windbreakers or parkas rather than riding jackets when very cold weather is forecasted. These waivers apply to national classes at a USEF licensed-USDF recognized dressage competition.

2.1 Competitors must wear protective headgear and shirt with sleeves and collar, without neckwear. T-shirts are not permitted.

2.2 Competitors are permitted to wear a hat cover and a rain coat, with or without a riding jacket, in inclement weather.

3. Sponsor logo and Non-Sponsor Logo or Brand Marks. When sponsorship is permitted in accordance with GR1306, the name and/or logo of the individual's sponsor(s) may appear on each of the two sides of jackets and top garments at the height of breast pockets not exceeding 80 cm² in size. Logos described under DR121 are also permitted. No other sponsor logos are permitted on any garments (including jackets or coats, vests, shirts, or stock ties).

3.1 Dress may include non-sponsor logos or brand marks of any size. Refer to GR1306.

3.2 The name and/or logo of an individual's sponsor may also appear on the rider's protective headgear if permitted in accordance with GR1306 and DR121.1.b.

4. Spurs. Spurs must be made of metal. Only English-style spurs are permitted, as described below.

4.1 If spurs are worn, a separate spur must be worn on each boot. The shank must be either curved or straight pointing directly back from the center of the spur when on the rider's boot. If the shank is curved, the spurs must be worn only with the shank directed downwards. However, swan necked spurs are permitted.



The inside arm of the spur must be smooth and one or both arms may have rubber covers. If rowels are used, they must be blunt/smooth and free to rotate. Metal spurs with round hard plastic knobs (metal or plastic) on the shank are permitted ("Impuls" spur) and the knobs may rotate. "Dummy" spurs (without shank) are permitted. Armless spurs are permitted.

4.2 Spurs are optional during competition in all FEI Tests.

4.3 The maximum length for spurs in all classes except the FEI Children tests and the FEI Pony tests is 5.08cm (2 inches) including rowels. Only blunt metal spurs (i.e., with no rowels) no longer than 3.5cm are permitted for FEI Pony Rider tests and FEI tests for Children. Spur length is measured from the base to the end of the shank.

4.4 Offset spurs without rowel are permitted for riders having an appropriate Federation Dispensation/Classification Certificate.

5. Electronic Communication Devices. The use of earphones and/or other electronic communication devices is strictly prohibited while competing and such usage is penalized by elimination. There is no penalty for having cell phones or other electronic devices worn or carried in clothing while competing as long as they are not in use. Electronic devices that transmit and/or receive information may be used in the stabling area and in warm up areas. The unsafe use of electronic devices, as determined by the competition Technical Delegate in their sole discretion, including cell phones, with or without earphones/buds, while mounted is prohibited in all areas designated for schooling and exercise, and while lungeing horses on competition grounds. Exception: medical devices, such as hearing aids are allowed to be used for the medical condition for which they are prescribed.

5.1 Electronic devices are permitted for Para Dressage riders if stated on their Federation Dispensation/Classification Certificate.

6. Federation Dispensation/Classification Certificates. Individuals holding Federation Dispensation/Classification Certificates may be allowed exceptions. See DR307. All exceptions to required dress must be listed on the rider's Federation Dispensation/Classification Certificate.

7. Back braces, wrist braces, and similar protective wraps that are designed to be worn for therapeutic or protective purposes while riding or unmounted may be worn underneath or outside of clothing in competition or schooling. Body bands, straps, positional devices, and other devices designed to aid rider position are not permitted in competition or schooling.

BOD 06/17/24 Effective 12/01/24

DR121 Saddlery and Equipment

The provisions of DR121 apply to both competing and non-competing dressage horses from the time horses are admitted to the grounds, which are designated for the Dressage Competition. The responsibility for the correct attire and equipment rests with the competitor.

All saddlery and equipment must be attached, worn, and used in a conventional manner.

1. Saddle. An English type saddle, with or without a tree, with flaps, stirrups and a girth is compulsory for all tests and classes other than FEI tests. For FEI tests it is compulsory to use a well-fitting dressage saddle that is close to the horse with long, near-vertical flaps and stirrups (except for FEI Para Dressage tests) and a girth. The use of a saddle with a horn, swell, gallerie, or open gullet, or the use of an original or modified Australian, Baroque, Endurance, McClellan, Spanish, Stock, or Western saddle is prohibited. See DR308.4 for Para Dressage requirements.
 - a. Stirrups. English-style stirrups without attachments or safety stirrups shall be used. Safety stirrups must have closed branches of metal or other breakaway material or mechanism. The foot must not be fully or partially enclosed and must in no way be attached to the stirrups (for example with magnets); however, a safety stirrup may have a magnetic mechanism that closes the breakaway branch. The stirrup leathers must hang freely from their anchor point without additional attachments to the saddle or girth.
 - b. Saddle pads. Saddle pads are optional and when used must be white or of conservative color. Contrast trim and piping are permitted. Striped or multi-colored pads are not permitted. Glitter or reflective pads are not permitted, although pads may have crystals or reflective materials on borders. Brand marks or non-sponsor logos not exceeding fifty square centimeters (50cm²), which is approximately 7.75 sq. inches, are permitted. While in the competition ring and during awards ceremonies, a logo, monogram or name may appear on either or both sides of a saddle pad. Logos shall not exceed 200 sq. cm (26.632 sq.

inches) in size. Only the following logos or names are permitted: a breed logo for horses registered with that breed; a national flag for citizens of that country; Federation or USDF names/logos. Professionals of any age may have a business or product name/logo of their official sponsor. Amateurs shall not have a business or product name/logo displayed unless they own the business. Competition award pads and stable name pads are permitted. No other advertisement or publicity is permitted on saddle pads or horses, except as noted in DR121.8 fly hoods.

- c. Seat covers. Seat covers are, under penalty of elimination, strictly prohibited. However, saddle covers are permitted in inclement weather.
- d. Safety strap. For purposes of rider safety, a short strap in front of the pommel may be attached to the D-rings or to the stirrup bars.

2. Bits

Only those bits listed in Figure 121.1, Figure 121.3, Figure 121.4, and Annex A are permitted. Bits must be used in a conventional manner and attached only as illustrated in the diagrams. **Bits must be attached to the bridle only as intended by design, in accordance with the manufacturer's guidelines.** The type of bit should not vary from those pictured below except where specified. All bits must be smooth with a solid surface. Twisted bits, bits with "bumps", bits with uncovered wire or cable, and bits that place mechanical restraint upon the tongue are prohibited. Joints that could trap or pinch the oral tissues are not permitted.

a. Snaffle bits

A snaffle is a non-leverage bit with the rein attached at the level of the mouthpiece. The rein and cheekpiece attach to the same ring and can rotate freely around that ring. Exception: hanging cheek snaffles.

1. A snaffle bit may be a combination of any mouthpiece and any cheekpiece pictured in Figure 121.1 and should be attached only as shown.
2. The mouthpiece of a snaffle bit must be made of metal, flexible rubber, or synthetic material. A metal mouthpiece may have a covering of rubber or plastic (in manufactured state), but the bit cannot be modified by adding latex or other material. Leather or leather covered bits are prohibited. The contours of the bit must conform to those of the bits pictured in Figure 121.1. When joint(s) are present in the mouthpiece, they may lock.
3. The snaffle mouthpiece must have a minimum diameter of 10 mm where it meets the rings or cheeks. Snaffles used in Young Horse and Children's classes must have a minimum diameter of 12 mm. Exception: for ponies, the diameter may be less than 10 mm for riders of any age.
4. A snaffle bit may be unjointed, single-jointed, or double-jointed. Single or double jointed snaffles may be used with upper or lower cheeks, full cheeks or Fulmer cheeks. Loose rings may have a narrow sleeve fitted around part of the ring. The center link in a double-jointed snaffle must be smooth and curved on all surfaces as in a lozenge-shaped link. It may not have the effect of a tongue plate. Dr. Bristol and French link bits are not allowed. The center joint or link may be tilted in a different orientation from the mouthpiece and may have a bushing, barrel, coupling, or ball joints. The surface of the center piece must be solid or have only one rolling part in the center of the mouthpiece, as pictured in Figure 121.1.
5. The mouthpiece of a jointed or unjointed snaffle may be shaped to allow tongue relief. The maximum height of the deviation is 30 mm from the lowest part of tongue side to the highest part of the deviation. The widest part of the deviation must be where the mouthpiece contacts the tongue and must have a minimum width of 30 mm (Figure 121.2). Ported snaffles that do not meet these specifications are prohibited.
6. The upper cheek of a hanging cheek (baucher) snaffle (measured from the top of the mouthpiece to the top of the upper cheek) may not exceed seven centimeters.

SNAFFLE BITS

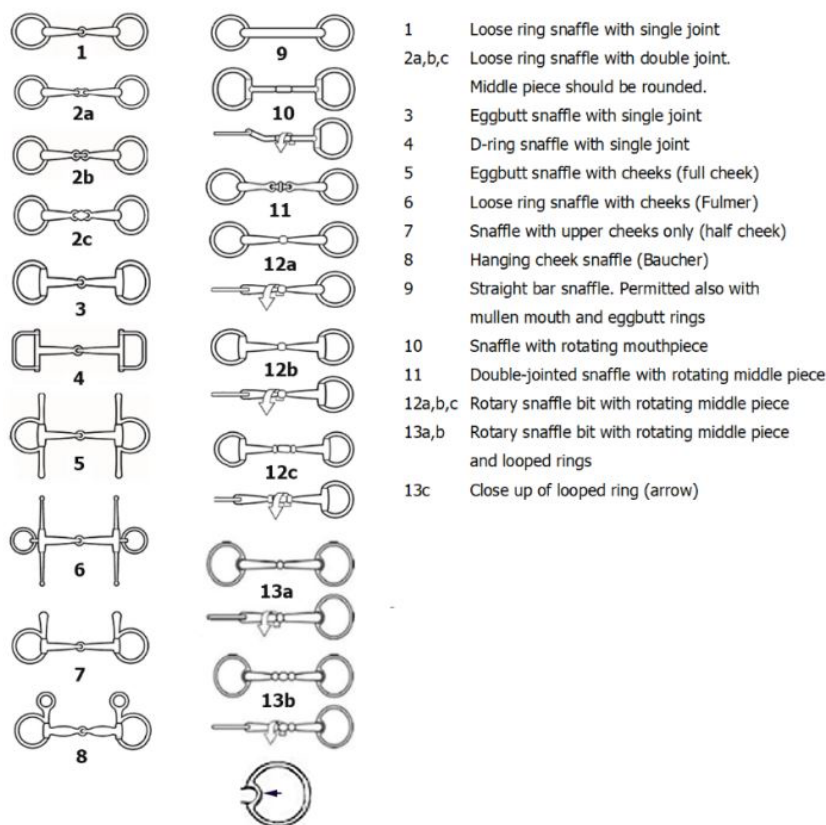


Figure 121.1: Permitted snaffle bits. The snaffles pictured and described here are permitted at any level (national and FEI) in which it is permitted to use a snaffle. However, keepers are only permitted in national level tests for full cheek, half cheek, and fulmer snaffles pictured above (bits numbered 5, 6 and 7) See also Annex A posted on the Federation website for additional information on permitted and prohibited snaffle bits.

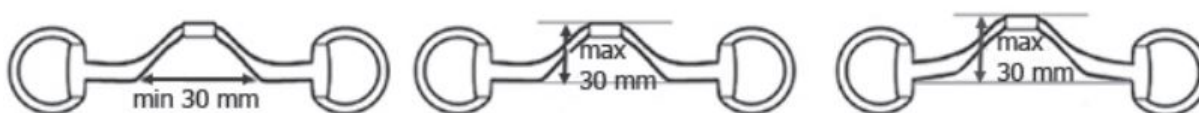


Figure 121.2: Measurement of tongue relief for a snaffle bit. The widest part of the deviation must be where the mouthpiece contacts the tongue and must have a minimum width of 30 mm (left). The maximum height of the deviation is 30mm from the lowest part of tongue side to the highest part of the deviation (center and right).

b. Bridoon bits

A bridoon is defined as a snaffle bit used together with a curb bit to form a double bridle. A bridoon is a non-leverage bit with the rein attached at the level of the mouthpiece. The rein and cheekpiece attach to the same ring and can rotate freely around that ring. Any of the bridoon mouth pieces shown in Figure 121.3 may be combined with a loose ring or eggbutt ring. However, D rings, full cheeks, half cheeks and hanging cheeks are prohibited on bridoon bits.

1. A bridoon bit must be made of metal or durable plastic, flexible rubber or synthetic material and may be covered with rubber (in manufactured state).
2. The bridoon mouthpiece must have a minimum diameter of 10 mm where it meets the rings.
3. The mouthpiece of a bridoon must have one or two joints and conform to Figure 121.3. In a double-jointed bridoon the center link must be smooth and curved on all surfaces as in a lozenge-shaped link. It should not have the effect of a tongue plate. Dr. Bristol, French link, and D-ring bridoons are not allowed. A bushing, barrel, coupling, or ball joint is permitted as the center link in a double-jointed bridoon. Only one rolling part is permitted and when present the rolling part must be in the center of the mouthpiece as pictured in Figure 121.3. The center link may be tilted in a different orientation from the mouthpiece. Bridoons in which the joints of the center link can lock and have the effect of a mullen-mouth snaffle, are prohibited.

BRIDOON BITS

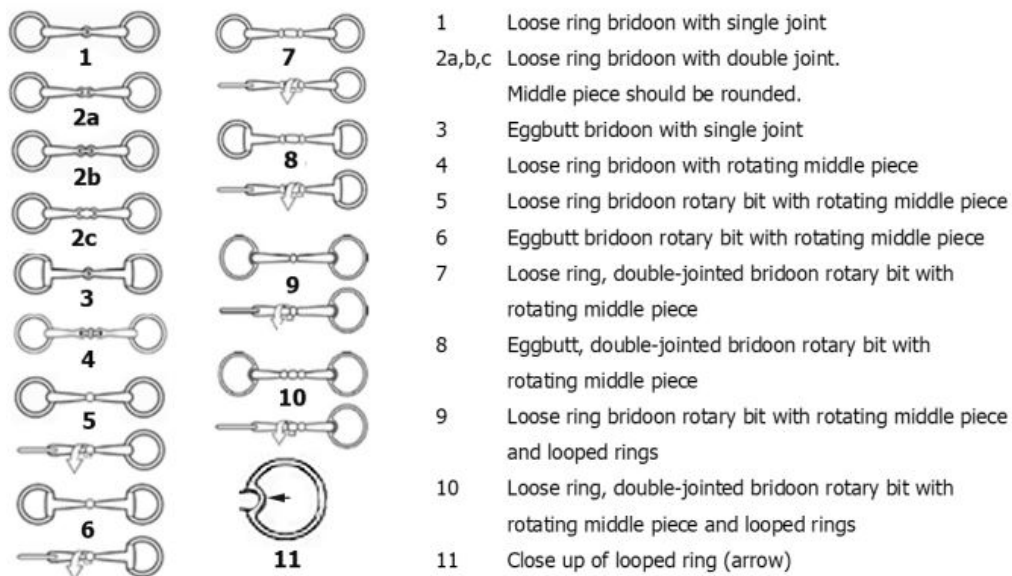


Figure 121.3: Permitted bridoon bits. Bridoon bits are used in combination with a curb bit to form a double bridle which is permitted only at Third Level and above. See also Annex A posted on the Federation website for additional information on permitted and prohibited bits.

c. Curb Bits

A curb bit is an unjointed leverage bit used together with a bridoon in a double bridle. It must conform to Figure 121.4.

1. A curb bit must be made of metal or durable plastic, flexible rubber or synthetic material and may be covered with rubber (in manufactured state).
2. The curb mouthpiece must have a minimum diameter of 12 mm where it meets the cheeks.
3. A curb mouthpiece has no moveable pieces or joints but it may be shaped to allow tongue relief.
4. Leverage is achieved by having cheeks extend above and below the mouthpiece to which the cheek piece and the rein, respectively, are attached. Bits in which the mouthpiece attaches to the same ring as either the cheek piece or the rein are not permitted as curb bits. The cheeks may be straight or S-shaped.
5. The mouthpiece may be attached rigidly to the cheeks, may rotate, or slide vertically relative to the cheeks. The lever arm of the curb bit, determined by the length of the cheek below the mouthpiece, shall be no more than 10 cm (3.9 inches). The upper cheek must not exceed five centimeters.

The method of correct measurement of the upper and lower cheeks is shown in Figure 121.5.

CURB BITS

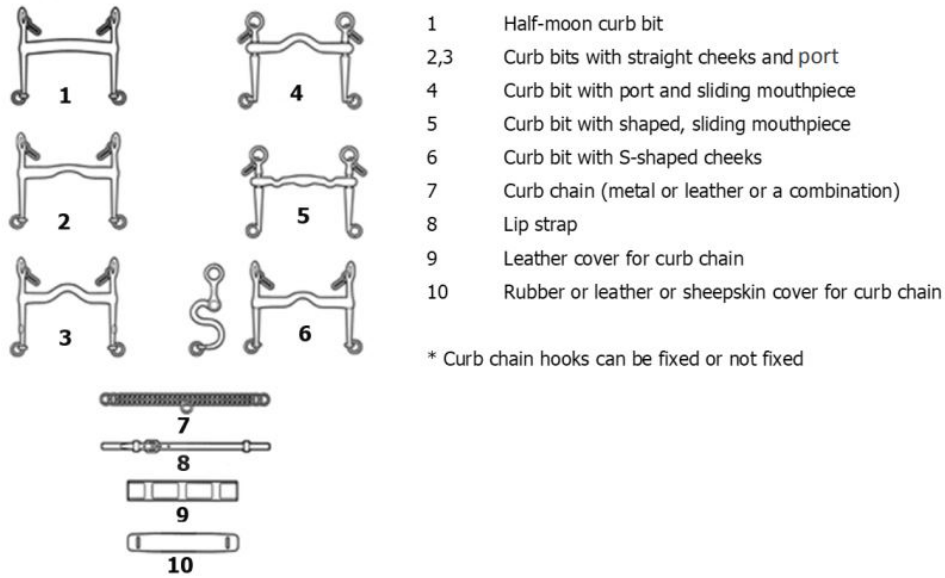


Figure 121.4: Permitted curb bits. Curb bits are used in combination with a bridoon bit to form a double bridle which is permitted only at Third Level and above. See also Annex A posted on the Federation website for additional information on permitted and prohibited bits.

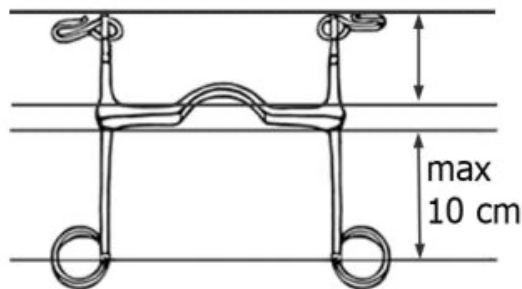


Figure 121.5: Measurement of lengths of the cheeks of a curb bit. The lower cheek, which acts as the lever arm, must not exceed 10 cm in length measured from the underside of the mouthpiece. If the curb has a sliding mouthpiece, the length of the lower cheek is measured with the mouthpiece in its uppermost position. The upper cheek must not exceed the length of the lower cheek measured from the upper side of the mouthpiece to the top of the ring to which the cheek piece attaches as shown in the diagram. If the curb has a sliding mouthpiece, the length of the upper cheek is measured with the mouthpiece in its lowest position.

3. Bridle.

Permitted bridles and bits must be used in a conventional manner.

The headstall (except browband) and noseband must be made of leather or leather-like material except the buckles, wear tabs on cheek pieces and reins, and a small disk of sheepskin used at the intersection of the two leather straps of a crossed noseband. Nylon or other non-metallic material may be used to reinforce leather in the crownpiece but must not come in direct contact with the horse. Elastic inserts are permitted only in the crownpiece and cheekpieces. Bit snaps, buckles, or hooks/studs to attach cheekpieces to the bit are permitted.

- a. Crownpiece. The crownpiece of the bridle must lie immediately behind the poll and may extend forward onto the poll, but it may not be fitted to lie on the vertebrae behind the skull (Figure 121.6). The

crownpiece may be padded and it may have elastic inserts. Any padding must be smooth and continuous across the poll while on the horse, and rectangular or in the same shape as the crownpiece. Padding may extend no more than 1.5 centimeters beyond the dimensions for the crownpiece as indicated in Figure 121.6. The only material contacting the horse's head must be the leather, leather-like material, or elastic, of the crownpiece or the additional padding material. Any piece of tack or equipment that impairs the ears to move freely is not permitted.

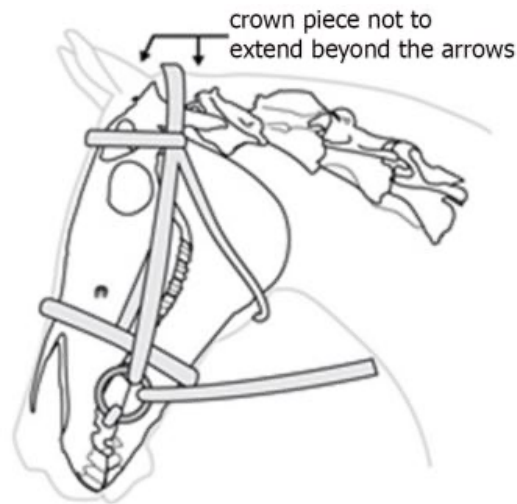
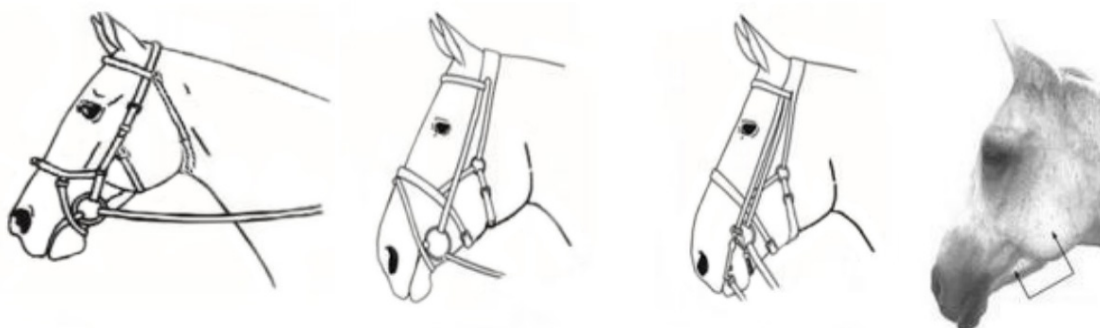


Figure 121.6: Position of crownpiece behind the poll. Arrows show the acceptable limits for the width of the crownpiece.

- b. Browband. A browband is required and, except for the parts that attach to the crownpiece or headstall, is not required to be made of leather or leather-like material. At any level of competition, a browband may be multicolored and may be decorated with metal, beads, gemstones and crystals.
- c. Throat latch. A throat latch is required and may be stitched or attached to the crownpiece or browband with a ring, snap, or buckle. A jowl strap can be used in addition to a traditional throat latch. The jowl strap must be fitted around or immediately below the horse's jowl (Figure 121.7). Nosebands with one or two lower (chin) straps must also have a throat latch, as described above. Exception: Micklem Bridle. The back strap (or chin strap) of a noseband cannot also be considered a jowl strap.



Jowl Strap with throatlatch

Combined noseband (no throatlatch) with snaffle bridle(left) and double bridle (right)

Jowl strap not to fit outside the arrows

Figure 121.7: Bridle with jowl strap and throat latch (left). Bit snaps may not be used with this bridle. Combined noseband (no throatlatch) permitted for use in at any level (including USEF High Performance classes) and in warm-up with either a snaffle (middle left) or double bridle (middle right) as appropriate for the level. When used

as a double bridle, the lower strap of the noseband (flash attachment pictured with the snaffle on left), is prohibited. Limits for placement of jowl strap (right).

- d. Noseband. A noseband is required and may be a regular cavesson or noseband with an adjustable back piece or chin strap, a dropped noseband, a flash noseband (combination of a cavesson and an attached dropped noseband), or a Mexican (figure-8, crossed) noseband (Figure 121.8) except as prohibited in some competitions (see DR121.3.j) A double bridle must be used with a cavesson with or without an adjustable back piece or chin strap.

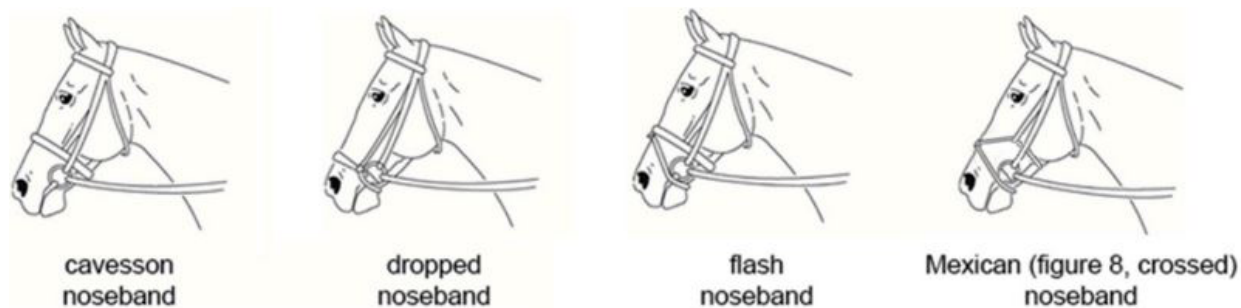


Figure 121.8: Permitted nosebands with a snaffle bridle, left to right: cavesson, drop, flash and Mexican. It is permissible to use the cavesson noseband with an adjustable back piece or chin strap.

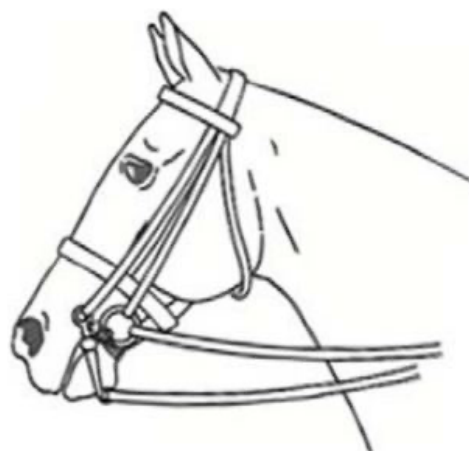


Figure 121.9: A cavesson is the only noseband permitted with a double bridle. A cavesson noseband with an adjustable back piece or chin strap is permitted.

1. The noseband itself may be padded and/or used with a chin pad. Decorations are permitted but must be attached only to the outer surface of the noseband; nothing may protrude through or be close to the inner surface of the noseband.
2. Nosebands shall not be adjusted so tightly that it causes skin irritation. It must be possible to insert two fingers under the noseband on the side of the face below the cheekbone. During a tack check, noseband tightness must be checked at the location shown in Figure 121.10 and not on the bony area of the cheekbone or bridge of the nose.

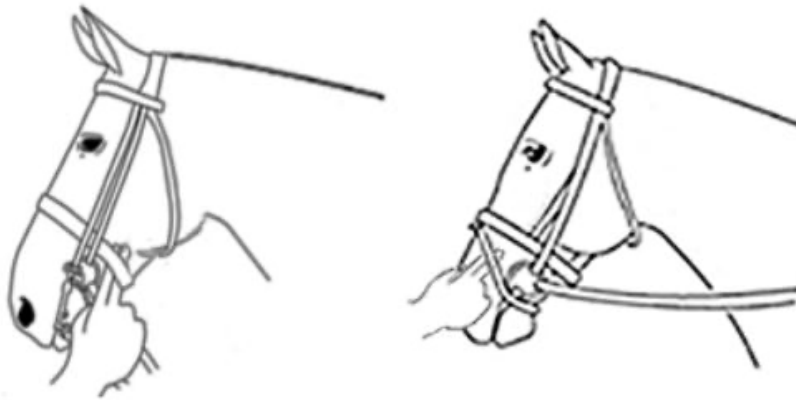


Figure 121.10: Measurement of noseband tightness. Cavesson tightness is measured on the side of the face below the cheekbone (left). Flash noseband tightness is measured to the side of the nasal bones.

- e. Reins. A rein is a continuous, uninterrupted strap or line connecting the bit to the hand. Each bit must be attached to a separate rein and reins may only be attached to bits. Rein additions or attachments are prohibited. Snaps that attach reins to the bit are permitted.
Reins may be made of leather, leather-like material, or webbing. The material may be rubberized or have a rubber covering and rein stops may be present. The reins must not be made of rope or rope-like material.
- f. Curb chain. The curb “chain” can be made of metal, leather, or a combination (Figure 121.4). A rubber, leather, or sheepskin cover for a curb chain is optional. The curb chain may never be so tightly fixed as to harm the horse. Curb chain hooks are required and can be fixed or not fixed.
- g. Lip strap. A lip strap is optional.
- h. Snaffle bridle. A snaffle bridle has a snaffle bit attached to a single rein. A cavesson noseband with an adjustable back piece or chin strap, dropped, flash, or crossed noseband is permitted when a snaffle bridle is used in warmup or competition, except as prohibited for some tests.
- i. Double bridle. A double bridle has bridoon and curb bits each attached to a separate rein. The curb bit must have a curb chain. A cavesson with or without an adjustable back piece or chin strap is required and is the only noseband permitted with a double bridle.
- j. Bridles allowed in Federation (national) competitions:
 1. For Tests at Second Level and below, FEI Tests for Children, and FEI Pony tests, a plain snaffle bridle is required in warm up and in competition.
 2. For Third and Fourth Level tests a snaffle bridle or double bridle are permitted in the warm up and in competition.
 3. For FEI tests ridden at national competitions, a snaffle bridle or double bridle may be used in competition and in the warm up, as described above in DR121.2.
 4. Qualifying and championship classes. Either a snaffle bridle or double bridle is permitted for USEF High Performance and USEF Young Adult qualifying classes held at national competition. A double bridle is required for USEF Grand Prix and Young Adult championship classes at the USEF Festival of Champions. Snaffle bridles are permitted for NAYC qualifying and championship classes, USEF Young Rider qualifying and championship classes, and USEF Junior qualifying and championship classes.
 5. Young horse classes. For the FEI Dressage Tests for 4, 5, and 6-year-old horses and the USEF Dressage Test for 4-year old horses, a snaffle bridle is required, as above (DR121.2.a). Either a snaffle or double bridle may be used in the FEI test for 7-year old horses. Snaffle bits used in FEI tests must conform to Figure 121.1 and Annex A. The crossed (figure-8, Mexican) noseband is prohibited for the FEI Dressage Tests for 4, 5, 6, and 7-year-old horses and the USEF test for 4-year old horses.
 6. Para Dressage athletes. Riders competing only in FEI Para Dressage tests may use either a snaffle bridle or double bridle. Riders competing in both FEI Para Dressage tests and USDF or USEF tests at

the same competition at second level and below, must use a plain snaffle bridle in all tests and warmup for those tests. When competing only at third level or above, a snaffle bridle or double bridle may be used in warm-up and in competition.

Figure 121.11

Bridles Allowed in Competitions Under Federation Rules

Note: These rules apply only to tests ridden under Federation (National) rules. When the same tests are ridden under FEI rules, the requirements may be different. See the current FEI Rules For Dressage.

Competition	Snaffle Bridle	Double Bridle
USEF training, first, and second levels	✓	✗
USEF third and fourth levels	✓	✓
USEF FEI tests	✓	✓
USEF High Performance Qualifiers	✓	✓
USEF High Performance Championships	✗	✓
USEF Young Adult National Championships Qualifiers	✗	✓
USEF Young Adult Championships	✗	✓
USEF Young Rider National Championships Qualifiers	✓	✓
USEF Young Rider National Championships	✓	✓
USEF Junior National Championship Qualifiers	✓	✓
USEF Junior National Championships	✓	✓
USEF Dressage Test for 4-year- old horses	✓	✗
FEI Dressage Test for 4-year -old horses	✓	✗
FEI Dressage Test for 5-year-old horses	✓	✗
FEI Dressage Test for 6-year-old horses	✓	✗
FEI Dressage Test for 7-year-old horses	✓	✓
FEI North American Youth Championship Qualifiers	✓	✓
FEI North American Youth Championships	✓	✓
FEI Tests for Children	✓	✗
FEI Tests for Ponies	✓	✗

4. Martingales. Martingales are, under penalty of elimination, prohibited in competition. In warm-up and other training areas, a running martingale may be used only with the rein of a snaffle bridle. Exception: running martingales are prohibited for horses entered in USEF High Performance qualifying and selection trials. A running martingale consists of a divided strap attached to the girth or breastplate at the front of the horse's chest and with the extension of each strap connected from the point of division only to the rein on the same side. The reins must slide freely through the rings. The rings may not be incorporated into a neck strap.
5. Gadgets such as bearing reins, side reins, running reins, balancing reins and auxiliary reins. In the warm up and in classes gadgets such as bearing reins, side reins, running reins and balancing reins, are, under penalty of elimination, strictly forbidden. See **DR121.20-21** for rules describing the use of side reins during lunging.
6. Breastplates and cruppers. A breastplate and/or crupper may be used. Exception: a breastplate is prohibited in USEF High Performance Championships, USEF High Performance Qualifying and Selection Trials.
7. Neck straps. Neck straps of any material are not permitted in the warm up or in competition.
8. Fly hoods. Fly hoods (ear covers) that do not cover the horse's eyes can be used to protect horses from insects. Fly hoods may not be attached to the noseband. They should be discreet in color and design, and may have a promotional or manufacturer's logo that is in compliance with DR121.1.b.
 - a. Fly hoods are permitted in the warm up and other training areas and for all classes.
 - b. Fly hoods may be noise-cancelling in manufactured state but cannot be used with earplugs.
 - c. If a tack inspection is performed after completion of the test, the rider or their representative is responsible for removing the fly hood and presenting it for inspection to the designated ring steward who will ensure that nothing prohibited has been added, such as ear plugs.
 - d. Blinkers or goggles (with clear or tinted full eye cups) that cover the horse's eyes but do not obstruct the horse's vision are permitted in the warmup but are prohibited in the competition arena. Fly masks are forbidden in warmup, training areas and competition.
 - e. Cooling caps (hoods) are prohibited in competition and warmup areas.
9. Ear plugs. Ear plugs and ear muffs are, under penalty of elimination, prohibited. Exception: Ear plugs are permitted at prize-giving ceremonies for horses competing at any level, including High Performance classes.
10. Body tape and body bands. The use of equine body tape (kinesiology tape) and resistive or elastically body bands are prohibited on the show grounds.
11. Boots and bandages. Boots and bandages without magnets are permitted in the warm up and other training areas. In competition the use of any kind of boots or bandages that contact the horse's legs on or above the hairline at the coronet or tail bandages are under penalty of elimination, prohibited. Exception: leg bandages are allowed in Pas de Deux and Quadrille classes.
12. Shoes. Shoes, with or without clips, complete cuffs or partial cuffs, that are attached with nails or glue or wraps are permitted. No part of the cuffs or wraps may extend onto or above the hair line at the coronet. Wraps are also permitted without shoes.
13. Nose net. A nose net may be used in the warm up and in competition provided the entry is accompanied by a signed letter from the horse's veterinarian. A copy of this letter must be attached to each test or class sheet. The letter must be written on the veterinarian's stationary and clearly state that the horse has been diagnosed with head shaking syndrome and the syndrome is improved with the use of a nose net. The letter must also state the brand of nose net to be used. The Federation's website has a list of nose net brands that are approved for dressage.
14. Nasal strips, bit guards, and tongue ties are, under penalty of elimination, prohibited during exercise or in competition.
15. Mane, tail and body. Braiding of the horse's mane and tail is permitted. False tails are permitted, but a false tail may not contain any metal parts, except hooks. Decoration of the horse with extravagant items, such as ribbons, flowers or glitter in the mane, tail, or on the body, including hooves, is prohibited. Exception: A red ribbon in a horse's tail is permitted to identify a horse that kicks. Only standard horse colors that occur

naturally on that horse may be added to affect the color of the mane, tail, or body. An existing wound or injury cannot be obscured.

16. Mouth. Any type of substance applied around the horse's mouth (i.e. marshmallow fluff or shaving cream) to imitate foaming is strictly prohibited under penalty of elimination.
17. Identification tags. One small identification tag, no larger than 1.5" diameter, may be attached to the horse's mane.
18. Whips. The length of the lash is included in measurements of the length of the whip.
For schooling the rider while mounted is permitted to carry one whip that is no longer than 120 cm (47.2 inches) or 100 cm (39.4 inches) for FEI Pony Riders. One whip no longer than 120 cm (47.2 inches) may be carried in all classes except, under penalty of elimination, USEF/USDF Championships, USEF National Dressage Championships, USEF High Performance Championships, and USEF High Performance qualifying and selection trials. Exception: Competitors riding side-saddle may carry a whip no longer than 120 cm (47.2 inches) in USEF/USDF Championships. One whip no longer than 120 cm (47.2 inches) may be carried in all qualifying classes (including NAYRC and NAJC) unless such use is otherwise prohibited by FEI or Federation rules or selection procedures for the classes. However, when a whip is permitted for FEI Pony Tests, the maximum length is 100 cm (39.4 inches). An adjustable-length whip may not be carried by a mounted rider. The use of one lungeing whip is permitted only when lungeing. There is no restriction on the length of whip permitted for working a horse in hand or on the lunge.
Rules regarding whip use at USEF High Performance qualifying and selection trials. The following rules (17.1 and 17.2) apply exclusively to use of a whip at USEF High Performance qualifying and selection trials:
 - a. Upon arrival on the showground, only the rider while riding, walking, leading or lungeing a horse (lunge whip allowed) is allowed to use a whip (maximum 120 cm) in connection with the training of the horse. The groom may also walk, lead and lunge a horse as above.
 - b. The whip must be dropped before entering the space around the competition arena or the rider will be penalized for an error (see DR122.5.j).
19. Numbers. All competitors must complete check-in at the show office and receive a show number, before schooling or riding on the show grounds. Failure to check in at the show office prior to schooling will result in the issuance of a Warning Card. Competition-assigned numbers, or the same number in a personal numbering format, must be worn and visible at all times when a horse is being hand-walked, exercised or ridden, under penalty of elimination.
20. Lungeing. Longeurs must use a single lunge line that goes directly to the hand of the longeur and attaches to a halter, a lungeing cavesson, or the snaffle bit of the bridle (either on the same side as the handler or across the head or under/around the chin to the snaffle ring on the opposite side from the handler). A double bridle may not be worn while lungeing.
21. Single direct side reins, which are affixed to the bit and to the girth, saddle, or surcingle on the side of the horse (not between the legs), or double sliding side reins (triangle reins) are permitted only when lungeing (mounted or unmounted). Double sliding side reins may be attached to the saddle, surcingle and/or girth as pictured in Figure 121.11.

Driving and long lining are prohibited.




Figure 121.12: Side reins permitted during lungeing. Left to right: single direct side rein, triangle rein attached between the legs, and triangle rein attached on the side of the chest.

22. Dispensation/Classification Certificates. Athletes holding a Federation Dispensation/Classification Certificate may use special saddlery and equipment as specifically listed on their Certificate. Refer to DR 307-308 for a list of compensating aids and saddlery permitted for Para Dressage athletes.

23. Kicking chains. Kicking chains may be worn only in the stall. They shall be attached around the pastern and the free portion of the chain shall not exceed 25 cm in length. Each chain must swing freely and not be attached so as to have the effect of hobbles.

DR122 Execution and Judging of Tests

1. Calling Tests. All Federation Tests may be called during the competition except, under penalty of elimination, at any Final or Championship Event at which time all tests must be ridden from memory. If test is announced, it is the responsibility of the competitor to arrange for a person to announce the test. Unless an exception is made by the judge, the announcing of the test must start with the first movement. Lateness and errors in announcing the ride will not relieve the rider from “error penalties”. Announcing the tests is limited to reading the movement as it is written once only. However, the repetition of reading of a movement is acceptable if there is reason to doubt that the rider heard the original call. Calling of these tests in a foreign language must receive prior consent of the show committee and the Ground Jury. A competition cannot require competitors to use callers employed by the competition management. All FEI Tests (including FEI Junior Tests), the USEF Test for Four-Year Old Horses, the USEF Developing Horse Prix St. Georges Test, the USEF Developing Horse Grand Prix Test and all Freestyle Rides must be ridden from memory. FEI Para Dressage tests must be ridden from memory unless an exemption is listed on the rider’s Dispensation/Classification Certificate. In all tests, all movements must follow the order laid down in the test.
2. Salute. At the salute riders must take the reins in one hand. All riders shall let one arm drop loosely along their body and then incline their head in a slight bow. The military salute is only permissible when riding in uniform.
3. Voice. The use of the voice or other intentional audio aids in any way whatsoever or clicking the tongue once or repeatedly is a serious fault involving the deduction of two marks from those that would otherwise have been awarded for the movement where this occurred. In movements with a coefficient, judges must deduct only one mark so that the final mark, after the coefficient is applied, is deducted by two versus four points.
4. See DR310 for specific rules for individuals holding a Federation Dispensation/Classification Certificate.
5. Errors.
 - a. When a competitor makes an “error of the course” or error of test/execution (takes the wrong turn, omits a movement, etc.) the President of the Jury warns them by sounding the bell. The President shows the competitor if necessary the point at which they must take up the test again and the next movement to be executed then leaves the competitor to continue by themselves. However, in some cases when, although the competitor makes an “error of the course” or error of test/execution, the sounding of the bell would unnecessarily impede the fluency of the performance for instance if the competitor makes a transition from medium trot to collected walk at V instead of at K or cantering up the center line from A makes a pirouette at D instead of at L it is up to the President to decide whether to sound the bell or not. However, if the bell is not sounded at an error of course, or error of test/execution in which the movement, or a requirement of the movement, is repeated and the error occurs again, only one error is recorded. If a rider performs in a rising trot when a sitting trot is required, or vice versa, the bell must be sounded and the rider warned that this is an error that accumulates if repeated, leading to elimination at the third occurrence. Exception: The bell is not sounded for errors in Freestyles.
 - b. In National tests, every “error of the course” or error of test/execution whether the bell is sounded or not, must be penalized, except as noted above:
 1. the first time by 2 points;
 2. the second time by 4 points;

3. the third time the competitor is eliminated. However, at the discretion of the judge, the rider may continue to finish the test. If the competitor's continued presence in the ring is about to interfere with the start of the next scheduled ride, then the judge must excuse them from the ring.
- c. In FEI tests (except those listed under "c.3" and "d" below), every "error of the course" or error of test/execution whether the bell is sounded or not, must be penalized, except as noted above:
 1. the first time by 2 percentage points from the total score received;
 2. the second time by elimination; However, at the discretion of the judge, the rider may continue to finish the test. If the competitor's continued presence in the ring is about to interfere with the start of the next scheduled ride, then the judge must excuse them from the ring;
 3. for FEI Para Dressage tests, refer to the test sheets for the calculation of errors. See also DR309.2.
- d. For USEF and FEI Young Horse tests, and FEI Children, Pony Riders and Junior tests, the deduction for an error of course or error of test/execution shall be:
 1. First error: -0.5% (1/2 percentage point) from total score received;
 2. Second error: -1.0% (one percentage point) from total score received;
 3. Third error: Elimination.
- e. For FEI Level and USDF Freestyle tests, two points will be deducted for each error, however they are not cumulative and will not result in elimination.
- f. When the competitor makes an "error of the test/execution" (trots rising instead of sitting; at the salute does not take the reins in one hand, etc.) they must be penalized as for an "error of the course". In principle, a competitor is not allowed to repeat a movement of the test unless the President of the Jury decided on an error of course or error of test/execution (rings the bell). If, however, the rider has started the execution of a movement and attempts to do the same movement again, the judge(s) must consider the first movement shown only and, at the same time penalize for an error of course.
- g. If the Jury has not noted an error the competitor has the benefit of the doubt.
- h. The decision as to whether or not an error of course or error of test/execution has been made will be that of the judge at C. The other judges' scores will be adapted accordingly upon approval of the judge at C.
- i. The penalty points are deducted on each judge's sheet from the total points obtained by the competitor.
- j. Other Penalties (Technical Faults). For designated USEF High Performance classes all of the following are considered (technical faults), and 0.5% (zero point five percentage points) will be deducted per (fault) by each judge. These deductions are not cumulative and will not result in elimination (including for Freestyle tests) except as noted below. It is the responsibility of the Judge at C to decide whether a penalty should be applied and the other judges' sheets should be marked accordingly to ensure consistency.
 1. Entering the space around the arena with a whip or with boots/bandages on the horse's legs or with discrepancy in dress (e.g. lack of gloves);
 2. Entering the dressage arena with whip or with boots/bandages on the horse's legs or with discrepancy in dress (e.g. lack of gloves). will entail elimination;
 3. Not entering the arena within forty-five 45 seconds; entering more than ninety (90) seconds after the bell entails elimination;;
 4. Entering the arena before the sound of the bell;
 5. For Freestyle classes, entering the arena after more than thirty (30) seconds of music but within ninety (90) seconds;
 6. If the Freestyle test is longer or shorter than stipulated on the test sheet, zero point five percentage points (0.5%) will be deducted from the total artistic score; for other technical faults 0.5% (zero point five percentage points) will be deducted per fault from the technical score.
 7. Using voice or clicking the tongue repeatedly;
 8. Athletes not taking the reins in one (1) hand at the salute.
- k. Judges may not mark or deduct points for an error for any reason other than as described in DR122.5; i.e. dress code violations (DR120) cannot be penalized by an error.
- l. For USEF High Performance qualifying and selection trials, if the Freestyle test is longer or shorter than the stipulated time on the test sheet, zero point five percent (0.5%) will be deducted from the total artistic score.

6. Lameness. In the case of marked lameness the judge or President of the Jury informs the competitor that they are eliminated. There is no appeal against the decision.
7. Judging a test.
 - a. The mark for each movement should first establish the fact of whether the movement is marginal (5 or below) or higher. The judge should state the reason for their judgment, at least when giving marks of 6.5 and below.
 - b. Accuracy is always a factor. If the inaccuracy avoids the difficulty of the movement, i.e., a larger circle avoids the difficulty of a 10 meter circle, it will be penalized more heavily. In a movement which must be carried out at a certain point of the arena it should be done at the moment when the competitor's body is above this point, except in transitions where the horse approaches the letter from a line diagonal or perpendicular to the point where the letter is positioned. In this case, the transition must be done when the horse's nose reaches the track at the letter so that the horse is straight in the transition. This includes the execution of flying changes.
 - c. If a problem appears once it may be treated lightly by the judge; if it appears successively the judge will score it more harshly each time, i.e., nodding, stumbling, shying, etc.
 - d. Grinding of the teeth and wringing of the tail are signs of tenseness or resistance on the part of the horse and should be considered in the marks for each movement where they appear, as well as in the Collective Marks. Horses which get their tongues over the bit or perform with an open mouth shall be marked down.
 - e. The levels of dressage are offered as a means of evaluating a horse that is changing. The purpose of each test is printed on the cover and the horse shall be considered in light of the degree of training it should have achieved to be shown at that level.
 - f. In the case of a fall of horse and/or rider the competitor will be eliminated. A competitor is considered to have fallen when they are separated from the horse in such a way as to necessitate remounting or vaulting into the saddle. A horse is considered to have fallen when at the same time both its shoulder and quarters have touched the ground.
 - g. If the horse leaves the arena with or without the rider (all four feet outside the fence or line marking the arena perimeter) between the beginning and end of the test, the competitor is eliminated. Leaving the arena at the end of a test at any place other than "A" shall be penalized by elimination, except in cases where the arena conditions don't allow for exit at "A" or where the rider loses control while on a loose rein.
 - h. A test begins with the entry at A and ends after the final salute, as soon as the horse moves forward. In a Freestyle, any movements performed before the first halt will not be scored, however the quality and obedience before the halt will be judged. Except for leaving the arena as described above in 7.g, and for non-permitted movements shown in a freestyle test, anything before the beginning or after the end of the test has no effect on the marks. The competitor must leave the arena in the way prescribed in the test; however, in Federation Training through Fourth Level tests, the competitor must leave the arena at "A" at a walk, on long or loose rein.
 - i. In the event that the horse starts to defecate or urinate, after the judge rang the bell, but before the start of the test, the clock will be stopped until the Horse is ready to continue at which point the clock will be restarted.
 - j. Horses which enter the arena with their tongues tied down shall be eliminated.
 - k. The judge may stop a test and/or allow a competitor to restart a test from the beginning or from any appropriate point in the test if, in their discretion, some unusual circumstance has occurred to interrupt a test. Time-outs, as defined in GR833, are not permitted in the Dressage division.
 - l. After the sound of the bell, the competitor should enter the arena at A as soon as possible. Exceeding 45 seconds before entering the arena after the bell has sounded will entail elimination. In the Freestyle, the rider has 45 seconds to signal to start the music; however, exceeding 75 seconds before entering the arena after the bell has sounded will entail elimination. Exception: For USEF High Performance qualifying and selection trials, entering the arena over 45 seconds but within 90 seconds after the bell has sounded be penalized for an error as specified under DR122.5. Exceeding 90 seconds will entail elimination except where a valid reason is accepted by the Judge at "C" (losing a shoe, etc.). No competitor can be required to ride prior to their scheduled time except as required in GR830.

- m. Any resistance which prevents the continuation of the test longer than 20 seconds is punished by elimination. However, resistance that may endanger the rider, horse, judges or the public will result in elimination for safety reasons earlier than within twenty (20) seconds.
- n. In classes where it is prohibited to carry a whip, as soon as a whip is noticed, the judge at "C" must immediately inform the rider that they are eliminated. The rider may elect either to leave the arena or continue the test without the whip.
- o. All movements and certain transitions from one to another which have to be marked by the judge(s) are numbered on the judge's sheets. They are marked 0 to 10, 0 being the lowest mark and 10 being the highest.

8. The scale of marks is as follows:

10	Excellent	4	Insufficient
9	Very Good	3	Fairly Bad
8	Good	2	Bad
7	Fairly Good	1	Very Bad
6	Satisfactory	0	Not executed
5	Marginal		

All half marks from 0.5-9.5 may also be used both for movements and collective marks, at the discretion of the judge, and scores given must be recorded with a decimal (i.e., as 6.0 instead of 6).

"Not executed" means that practically nothing of the required movement has been performed. Freestyle tests, half marks may be used for technical mark and .1 decimals may be used for the artistic marks. In tests for Young Horses, decimals to .1 may be used. In tests for seven (7) year old Horses decimals to .1 may be used in the marking sheet for quality of paces. In tests for Children decimals to .1 may be used in the marking sheet for quality of riding.

- 9. Collective marks are awarded (from 0 to 10) after the competitor has finished their performance for USEF, USDF, and FEI Dressage Tests. The collective marks as well as certain difficult and/or infrequently repeated movements can be given a co-efficient which is fixed by the USDF, the Federation (USEF) Dressage Sport Committee or the Bureau of the FEI for their respective tests.
- 10. Unauthorized Assistance is forbidden under penalty of elimination. Any intervention by a third party, including members of the Jury, with the object of facilitating the task of the competitor, including voice, signals, remounting, catching a horse inside the ring, etc., is illegal assistance. Except in the case of an error, any outside assistance provided by or authorized by a member of the Jury will result in elimination. A member of the Jury may not discuss a ride with a competitor before the bell or after the final salute. Use of any kind of noisemaking devices or equipment including "clickers" is considered unauthorized assistance and shall be penalized by elimination.
- 11. The execution of the tests is not timed, except for the Freestyle Test. The time shown on the Judges' sheet is for information only.
- 12. The FEI has published "Directives for Assessing the Degree of Difficulty in a Freestyle Test" and "Directives for International Dressage Competitions for 5, 6, and 7-year old horses". These documents have information on the judging of Freestyle and Young Horse tests and both are available from the Federation upon request or on the Federation website.
- 13. For FEI Tests for 4, 5 and 6-year old horses, and the USEF test for 4-year old horses, the judges must sit together at "C". Individual movements are not judged. The judges must fill out one Marking Sheet with general comments and marks at the end of the test. For Young Horse qualifying classes, competition management is encouraged to provide a microphone for the judges so that a short summary may be given to the audience after each ride. FEI guidelines for judging shall be followed. Tests must be ridden from memory.
- 14. For FEI Dressage Tests for 7 Year old Horses: Each of the two FEI Tests for 7 Year Old Horses has two marking sheets, a technical test (titled Test and Technical Marking Sheet) and a young horse evaluation

(titled Quality Marking Sheet). The FEI Tests for 7 Year Old Horses must be judged by Senior 'S' or FEI judges.

15. Placement of Judges for FEI Tests for 7 year Old Horses: One Judge – Judge at C uses the Technical Marking Sheet; Two Judges – Judge at C uses only the Technical Marking Sheet; Judge at B or E uses only the Quality Marking Sheet; or Three Judges - Judge at C uses only the Technical Marking Sheet; two judges sitting together at either B or E use only the Quality Marking Sheet. The FEI Tests for 7 Year Old Horses cannot be offered in a Young Horse Test of Choice (TOC) class. The test must be offered in a separate class that is limited to FEI Tests for 7 Year Old Horses. When more than one judge officiates, the technical score and the quality score shall be weighted each with 50% towards the final score.
16. For FEI Tests for 7 Year Old Horses, Competition Management is encouraged to provide a microphone only for judges responsible for the Quality Test so that they may give a short summary after each ride. Tests must be ridden from memory.
17. Placement of Judges for the FEI Children Classes: For FEI Children Preliminary B Test and for national level competitions offering a non-qualifying FEI Children Test(s), competitions may use one, two, or three judges:
 - a. One Judge: Judge at C uses only the Technical Marking Sheet. The Quality Marking Sheet will not be used or filled out by the judge.
 - b. Two Judges: Judge at C uses only the Technical Marking Sheet. The Judge at B or E uses only the Quality Marking Sheet. The technical score and the quality score shall be weighted each with 50% towards the final score.
 - c. Three Judges: Judge at C uses only the Technical Marking Sheet; two judges sitting together at B or E use only the Quality Marking Sheet. The technical score and the quality score shall be weighted each with 50% towards the final score.
 - d. To include this test as an FEI Test of Choice (TOC) class where only one judge presides, only the Technical Marking Sheet can be used. If two or three judges preside over the FEI Children Tests, they must be offered separately in TOC class that is limited to FEI Children Tests (i.e., separate placing and awards must be offered due to different judging conditions).
 - e. Please note that one single judge cannot complete both the technical and quality marking components of the FEI Children tests for either National or CDI-Ch competition. When only one judge, they must be at C and use only the Technical Marking Sheet. The Quality Marking Sheet will only be used when one or two judges also officiate at B or E.
 - f. For USEF/NAYC Qualifying Competitions, refer to qualifying criteria and Federation memorandum.

DR123 Scoring, Classification and Prize-Giving

1. After each performance and after each judge has given their Collective Marks which must be done with due consideration, and signed the test, the judges' sheets pass into the hands of the scorers. Scores and comments must be written in ink. Any corrected score must be initialed by the judge having made the correction. The marks are multiplied by the corresponding co-efficients where applicable and then totaled. Penalty points incurred for errors in the execution of the test are then deducted on each judge's sheet. In Children classes and classes for 7-Year-Old Horses, penalty percentage points must be deducted from both technical judges' and quality judges' score sheets. Scores and comments may also be recorded electronically, and must be signed either electronically, or by hand, by the judge(s) for the test or class, before being tabulated.
2. The total score for the classification is obtained by adding the total points and determining the percentage score. With more than one judge, the percentage score is determined by adding the sum total points earned from all judges and dividing by the total available points. For FEI tests, penalty percentage points for errors of course, errors of test/execution, and technical faults are deducted from the total score (per Judge). If there are two or more judges, the points awarded by each judge will be published separately in addition to the total score. Total results and scores (to include technical, artistic or quality % scores) must be published in marks as well as in percentages with numbers to three places after the decimal point. Numbers of five (5) and above are rounded up (eg. 63.4555% = 63.456%). Scores must be posted on a public scoreboard as soon as possible after each ride. The public scoreboard may be in either paper or electronic format. Scores may be

sent electronically (e.g. via text) to competitors and/or posted via the internet. The name of each judge must be posted along with the position where they are sitting. When multiple judges officiate from different positions, scores must be posted in the following order: E, H, C, M, B.

3. Individual Classification. In all competitions the winner is the competitor having the highest percentage, the second placed competitor is the one with the next highest percentage, and so on. In case of equality of points the competitor with the highest marks received under General Impressions shall be declared the winner. When the scores for General Impressions are equal after coefficients have been applied, the horses must remain tied. Exceptions: (1) For Young Horse classes, the marks for "Submission" and "Perspective"/"General Impression" must be combined and divided by two in order to break the tie. If still equal, the "Submission" mark would decide. (2) For FEI Children classes: In case of equality of percentages, the competitor with the higher "technical" mark will be ranked highest. If still tied, the highest total median score of the Technical Judges will decide the placing. Errors on a test may not be used to break ties. Final results for each class must be posted as soon as possible after the class is completed and all results must include total points and percentages, eliminated horses, and the placing of each horse that receives an award. Percentages must be carried out to the third place after the decimal point with numbers of five (5) and above rounded up (eg. 63.4555% = 63.456%). If a competitor withdraws (scratches) prior to a class or is excused, eliminated or a "no show" prior to or during the performance of a test, the words "scratched", "excused", "eliminated", or "no show" or abbreviations of each, must appear after the competitor's name in the result sheet. Competitors may not "withdraw" or "scratch" after the final salute of a test. Only the judge at "C" may give permission to withdraw during a test. Competition Management has no authority to grant permission for a rider to withdraw or scratch during or after a test. The published final results may be in paper or electronic format and must remain posted throughout the entire competition. Scores may be sent electronically (e.g. via text) to competitors and/or posted via the internet. The name of each judge must be posted along with the position where they are sitting. When multiple judges officiate from different positions, scores must be posted in the following order: E, H, C, M, B.
4. Electronic scoreboards are permitted, however, when multiple judges officiate in a class, scores from other judges must not be visible to the judges of the same class. Scoreboards that show a running score (total average percentage) and open scoring (average marks per movement for all judges) to the audience are encouraged. However, in classes with multiple judges, electronic scoreboards must not be placed where any judge in the class can see the running scores or open score format. The movement marks of each individual judge may only be shown to the public, not to the judges. Scoreboards that display only the final scores after each horse has finished its test are permitted and may be visible to the judges.
5. Printed provisional scores from previous tests should not be provided to the judges during an ongoing class.
6. Total scores and marks for each movement may be published by competition management, however, complete scoresheets or judge's comments are considered private and shall not be published.
7. In a USEF/USDF Championship class, the horse must obtain 57% or better to be named Champion or Reserve Champion. When either or both the first or second placed horse does not receive a score of 57% or better, the horse(s) will receive non-championship ribbons only. The awards ceremony for the class will still be held, with all horses that placed in the class participating and all other horses receiving normal championship awards.
8. Video tape or any other kind of digital/electronic media replay may not be used to dispute a judge's decision.
9. When the total of the scores for General Impressions is equal, ties in classes which involve prize money shall remain tied for the purpose of dividing prize money.
10. A judge is free to leave when all scores from their class(es) are totaled.
11. If a mathematical error on the scoresheet is discovered, it must be brought to the attention of competition management within 1 hour of the official posting of the scores from the last class of that competition day. Competition Management must announce said posting, and must make test sheets available to competitors immediately. If scoresheets are only made available after the competition day by electronic methods, management must extend the deadline for reporting of mathematical errors to 24 hours from time of distribution. Scores will be corrected but class placements will not change.
12. After the awards for a class have been presented, the judge's score sheet should be given to the competitor. The score sheet must be provided directly to the competitor or their representative. Privacy must be

maintained. Score sheets may be provided electronically to the competitor, but they shall, upon request, also be provided with a printed copy.

13. Participation in prize-giving (awards) ceremonies by placed rider/horse combinations may be mandatory and failure to participate may result in loss of prizes and prize money at the discretion of Competition Management. Specific requirements and penalties for failure to participate in prize-giving ceremonies must be announced in the prize list. It is recommended that dress and saddlery for ceremonies be the same as in the competition, but that dark or white leg bandages or boots are also allowed. Bell boots are permitted. Rosettes should be placed on the horses' bridles prior to the ceremony. The judge at "C" should be invited to participate in the prize-giving. Competition Management is responsible for the safe conduct of ceremonies and must excuse any horse that threatens the safety of participants. At all times when horses are grouped together, riders and/or grooms are responsible for their actions. Carelessness or irresponsible behavior may result in possible penalties under Federation rules.
14. It is recommended that scorers may not be a competitor, or an owner, coach, trainer or family member of a competitor/horse in the class(es) in which they are scoring.

DR124 Elimination

1. In the Dressage division "disqualification", as defined in GR117, includes elimination, except for designated qualifying classes for regional or national championships where scores may be disqualified for championship qualifying purposes and the entry may retain the scores for class ranking and reporting purposes.
2. Horse and rider combinations shall be eliminated from the competition (for .a, .f and .i, below) or from the current or next class depending on which is closest to the time the incident occurred (for all others), under the following circumstances:
 - a. Misrepresentation of entry or inappropriate entry (GR907 and DR119);
 - b. Elimination by the judge at "C" for dress code violations inside the competition ring is mandatory (DR120).
 - c. Use of illegal equipment (DR121);
 - d. Unauthorized assistance (DR122);
 - e. Errors of the course and/or test as specified in DR122;
 - f. Horse's tongue tied down (DR122);
 - g. Late entry into the arena (DR122);
 - h. All four feet of the horse leave the arena with or without rider (DR122);
 - i. Cruelty (GR838);
 - j. Marked lameness (DR122);
 - k. Resistance of longer than 20 seconds (DR122);
 - l. Concern for the safety of rider, other exhibitors or their entries (GR1032.11 and .12);
 - m. Evidence of blood on a horse in the competition arena shall be cause for elimination from the class by the judge at "C". Evidence of blood on a horse outside the competition arena shall be cause for elimination by competition management, after consultation with the technical delegate, from either the last class in which the horse competed or next class in which it is scheduled to compete, depending on which is closest to the time the incident occurred. Environmental causes such as insect bites shall normally not be cause for elimination;
 - n. Failure to wear competitor number (DR121.18 and GR801.10);
 - o. Fall of horse and/or rider (DR122.7(f));
 - p. Any situation where a direct rule violation can be cited. Where a violation cannot be cited, a competitor is not eliminated.
3. When a judge suspects a violation or ineligibility listed under any GR or DR rule, in particular DR120, DR121, DR122 or DR124, the judge must request, as soon as possible, that the ring steward and/or TD investigate the possible infraction.
4. Horses may enter no more than two consecutive levels, Freestyle levels included (see DR119.2-3). If, due to management or other error, a horse competes in more than two consecutive levels at a competition, the level(s) competed in first that are in compliance with DR119 will be counted for scores and awards. Levels

competed in subsequently that are outside the two consecutive level requirement will entail elimination and awards for those classes must be returned.

5. Except as noted below, only the Judge at “C” may eliminate a competitor for a rule violation listed under DR120 or DR122, only from the test in question, and (except for late entry into the arena) only after the competitor has entered the arena. Members of the Ground Jury have no authority to eliminate under any other circumstances, except during a class or test, the Judge at “C” has the authority to eliminate for use of illegal equipment, non-compliance with protective headgear rules, not wearing a number, cruelty and abuse or leaving the arena without the judges’ permission. Authority for rule enforcement outside the competition ring rests solely with the Show Committee (see General Rules, GR1217). Competition Management/Show Committee has the authority to eliminate for use of illegal equipment or violations of protective headgear rules during a test that is discovered after the competitor has left the arena. Competition Management also has the authority to eliminate entries and/or remove individuals from the competition grounds for violations of protective headgear rules as described in DR120 and GR801.
6. For USEF High Performance Championships, USEF High Performance qualifying and selection trials only: If the Judge at “C” suspects fresh blood anywhere on the horse during the test, they will stop the horse to check for blood. If the horse shows fresh blood, it will be eliminated. The elimination is final. If the Judge through examination clarifies that the horse has no fresh blood, the horse may resume and finish its test. If the Equipment Check Steward, working at the direction of the Technical Delegate discovers fresh blood in the horse’s mouth or in the area of the spurs during the equipment check at the end of the test, they inform the Judge at “C”, who will eliminate the competitor. If there is blood elsewhere on the horse, the Technical Delegate will inform the Judge at “C”. The majority of the veterinary panel is to be called to recommend if the horse is fit to continue in subsequent classes for which it is eligible. The Judge at “C” will make a decision on the horse’s fitness to continue, based on the veterinary panel’s advice. If the Judge at “C” decides the horse is not fit to continue, the horse will not be permitted to take part in any further competition(s) or tests at the Event, but the result(s) obtained by the athlete/horse combination in any competition(s) or tests already completed shall stand. Refer to Selection Procedures for the current championship year requirements.

DR125 Competition Licensing and Officials

1. Organizers of Dressage Competitions must comply with current Federation and USDF competition licensing requirements and must apply directly to the Federation for both USDF competition recognition and Federation licensing.
2. Management definitions and duties:
 - a. The competition manager is responsible for knowledge of and compliance with all GR and DR rules that apply to Dressage Competitions, in particular GR12, and DR126. Eligibility is determined by GR1202 and the Dressage Levels Chart (DR126.4). The competition manager is responsible for conducting the competition in accordance with Federation rules (and FEI rules, if applicable). Co-managers have the same requirements and responsibilities as listed in this rule. Managers and co-managers must be listed in Federation competition records and in the prize list and provide eligibility to manage competitions at Levels 3-5. During competition hours, at least one manager or co-manager must be physically present on the competition grounds throughout each licensed day.
 - b. The competition secretary is responsible for knowledge of and compliance with all GR and DR rules that apply to Dressage Competitions, in particular GR12, and DR126. Eligibility is determined by GR1203 and the Dressage Levels Chart (DR126.4). The competition secretary is responsible for performing assigned duties in accordance with Federation rules (and FEI rules, if applicable). Co-secretaries have the same requirements and responsibilities as listed in this rule. Secretaries and co-secretaries must be listed in Federation competition records and in the prize list and provide eligibility to secretary competitions at Levels 3-5. During competition hours, at least one secretary or co-secretary must be physically present on the competition grounds throughout each licensed day.
 - c. Assistant managers and assistant secretaries may be enlisted but have no specific duties outlined in Federation rules. Their duties are assigned by managers and secretaries according to the needs and may

- vary from one competition to another. The positions of assistant manager or assistant secretary do not qualify individuals to manage or secretary competitions at Levels 3-5.
- d. The competition manager and secretary of Federation- licensed/USDF-recognized competitions must be current USDF Participating or Group members in good standing at the time competition recognition is granted and on the date of the competition. This requirement also applies to co-managers and co-secretaries but not assistants.
3. Ground Jury. The invited judges compose the Ground Jury and must be selected from the current Roster of Recognized Dressage judges.
 4. A Technical Delegate must be selected from the current Roster of Dressage Technical Delegates to officiate at all Dressage competitions and Regular and Local Competitions offering "open" Dressage Division classes (i.e., classes which are not limited to certain breeds) or classes above Third Level. (Exception: A C2 Steward may officiate through Fourth Level of breed restricted Dressage classes at Licensed Breed Restricted Competitions and a dually licensed C2 Steward/Dressage Technical Delegate may officiate for any level Dressage class, Open or breed restricted, at Licensed Breed Restricted Competition. All Open Dressage classes must be completed prior to the start of any other classes. When a dually licensed C2 Steward/Dressage Technical Delegate is officiating, the Open Dressage classes must be their sole responsibility until those classes are complete. At breed and multi-breed competitions, if there are additional non-Open Dressage classes occurring at the same time as the Open Dressage classes, a separate Dressage Technical Delegate must officiate for the Open Dressage classes. Horses competing in Open Dressage classes may not compete in any other divisions or classes on the same day(s) and are subject to all DR Chapter rules from the time of their arrival until the end of competition day. A Registered Dressage Technical Delegate must officiate at Level 4 and Level 5 Dressage Competitions. A Recorded Dressage Technical Delegate may officiate as the assistant to the Registered Technical Delegate(s) at Level 4 and Level 5 Dressage Competitions, and may officiate alone at Levels 1-3 Dressage Competitions.
 5. Veterinarians.
 - a. Every Dressage Competition must have a qualified veterinarian present throughout the competition if the number of horses competing the previous year is 250 horses or higher. Exception: All USEF/USDF Regional Championships must have a veterinarian present on the grounds throughout the competition regardless of the number of horses competing. In the year after a competition has hosted a USEF/USDF Regional Championship, a veterinarian will be required to be present only if 250 or more horses competed the year prior to hosting the championship.
 - b. Level 4 and Level 5 Dressage Competitions must have a veterinarian present on the grounds throughout the competition regardless of the number of horses competing.
 - c. For purposes of this rule, the veterinarian must be present on the grounds designated for the Dressage Competition per DR126.1.

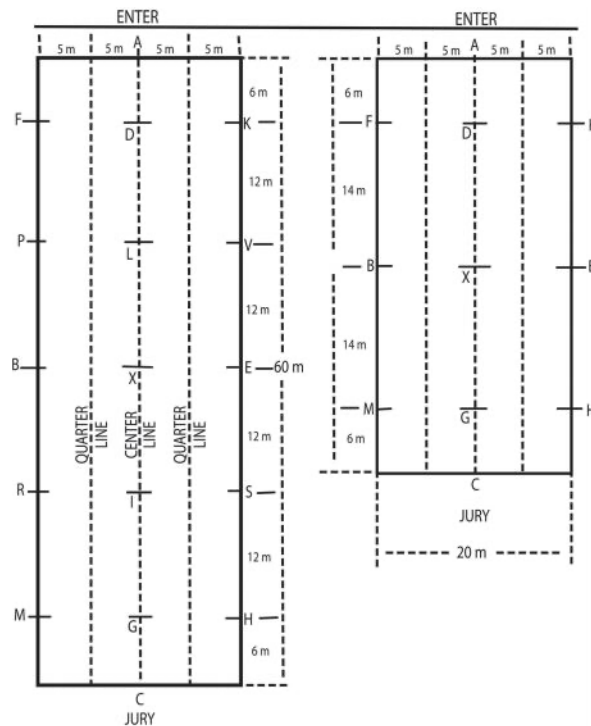
DR126 Requirements for Dressage Competition Management

1. Designated competition grounds, exercise, and training areas. Horses may only be exercised and ridden in management-designated areas on the competition grounds. Management must post a map in the show office outlining the "designated competition grounds" where horses may be ridden and exercised. Any restricted areas must also be noted. Under no circumstance is it allowed to school horses in the stables.
2. The following requirements apply to all Levels 1-5 of Dressage Competitions, except where noted. Specific requirements for specific levels of competitions are listed under .2, below.
 - a. Competition Levels, Divisions and Classes.
 1. The competition Level and all classes must be listed in the prize list.
 2. When permitted by the rules or special criteria, classes may be divided into separate divisions or sections based on qualifications, age or other eligibility of horses or riders.
 3. Divisions or sections of a class are considered to be a separate "class" only if listed as such in the prize list. Divisions or sections of a class may be held in different rings and judged by different judges. When divisions or sections are held under different conditions (i.e, different ring or judges), separate awards must be given.

4. Where more than 25 entries are accepted for a particular class the class must be divided into separate divisions for awards purposes. USEF/USDF and other regional or local championship classes and USEF High Performance Championships, qualifying and selection trials cannot be split.
 5. When entries warrant competitions are encouraged to split classes into separate divisions, and to provide separate awards, for Open riders, Adult Amateurs and Junior/Young Riders. Horses may be ridden only once in any class, including separate divisions or sections of the same class. See DR119.1.
- b. Competition Schedule.
1. A tentative class schedule must be included in the prize list.
 2. Organizers must prepare a time schedule including all rides. If possible, competitors should be notified of their riding times prior to arrival at the competition.
 3. The time schedule must be posted in electronic format and/or in an area where social distancing can be adhered to by noon the day before the competition. The method to be utilized for posting the time schedule must be printed in the prize list. Ride times may not be changed after noon the day before the start of the entire competition, except in compliance with GR830.5. Competitions may reserve the right to fill a competitor's subsequent ride times if that competitor fails to notify the competition secretary of their intention to scratch (i.e. is a "no show").
 4. Dressage classes must be run in their entirety and rides may only be scheduled out of sequence to allow a reasonable interval between two or more horses entered by the same rider in the same class or in different classes. Also, when preparing a time schedule consideration must be given to riders entered in more than one class or riding more than one horse.
 5. At least 50 minutes must be scheduled between start times for a rider's tests on different horses unless they have agreed, in writing, to a shorter interval between tests. Time intervals should be allowed between rides for judge's breaks and awards presentations.
 6. If Grand Prix Freestyle and/or Grand Prix Special classes are offered at a competition, at least one Grand Prix class must be offered and scheduled prior to the Freestyle and the Special (i.e., only one Grand Prix is required to be offered and scheduled prior to the Freestyle and Special in a multi-day competition).
 7. If a competitor cannot show due to a change in the day a competitor must ride, their entry fees must be refunded.
- c. Schooling and Lungeing.
1. One or more schooling areas must be provided far enough away from the arena(s) so as not to disturb the competitors during their tests. Schooling areas must be of sufficient size for several competitors to prepare their horses at the same time. For competition Levels 3-5, the sum of the warmup space, excluding the perimeter around competition arenas, must be at least 80% of the sum of the areas of all competition arenas (20x60 and/or 20x40 m). Lungeing areas are included in the calculation of the warmup space.
 2. If possible, at least one practice arena with perimeters and letters should be provided.
 3. It is strongly recommended that a lungeing area be provided separate from and in addition to mounted schooling areas and that it be available throughout the competition.
 4. If a separate lungeing area is not provided, lungeing is not permitted at any time within the same area at the same time as mounted schooling. See Dressage Levels chart for requirements for specific competition levels.
 5. Competitors will not be allowed in or around the arena while a class is in progress or inside the arena at other times except under the following conditions:
 - a. Management must post and announce, in advance, designated times that competitors may school inside the arena(s);
 - b. Competitors should be permitted by management or the Ground Jury to enter the arena prior to their ride if arena conditions do not permit riding around the perimeter of the arena prior to entry. Such permission must be announced prior to the start of the class.
 6. Competitions are not permitted to charge warm-up or schooling fees prior to or during a competition for horses entered in the competition.

7. When visually impaired or blind riders are to compete, it is recommended that a separate warm up area be provided.
- d. Judges and Technical Delegates.
 1. No judge shall be required to officiate longer than 8 hours in one day, unless the judge has agreed in writing, and cannot be required to be on the competition grounds longer than 10 hours.
 2. Judges must be given at least a 45-minute lunch break and at least a 10 minute break every 2 hours.
 3. Judges and technical delegates are not to be housed in private homes unless the judge or technical delegate has agreed to it prior to the competition.
 4. Judges' comments, while judging, may not be audio-recorded without prior written permission of the judge(s), the specific competitor(s) and management.
 5. Judges and Technical Delegates are required to provide email addresses to management for communication of officiating agreements, prize lists and other information related to the competition.
- e. Scribes.
 1. Scribes should have a knowledge of the tests being ridden.
 2. Scribes (including electronic scribes) must not be an owner, coach, trainer or family member of a competitor/horse in the class(es) in which they are scribing.
 3. Scribe changes should not be made more than once per day for each judge.
 4. It is strongly recommended that scribes not compete before judges with whom they have worked at the same competition. Apprentices are prohibited from competing before judges with whom they apprentice at the same competition.
 5. First-time scribes must not be assigned to foreign judges or judges for FEI level classes.
 6. Scribes. Only one scribe to be provided for the judging panel for the FEI Dressage Tests for 4-year old, 5-year old and 6-year old horses and the USEF Dressage Test for 4-year old horses.
- f. Arena Specifications.
 1. The arena should be on as flat and as level ground as possible. It is recommended that the difference in elevation across the diagonal or along the length of the arena shall not exceed 0.60 meters. It is recommended that the difference in elevation along the short side of the arena shall not exceed 0.20 meters.
 2. The Standard Arena is 60 meters long and 20 meters wide. The Small Arena is 40 meters long and 20 meters wide. Arena measurements are for the interior of the enclosure.
 3. The enclosure itself must consist of a low fence about 0.3 meters high and must be completely enclosed, except for the entrance at "A". The width of the entrance must be at least two meters.
 4. The fence should be such to prevent the horse's hooves from becoming entangled and arena stakes, if used, must be covered with a ball or similar object so as to prevent injury. Rope, concrete or unbreakable chain fencing is not allowed.
 5. The part of the fence at A should be easy to remove to let the competitors in and out of the arena in a suitable way. The part of the fence at A can remain open except each Federation/USDF Regional Championship may elect to close the gate for championship classes. Decisions to either close the gate or leave it open must be consistent for all championship classes in that competition. Each Federation/USDF Regional Championship competition management must publish in its official prize list if the gate will be closed in championship classes. The gate must be closed for Federation/USDF National Championship and Federation National Championship classes.
 6. Except for the letter "A", the letters outside the enclosure should be placed about 0.5 meters from the fence and clearly marked. So that the judges can note the exact point on the track opposite each letter, it is compulsory to place a marker on the fence itself, level with and in addition to the letter concerned. It is not permitted to place the letters on the arena fence, however, one-sided (flat) letters may be placed on the wall of an indoor arena when such an arena is permitted under (7) through (9) below. The letter A should be placed at least five meters away from the arena.
 7. No publicity is permitted anywhere on the arena fence. It is permissible to decorate the letters with flowers or greenery to enhance the appearance of the arena, however, letters must be visible from all sides at Level 3-5 competitions.

8. It is recommended that arenas be separated from the public (people, horses and other activities) by a distance of not less than 15 meters, with a minimum allowed distance at any point around the arena of 3 meters. For indoor competitions, the recommended minimum distance from the public is 3 meters, with a minimum allowed distance at any point around the arena of 1.5 meters. For Level 1 and Level 2 competitions, where tall solid walls preclude public access or visibility, arenas are exempt from this requirement. Indoor and outdoor arenas must be separated by a minimum of 5 meters at Level 3-5 competitions and 2 meters at Level 1-2 competitions.
9. Where severe inclement weather threatens to disrupt participation in the competition due to concerns for footing or safety, Level 3-5 competitions are permitted to follow the same arena specifications as in #8, above.
10. A modified arena is one that is not exactly 20x60 meters or 20x40 meters, as required for the particular level and test. Use of a modified arena is permitted only for Level 1-2 competitions and only when the dimensions of the arena to be used are clearly specified in the prize list. When a modified arena is used, it must not be shortened more than five meters in length or more than two meters in width. However, for all competition levels, Qualifying, Championship, USEF High Performance Championships, qualifying and selection trials and Freestyle classes must be held in an unmodified standard size arena
11. Entry and exit must be at "A" for Level 4-5 competitions. For Level 1-3 competitions: If competitors enter and exit at any location other than "A", the arena fence must be completely closed for the duration of the ride.
12. For all classes or tests where the arena size is optional or may be modified, the size must be stated in the prize list.
13. The following tests and classes must be held in a Standard Arena:
 - a. First Level Dressage tests and above, FEI Dressage tests; and musical freestyles, except those tests written for a small arena.
 - b. USEF/USDF Qualifying and Championship Classes at all levels.



14. At the discretion of competition management, all tests for Para Dressage may be ridden in a Standard arena. (Exception: Grade I - III freestyle tests must be held in a small arena. Grade IV - V freestyle tests must be held in a standard arena.) The arena sizes to be used must be indicated in the prize list. For the USEF National Para Dressage Championships and Para Dressage Selection Trials, all tests for Grades I - III must be ridden in a small arena and Grades IV - V must be ridden in a standard size arena.
- g. Location of Judges.
 1. If there is only one judge, they are preferably placed a maximum of five meters and minimum of three meters from the end of the arena and must be opposite the letter C. Except in Young Horse Tests, when two judges are used one is placed at C and the other at B or E, preferably a maximum of five meters and minimum of three meters opposite the letter. When three judges are used, one is placed at C, the second at B or E, and the third must be placed at the end of the arena on a line with the judge at C and 2.5 meters in from the edge of the long side of the arena at H or M (If the second judge is at B, the third should be at H and vice versa). If this is not possible, judges should be placed at the end of the arena, one at C, one 2.5 meters in from the long side of the arena at M, and the other 2.5 meters from the long side of the arena at H.
 2. At indoor competitions, judges must be placed a minimum of 3 meters from the arena, unless modifications are permitted by application to the Federation Dressage Sport Committee.
 3. Except in Young Horse tests a separate enclosure (booth, tent, trailer) or platform for indoor classes must be provided for each judge.
 4. Each judges booth or platform must be raised at least 0.5 meters (20 inches), for Freestyle Tests possibly a little higher above the ground to give the Judge(s) a good view of the ring.
 5. The booth/hut/platform must be large enough to accommodate three people except that the booth at C must accommodate four people for Young Horse Championship classes.
 6. Judges' booths placed at E and B must be equipped with side windows.
 7. The jury for the FEI Dressage Tests for 4, 5, and 6-year-old horses and USEF Dressage Test for 4-year old horses must be seated together at "C" and may comprise a maximum of three judges. (Exception: See Selection Procedures for the USEF National Championships for Young Horses for the number and placement of judges in the Young Horse championship competition.) The number and placement of judges in classes and championships for FEI 7-year-old horses must be as described in DR122.13 or, if applicable, the Selection Procedures for the World Breeding Championships for 7-year-old horses. Judge booths or platforms must be separated from other arenas by a minimum distance of 3 meters.
 - h. Footing Maintenance.
 1. Competition management must make every effort to provide the best possible footing in competition and schooling areas.
 2. Provisions should be made (by having on hand proper equipment and scheduling sufficient breaks in the schedule) to maintain throughout the competition the footing in all riding areas by dragging, watering and, if necessary, raking.
 - i. Ring Stewards and supervision of schooling areas.
 1. Tack Inspections. Inspection of saddlery and equipment (except bits) must be done at the direction of the technical delegate. Ring stewards appointed by competition management are required to inspect the saddlery, dress and equipment worn by at least one-third of the horses in a class immediately as the horse leaves the arena using a new disposable protective glove on each hand for each horse. In championship classes, saddlery, dress and equipment inspections are required for each horse. When an inspection is conducted, all equipment including fly hoods, nosebands, curb chains, whips, bits, and spurs on both sides must be inspected. The ring steward must also inspect the horse for evidence of blood.
 - 1.a. Exhibitors must present bridles and bits, if and when requested, to the technical delegate for inspection utilizing the methods, timeframe(s) and location(s) identified by competition management with the agreement of the technical delegate. These methods must be communicated to the competitors prior to the start of the competition. The technical delegate must inspect at least 50% of

the bits and bridles of horses entered in the competition. Technical Delegates must also conduct random ringside bit checks immediately after rides are completed, some of which can be included in the 50%, using a new disposable protective glove on each hand for each horse.

1.b. Inspection of saddlery and equipment is not required nor advised for group classes such as Dressage Seat Equitation and Materiale. When close inspection of saddlery, bits and equipment is required in order to determine compliance with DR 121 or other equipment provisions, a TD shall accompany the horse to its stall, trailer or other designated area to conduct such equipment inspections.

1.c. In Breed restricted classes at Regular competitions, a ring steward, at the direction of the technical delegate or C2 Steward (if eligible for the classes held), will do a hands-on inspection of saddlery and equipment including bits of at least one-third of the horses in a class immediately as the horse leaves the arena. New disposable protective gloves must be utilized with one on each hand for each horse.

1.d. When non-permitted bits, saddlery, or equipment are identified prior to the horse having worn the non-permitted items, there will be no elimination. Elimination will occur only when the horse is wearing non-permitted items or they are identified immediately after use.

2. When a competition operates two or more rings or warmup areas, the competition must have a sufficient number of stewards to adequately monitor all schooling and warmup areas, as well as competition rings.
3. Schooling and warmup areas must be monitored by stewards starting at least 30 minutes before the first scheduled ride.
4. Bit inspectors must use a new disposable protective glove on each hand for each horse. Gloves must be provided by competition management. The bridle must be checked with the greatest caution, as some horses are very touchy and sensitive about their mouths.
5. When communicable disease is a concern, any deviations to established saddlery inspection protocol must be approved by the Federation Dressage Department prior to the competition.
6. In USEF/USDF Championship classes, a steward must be appointed to check the saddlery and bits of each horse immediately after it has completed its test and has left the arena, and any discrepancy to the saddlery rules will entail immediate elimination. (See DR126.2.i.1)

j. Miscellaneous.

1. Management must provide judges, technical delegates, and ring stewards with copies of Federation Presidential Modification letters or Federation Dispensation/Classification Certificates they have received, prior to the classes where those riders compete under those judges. Competitors will not be allowed to compete with modifications unless a copy of their Presidential Modification letter or Federation Dispensation/Classification Certificate is provided to the competition secretary by the beginning of the competition.
2. Background music, of a suitable composition and volume so as not to disturb the competitors and judges, may be played during all classes except when freestyle music is being played. Specific background music may not be requested or supplied by competitors for their rides except for freestyle tests.
3. It is strongly recommended that organizers avoid running freestyle classes at the same time as non-freestyle classes that are held in close proximity.
4. A separate number must be issued for each horse/rider combination. Horses or riders are required to display only one number and may not be penalized for displaying only one number. See GR1213.11.
5. Two numbers (min. 3" x 5") must be provided to and worn by Materiale class entries and they must be positioned on each side of the saddle pad to be clearly visible at all times.

3. Specific requirements for Dressage Competition Levels.

a. Categories and Criteria.

1. Dressage Competitions or Regular or Local Competitions with open dressage classes must be categorized into one of five levels based on classes offered and mandatory criteria for each level:
 - a. Level 5 - required for CDIs/CPEDIs, USEF High Performance Selection Trials (Intermediaire I-Grand Prix, Para Dressage) and USEF National Championships.

- b. Level 4 - required for USEF/USDF Regional Championships, High Performance qualifying competitions held separately from CDIs, and other competitions as required or as approved by the Federation (and USDF when required), upon application.
 - c. Level 3 - required for USEF Developing Program qualifying competitions and other competitions as required or as approved by the Federation (and USDF when required), upon application.
 - d. Level 2 - required for competitions that do not meet the criteria for Levels 3-5 or exceed Level 1 requirements.
 - e. Level 1 - required for Federation Licensed Competitions that do not meet the criteria for Levels 2-5.
 - f. Level 1 is primarily intended as an introduction for new competitions wishing to hold a Federation Licensed Competition with fewer mandatory requirements.
 - g. If standards will be at a lower level for eligible classes at competition Levels 3-5, the competition prize list must state which classes and which criteria will be at a lower level.
2. Holding classes of a lower level is optional at competition Levels 3-5.
 - a. Standards for all non-CDI/CPEDI classes at a Level 5 competition must be Level 3 or higher.
 - b. At a Level 4 competition, Level 4 standards are required for High Performance and Regional Championship classes; standards for all other classes must be at Level 3 or higher.
 - c. At a Level 3 competition, Level 3 standards are required for USEF Developing program qualifying classes; standards for other classes must be at Level 2 or higher.
 - d. At a Level 2 competition, standards for all classes must be at Level 2 or higher.
 - e. At a Level 1 competition, standards for all classes must be at Level 1 or higher.
 3. Specific criteria for each competition level are listed in the Dressage Levels chart (see DR126.4). The chart indicates which criteria may be at a lower level for eligible classes at a Level 3, Level 4 or Level 5 competition.
- b. Management, Officials and Staff.
 1. The manager of a Level 3, Level 4 or Level 5 Dressage Competition must be eligible according to the criteria listed in DR126 and listed in the Dressage Levels chart (see DR126.4). During competition hours, at least one manager or co-manager of each Level 3, 4 or 5 Dressage Competition must be physically present on the competition grounds throughout each licensed day.
 2. The secretary of a Level 3, Level 4 or Level 5 Dressage Competition must be eligible according to the criteria listed in DR126 and listed in the Dressage Levels chart. Specific duties of Dressage Competition Management are listed in the Dressage Levels chart (see DR126.4). During competition hours, at least one secretary or co-secretary of each Level 3, 4 or 5 Dressage Competition must be physically present on the competition grounds throughout each licensed day.
 3. Specific requirements for staff and officials for Dressage Competitions are listed in the Dressage Levels chart (see DR126.3).
 - c. Facilities, Equipment, Services and Amenities.
 1. Additional requirements for Dressage Competitions regarding facilities, services and amenities are listed in the Dressage Levels chart (see DR126.4).
4. Dressage Levels Chart.
 (for Federation Dressage Competitions or Regular or Local Competitions with Open Dressage Classes per Federation GR314.2c)
 (DSHB classes can be held with any Level. Shows offering only DSHB can choose Level 1 or Level 2 criteria.)
 Criteria at competition Levels 3-5 are highlighted in gray below that can be held at a lower level, if competition advertises classes held at a lower level.

Criteria for Existing or New Competitions	Criteria	Level 5 CDIs/CPEDIs USEF HP designated classes (I1– GP, Para Dressage) National Championship	Level 4 Regional Championships, and other competitions as required or as approved the by Federation (and USDF when required), upon application	Level 3 Developing Program Qualifiers (JR/YR/YA, YH & DH) and other competitions as required or as approved by the Federation (and USDF when required), upon application	Level 2 Other licensed Dressage shows	Level 1 “Introduction” to Licensed Competitions
	Classes of a lower level	Optional national classes – standards for national classes must be at Level 3 or higher. Prize list must list classes conducted under lower level criteria and list specific modifications.	Required for HP and RC classes – lower level classes optional. Standards for any other classes must be at Level 3 or higher. Prize list must list classes conducted under lower level criteria and list specific modifications.	Required for Developing prog qualifiers – lower level classes optional. Standards for other classes must be at Level 2 or higher. Prize list must list classes conducted under lower level criteria and list specific modifications.	n/a	n/a
	Opportunity Classes *no freestyles & all Federation rules apply	n/a (cannot offer)	n/a (cannot offer)	Three tests and only three classes per level per day at Second Level and below + two Eventing Test of Choice (TOC) classes per day.	Three tests and only three classes per level per day at Third Level and below + two Eventing TOC classes per day.	Three tests and only three classes per level per day at Fourth Level and below + two Eventing TOC classes per day.
	Length of Competition	Three or more days minimum – may be two or more consecutive competitions. All competitions days on or before the start of the Level 5 classes must be Level 5, except that a lower level competition may be held on the day(s) after the Level 5 classes end.	Three or more days minimum – may be two or more consecutive competitions. All competitions days on or before the start of the Level 4 classes must be Level 4, except that a lower level competition may be held on the day(s) after the Level 4 classes end.	Two or more days minimum – each day may be a separate competition. All competitions days on or before the start of the Level 3 classes must be Level 3, except that a lower level competition may be held on the day(s) after the Level 3 classes end.	One or more days.	One day only.
	Number of horses	No limit.	No limit.	No limit.	No limit, except must offer stabling if 150 or more horses.	Limited to 75 horses.
	Footing and arena type	Per FEI/National Championship rules. Minimum of one ‘main’ arena. All rings must have safe fencing with no plastic chains in any ring. Good all-weather footing that stands up to climate and inclement weather: good depth, consistent quality – no grass rings permitted at any dressage class.	Minimum of one ‘main’ arena. All rings must have safe fencing with no plastic chains in any ring. Good all-weather footing that stands up to climate: good depth, consistent quality – no grass rings permitted at any dressage class.	Minimum of one ‘main’ arena. All rings must have safe fencing with no plastic chains in any ring. Good all- weather footing that stands up to climate – no grass rings permitted at any dressage class.	Plastic chain rings and grass competition rings permitted for any class.	Plastic chain rings and grass competition rings permitted for any class.
	Arena Modifications (Competition arena)	Not permitted for FEI-recognized classes. Not permitted for national classes.	Not permitted for classes at any dressage level.	Not permitted for classes at any dressage level.	Permitted except for Regional Championships	Permitted except for Regional Championships

that is less than 20x60 or 20x40 meters)				qualifying classes and freestyles per DR126.	qualifying classes and freestyles per DR126.
Warmup: size, number, footing	Per FEI rules/ Nat'l Championship rules. No designated grass warmup for classes at any dressage level.	Minimum size of standard arena, similar footing to main arena. No designated grass warmup for classes at any dressage level.	Minimum size of standard arena, similar footing to main arena – no grass competition rings at any level and no designated grass warmup for Level 3 classes.	Warmup must be provided but no minimum specs.	Warmup must be provided but no minimum specs.
Lungeing and Exercise areas	Must have separate designated exercise areas if three or more rings. Must have separate designated lungeing area.	Must have separate designated lungeing area. Separate warmup required for championship entries.	Must have separate designated lungeing area or lungeing not permitted in area with riders.	Lungeing not permitted in area with riders.	Lungeing not permitted in area with riders.
Footing maintenance	History of good footing maintenance esp in inclement weather; maintenance once/hour. Maintenance required at least twice daily for lower level classes.	History of good footing maintenance esp in inclement weather; maintenance minimum three times/daily. Maintenance required at least twice daily for lower level classes.	History of good footing maintenance, maintenance required at least twice daily.	Ring maintenance required minimum once daily.	No minimum requirements.
Equipment for maintenance: dragging/ watering	Must have appropriate maintenance equipment for all types of footing at the competition. Watering equipment strongly recommended.	Must have appropriate maintenance equipment for all types of footing at the competition. Watering equipment strongly recommended.	Equipment for ring maintenance required.	Equipment for ring maintenance required.	No minimum requirements.
Stabling (Minimum specifications apply to both on-site and off-site stabling)	Required on grounds. Minimum 3m x 3m (9.8' square). Safe, accommodate stallions. No trailer in for CDI, Selection, or Championship classes. Stabling must be provided on grounds for all horses in Level 3-5 classes.	Required on grounds. Minimum 3mx3m rec; 9'x9' req. Safe, accommodate stallions. No trailer in for Champ. Entries. Stabling must be provided on grounds for all horses in Level 3-4 classes.	Required on grounds. Minimum 3mx3m rec; 9'x9' req. Safe, accommodate stallions. Stabling must be provided on grounds for all horses in Level 3 classes.	Stabling required if more than 150 horses. If offered must be per Federation rules.	Stabling optional. If offered must be per Federation rules.
Show office	Adequate space, internet access onsite or offsite and phone access.	Adequate space, internet access onsite or offsite and phone access.	Adequate space, internet access onsite or offsite and phone access.	No minimum requirements except phone access required.	No minimum requirements except phone access required.
Facilities (electric, water, manure disposal, restrooms)	Water availability, lighting, electric plugs convenient to stalls, stall doors provided. Sufficient number of rest rooms.	Water availability, lighting, electric plugs convenient to stalls, stall doors provided. Sufficient number of rest rooms.	Water availability, lighting, electric plugs convenient to stalls, stall doors provided. Sufficient number of restrooms.	Min per current Federation rules. Min one restroom required.	No min ex. per current Federation rules. Min one restroom required.

Criteria for Existing or New Competitions	Criteria	Level 5 CDIs/CPEDIs USEF HP Selection Trials (I1– GP, ParaEquestrian) National Championship	Level 4 Regional Championships, HP (I1) and other competitions as required or as approved by Federation (and USDF when required), upon application	Level 3 Developing Program Qualifiers (JR/YR/YA, YH & DH) and other competitions as required or as approved by Federation (and USDF when required), upon application	Level 2 Other licensed Dressage shows	Level 1 “Introduction” to Licensed Competitions
	Communication	Announcer & good quality sound system req. for announcements and freestyles. Announcements heard through facility (incl stabling, warmup & arena/office area) Radio/cell communication with all staff required.	Announcer & sound system req. for announcements and freestyles. Announcements heard through facility (including stabling, warmup & arena/office area) Radio/cell communication with all staff required.	Sound system for announcements and freestyles, and radio/cell communication with all staff required.	Sound system if freestyles are offered. Radio/cell communication with all staff required.	No minimum requirements.
	Staff	Announcer, stable mgr, awards coordinator, official’s hospitality, vol coordinator req. + history of adequate staffing. Vet, EMT and farrier must be on grounds designated for the Dressage Competition; photographer req & videographer recommended.	Announcer, stable mgr, awards coordinator, official’s hospitality, vol coordinator req. + history of adequate staffing. Vet, EMT and farrier must be on grounds designated for the Dressage Competition; photographer req & videographer recommended.	No minimum requirements except per current Federation rules.	No minimum requirements except per current Federation rules.	No minimum requirements except per current Federation rules.
	Feed, hay, bedding availability	Adequate supply and availability required. On-site availability required for bedding only.	Adequate supply and availability required. On-site availability required for bedding only.	No minimum requirements except per current Federation rules.	No minimum requirements except per current Federation rules.	N/A
	Security – nightwatch	Required.	Required.	Recommended.	Optional.	N/A
	Parking for competitors, trailers and spectators	Available and organized.	Available and organized.	Available.	Available.	Available.
	Judges, rating and number per class	Per FEI rules/ Nat’l Championship rules.	3 FEI judges required per HP rules. RC classes per Regional Championships rules.	Minimum of 2 “S” Judges.	No minimum requirements except per current Federation rules.	No minimum requirements except per current Federation rules.
	TD	See GR1211. At least ‘R’ TD is required. CDIs/CPEDIs are subject to FEI rules. Additional TDs can be ‘R’ or ‘r’.	GR1211. At least one ‘R’ TD is required. Additional TDs can be “R” or “r”.	See GR1211.	See GR1211.	See GR1211.
	Awards and ceremonies	Prizes req. per FEI rules.	Prizes req. per USDF rules.	No minimum requirements.	No minimum requirements.	No minimum requirements.
	Concessions	*Complete service required from 1 hour before competition until end. *Selection of hot/cold items & beverages all meals during show hours.	*Complete service required from 1 hour before competition until end. *Selection of hot/cold items & beverages all meals during show hours.	Food/ beverages required from 1 hour before competition until end.	Food and beverages required – limited hours permitted.	Optional.

Criteria for Existing or New Competitions	Criteria	Level 5 CDIs/CPEDIs USEF HP Selection Trials (I1- GP, ParaEquestrian) National Championship	Level 4 Regional Championships, HP (I1) and other competitions as required or as approved by Federation (and USDF when required), upon application	Level 3 Developing Program Qualifiers (JR/YR/YA, YH & DH) and other competitions as required or as approved by Federation (and USDF when required), upon application	Level 2 Other licensed Dressage shows	Level 1 "Introduction" to Licensed Competitions
	Prize money	Per FEI rules/ Nat'l Championship rules.	Required for Championship classes.	Optional.	Optional.	Not permitted.
	Prize list and entry process	Online – complete listing of officials	Online – complete listing of officials	No minimum requirements except per current Federation rules.	No minimum requirements except per current Federation rules.	No minimum requirements except per current Federation rules.
	Management	Minimum 5 years experience of both manager and secretary at Federation /USDF Dressage Competitions must be eligible as Level 3 mgr or sec'y and have managed or secretaried four or more Level 3 or 4 competitions for min. two years + apprentice at 2 CDIs prior to application for Level 5 status.	Minimum 4 years experience of both manager and secretary at Federation /USDF Dressage and have managed or secretaried four or more Level 3 competitions two of which must have 125 or more horses entered for min. two years prior to application for Level 4 status.	Minimum of 2 years experience and 4 shows for both manager and secretary at Federation /USDF Dressage Comps prior to application for Level 3 status.	Experience not required.	Experience not required.
	Manager and Secretary	Separate individuals during competition. One or more full-time asst secretaries required. The competition manager and secretary must be current USDF Participating or Group members in good standing at the time competition recognition is granted and on the date of the competition.	Separate individuals during competition. One or more full-time asst secretaries required. Manager and secretary must be current USDF Participating or Group members in good standing at the time competition recognition is granted and on the date of the competition.	Separate individuals during competition. Manager and secretary must be current USDF Participating or Group members in good standing at the time competition recognition is granted and on the date of the competition.	No req. One person may do both during comp. Manager and secretary must be current USDF Participating or Group members in good standing at the time competition recognition is granted and on the date of the competition.	No req. One person may do both during comp. Manager and secretary must be current USDF Participating or Group members in good standing at the time competition recognition is granted and on the date of the competition.
	Scoring	Per FEI rules/ Nat'l Championship rules. Electronic scoreboard/scoring recommended. Announcement of provisional scores required.	Class results must be posted within one hour of final ride in class.	Class results of qualifying classes must be posted within one hour of final ride in class	Prompt posting but no minimum requirements.	Prompt posting but no minimum requirements.
	RC qualifying classes	yes	yes	yes	yes	yes
	Year-end awards scores	yes	yes	Yes – except for Opportunity classes.	Yes – except for Opportunity classes.	Yes – except for Opportunity classes.
	Drug rules	FEI/ Per Nat'l Championship rules.	Federation	Federation	Federation	Federation
	Spectator services	Required: seating at main rings, other services.	Required: seating at main rings.	Recommended but not required.	Optional	optional
	Application Approval Process	Federation	USDF regions and USDF Oversight Committee; Federation committees for HP.	USDF and Federation.	Jointly USDF recognized and Federation licensed.	Jointly USDF recognized and Federation licensed.
	Computer software	Proven to produce all required FEI, Federation and USDF reports and track competition entries.	Proven to produce all required Federation and USDF reports and track competition entries.	Proven to produce all required Federation and USDF reports and track competition entries.	No minimum requirements. Electronic results required per Federation /USDF rules.	Optional. Electronic results optional.
	Competitor amenities	Special events and trade fair strongly recommended.	Special events and trade fair strongly recommended.	Optional	Optional	Optional
Show program	Required	Required	Required	Optional	Optional	

SPECIAL COMPETITIONS

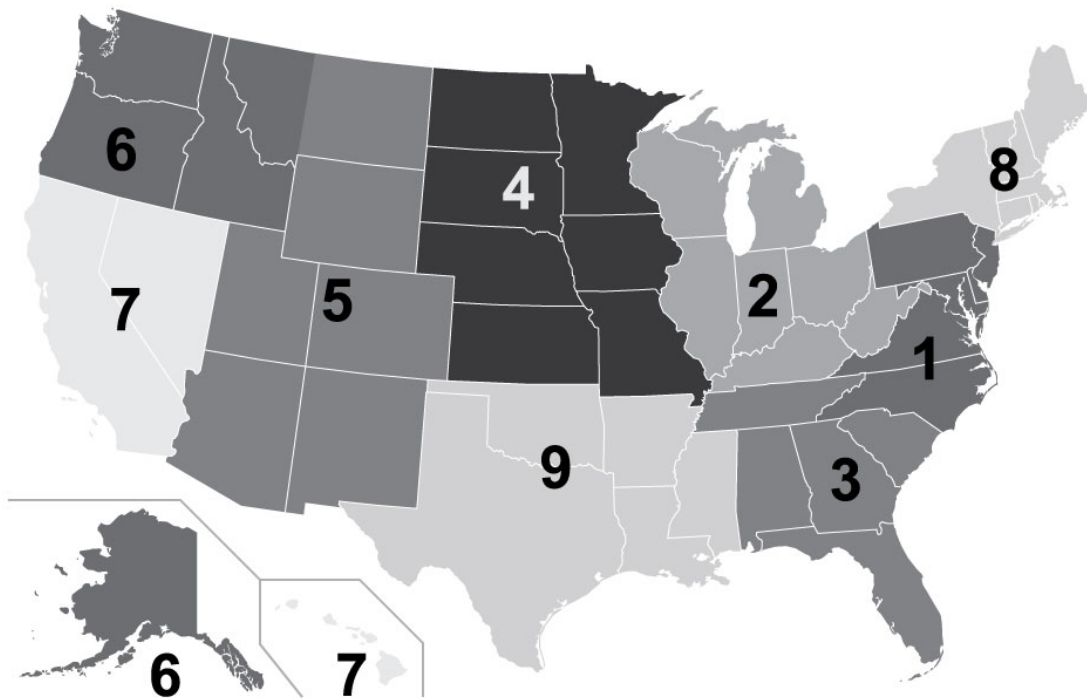
DR127 USEF/USDF Qualifying and Championship Classes and USEF/USDF National Championships for Dressage

1. The Federation recognizes special competitions for Dressage Championships. Competitions licensed by the Federation in the Competition category of "Dressage Competition" and who wish to hold qualifying classes for one or more of these Championships should request information from the International Disciplines Department at the Federation or from USDF. Dressage Competitions offering these classes shall make a complete report to the Federation and to USDF in order that membership and horse recordings can be checked. Complete results must be submitted to the Federation and USDF in compliance with GR1214, including names, addresses, individual membership numbers and horse recording numbers of all class entries and the number of all ribbon winners.
2. Unless specified otherwise in published selection procedures, all qualifying competitions for USEF/USDF Championships are open only to horses that have been recorded with the Federation, ridden by Junior Active, Senior Active, or Life Members. Annual or lifetime Horse Recording is required and horses with only HID numbers are not eligible. Horse owners must also be Junior Active, Senior Active or Life Members. If the horse has more than one owner, at least one owner must have both active Federation Junior Active, Senior Active or Life membership and active USDF Participating or Business Membership. For a business or farm to be the valid owner under this requirement, it must be listed as an owner of the horse with both the Federation and USDF. Responsibility to record their horse(s) with and become members of the Federation rests entirely with the competitors. Qualifications will not count until the applications and fees for the horse's recording and rider's and owner's Junior Active, Senior Active, or Life Membership are received by the Federation, unless submitted according to the provisions of GR203.1 and GR1309.1. Horses must be entered in qualifying and championship classes under their official recorded names and ownership as specified in GR1102.3, and transfers of ownership or lease registrations must be completed in compliance with GR1105 and GR1108 prior to the competition in order for the horse to compete under the name of the new owner or lessee. It is further provided that for qualifications to count with respect to any competition, such materials and fees must be received by the Federation office on or before the first recognized day of such competition, unless submitted according to the provisions of GR201.7 and GR1309.1. Qualifications are not retroactive. Competition secretaries of Federation Dressage Competitions are responsible to the Federation to ensure that horses in qualifying and championship classes are recorded in compliance with GR1102 and riders and owners are current members of the Federation and meet other requirements as set forth in the description of the Championship Classes, including that USDF membership and horse registration requirements are current. Copies of documents submitted by competitors to verify USDF membership and horse recording must be available in the competition office. Information on USDF membership and horse registration requirements is available through the USDF office. Affidavits will not be accepted for Federation or USDF membership or horse recording verification purposes for entry in Championship classes.
3. Competition Managers of Federation Dressage Competitions which hold USEF/USDF Qualifying and/or Championship classes are responsible to the Federation for knowing and complying with all Federation rules and USDF guidelines regarding qualifying and/or championship classes. Technical Delegates for these competitions must investigate incidents of non-compliance and report violations to the Federation.
4. Qualifying classes may be offered only at Level 1 through Level 5 Dressage Competitions. Qualifying classes may not be offered in Regular Competitions or in breed-restricted classes of any Federation competition. Qualifying classes may be offered at Training through Grand Prix levels, including USDF and FEI Freestyles, and must be the highest or single test of the level or included in a USDF-approved list of classes. Eligible competitors must be given the option to enter the class as "USDF qualifying" for an additional fee, which must be paid prior to the start of the class. Only one ride can be required and a maximum of one entry fee charged for the class in addition to the USDF qualifying fee. Effective starting with the 2018 USEF/USDF qualifying competitions for the Regional Championships, the USDF qualifying fee shall be as posted on the Federation website. Horse/rider combinations may enter more than one test, and Freestyle, at each level per day as "USDF qualifying". Championships must be offered according to USDF Championship specifications. Each USEF/USDF Qualifying and/or Championship classes must be designated as such in the prize list and in the competition results. During each USEF/USDF Regional Championship, only one class

per division and/or level may be held to determine USEF/USDF Regional Champions. Yearly specifications for USEF/USDF Qualifying classes and Championships will be published by USDF and the Federation and may be requested from USDF. If a rider intends to enter an Adult Amateur Championship, they must be an Adult Amateur by Federation definition and must provide proof to USDF and to competition management (see GR106 and GR1306).

5. In the fall of the year, Championships will take place at designated Federation/USDF competitions. A horse may not be entered in more than one USEF/USDF Regional Championship at particular levels in the same calendar year. Having won a USEF/USDF Regional Championship three times (in any region over their lifetime), a horse/rider combination may no longer compete in USEF/USDF Regional Championship competition at that or a lower level (Grand Prix Level excepted), if they received the minimum qualifying score or higher for that division and level in the championship test.
6. Under penalty of disqualification from all championship classes for the horse/rider combination, within 24 hours prior and at no time during a USEF/USDF Championship competition may any horse entered in that Championship competition be ridden by anyone other than the rider entered in the Championship competition on that horse (Exception: grooms riding on loose rein). Further, any horse entered in a Championship competition, even if entered at two levels, must be ridden by the same rider throughout the competition.
7. Entries in USEF/USDF Dressage Championship classes are limited to competitors who have met the qualifications, membership, horse recording and registration requirements, and deadlines outlined below and published by USDF. Competitors who are properly qualified, whose completed entries are received by the Closing Date for a particular Regional Championship and who have complied with all Championship rules may not be denied entry into the Regional Championship class(es) for which they have qualified. Only one class per division and/or level may be held to determine USEF/USDF Regional Champions.
8. All horses competing in Regional Championships classes must be stabled on the competition grounds and must remain on the grounds for the duration of their participation in the event, from the time of arrival until the horse has finished competing in all classes, including all non-championship classes. If the horse leaves the grounds, it would be disqualified in championship classes, but not in non-championship classes.
9. The rider/horse combination qualifies for the Championship competition. If a new rider wishes to compete with the horse at the Championships, they must requalify.
10. In the event of a tie (equality of total points) for Champion and/or Reserve Champion in USEF/USDF Championships classes, the collective marks after coefficients have been applied will determine first, second and/or third places (i.e. when a tie for first place is broken by collective marks, tied competitors will receive first and second places, etc.). If collective marks are equal the tie will remain unbroken (i.e., two first places will be awarded, next third place, etc.) Ties (equality of total points and total collective marks after coefficients have been applied) after second place will be broken by collective marks. Ties (equality of total points and total collective marks after coefficients have been applied) occurring in 3rd-8th place will remain unbroken. In the case of a tie (equality of total points and total collective marks and total collective marks after coefficients have been applied) for Champion, prize money designated for Champion and Reserve Champion will be combined and divided equally between the competitors.
11. Specifications for Qualifying and Championship Classes. Specifications for Qualifying and Championship classes are published on the Federation and USDF websites and may be requested from USDF.
12. The Selection Criteria, Host Site Application and Championship Specifications for the National Championships for Dressage are available from the Federation International Disciplines Department.
13. Unless otherwise indicated, all Federation rules for USEF/USDF Qualifying and Championship classes will also apply to the National Championships for Dressage.
14. The selection of judges and technical delegates for the National Championships for Dressage is a responsibility of the Federation, after consultation with the Championships Organizing Committee.
15. USEF/USDF Regional Championships will be licensed/recognized according to the following map of USDF regions.

BOD 06/17/24 Effective 12/01/24



DR128 USEF National Championships

1. Special rules for USEF National Championship program qualifying and championship classes are listed in the Selection Procedures for each program. These documents are updated annually and posted on the Federation website.
2. For Federation qualifying for Children, Pony Riders, Juniors, Young Riders and Brentina Cup (Young Adults), within 24 hours prior and at no time during the competition, may any horse entered in a USEF Qualifying class be ridden by anyone other than the athlete entered in that class on that horse, under penalty of disqualification from the class for USEF championship qualifying purposes. For USEF championships for Children, Pony Riders, Juniors, Young Riders and Brentina Cup (Young Adults), within 24 hours prior and at no time during the competition, may any horse entered in a USEF Championship class be ridden by anyone other than the athlete entered in that class on that horse under penalty of elimination from the USEF championships. Exception: grooms riding on a loose rein. For purposes of this rule, the competition starts when horse and athlete arrive on the show grounds. This rule also applies for NAYC and USEF High Performance (HP) qualifying competitions and classes.
3. Horses competing in Level 4-5 classes (for example: USEF National Championships classes) must be stabled on the competition grounds and must remain on the grounds for the duration of their participation in the event from the time of arrival until the horse has finished competing in championship classes. Exception: For USEF/USDF Regional and National Championships for Dressage, horses must remain on the grounds from the time of arrival until the horse has finished competing in all classes, including all non-championship classes.
4. Qualifying scores for USEF National Championships, including Children, Pony Riders, Juniors, Young Riders, Brentina Cup (Young Adults), Young and Developing Horse, and High Performance (Intermediate I and Grand Prix), must be submitted by Competition Management to the Federation Dressage Department within 48 hours after the competition. Exception: Competitions held at the end of the qualifying period require submission of results within 24 hours after the competition. This rule also applies to NAYC qualifying classes.
5. The Developing Horse Prix St. Georges and Developing Horse Grand Prix tests must be offered in USEF Qualifying competitions as separate classes and cannot be offered as a Developing Horse Test of Choice class. Young Horse

qualifying tests (USEF Four-Year-Old Test, FEI Five-Year-Old Final Test and FEI Six-Year-Old Final Test) must be offered as separate classes and cannot be offered as a “Young Horse Test of Choice” class. All other USEF National Championship qualifying and championship tests must be offered in separate classes.

DR129 Musical Freestyle Ride

1. Scoresheets for FEI level Freestyles may be obtained from the Federation office or from the FEI web site. Scoresheets for Federation level Freestyles may be obtained from the USDF office. Freestyles at Training Level and above may be offered at Federation licensed Dressage Competitions. Current FEI and USDF scoresheets must be used and any changes will come into effect at the time of their release, and those changes will supersede the previous scoresheets. Except for 7.a, 7.d, and 7.f below, the following rules apply to both Federation and FEI level Freestyles. The FEI has published “Directives for Assessing the Degree of Difficulty in a Freestyle Test” which has information on the judging of Freestyle tests and is available on the Federation website. Additional information on the execution and judging of Federation level Freestyles is listed on the USDF scoresheets.
2. For time allowed, see individual score sheets. At the beginning and end of a Freestyle Test a halt with a salute is compulsory on the centerline, facing the judge at “C”. Time begins when the horse moves forward after the competitor’s halt and ends with the final halt and salute.
3. Equipment and attire must be dignified and conform to the requirements set forth for the corresponding Federation or FEI level. Under penalty of elimination, a rider’s hat may not be intentionally removed.
4. Riders are not required to submit a written copy of the ride.
5. The highest score shall be declared the winner of the class. In the case of a tie, the higher artistic score shall determine the winner. Should the artistic mark be the same, the higher mark for harmony will decide. If still tied the higher mark for choreography will decide.
6. Music
 - a. Music is mandatory. It is the responsibility of the competitor to select the appropriate music for the ride and provide the music in the format(s), method(s), and time frame specified in the prize list. Formats must include CDs and/or digital files (MP3 and/or WAV)
 - b. Sound checks must be provided to riders in Freestyle classes for no fee, either on the day prior to competition or prior to their scheduled class. The requirements and timetable for scheduling sound checks must be published in the prize list.
 - c. Each rider will be permitted one representative who may communicate with the person responsible for handling the music to supervise the handling of the music if so desired by the competitor.
 - d. In case of rider’s music failing before or during a Freestyle Test and in cases where there is no backup system, the rider can, with permission of the judge at “C”, leave the arena or start at a later time. If there is a problem with the music, the rider should immediately approach the judge at “C” to discuss options for restarting their test. There should be minimum interference with the starting times of the other riders and the affected rider should return to complete or restart their test during a scheduled break in the competition or at the end of the competition. The rider may decide whether to restart the test from the beginning or to commence from the point where the music failed. Judging must restart at the point of interruption. In any case, the marks already given will not be changed.
 - e. Under penalty of elimination at the discretion of the judge at “C”, a rider must enter the arena within 30 seconds of the music starting. Exception: For USEF High Performance qualifying and selection trials, see DR122.5. The music must cease at the final salute.
 - f. See DR126.4 (Dressage Levels Chart) for requirements on sound systems to play music for freestyles. Competition Levels 3-5 must have a sound system to play music. Level 2 competitions must have a sound system to play music if freestyle classes are offered. There are no minimum requirements for Level 1 competitions.
7. Movements
 - a. In FEI Level Freestyles, the competitor must include all gaits and movements required on the FEI score sheet at the level shown. Current FEI rules apply. See current FEI Freestyle directives and handouts.
 1. Once a movement has been included in the tests of the Freestyle level declared or those below, it can be shown at any location in the arena (exception: mandatory halts).
8. When two or three judges officiate in a class, they may be located either on the short end of the arena (i.e. H/C, C/M, or H/C/M) or one may sit on the long side (i.e. C/B, E/C, H/C/B or E/C/M).

9. a. With the exceptions noted below, in order to enter a freestyle class at any level, a horse/rider combination must have received a minimum score of 63% for Training through Fourth levels in the highest test of the declared freestyle level or any test of a higher level. For the FEI levels, a horse/rider combination must have received a minimum score of 60% at the declared freestyle level or any test at a higher level. Scores must be received at a Federation /USDF Licensed Dressage Competition or FEI recognized Dressage Competition or “open” Dressage class (i.e. open to all breeds) at a Federation Licensed Competition held prior to the competition where the horse/rider combination is entered to ride a freestyle class. The 63% minimum qualifying score applies to all Training through Fourth level Freestyles, even if an FEI test is being ridden as a qualifier. For example, a horse/rider combination competing in PSG or the FEI Young Rider test must obtain a score of 63% or higher in order to ride a Fourth Level Freestyle and a horse/rider combination riding the FEI Pony Rider test must obtain a minimum score of 63% to enter a Second Level Freestyle.
 - b. To enter an FEI Para Dressage Freestyle class, a horse/rider combination must have received a minimum score of 60% in any FEI Para Dressage test (Para Novice Test, Para Intermediate Test or Para Grand Prix Test) at the rider’s classified Grade. This score may be earned at a USEF/USDF licensed Dressage Competition or FEI recognized Dressage Competition or “open” Dressage class (i.e. open to all breeds) at a Federation Licensed Competition held prior to the competition where the horse/rider combination is entered to ride a freestyle class.
 - c. A copy of the USDF score verification verifying eligibility, must be submitted with the entry for a freestyle class, except to enter USEF/USDF Musical Freestyle Championship classes. Qualification of those entries will be verified by USDF. **Riders receiving scores within 30 days prior to a competition may submit a copy of the test verifying eligibility.**
 - d. All FEI Pony Rider Tests are equivalent to Second Level; all FEI Junior Tests are equivalent to Third Level; all FEI Young Rider Tests are equivalent to PSG; and the USEF Brentina Cup (Young Adult) Test and FEI Young Rider Grand Prix 16-25 Tests are equivalent to Intermediate II. For purposes of freestyle qualification, all are considered equivalent to the highest test of that level and may be used to enter a freestyle at that level or a level below, as long as the appropriate score is earned. Young Horse and FEI Children Tests cannot be used for freestyle qualification at any level.
 - e. A qualifying score is not required to enter FEI Pony Rider, FEI Junior, and FEI Young Rider Freestyles.
 - f. In addition, a horse/rider combination competing in the U25 division is not required to obtain a minimum qualifying score prior to riding a GP Freestyle.
10. If Grand Prix Freestyle class is offered at a competition, at least one Grand Prix class must be offered and scheduled prior to the Freestyle (DR126.1.b.6). Additional competition management requirements for freestyle classes are listed in DR126.1.b.6, DR126.1.f.13a, DR126.1.g.4 and DR126.1.j.2-3.
 11. All judges of a freestyle test at any level must judge both artistic and technical parts of the test.

DR130 Quadrille and Pas de Deux

Refer to USDF Quadrille and Pas de Deux Rules and Guidelines for specific information regarding attire, saddlery, equipment and judging specifications for freestyle quadrilles, special costume freestyle quadrilles and Pas de Deux. Current USDF rules must be followed. If horses in Quadrille and Pas de Deux classes are not the same level, the lower level horse determines which Quadrille or Pas de Deux level the team may enter. The lower level horse must enter no more than two consecutive levels in accordance with DR119.2, including their Quadrille or Pas de Deux level. The upper level horse is exempt from the “two consecutive level” requirement and may compete at any dressage level for which they are otherwise eligible during the same competition. For example, a Prix St. Georges horse and a horse competing at Second and Third Levels may enter a Pas de Deux class no lower than Second Level.

DR131 Dressage Derby

This is a contest in which the riders may expect to change horses. It is conducted in two parts: 1) all riders ride a special test (usually short five minutes); 2) the four highest-scoring riders bring their horses to a special area and prepare to ride the test on each of the other three horses. An order-of-go is established and posted. The rider may not mount the horse they are assigned before entering a practice area (either in front of the judge or in an adjacent supervised area). Each

rider will be given the same amount of time to familiarize themselves with their mount before beginning the special test. Scores will be posted for each rider on each horse including their own. The winning rider will be the rider with the highest total score (four rides). There may also be an award to the winning horse, the one with the highest total for the four rides in which it appeared.

DR132 Suitable to Become a Dressage Horse

Open to horses that have not competed in any test above the First Level that are under seven years of age. To be shown at a walk, trot and canter both ways of the ring. To be judged on the horse's potential to become a Dressage mount. Horses are placed and no actual scores are awarded.

DR133 Dressage Seat Equitation

1. Dressage Seat Equitation classes. May be offered for Juniors, Young Riders, Adult Amateurs and/or Open riders according to the following specifications:
 - a. Medium walk, working trot and canter both ways of the ring must be performed. Equitation classes may also be offered that are limited to medium walk and working trot. Dressage Seat Equitation classes may be held as Opportunity classes as specified in GR 821.2e. The rider's position, seat and specifically the correct use and effect of the aids required by the Training and First Level Dressage tests are to be judged as outlined in DR117.1.
 - b. The movements shall be performed by the exhibitors simultaneously; however, the judge may ask for independent tests as listed below in DR133.2.i(4)-2.i(5).
 - c. No change of horses shall be required.
 - d. Whips and spurs are allowed. Horses shall be shown in plain snaffle.
 - e. The size of a group shall be limited to no more than 25 riders. Groups may be divided into smaller sections, at the discretion of the judges, for safety and convenience. Judges may limit the number of horses required to canter at the same time, at their discretion.
 - f. Only the rider is judged, however, lameness of horses will be penalized per DR122.6.
 - g. Prizes are awarded to the rider, not the horse owner.
 - h. Two numbers (min. 3"x5") must be provided to Equitation riders and they must be positioned on each side of the saddle pad to be clearly visible at all times.
 - i. Judges are required to give a final percentage score to all riders competing in the class.
 - j. USEF Dressage Seat Equitation scoresheets must be used.
 - k. Stallions may not be ridden in Dressage Seat Equitation classes.
 - l. Classes should be held in an enclosed ring that is larger than a standard dressage arena, if available. If such a space is not available, an open schooling area is permitted. If classes must be held in a dressage arena, it must be at least 20m x 60m, and no more than 6 horses shall be asked to canter at the same time.
 - m. Judges are encouraged to provide verbal comments to riders after the class, but scoresheets must not be posted.
2. Dressage Seat Medal Program
 - a. The purpose of the program is to promote and reward correct seat, position and use of aids in dressage for Junior riders.
 - b. Dressage Seat Medal Semi-Final Classes will be offered for Juniors in each of the nine USEF/USDF Regional Championships. One Semi-Finals class will be offered for Juniors ages thirteen and under and a second Semi-Finals class will be offered for Juniors ages fourteen through eighteen. A Regional Champion and Regional Reserve Champion will be named from each Semi-Finals class in each USDF region.
 - c. The top two riders in each Semi-Finals class will qualify to advance to the annual Federation Dressage Seat Medal Finals, which will be held in conjunction with the Federation Junior Dressage Team Championship or other designated competition. In case one of the top two riders in either Semi-Finals class does not compete in the Finals, the third placed rider in the respective class will be allowed to compete. Two finals classes will be held; one for Juniors age thirteen and under, and the other for Juniors age fourteen through eighteen. A National Champion and National Reserve Champion will be named from each Finals class.
 - d. Juniors who are named Regional Champions and Reserve Champions at age 13 or 18 will be eligible for the next year's final in the respective age group in which they qualified.

- e. Federation Dressage Seat Medal Semi-Finals and Finals classes must be held on a weekend.
- f. Qualification.
 - 1. Prior to 2012, Semi-Finals riders must have qualified to compete in the Semi-Finals according to the criteria approved by the Federation Board of Directors. Effective August 1, 2011 for 2012 Semi-Finals and thereafter, riders must qualify for the Semi-Finals according to criteria established by USDF and approved by the Federation Board of Directors. The criteria listed below in 2.f.(2)-2.f(4) apply under both qualifying methods.
 - 2. Rider: Must meet the current Federation definition of Junior, for purposes of competition in the Dressage Division, i.e., a rider is eligible until the end of the calendar year in which they reach the age of 18 (DR119.3) will be eligible to compete in a Dressage Seat Medal Semi-Final class in the appropriate age group. A rider is eligible for the 13 and under Semi-Final class until the end of the calendar year in which they reach the age of 13. A rider is eligible for the 14 through 18 Semi-Final class from the beginning of the calendar year in which they reach 14 until the end of the calendar year in which they reach the age of 18. Riders in Finals and Semi-Finals classes must be a USDF Participating Member and Federation competing member.
 - 3. Horse: There are no special qualification, ownership, or registration requirements for horses or ponies that compete in Dressage Seat Medal Semi-Finals or Finals classes, other than the standard Federation and USDF requirements to enter a competition. An eligible rider may compete on any horse or pony of any level in Semi-Finals and Finals. Horses competing in Semi-Finals and Finals classes must have either a Federation HID or be Federation Recorded and must have a USDF HID or USDF Lifetime Horse Registration. The same horse or pony is not required for the Semi-Finals and the Finals. Substitution of horse or pony is permitted at any time before the start of a Semi-Finals or Finals class, as long as the appropriate change is made through the competition secretary to the entry records.
 - 4. Horses and ponies may be ridden by only one rider in each division, but may compete in both divisions.
- g. Championship Rules.
 - 1. A rider may compete in only one Semi-Finals class at one Regional Championships competition.
 - 2. Borrowed horses are permitted in both Semi-Finals and Finals classes.
 - 3. Two Federation Registered (R) or Senior (S) judges, one of whom must have a Federation Dressage Seat Equitation Designation, will officiate together in each Semi-Finals class, using the same scribes and the same class score sheet. Three Federation Registered (R) or Senior (S) judges will officiate together, as above, in each Finals class. Judges should evaluate riders separately from different positions in the ring and then all judges must consult together prior to arriving at final scores.
 - 4. USEF Dressage Seat Medal class score sheets must be used. The final score for each rider must be posted at the conclusion of the class.
 - 5. Tied scores in a Dressage Seat Medal Semi-Final and Final class will be broken by requiring riders to perform an additional independent test, which will be scored by all judges together. The higher score on the additional independent test will receive the higher placing.
 - 6. Dressage Division rules will apply, in particular:
 - a. Saddlery, Equipment and Dress as required for First Level, except as specified in .h below.
 - b. Unauthorized Assistance as defined in DR122.10 is prohibited.
 - c. Use of voice will be penalized.
 - d. Horses may be eliminated for lameness, as defined in DR122.6.
 - e. Elimination, as defined in DR124.1, except for .e, .h and .m.
- h. Saddlery, Equipment and Dress.
 - 1. Horses of all levels (both age divisions) must be ridden in a plain snaffle as pictured in Figure DR121.1. Whips and spurs are permitted in both Semi-Finals and Finals classes, as well as other equitation championship classes, and all riders must wear a short jacket as described in DR120. Protective headgear, as described in GR801, is required for participation in both Semi-Finals and Finals classes, however, the Federation, Show Committee and Licensed Officials are not responsible for inspecting headgear worn for such compliance. All other dress, saddlery and equipment rules for First Level horses and riders in competition and warm-up must conform to DR120 and DR121, except that horses also showing in dressage classes at Third Level and above may warm up for those classes in a simple double bridle.
- i. Class Specifications.
 - 1. The rider's position, seat and use and effect of the aids will be judged as described in DR117.

2. Movements shall be performed by the exhibitors simultaneously; however, the judges may ask for independent execution of certain tests. All instructions must be publicly announced.
 3. Riders must be judged at the medium walk, working trot (sitting and rising), and working canter in both directions. When rising trot is permitted or requested, the rider should change the diagonal when changing directions, except during a lengthening. The correct diagonal is considered to be when the rider is sitting when the outside front foot and inside hind foot are on the ground.
 4. In judging the position, seat and use of aids, judges may include the following movements and exercises as required at Training and First Level:
May be ridden as a group:
 - a. Free walk
 - b. Transitions from one gait to the next in both directions
 - c. Transitions from walk to halt and vice versa
 - d. Change of direction across the diagonal, down the centerline, across the arena, and/or by making a half-circle at the walk or trot
 5. Additional tests from which judges may choose movements and exercises, as required at Training and First Level, to be ridden in small groups or independently:
 - a. Transitions
 - b. Leg yield
 - c. Changes of lead through trot
 - d. Serpentine at the trot
 - e. Shallow loop serpentine in canter, maintaining lead
 - f. Trot lengthening and/or canter lengthening
 6. In Semi-Finals classes, it is not required that all riders in a class perform independent tests. The judges may, at their discretion, choose to require independent tests, and they may select any number of riders in the class to perform one or more independent tests. However, independent tests must be required of each rider in Federation DSM Finals classes.
 7. No change of horses shall be required in Semi-Finals or Finals competition.
 8. The number of horses required to work at the same time shall be limited to no more than 25. Groups may be divided into smaller sections, at the discretion of the judges, for safety and convenience. Judges may also limit the number of horses required to canter at the same time, at their discretion.
- j. Competition Ring.
1. Dressage Seat Medal Semi-Finals and Finals classes may be held in an enclosed ring that is larger than a standard dressage arena, if available. If such a space is not available, an open schooling area is permitted. If classes must be held in a dressage arena, it must be at least 20m x 60m, and no more than 6 horses shall be asked to canter at the same time.

DR134 Materiale Class

1. Dressage Competitions may offer Materiale classes in the following categories: Three-year old Fillies, Three-year old Colts and Geldings, Four and Five-year old Mares, and Four and Five-year old Stallions and Geldings. Classes for fillies and mares may not be combined with classes for colts, geldings or stallions.
2. Horses will be evaluated according to the criteria listed on the "USDF Materiale Class Scoresheet," and classes must be conducted according to the USDF "Procedures to Host USDF Materiale Classes".
3. When Materiale classes are held at a Dressage Competition that offers only Dressage classes, or both Dressage and Dressage Sport Horse Breeding classes, they may be judged by any classification of Dressage judge.
4. Two numbers (min. 3" x 5") must be provided to and worn by Materiale class entries and they must be positioned on each side of the saddle pad to be clearly visible at all times.

DR135 Pony Measurement

1. General

- a. Any animal not over 148 centimeters without shoes, or 149 centimeters with shoes is classified as a pony. All other animals are classified as horses. For informational purposes only: 148 cm is approximately 14 hands 2 1/4 inches and 149 cm is approximately 14 hands 2 3/5 inches.
- b. In order to be eligible to compete in Dressage classes, tests or awards limited to ponies or Dressage Sport Horse Breeding classes, tests or awards limited to ponies, a copy of the Federation Standard or Temporary Measurement card must be submitted with the entry for each pony possessing a measurement card and competing at that competition.
- c. If a pony, age three or over, is not in possession of a fully and correctly completed measurement certificate or valid measurement form, or if competition management cannot confirm the measurement electronically with the Federation, the Competition Management must order the pony to be measured at that competition if entered in Dressage classes, tests or awards limited to ponies or Dressage Sport Horse Breeding classes, tests or awards limited to ponies.
- d. A current, valid Federation Hunter/Jumper measurement card may also be acceptable as long as it is otherwise valid according to Dressage measurement requirements.
- e. Measurements must take place at a Licensed Competition in which the animal is entered to compete. All animals presented for measurement are subject to drug testing.
- f. Measurement will be required yearly from age three until the pony has reached the age of eight years. Animals three through seven years of age will be issued an annual Temporary Certificate of Measurement which is good for the competition year. The pony will have to be remeasured each year until it reaches eight years of age. Animals eight years and older will be issued a Standard Certificate of Measurement which will not need to be renewed. The pony will not need to be remeasured unless there is a protest of the pony's height.
- g. Failure to allow the pony to be measured or the animal not measuring as a pony will result in the pony being disqualified at that competition from competing in pony classes or tests or for awards limited to ponies.
- h. Measurement forms of every measurement (those that measured as ponies) or measurement attempts (those that failed to measure as ponies) must be submitted to the Federation once the measurement process has started. Failure to submit a measurement form will subject the official to charges or penalties per Chapter GR7.
- i. If the animal fails to measure as a pony, the measurement form indicating the failure to measure is submitted to the Federation. The form must not be given or sent to the owner, but must be sent to the USEF Horse Measurement Coordinator along with the name of the owner. On the uploaded form, put the USEF Horse Measurement Coordinator or yourself on the box for email address.
- j. An owner or trainer of an animal declared ineligible on account of height may appeal the measurement to USEF. An attempt to remeasure the animal must follow the Procedures for an Appeal Measurement as outlined in DR 135.11. No additional measurement may occur except pursuant to an appeal.

2. Measurement Device and Measurement Surface

- a. A Federation Approved Measuring Stick with a metric scale must be used. All Federation approved measurement sticks will be numbered and carry the Federation logo. The stick must be available throughout the competition.
- b. A suitable surface is defined as a flat, level, hard surface, preferably a concrete slab or paved area. If a suitable surface is not available, a thick sheet of plywood may be used but will result in a 'competition only' measurement. (DR 135.10).

3. Measurement Officials

- a. Measurements must be conducted by an eligible Dressage Technical Delegate who is certified by the Federation to conduct Dressage pony measurements and is officiating at the competition, as well as the Competition Veterinarian.
- b. If the official Competition Veterinarian is not present at the competition, or not available when on call, the measurement may be conducted by the Technical Delegate and a Judge officiating at the competition or another Technical Delegate officiating at the competition; however, the measurement will be for the purposes of that 'competition only' and no measurement card will be issued. Measurement forms will be sent to the Federation, but will not be given to the owner. (DR 135.10)
- c. A Technical Delegate may not measure an animal that is owned by a member of their family or by any of their or their family member's clients. (GR1041.2)
- d. Technical Delegates and other competition officials who measure ponies at a competition are responsible for their true measurement and must use the Federation approved measurement stick. The names of the measuring officials will be printed on the measurement card and they may be subject to penalties per Chapter GR7 if it is subsequently determined that a measurement is incorrect.

4. Dressage Competition Levels Measurement Requirements, Procedures and Fees

- a. All levels of Dressage Competitions holding Dressage classes, tests or awards limited to ponies or Dressage Sport Horse Breeding classes, tests or awards limited to ponies are responsible for providing a Federation Approved Measurement Stick, and a suitable surface for measurements.
 - b. Level 3-5 competitions must make measurement of ponies available. If Level 1-2 competitions are not offering pony classes, awards or tests, they are not required to arrange measurements at their competition, but have the discretion to do so in accordance with all procedures contained in this rule.
 - c. When measurements are required pursuant to paragraphs a and b above, the prize list must include the official measurement time period when the necessary officials will be available to conduct measurements.
 - d. Measurement Times and Fees:
 - i. At all competitions (including Levels 1-5) where pony tests, classes or awards are offered and the official veterinarian is on call or on the grounds, the prize list must include the time period when the official competition veterinarian will be available to conduct measurements.
 - ii. Alternatively, when the competition veterinarian is on call and an additional measurement time is necessary, management must receive a written request for measurement from the owner or agent at least five days prior to the start of competition. When the veterinarian is required to be on the grounds, the measurement request must be received prior to the start of competition. Management must schedule the competition veterinarian to conduct the measurement.
 - iii. Only one total maximum fee of \$100 per measurement can be charged when measurements are conducted during a time when the competition veterinarian is on call and only one total maximum fee of \$25 per measurement can be charged when the competition veterinarian is on the grounds. If the maximum fee is paid to the veterinarian, neither management nor the veterinarian may charge an additional fee amount. The competition veterinarian shall agree not to charge more than the maximum fees stated above. The total fee paid to the veterinarian and the competition shall not exceed \$100/animal when the veterinarian is on call and shall not exceed \$25/animal when the veterinarian is on the grounds.
5. Memberships
- a. Before any animal is measured, the person presenting the animal must have one of the following in his possession: the owner's USEF membership number, a signed statement that membership has been applied for, or proof of Equine Canada membership.
 - b. **If the animal is leased, both the lessee and the lessor must be Federation Active Members in good standing at the time of the measurement. The lease must be recorded with the Federation. See GR1108 for rules pertaining to leases.**
 - c. The animal must have a USEF Horse Recording number or Horse Identification number.
6. Completion of the Form
- a. Measurements must be recorded on the Federation "Combined Driving and Dressage Pony Measurement Form (paper version, uploaded electronically), according to GR501 and the requirements on the form. Measurements must be taken and recorded in centimeters.
 - b. The information on the top of the measurement form must be provided by the owner/agent, who must be 18 or over, prior to the measurement taking place. It must contain the name and title of the person providing the information.
 - c. The TD must complete the competition name and number, the date of the measurement, and the measurement stick number. The animal's age, sex, color, breed, and markings must also be recorded.
 - d. The purpose of the measurement will be indicated on the form: first measurement, a remeasurement to replace a temporary card, a protest or appeal measurement or a competition only measurement.
7. Method of Measurement
- a. Prior to presenting the animal for measurement, it is the responsibility of the owner, and in his/her interest, to ensure that the animal is handled properly, accustomed to the application of a measuring stick, and correctly prepared for measurement. Once the measurement process starts, it will be continued to completion. The form must be submitted to USEF regardless of the measurement result.
 - b. Federation officials may not perform "courtesy" or "trial" measurements.
 - c. An individual who is 18 or over must be present during the entire measurement process.
 - d. The animal may be presented for measurement with or without shoes, regardless of how it is shown, and must be presented in a halter. A maximum of two handlers may present the animal for measurement and may not interfere with the animal in any way that will prevent it from standing in the correct position, nor may they have any direct physical contact with the animal that would influence the measurement, except the handler may cover the animal's eyes.
 - e. Prior to measurement, the official Competition Veterinarian must confirm the age of the animal, observe the jog, and determine that it is sound. Upon verification of soundness, the measurement will continue forward and upon completion, the measurement will be final. If the animal is found to be lame by the official Competition Veterinarian, the measurement procedure will stop, the measurement will not be finalized and the animal is barred

from showing in any classes at that competition. The measurement form, indicating the attempt to measure will be sent to the Federation. (DR 135.1.g.)

- f. The animal must stand squarely on all four feet, with the front legs vertical to the ground and the back of the hocks in a vertical line with the point of the animal's quarters. The head may be lowered to find the highest point of the withers but then must come up to its natural upright position.
 - g. With the animal in the aforementioned position, the Technical Delegate will measure the vertical distance from the highest point of the withers to the ground. The cross-piece, arm or bar of the measuring device must be placed over the highest point of the withers and no measurement may be taken at any other part of the animal's body. Undue pressure must not be applied to the cross-piece, arm or bar. The base of the stick must be on the ground.
 - h. The Technical Delegate will sign and submit the on-line measurement form. If the measurement form is in the current paper format, the TD will sign the form and it is then submitted to the USEF. A copy of the form can be given to the Owner. If the measurement is a 'competition only measurement', a copy of the form is not given to the Owner. If the on-line form is utilized for a 'competition only measurement', or the animal fails to measure, the email address of the owner must not be included on the form.
 - i. When using a paper form, any changes to the recorded height must be initialed by both measuring officials, prior to affixing a signature.
 - j. Measurement forms received by the Federation that have inconsistencies or errors may result in the denial of a measurement card at the discretion of the Federation. If a pony is denied a measurement card, the Federation will notify the owner of the animal that it will have to be measured again before being eligible to compete as a pony.
8. After the Measurement
- a. Except in the case of 'Competition Only' measurements, the owner will be given or sent a copy of the measurement form by the TD which is valid for 45 days from the date of measurement. The certificate will be posted on the member's USEF dashboard.
 - b. The measurement specifications will be recorded by the Federation on a Certificate of Measurement. A copy of this Certificate will be sent to the owner of record.
 - c. Measurements are conducted solely for the internal use of the Federation, its licensed competitions and its licensed officials in connection with competing for prizes, and do not constitute any representation or warranty regarding measurement information; accordingly, the Federation, its Licensed Competitions and its licensed officials make no representation and shall have no liability whatsoever for measurement errors.
9. Competition Only Measurements
- a. 'Competition Only Measurement' may occur if the Competition Veterinarian is not available and the animal is measured by the competition Technical Delegate and a Competition Judge or another Technical Delegate officiating at that Competition.
 - b. A 'Competition Only Measurement' may also occur if a suitable measuring surface is not available and the animal is measured on plywood.
 - c. In any situation warranting a 'Competition Only Measurement', the form is not given or sent to the owner.
10. Procedures for an Appeal Measurement
- a. An owner or trainer of an animal declared ineligible as a pony on account of height may appeal the measurement. Any additional measurement of the animal may occur only after an appeal measurement request has been filed and must comply the procedures for an appeal measurement.
 - b. The appeal must be made to the Federation office in writing within fourteen (14) days of the measurement and must be accompanied by the required deposit
 - c. All expenses including veterinary fees must be paid to the Federation by the appellant. The owner or agent may be required to sign a waiver and consent on a form prepared by and acceptable to the Federation agreeing to the arrangements for the appeal measurement, agreeing to the administration of Lasix to the animal to aid in the collection of a urine sample for laboratory tests for Federation forbidden substances, agreeing that the appeal measurement shall be final and unappealable to a court of law, and agreeing that the owner and trainer of the animal each release and hold the Federation, and its officers, directors and licensed officials harmless from any claim whatsoever regarding the appeal measurement and respecting any measurement of the animal made prior to the appeal measurement.
 - d. The Federation will select a location and time for the appeal measurement as convenient for the appellant as possible. The owner or agent must deliver the animal to the location at his own expense within 45 days of filing the appeal.
 - e. The measurement must be performed by at least two persons appointed by the Federation which shall include one veterinarian who is a member of the American Association of Equine Practitioners and one Registered Technical Delegate. The officials whose measurement is being appealed cannot be part of the team conducting the measurement appeal.
 - f. No animal submitted for an appeal measurement can show evidence of lameness. If found to be lame by the examining veterinarian, the animal cannot be remeasured for thirty (30) days and the appellant forfeits his deposit

and any veterinary expenses incurred. Each animal submitted for an appeal measurement may be tested for drugs and medications in accordance with General Rules, Chapter GR4, GR405.

g. The measurement made pursuant to an appeal is final.

11. Procedures for a Protest Measurement

a. If a pony is in possession of a fully and correctly completed Measurement Certificate and its height is questioned by a competition official, the Technical Delegate must request, through the Federation, that the pony be remeasured by a licensed Dressage Technical Delegate and a Veterinarian, who are approved by the Federation. This measurement must be made within 30 days of the request. The Federation will select a location and time for the protest measurement as convenient for the owner as possible.

DR136 Exhibition (Class or Demonstration)

1. An Exhibition may be held as either a recognized but unrated class or as a demonstration, under the following conditions:
 - a. Only exhibition classes held for the purpose of entertainment are permitted at Dressage competitions and are limited to costume classes (costume freestyle, quadrille, pas de deux, etc.), group or team competitions, and leadline classes.
 - b. Exhibition classes cannot be limited to any breed or registry of horse and cannot be held under the rules of any other Federation division or affiliate organization (exception: USDF).
 - c. Exhibition classes must be advertised in the prize list and may be judged and ranked. Exhibition classes that are judged or ranked must follow DR123. If an exhibition class is to be ranked for the purposes of ribbons or prize money, it must be judged.
 - d. If an exhibition class has multiple components, the dressage portion must be judged by a Dressage judge licensed by the Federation.
 - e. Results may not be counted for high score awards, championships or for Federation or Federation affiliate awards.
 - f. Exhibition class results must be clearly separated from competition results and noted as being from an exhibition class.
 - g. Entries in costume freestyle classes must be eligible according to Dressage Division rules, including DR129.
 - h. No more than two exhibition classes may be held per licensed competition day and the dressage part in any class may not be divided into divisions or sections for any purpose.
2. Exhibition demonstrations may also be held using horses individually, in groups or in entertainment acts. Such exhibition demonstrations cannot be held as a class.
3. Horses used in exhibition classes, demonstrations and retirement ceremonies are subject to the provisions of GR839, but are exempt from the dress and saddlery rules of the competition, except that protective headgear is required for all mounted participants in exhibition classes. Demonstrations that are educational or for entertainment purposes (e.g. vaulting, historical reenactments, trick riding) are exempted from the protective headgear rules except for those competitors riding horses who are entered in the competition.

DR137 Maiden, Novice, and Limit Classes.

1. Maiden, Novice and Limit classes or divisions are open to horse/rider combinations which have not attained one/three/six scores of 60% or higher, respectively, in Dressage classes at Federation or Equine Canada licensed competitions in the particular level in which they are shown.
2. The status of Maiden, Novice or Limit entries is as of the closing date of entries for any particular Licensed Competition.
3. Scores attained at a lower dressage level do not count in the reckoning of Maiden, Novice, or Limit status at a higher level, however, the same horse/rider combination cannot compete in Maiden, Novice or Limit classes or divisions if they have previously competed at a higher dressage level in a Federation or Equine Canada licensed competition.

SUBCHAPTER DR-2 DRESSAGE SPORT HORSE BREEDING

DR201 Purpose

To encourage the breeding of horses suitable for dressage and to provide an opportunity to demonstrate the effectiveness of breeding programs.

DR202 General Regulations

1. Dressage Sport Horse Breeding classes held at a Dressage Competition must be conducted in compliance with DR126.1.
2. A competition with a Federation Licensed Dressage Sport Horse Breeding division must have a Federation licensed Dressage Sport Horse breeding judge and a Federation licensed dressage technical delegate. Guest Cards will not be allowed.
3. A breeding division for dressage may be held separately or in conjunction with any Licensed Competition. Dressage Sport Breeding (DSHB) classes can be held with any level of Dressage Competition. Competitions offering only DSHB classes can choose Level 1 or Level 2 criteria.
4. Classes shall be open to any horse and/or pony without regard to size, breed or origin. Classes for ponies or specific breeds may also be included and must be clearly specified in the prize list.
5. Horses' quality shall be evaluated as to potential for dressage/sport horses or breeding stock.
6. Current USDF Dressage Sport Horse Breeding Scoresheets are required for the classes listed in DR204, including Individual Breed Classes and classes for Amateur and Jr/YR Handlers, except that scoresheets are not required for "Suitable to Become a Dressage Horse" classes.
7. The competition manager or secretary may not serve as judge or compete as rider, handler or assistant handler in their own competition. However, they may show Hors de Concours if they designate an assistant in charge while they are showing. This does not absolve the manager's or secretary's duties and responsibilities. The competition manager or secretary may own horses that compete in their own competition. The competition manager and secretary of Federation- licensed/USDF-recognized competitions must be current USDF Participating or Group members in good standing at the time competition recognition is granted and on the date of the competition.
8. When Dressage Sport Horse Breeding, Dressage or other classes or divisions are recognized by the Federation under the same competition number, duplicate Federation fees (drug, Show Pass, affidavit, etc.) may not be charged to exhibitors, regardless of whether different competition secretaries officiate in these classes or divisions. See GR407 and GR1213.6.
9. All DSHB classes must be conducted under Federation rules, and are Federation recognized classes as specified in GR301.
10. The requirements of DR126.2.d and DR123.9 apply to DSHB divisions and classes, **including the requirement to provide shelter from weather for judges at outdoor competitions.**
11. Requirements for scheduling DSHB divisions and classes:
 - a. A tentative class schedule must be included in the prize list.
 - b. Organizers must prepare a tentative time schedule including all start times. If possible, competitors should be notified of their start times prior to arrival at the competition.
 - c. The time schedule must be posted in a conspicuous place by noon the day before the competition. Competitions may reserve the right to fill a competitor's subsequent start times if that competitor fails to notify the competition secretary of their intention to scratch (i.e. is a "no show").
 - d. DSHB classes must be run in their entirety and horses may not be scheduled out of class sequence. However, when preparing a time schedule consideration must be given to riders/horses entered in more than one class or riding more than one horse.
12. Riders in any Under Saddle (including Suitability) or Materiale class are permitted to ride only one horse per class, including classes divided for judging purposes per DR209.3.
13. No handler or assistant handler under age fourteen is permitted to handle two or three year old colts, or stallions of any age.

14. No handler or assistant handler under age ten is permitted to handle horses or ponies of any age except in Junior/YR Handler classes.
15. No rider under the age fourteen is permitted to ride a three-year old colt, or stallion of any age, in any under saddle class including Dressage Sport Horse Prospect Under Saddle, Materiale and Suitability classes.
16. The term "horse" as used in these rules denotes either a horse or pony. (See GR126.1)

BOD 06/17/24 Effective 12/01/24

DR203 Definitions

1. Stallion—For the purposes of this division only, an ungelded male horse, four years old or older.
2. Broodmare—A female horse, four years old or older which is in foal, or is currently nursing.
3. Yeld mare—A female horse, four years old or older, which has previously been bred but is not currently bred or nursing.
4. Maiden mare—A female horse, four years old or older, which has never been bred.
5. Filly—A female horse, three years old or younger.
6. Colt—An ungelded male horse, three years old or younger.
7. Gelding—A gelded male horse of any age. Geldings are not eligible to compete in Dressage Breeding Stock In Hand classes. Geldings four years old and older are eligible to compete only in Group, Materiale, Dressage Suitability and Individual Breed classes. Four-year-old geldings are also eligible to compete in the Four-Year-Old Prospect classes. Other in-hand classes for mature geldings are not permitted.
8. Young Horse—For purposes of Dressage Sport Horse Breeding only, a filly, colt or gelding three years old or under.
9. Mature Horse—A mare, stallion or gelding four years old or older.
10. Dressage Sport Horse Prospect - A category of in-hand classes that can be held for Young Horses (fillies, colts, and geldings up to three years of age) and Four-Year-Old Prospects (mares, stallions, and geldings at four years of age).
11. Dressage Breeding Stock—A category of in-hand classes that can be held only for Mature Horses (mares and stallions four years old and older).
12. Breeder—The owner or lessee of the mare at the time of foaling.
13. Age—For competition purposes, any horse is considered to be one year old on the first day of January following the actual date of foaling. In order to compete in any under saddle or materiale class, a horse must be at least 36 months of age at the time of competition.
14. Handler—Any person who holds, walks or trots a horse while it is being judged in the competition area or ring for any In-Hand, Group or Championship class, except as noted below.
15. Assistant Handler—Any person, other than the Handler, who holds or walks a horse in the competition area or ring during a class, whether or not it is being judged. An Assistant Handler is permitted only for call-backs after In-Hand or Group classes, for Championships and for handling non-competing mares or foals which accompany another entry in the competition ring. Assistant Handlers may not show a horse at the trot (except for horses not being judged but accompanying a mare or foal that is being judged), and if not Federation members, are exempted from the Federation Show Pass fee, but are otherwise subject to all rules regarding Handlers.
16. For competition purposes, a mare's breeding status on January 1 will remain the same until December 31 of the same calendar year (i.e., a mare that is in foal or nursing will remain a broodmare for competition purposes after her foal is weaned, regardless of her actual breeding status, until December 31 of the same year. If she is not in foal on January 1 of the next calendar year, she will remain a Yeld mare, for competition purposes, throughout the next calendar year even if she is successfully re-bred during that year). Exception: During the calendar year in which an embryo-transfer recipient mare is due to foal, the embryo-transfer donor mare must compete according to her breeding status on January 1 of the prior year.
17. For competition purposes, a stallion is considered "standing at stud" if he has been advertised for breeding or has covered a mare (either live cover or artificial insemination) within 12 months of a competition, even if the breeding did not result in a live foal.

DR204 Classes

1. Dressage Sport Horse Prospect In Hand classes may be held for Young Horses: fillies, colts, and geldings in any age groups three years old and under, and Four-Year-Old Prospects: mares, stallions, and geldings at four years of age. Dressage Breeding Stock In Hand classes may be held for Mature Horses: mares and stallions, age groups four years old and older. Any of the following classes may be included or combined at the discretion of Competition Management with the exception that in sport horse or breeding classes (in-hand), horses of one sex shall not be judged against those of the opposite sex except in specified Group classes, Championship classes or special classes for single breeds (Individual Breed Classes), ponies or amateur or junior/young rider handlers. Colts and geldings may be shown together.
2. The following classes may be offered and may vary at the discretion of Competition Management:
 - a. In-Hand Classes (Prize List must specify Sport Horse Prospect or Breeding Stock). The following Sport Horse Prospect classes may be offered: Fillies of current calendar year with or without dam (fillies only to be judged); Colts of current calendar year with or without dam (colts only to be judged); Yearling fillies; Yearling colts; Yearling geldings; Two-year-old fillies; Two-year-old colts; Two-year-old geldings; Three-year-old fillies; Three-year-old colts; Three-year-old geldings; Four-year-old mares; Four-year-old stallions; Four-year-old geldings. The following Breeding Stock classes may be offered and may be divided by age, except suitable to become a broodmare: Four-year-old and older maiden mares; Four-year-old and older broodmares (yeld) without foals; Four-year-old and older broodmares with foals at foot (Mare only to be judged); Suitable to become a broodmare; Four-year-old and older stallions. Group Classes (Multiple ownership is permitted in all classes and owners must be listed for each horse. Horses not required to have shown in individual In-Hand classes): Broodmare and foal (Entered under dam's name. To be judged 50% mare and 50% offspring); Dam and produce (Dam and two or three of her offspring; prize list will specify two or three. Entered under dam's name. To be judged 50% dam and 50% offspring); Produce of Dam (with or without dam, two or three offspring. Entered under dam's name. Offspring only to be judged); Sire and Get (sire and two or three of his get. Entered under sire's name. To be judged 50% stallion and 50% get); Get of sire (without sire, two or three of his get. Entered under sire's name. Get only to be judged); Breeder's Group (Group of no more than three horses of any age or sex, all bred by the exhibitor and entered under the exhibitor's name). Family Class (Three mares related in one of three ways: mother and two daughters; mother, daughter and granddaughters; three daughters mother deceased. To be judged 50% overall family quality and 50% improvement in successive breedings.)
 - b. Championship Classes may be offered at the discretion of management in accordance with the judging specifications outlined in DR210.5. Details must be included in prize list.
 - c. Dressage/Sport Horse Under Saddle Classes. Horses entered in the following classes are not required to have shown in any in-hand or group classes. Classes for the same sex may be combined at the discretion of the management: Three-year-old fillies; Three-year-old colts and geldings; Four-year-old and older mares; Four-year-old and older stallions and geldings; Suitable to Become a Dressage Horse may also be offered as per DR131. Horses are placed and no actual scores are awarded for Suitable to Become a Dressage Horse classes.
 - d. Materiale Classes may be offered in the following categories: Three-year-old Fillies, Three-year-old Colts and Geldings, Four and Five-year old Mares, and Four- and Five-year-old Stallions and Geldings. Separate classes may be held for Four-year-olds and Five-year-olds at the discretion of Competition Management. Classes for fillies and mares may not be combined with classes for colts, geldings or stallions, except in Materiale Championships classes. Horses will be evaluated according to the criteria listed on the "USDF Materiale Class" Scoresheet, and classes must be conducted according to the USDF "Procedures to Host USDF Materiale Classes". Horses or ponies may not be required to show in any in-hand, group or under saddle class in order to compete in a Materiale Class.
 - e. Individual Breed Classes (i.e., special classes for single breeds) may be offered for horses of the same breed or breed registry. Eligibility requirements for these classes must be listed in the prize list. Horses of the opposite sex may be shown together. USDF Sport Horse Prospect scoresheets must be used in all IBC classes and Four-Year-Old Dressage Prospect In-Hand classes.
 - f. Classes for Amateur and/or Jr/YR Handlers may be offered. Amateur handlers must have current Federation amateur certification. Stallions are permitted in these classes unless prohibited in the prize list. Any other eligibility requirements for horses and handlers must be stated in the prize list. The USDF Amateur Handler scoresheet must be used for Jr/YR as well as Amateur Handler classes.

- g. Pony classes are limited to animals not over 148 centimeters without shoes, or 149 centimeters with shoes and otherwise in compliance with DR134. Entries in pony classes open to animals under age three must present evidence that (1) sire and/or dam (either or both) are registered with a pony breed or (2) sire and/or dam have valid Federation Pony Measurement Cards. Measurement of animals under age three is not permitted. (See DR135) Ponies of the opposite sex may be shown together. (See DR204.1)

DR205 Entries

1. Entries in produce of dam and get of sire classes must be made by the owner of the dam or sire, or with written permission from the owner, in the name of that dam or sire.
2. All offspring entered in produce of dam and get of sire classes must be named on the entry form. Multiple ownership is permitted and owners must be listed.
3. Each horse entered in a group class must have an individual entry form completed and on file with the competition secretary, even if the horse is not competing in other classes. Federation fees and at least a Federation HID must be submitted for each horse in a group entry.
4. Mares may not compete under saddle or in materiale classes after their eighth month of pregnancy or within three months after foaling.
5. Any and all handlers (including Assistant Handlers) of horses in the competition ring are required to sign an entry blank (see GR908.2). Handlers must be Federation members or pay a Show Pass fee. Assistant Handlers need not be Federation members and are exempted from the Show Pass fee. Only handlers and assistant handlers may act as whip assistants in the competition ring.
6. All handlers, assistant handlers and whip assistants entering the competition ring must be identified by show management with a wristband or other form of identification to ensure each individual has signed an entry form and/or separate handler/assistant handler release form. Wristbands or other types of identification for handlers and assistant handlers must be of a type not transferable to another person. Competition areas must be monitored by ring stewards to ensure that only eligible handlers and assistant handlers are permitted to enter the arena. Judges must excuse horses with handlers and/or assistant handlers who are not properly identified.
7. Management is responsible for having one or more safety officers or ring stewards at the gate(s) of the competition arena(s) to monitor safe conditions for horses, handlers and spectators. Separate gates for entry and exit and separate holding areas for fillies/mares and colts/stallions are recommended. (For purposes of this rule, a "safety officer" is any individual appointed by competition management to assist in the enforcement of this rule.)

DR206 Equipment and Turn Out

1. Braiding is optional.
2. Bridles are mandatory on all horses age two or older in the competition ring, including non-competing mares accompanying a foal. Bridles are forbidden on foals and weanlings but are permitted on yearlings. A bridle shall consist of a snaffle type bit (as pictured in DR 121, Figure 121.1) with two reins and headstall with throatlatch. Reins must be attached only to bits as described in DR121.3.e. Noseband is optional. A split or single chain with a lead may be used instead of or in addition to reins, however a lead shank is required if reins are placed over the horse's neck and the handler must hold the lead shank. Horses under the age of two may be shown in halters, except as noted above and chain leads shanks may be used. It is recommended that the length of a lead be no more than 10 feet, however, when safety is a concern, a lunge line may be used as a lead. A traditional halter must be used; it must be made of leather or leather-like material and may be reinforced with nylon. European Foal Show Halters (halters with a cavesson, browband and throatlatch but no bit attachment) may only be used on current year foals.
3. Bandages of any kind are forbidden during a class.
4. The handler, assistant handler and/or a whip assistant may each carry only one whip, or one standard lungeing whip (without attachments, i.e. plastic bags, etc.). In addition, disruptive noisemaking devices are not permitted in the competition ring.
5. Conservative sports attire is recommended for handlers, assistant handlers and whip assistants. (See General Rules, GR801.1)

6. Handlers, assistant handlers and whip assistants of any age must wear protective headgear as defined by this rule and otherwise in compliance with GR801 while handling or assisting in the competition ring. Any handler or assistant violating this rule at any time must immediately be prohibited from further participation until such headgear is properly in place. Protective headgear must be in compliance with the accepted testing standards published on the Federation's website. Protective headgear must carry the applicable quality testing tag and/or label. The harness must be secured and properly fitted. See GR801.
7. In Under Saddle classes, Dress must conform to DR120, and for Under Saddle and In-Hand classes, Saddlery and Equipment must conform to DR121, except that all horses using a bridle are required to compete in a snaffle pictured in DR 121, Figure 121.1.
8. Bit and saddlery inspections, conducted by a ring steward, as described in DR126.2.i.1, are not required nor are advised for DSHB classes. However, exhibitors must present bridles and bits to the Technical Delegate for inspection utilizing the methods, timeframe(s) and location(s) as communicated by competition management prior to the start of competition, with agreement of the technical delegate. The Technical Delegate must inspect at least 50% of the bits and bridles of the horses entered in the DSHB competition that are presented in a bridle. During competition, when close inspection of saddlery, equipment or bits is required in order to determine compliance with these rules, a steward or TD must accompany a horse to its stall to inspect such items when they are removed from the horse.
9. Except as noted above, the provisions of DR121 apply to all warm-up, training and competition areas. Whip attachments, loud snapping whips and disruptive noisemaking devices are not permitted in warmup areas.

DR207 General

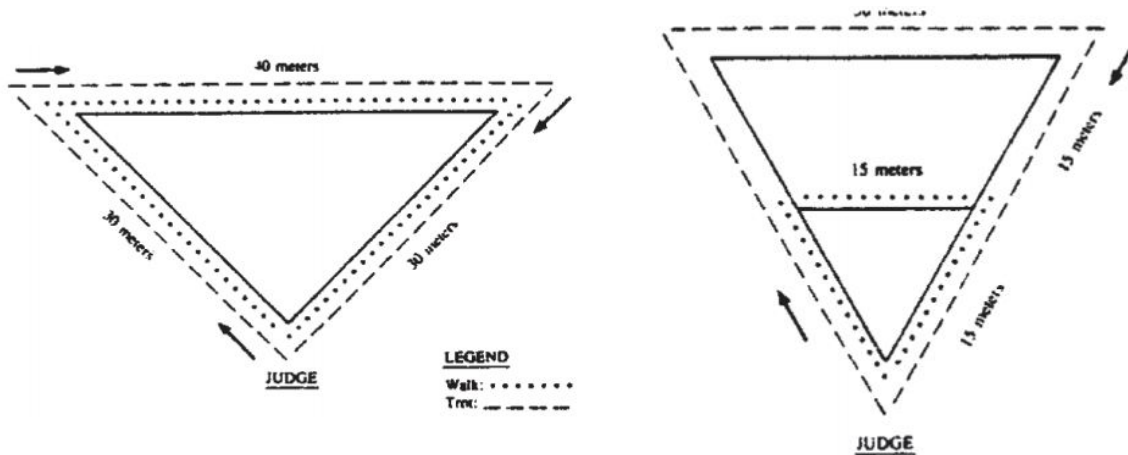
1. Judge must excuse from the ring any unruly horse or one whose actions threaten to endanger handlers, officials, other exhibitors or their entries.
2. A scribe shall be provided for each judge whose sole duty shall be to record the judge's scores and comments on the horse's individual score card.
3. When possible, the announcement of awards will include the breeding of the horses pinned: sire, dam, dam's sire; as well as the name of the owner and the breeder.
4. Refer to USDF Dressage Sport Horse Breeding Guidelines for additional information relating to Dressage Sport Horse Breeding.
5. If the schedule permits, management may allow time for questions from competitors to judges at the end of the competition.
6. Each horse, including non-competing mares accompanying foals, must have a separate Handler or Assistant Handler at all times.
7. No horse that is not being judged may accompany another horse in the ring while being judged, except for a mare accompanying a foal or vice versa.
8. One number must be issued for each horse showing In Hand. A separate number must be issued to each entry (combination of horses) showing in group classes. Entries in Materiale and Under Saddle classes must be issued a separate number only if the rider did not also show the same horse in hand. Two numbers (min 3" x 5") must be provided to and worn by Materiale and Under Saddle class entries and they must be positioned on each side of the saddle pad to be clearly visible at all times. See GR801.10 and GR1213.11. Horses or riders are required to display only one number and may not be penalized for displaying only one number, except in Materiale and Under Saddle classes which require displaying two numbers.
9. A whip assistant may accompany horses in the competition ring.
10. Unauthorized assistance by individuals outside the competition ring is not permitted.

DR208 Competition Veterinarian

The competition veterinarian must be available to the judge, if on the premises, and the handler must give permission to the judge and/or veterinarian before either touches the horse. If the veterinarian is not immediately available, or not called upon, the judge's decision as to the serviceable soundness of a horse must be final. For further regulations governing Competition Veterinarian, refer to General Rules, GR1204.5, .6 and .7.

DR209 Conduct of Classes

1. In-Hand Classes. Horses being shown individually on the triangle.
 - a. Following a posted order, entries in each class will approach the judging area one at a time, walk to the apex of the triangle, and await the judge's request to proceed on the triangle. The handler will lead the horse on the perimeter of the triangle at walk and trot, returning to the apex to stand the horse for conformation judging or to repeat any movement at the judge's request. Handlers are permitted to have one assistant if necessary. Repetition of all or any part of the movement on the triangle may be allowed at the judge's request only. At the completion of the judging, the handler will lead the horse away from the judging area. The next will enter the judging area promptly. The judge may elect to judge conformation either before and/or after judging the horse's movement on the triangle.
 - b. The horse is to be shown in an "open position," i.e. with all four legs of the horse visible to the judge when standing on either side of the horse.
 - c. After all horses have been shown on the triangle, some or all may be recalled (depending on size, format and schedule of the competition) to be shown in groups at a walk and trot. If horses may be recalled, the prize list or program must state that this procedure will be used.
2. Horses being shown in-hand in groups.
 - a. Groups will be examined one group at a time, but not necessarily on the triangle. The judge must require all horses in the group to move at the walk and trot, either in line or moving around the arena. Horses shall stand for conformation judging before and/or after completion of the horse's movement.



- b. The Judging Triangle: Two basic triangle designs are acceptable for presenting horses to the judge. Competition management may choose the triangle best suited for local conditions. Triangle corners should be well defined. Footing must be firm. Decorative fencing, plants or flowers are allowed. (Horses must travel to the right. The following diagram shows suggested use of triangle). The size of either triangle may be adjusted to meet local conditions, however, the back side of the triangle must be at least 25 meters in length and the other two sides must be at least 20 meters in length.
3. Under Saddle and Materiale classes. Depending on local conditions, these classes may be divided at the judge's discretion. See DR202.10.
4. Foals or horses in other age groups may not be shown loose.

DR210 Judging Specifications

1. In Hand Classes. (Dressage Sport Horse Prospect and Dressage Breeding Stock) Horses shall be judged at the walk and trot on the triangle, and standing for conformation.
2. Dressage Under Saddle Classes. Horses shall be judged at the medium walk, working trot and working canter in both directions. Free walk may also be required by the judge(s).

3. Group Classes. Transmissible weakness or predisposition to unsoundness shall be penalized, commensurate with severity.
4. Scoring Categories. (Scoresheets for the following classes can be obtained from USDF.)
 - a. Dressage Breeding Stock and Group Classes. 50% Movement, 40% Conformation, 10% General Impression. Includes masculinity (stallion) and femininity (mare), development related to age, harmony (relationship of conformation to movement), athleticism (strength and mobility) and condition. Demonstrates good character, presence and temperament.
 - b. Dressage Sport Horse Prospect Classes. 60% Movement, 30% Conformation, 10% General Impression. Includes harmony (relationship of conformation to movement), athleticism (strength and mobility), development related to age and condition. Demonstrates character, presence and temperament necessary for training.
 - c. Dressage Under Saddle Classes. 60% Movement, 30% Conformation, 10% General Impression. Includes harmony (relationship of conformation to movement), athleticism (strength and mobility), development related to age and condition. Demonstrates character, presence and temperament necessary for training. Horses may be placed with no actual scores awarded.
5. Championship classes. More than one judge may officiate. The judge(s) will re-evaluate the entries, with or without awarding scores. All horses must be re-evaluated in the same manner, and all horses must be shown at the walk and trot (and canter, in applicable classes). In championship classes that are qualifying for the USDF Breeders Championship Series Finals, if all judge(s) for these championship classes have not judged all horses in their individual in-hand classes, the judge(s) must re-evaluate conformation in that championship class. If the number of entries is sufficient, a champion, reserve champion and third place reserve must be named in qualifying classes for the USDF Breeders Championships series. In USDF Breeders Championship classes, refer to USDFBC guidelines. Horses in USDF Breeders Championship classes must be shown individually on the triangle at the walk and trot, and standing for conformation. Each horse must be evaluated in the same manner and callbacks are permitted. Apprenticing is prohibited in USDF Breeders Championship Series Finals classes.
6. Conformation is to be evaluated in terms of potential trainability, potential performance and predisposition to unsoundness. Function, not fashion, is to be emphasized. Weakness or conformation faults with a predisposition to unsoundness or to difficulties in training shall be penalized. Blemishes are not to count unless resulting from conformation faults.
7. Gaits are to be evaluated in terms of purity, quality and correctness. Purity and correctness are more important than brilliance at this level. Correct gaits contributing to ease of training and the horse remaining sound and usable are more important than gaits which are merely superficially flashy. Purity and quality are judged mainly in profile. Correctness is judged mainly while the horse is coming to and going away from the judges' position. Refer to DR101-DR105 for information on the criteria and quality of gaits.
8. Unsoundness. A horse shall be disqualified for unsoundness (at the judge's discretion in Dressage Breeding and Group classes).
 - a. In Dressage Sport Horse Prospect In Hand and Under Saddle classes, unsoundness is defined as showing evidence of lameness.
 - b. In Dressage Breeding Stock In Hand and Group classes, unsoundness is defined as showing evidence of lameness or broken wind.
 - c. Refer to DR119.1 regarding loss of sight.

DR211 Judging Procedures

1. Judge must use individual score sheets for In-Hand, Group, Individual Breed and Amateur/Jr/YR Handler classes. Class sheets must be used for Materiale and Championship classes. In the case of a large under saddle class, judges must place horses using class score sheets.
2. When two or more judges are officiating, competition management may require them to use the same score sheets and agree on each score before informing the scribe, or they may judge independently. Class score sheets, rather than individual score sheets, are permitted for Under Saddle classes only. At least two judges judging independently, using individual score sheets, are required for USDF Breeders Championship classes.
3. Decimals may be used in scoring.

4. Tied scores shall be broken first by referring to the totals of the movement scores. If still tied, the tie may be broken at the judge's discretion, by the use of decimals, or the horses may be examined again (movement only). If a class is judged by more than one judge, the judges may consult and arrive at one agreed upon placement.
5. Scores must be reported as a total based on the above percentages against a possible total of 100%, and all scores (if given) and placings must be published. Unofficial scores may be published during the class and/or final scores may be published at the end of each class. Except as noted above, all scoring and classification procedures of DR123 shall apply.

SUBCHAPTER DR-3 PARA DRESSAGE

DR301 Object of Para Dressage (PE)

1. The object of Para Equestrian Dressage is to provide and develop competition opportunities for equestrian athletes with impairments. To classify all athletes and give them a functional profile and a Grade, enabling them to compete on an equitable basis under agreed compensating aids according to their respective degree of impairment, and to give them suitable Tests for competition.
2. Refer to Subchapter DR-1 for rules not covered in Subchapter DR-3.

DR302 Position of the Athlete:

1.
 - a. Wherever possible the PE Athlete should follow the object and general principles of Dressage. However, as Athletes with impairments do not have the use of the entire body, all references to the aids must be interpreted to include the use of other parts of the body and/or appropriate and approved compensating aids.
 - b. Wherever able, the Athlete will try to be well balanced and steady in the saddle, conforming as far as possible to the Federation definition of the Athlete position. This position makes it possible for the Athlete to school/ride the horse progressively and correctly showing that all the movements and transitions can be obtained with as little effort of the Athlete as possible. The aids that communicate the Athlete's wishes to the horse are of great importance in Dressage.
2. Wherever possible, Athletes will ride with both hands at all PE Dressage Events, not only when executing any of the official Para Dressage Tests published by the FEI but also when executing any other FEI, USEF or USDF Test that might be ridden at the same event. However, when leaving the arena at a walk on a long rein, after having finished their performance, the Athlete may, at their own discretion, ride with only one (1) hand.
3. If foot reins are used, neither the hands nor arms may be used with the reins.

DR303 Para Dressage Tests.

1. There are five para dressage grades. These grades are designed based upon the physical and visual limitations of the athlete – not based upon their riding ability.
2. Each Grade has its own series of tests - Novice Tests, Intermediate Tests, Grand Prix Tests and Freestyle Tests. Any additional PE Tests developed by the FEI can be included. The official PE Tests are published by the FEI and can, in no case, be modified. Please refer to the FEI website for PE Tests.
3. Para Dressage and Freestyle to Music Tests are graded according to suitability for the Athletes in the five (5) Grades (I, II, III, IV and V). All Grades should be included in the prize list if possible or FEI para Test of Choice. Please note that if the prize list includes FEI Test of Choice or FEI Freestyle Test of Choice– para tests are not included as they must be ridden in separate Test of Choice classes that are limited to Para Equestrian Athletes. Only the current FEI Para-equestrian Dressage Tests may be used in Federation Competitions.
 - a. In Grade I Tests, Athletes compete at walk.
 - b. In Grade II Tests, Athletes compete at walk and trot.
 - c. In Grade III Tests, Athletes compete at walk and trot.

- d. In Grade IV Tests, Athletes compete at walk, trot, (including lateral work), and canter.
 - e. In Grade V Tests, Athletes compete at walk, trot (including lateral work), and canter (including lateral work).
 - f. There are some additional allowances for each grade in the Freestyle Tests. These are listed on the Freestyle Tests.
4. It is recommended wherever possible, that Grades I-III compete in a small (20m x 40m) arena. Grades IV and V must compete in a standard (20m x 60m) arena. At the discretion of competition management, all Para Dressage Tests may be ridden in a Standard arena. (Exception: Grade I - III Freestyle Tests must be held in a small arena. Grade IV - V Freestyle Tests must be held in a standard arena.) The arena sizes to be used must be indicated in the prize list. For designated national qualifying competitions, the USEF National Para-Equestrian Championships and Para Dressage Selection Trials, all tests for Grades I – III must be ridden in a small arena and Grades IV - V must be ridden in a standard size arena. See DR126.1f.14.
 5. Horses competing in FEI Para Dressage tests are limited to a maximum of two Dressage rides per day including non-Para Dressage FEI, USEF, or USDF tests. See DR119.2.
 6. Collective Marks are awarded, after the Athlete has finished their performance for:
 - a. Paces.
 - b. Activity.
 - c. Submission.
 - d. Equestrian feel and skill of the Athlete. Accuracy. Athlete's position is NOT taken into account as it is for USEF and USDF tests, and other FEI tests.

DR304 The Para Dressage Freestyle Tests

1. The Freestyle to Music Tests are competitions that can be used by all Grades at all levels. Each Grade has its own Test. See DR129.9.
2. Grade I, II and III Freestyle to Music Tests must be no shorter than four (4) minutes and no longer than four (4) minutes and thirty (30) seconds.
3. Grade I, II and III Freestyle to Music Tests must be performed in a twenty meters by forty meters (20mx40m) arena (no exceptions). See DR126.1f.14 and DR303.4.
4. Grades IV and V Freestyle to Music Tests must be no shorter than four (4) minutes thirty (30) seconds, and no longer than five (5) minutes.
5. Grades IV and V Freestyle to Music Tests must be ridden in a twenty meters by sixty meters (20mx60m) arena. See DR126.1f.14.
6. The music must not start more than thirty (30) seconds before the Athlete enters the arena, and the music must cease at the final salute.
7. At the beginning and end of the Test, a Halt and Salute on the center line facing the Judge at C are compulsory. The Test time will start when the Athlete moves off from the first halt and finishes at the final halt.
8. Non-permitted movements. See DR129.7d.
 - a. Athletes riding in Grade I and II may not show Canter, Piaffe or Passage.
 - b. Athletes riding in Grade III may not show Piaffe or Passage and only show canter work that does not include lateral work, flying changes, Half or Full Pirouettes.
 - c. Athletes riding in Grade IV may not show Piaffe, Passage, sequence changes or Half or Full canter Pirouettes.
 - d. Athletes riding in Grade V may not show Piaffe, Passage, one (1) time or two (2) times sequence changes or Full Pirouettes.
 - e. An Athlete intentionally showing disallowed paces or movements during the execution of the Test will have eight (8) marks deducted by each Judge each time a not allowed movement is shown, and the choreography and rider skill marks will also be affected. The Athlete will not be eliminated. The decision of the Judge at C will be final in such cases.
9. On the Freestyle Test sheet there is a list of compulsory movements that must be included in the Test. On noticing that a compulsory movement has been omitted, each judge will each give zero (0) for that movement. The marks for choreography and rider skill will also be affected. The decision of the Judge at C will be final in such cases.

10. If the Freestyle test is longer or shorter than stipulated on the test sheet, zero point five percentage points (0.5%) will be deducted from the total artistic score.

DR305 Conditions of Participation

1. Athlete Classification
 - a. It is a condition of participation in FEI para dressage classes that the Athlete has a permanent, verifiable and measurable physical or visual impairment which is supported by medical evidence and satisfies the minimal impairment criteria as detailed in the FEI PE Classification Manual. See DR119.11-13.
 - b. All Athletes must undergo Athlete evaluation by at least one accredited PE classifier before they may participate in para dressage classes. An Athlete will be allocated a Grade for Dressage competition based on their functional Profile as described in the FEI PE Classification Manual. This functional Profile may need to be reassessed or reviewed on more than one occasion.
 - c. Athletes will be assigned a Grade Status of New, Review or Confirmed following Classification and all relevant details will be included on the athletes Federation Dispensation/Classification Certificate along with their allowed compensating aids.
 - d. Athletes must provide Competition Management a copy of their Federation Dispensation/Classification Certificate with their entry. A copy of their Federation Dispensation/Classification Certificate must be attached to the Athlete's test for the Judge's reference. See DR119.11-13.
 - e. Athletes must ride in their allocated Grade.
2. Horses
 - a. Horses must be a minimum of six (6) years of age to compete in an FEI Para Dressage class. The age is counted from the 1st January of the year of birth. Horses should be schooled to the standard required.
 - b. In the interest of safety, horses must not behave in a manner deemed dangerous when in the vicinity of other horses. It is the responsibility of the Athlete that the horse is safe for the Athlete, other horses and people at the competition.
3. Participation in Para Dressage Competition
 - a. U.S. athletes' minimum qualifying criteria for CPEDI's can be found in Annex C of these rules. Annex C does not apply to foreign athletes. Foreign athletes must meet qualifying requirements of their National Federation. FEI sport nationality is used in determining an athlete's foreign status.
 - b. For CPEDI3* competitions, in addition to the above, all athletes are required to have previously achieved a minimum of one score of at least 60% in any test from a CPEDI2*. Scores obtained in a CPEDI3* prior to 2023 will count as satisfying this requirement, so long as the 60% has been obtained.

DR306 Dress

1. Military, police, etc. may wear civil or service dress at all Federation licensed competitions.
2. Protective Headgear must be worn in compliance with DR120.6.
3. Black or brown boots or stout riding shoes with heels must be worn. Plain black or brown half-chaps or gaiters to the knee may be used.
4. Cream, beige or white jodhpurs or breeches shall be worn, with a black or dark jacket. Contrast coloring and piping is allowed. Striped or multi-colored coats are not permitted. Tasteful and discreet accents, such as a collar of a different hue, modest piping or crystal decorations, are acceptable. A stock tie or tie that is white, off white or same color as coat is required. Gloves that are white, off white or same color as the coat may be worn. Riding boots or paddock boots should be black or same color as coat. Safety vests (including inflatable) are permitted.
5. An arm band, provided by the Athlete, in a distinctive color must be worn at all times by Athletes with visual impairment while mounted outside of the Competition arena.
6. Spurs are optional. Spurs must be made of metal. The shank must be either curved or straight, pointing directly back from the center of the spur when on the Athlete's boot. Spurs must not be offset, unless allowed as a compensating aid and noted on the Athletes Federation Dispensation/Classification Certificate. The arm of the spur must be smooth and blunt. If rowels are used, they must be blunt, smooth and free to rotate. Metal spurs with round hard plastic knobs

(‘Impuls’ spurs) or “Dummy” spurs with no shank are allowed. Athletes abusing the Horse with their spurs, whether intentionally or not may be asked to remove spurs by the Technical Delegate.

7. Earphones and/or other electronic communication devices are strictly prohibited, such usage is penalized by elimination. However, Athletes qualified to use a Commander (Reader), who are also deaf or hearing impaired as identified through the classification process may use sign language and/or they may use a radio head set during all tests. This will be stated as a compensating aid on the Federation Dispensation/Classification Certificate. Earphones or similar devices are however permitted during training and warm-up.
8. See DR120.12 for additional information pertaining to Dress.

DR307 Compensating Aids

1. Allowed Compensating Aids, standard and non-standard are determined as part of the classification process, as set forth in the FEI Classification Manual & Rules, and will be listed on the athlete’s Federation Dispensation/Classification Certificate. (See Compensating Aids and FEI Rule Reference chart below). See DR120.12.
2. The use of a non-standard compensating aid must be approved and listed on the athlete’s Federation Dispensation/Classification Certificate before the competition takes place. Any such request must be submitted to the Federation or FEI in writing with supporting documentation (medical documentation, aid description, photos, etc.). If approved, the aid is added to the Athlete’s Federation Dispensation/Classification Certificate.
3. Voice.
 - a. Athletes in Grades I, II and III may use their voice as an aid during their test in their allocated Grade, provided they do so in moderation. Grade I, II, III Athletes may not use their voice in other FEI, USEF, or USDF tests unless stated on their Federation Dispensation/Classification Certificate.
 - b. Athletes in Grades IV and V may not use their voice at any time during the execution of their Test.
 - c. Once a Test has started, the Athlete shall not speak to any other person, unless spoken to by the Judge. Such a fault will be penalized by each Judge by the deduction of at least two (2) marks from those that would otherwise have been awarded for the movement where this occurred.
4. Compensating Aids and FEI Rule Reference (and chart below)

Any compensating aid or allowance that is permitted for use by “all athletes” is allowed for any Para Dressage Athlete riding an FEI Para Dressage test or other FEI, USEF, or USDF test.

Compensating Aids or allowance	Refer to Rule number for full details	Who can use it	Included on classification master list
Standard Compensating Aids (see below)	Annex IV	Standard aids, equipment allowed as described in the FEI PE Dressage rules January 2016	See below
Voice	Annex V of the FEI Classification Manual	As determined through classification process	No
Salute with head only	8416.3	All athletes	No
Sitting or rising trot	Annex IV	All athletes	No
Gloves optional	Annex IV	All athletes	No
Spurs optional	10	All athletes	No
Offset spurs	10	As determined through classification process	Yes
Electronic communication devices	8429.13.3.1	As determined through classification process	Yes
Saddle - any type	8431.1.1	All athletes	No

Deep saddle	8431.1.1	All athletes	No
Raised pommel or cantle	Annex IV	As determined through classification process	Yes
Seat Saver	Annex IV	As determined through classification process	Yes
Soft (flexible) hand hold	8432.3.1	All athletes	No
Hard (firm) hand hold	8432.3.3	As determined through classification process	Yes
1 whip	8432.4.1	All athletes	No
2 whips	8432.4.2	As determined through classification process	Yes
Non conventional or curved whip	8432.4.2	As determined through classification process	Yes
Breast plate and/or neck strap	8432.3.3	All athletes	No
Reins, including split rein on double bridle	8431.2.5-6	All athletes	No
Foot reins	8432.5.3	As determined through classification process	Yes
Loop reins	8432.5.7	As determined through classification process	Yes
Connecting rein bar	8432.5.8	As determined through classification process	Yes
Reins through ring on saddle	8432.5.5	As determined through classification process	Yes
Elastic insert reins	8432.5.1	All athletes	No
Velcro - amount	8432.6.3	As determined through classification process	Yes
Strap stirrup leather or stirrup iron to girth	8432.6.4	As determined through classification process	Yes
Elastic bands on stirrups	8432.7.3	All athletes	No
Magnetic stirrups	8432.7.3	All athletes	No
Enclosed stirrups	8432.7.4	All athletes	No
No stirrups	8432.7.2	As determined through classification process	Yes
Commander (to call the test)	8429.4	As determined through classification process	Yes
Use of sign language	Annex IV	As determined through classification process	Yes
Callers (for athletes with visual impairment)	8429.4.10	As determined through classification process	Yes
Beacon beeper	8429.4.10	As determined through classification process	Yes

Safety vests including inflatable	8427.8	All athletes	No
Non-standard compensating aids	8432.1	Aids or equipment not described above. Must be approved by the FEI compensating aids panel and supported through classification process.	Yes

DR308 Saddlery

1. Athletes must use snaffle or double bridles. Athletes whose riding appears to near the level of abuse to the horse, whether intentionally or not, will be asked to make changes by the Technical Delegate in consultation with Competition Management, or Judge. See DR121.3.j.6.
2. See DR121.2 for information on bits that are permitted for Para Dressage. Exception to DR121.2: Bits may be covered with latex for Para Dressage tests but not for other dressage tests or classes.
3. Nosebands. It is obligatory to use a noseband. Normal dropped nosebands and flash straps must lie in the chin groove. A horse may be equipped with no more than one (1) noseband (a flash strap is considered to be part of the noseband). Nosebands, including their adjustment, must be in compliance with DR121.3.d.2.
4. A well-fitting, well maintained saddle, suitable to the horse and Athlete shall be used. At the halt there must be a clear three centimeters (3cm) between any means of support and the Athlete's trunk. Any adaptations to a saddle must allow the Athlete to fall free of the horse. No saddle must be deeper in the seat than twelve centimeters (12cm) with the seat pressed down. This is measured from the seat to the middle of a line from top of pommel to top of cantle.
5. Handhold.
 - a. The use of a soft (flexible) handhold, not more than thirty centimeters (30cm) wide, to assist the Athlete to balance, may be attached to the front of the saddle, in front of or above the pommel. Such a handhold may not be more than ten centimeters (10cm) above the top of the pommel when held.
 - b. If a hard (fixed/rigid) handhold is essential, it must be stated on the Federation Dispensation/Classification Certificate. The hard handhold must comply with the same measurement criteria as the soft handhold. The Federation reserves the right to allow dispensation to these measures according to the specific impairment of an Athlete.
6. Whips. One (1) whip (a total maximum length of one hundred twenty centimeters (120 cm)) may be carried. Two (2) whips may only be used if they are specified as a compensating aid for the Athlete on their Federation Dispensation/Classification Certificate. Any alteration to conventional or curved whips must be listed on the Athlete's Federation Dispensation/Classification Certificate. If whips are required for use in other USEF or FEI tests for able-bodied Athletes, this must be stated on the Athlete's Federation Dispensation/Classification Certificate.
7. Other Para Dressage Saddlery Aids Allowed/Not Allowed
 - a. Breast plates, neck straps, handholds (see 5.b. above) are allowed. Martingales, blinkers, side, balancing, running, bearing and similar reins are forbidden. Any rein adaptation that produces a similar effect to these forbidden reins is not permitted. Any rein from any bit in the Horse's mouth must be in direct contact with the Athlete. This means that if riding in a double bridle the two (2) reins on one (1) side must either both go to the Athlete's hand(s) or be connected into one (1) rein before reaching the Athlete (split reins). Elastic insert reins are allowed. Foot reins are only allowed when no other reins are going to be controlled by arm(s) or hand(s)/fingers from the upper part of the body of the Athlete. See DR117.4-5.
 - b. If the rein is not used in a conventional manner, it must be in as straight a line as possible from the Athlete's point of contact on the reins to the Horse's mouth. For Athletes with two (2) very short arms reins may be run through rings that are attached to the front of the saddle by leather straps. These rings must not be in a fixed position, but shall be loose. Athletes using such rings must have details noted on the Federation Dispensation/Classification Certificate.
 - c. Athletes must not be held in position by any mechanism that does not automatically release in the event of an accident.

- d. Use of Velcro or similar material.
 1. Velcro may be used on the lower limbs to assist the Athlete in the saddle where there is an identified need as determined by the Athlete's functional profile and Grade. The use of Velcro in this way must be recorded as a compensating aid for their Athlete on the Federation Dispensation/Classification Certificate.
 2. The total amount of overlapping Velcro, or similar material, used by any Athlete, must not exceed fifty square centimeters (50 sq. cm). Each overlap contact must not exceed the dimensions of three centimeters by six centimeters (3cmx6cm). The total area of overlapping Velcro or similar material per leg must not exceed three centimeters (3cm) wide by six centimeters (6cm) of overlap contact. For safety reasons it is recommended that it is fastened in a 'V' shape.
 3. A Velcro or thin leather strap may be used to attach the stirrup leather or the stirrup iron to the girth to assist control of the lower leg where there is an identified need as determined by the Athlete's functional profile and Grade. This must be recorded as a compensating aid for the Athlete on their Federation Dispensation/Classification Certificate.
 4. Velcro or similar materials must, in all cases, allow the Athlete to fall free of the Horse.
- e. Elastic rubber bands may be used to keep the feet in the stirrups. Such elastic must be of a width and strength to allow the Athlete to fall free of the Horse. Magnetic stirrups are permitted.
- f. To prevent the possibility of the foot sliding through the stirrup, stirrups may be closed at the front (enclosed stirrups). If an Athlete has only one (1) leg, they may ride with only one (1) stirrup. If they use a prosthesis, they must use two (2) stirrups. An Athlete may only ride without stirrups if this is specified on their Federation Dispensation/Classification Certificate. See DR117.5.
8. Fly hoods (ear covers) are permitted for all Events in compliance with DR121.8. Ear plugs are not permitted except during awards ceremonies. Ear hoods may not be attached to the noseband.
9. The ring steward should check the saddlery of one-third of the horses in each class immediately after the horse leaves the arena, in compliance with DR126.2.i.1. In Selection Trials and National Championship classes, the saddlery of all horses will be checked. Any discrepancy will be reported to the Judge at C and may entail elimination. Management must provide a copy of each Athlete's Federation Dispensation/Classification Certificate to the ring stewards for all Para Athletes.
10. Refer to DR121 for rules not specifically covered under DR308. Due to the complex nature of the saddlery used by some Para riders, refer to the FEI rulebook for any additional requirements for bits and bridles not covered in DR121. See Article 8428 of the FEI Para Dressage rules.
11. It is the responsibility of the Athlete to ensure that all special equipment/compensating aids are allowed under the Para-Equestrian Dressage rules, and that any used are noted on the Athlete's Federation Dispensation/Classification Certificate.

DR309 Execution of the Tests

1. The FEI PE Dressage Tests must be carried out entirely from memory, and all movements must follow in the order laid down in the Test; except for those Athletes who may have their Tests commanded(Read) and/or called as a compensating aid listed on their Federation Dispensation/Classification Certificate. See DR122.1.
2. Penalties: Every "error of course", whether the bell is sounded or not, must be penalized.
 First error - Zero point five percentage points (0.5%) from the total score
 Second error - One percentage point (1%) from the total score
 Third error – Elimination
 See DR122.5c3.
3. PE Athletes must enter the arena within forty five (45) seconds after the sound of the bell or they are eliminated. In the Freestyle, the Athlete has forty five (45) seconds to signal to start the music.
4. On the grounds of safety, Athletes in Grade I, II, III and Profile 36 (totally blind) may be accompanied around the outside of the arena by the trainer or their representative before the Test starts. They may be led, but must not be schooled from the ground. This person may stand outside the arena on the field of play during the Test.
5. All Para Equestrian Athletes may salute with a nod of their head only. Helmets must not be removed at the salute, and contact must be maintained on the reins.

6. A Horse leaving the arena completely, with all four (4) feet and in a willful manner, causing the Athlete to lose control, will be eliminated. However, if the Athlete directs the Horse to the outside of the arena or the arena is not fully boarded, the Horse is not automatically eliminated. The Judge at C will make this the decision, but a heavy deduction in marks will occur if the Athlete is not eliminated.
7. Any outside assistance (other than approved Commander or Callers) or intervention, including coaching by voice, signs etc., may result in elimination, at the discretion of the Judge.
8. In cases where an Athlete stops the test and receives outside assistance in order to turn a temporarily unsafe situation back into a safe situation (i.e. a lost stirrup), each judge should give zero (0) for the particular movement, but allow the Athlete to continue their Test. However, if the danger seems to be of a more permanent character it shall remain the discretion of the Judge at C to eliminate the combination.
9. The Athlete's trainer or representative may stand near the Competition arena to relay the Judges' instructions, if necessary. Some athletes with mental impairment may need this additional communication.
10. For Grade I, II and III, helpers may be placed in corners outside the arena for safety reasons. In an emergency, they may give physical assistance. Penalties will be at the discretion of the Judge at C, who may also eliminate the Athlete either at the time, or at the conclusion of the Test.
11. For Grade I, II and III, if circumstances allow, a companion Horse may stand adjacent to the arena in an area designated and approved by the Technical Delegate.
12. If radio communication is used, a copy of the written choreography must be given to the Technical Delegate or their designee who will monitor the reader and report to the judge if unauthorized assistance is given to the athlete.

DR310 Athletes who are Blind or Have Visual Impairment, Commanders (Readers) and Callers (Living Letters)

1. Definitions: Para dressage has slightly different definitions for Commanders (Readers) and Callers (Living Letters). The Commander (Reader) is the individual that reads the Test during the ride. Callers (Living Letters) call out the letters to those Athletes with visual impairment who need this assistance during their ride.
2. Athletes who wish to have a Commander (Reader) must apply to the Federation or FEI for permission, clearly stating the reason for the need and providing supporting documentation. Permission to use a Commander must be stated on the Athlete's Federation Dispensation/Classification Certificate. Tests must be commanded in English. The Commander is only allowed to read the test and is not allowed to give other instructions or comments. However, the Commander is allowed to repeat each movement once. Athletes shall have no more than one (1) Commander (Reader) who shall stand in a fixed position outside the arena at E or B, or if this is not possible, stand as directed by the Judge at C. Commanders (Readers) may not carry a whip.
3. Radio communication may not be used during the test. Exceptions: A Commander (Reader) may use sign language or a radio head set with the Athlete during all tests for those Athletes (qualified as above to use a Commander (Reader)), who are also deaf or hearing impaired. The sign language or radio head set must be listed as a compensating aid on the Athlete's Federation Dispensation/Classification Certificate. During Freestyle tests, all Athletes who have been allowed a Commander or Caller(s) as a compensating aid on their Federation Dispensation/Classification Certificate are permitted to use headsets.
4. All Athletes who have been allowed a Commander or Caller(s) as a compensating aid on the Federation Dispensation/Classification Certificate are permitted to use a headset during Freestyle tests.
5. In the above, it is the responsibility of the Athlete to provide a fully functioning headset with an extra receiver to enable the Technical Delegate or their designated representative to listen to all communication going from the Commander (Reader) to the Athlete. If this is not the case, the Athlete will not be permitted to use the equipment and must ride the test without it.
6. Callers (Living Letters) may only call the name of the letter(s). Only the lead caller (who may also Command (Read) where approved) may be in the center of the arena. All other Callers must be positioned outside the arena, and may move from one marker to another, provided they do not obscure the judge's line of vision. There shall be no more than four (4) Human Callers placed around the arena and one (1) Caller at X, but Athletes with visual impairment are encouraged to use as few Callers as possible. Electronic callers can be placed at every letter. The Caller at C may be exchanged for a beacon or beeper which is to be provided by the Athlete.

7. Callers may not give any other direction to the athlete other than identifying the letters, center line, and quarter lines of the dressage arena. Athletes may enter the arena prior to the start of their test and make one pass of the arena, once in each direction, in order to familiarize themselves with the callers and the arena. After completion of this familiarization, the Athlete may leave the arena and await the judge's signal to re-enter and begin their test OR may halt and stand quietly just within the arena at A to be given the signal to begin their test from inside the arena.
8. Blind and visually impaired Athletes are required to wear a distinctive color arm band (supplied by the athlete) at all times while mounted and in areas where other Athletes are present. They may remove this armband during execution of their dressage test.

DR311 Para Athletes competing in Able-bodied Tests and Classes.

1. When Para Athletes compete in able-bodied tests and classes, DR Subchapter 1 rules take precedence for those classes, including the bits and bridles that are permitted.
2. Per DR119, riders with a diagnosed permanent disability who require the use of compensating aids or adaptive equipment must comply with DR119.11-13.
3. When Para Athletes enter an able-bodied test/class, they must provide their Federation Dispensation/Classification Certificate in order to use their compensating aids during the test.