

CHAPTER PF PASO FINO HORSE DIVISION

SUBCHAPTER PF-1 GENERAL QUALIFICATIONS

- PF101 Eligibility
- PF102 General Rules
- PF103 Shoeing Regulations
- PF104 Type and Conformation
- PF105 Gaits

SUBCHAPTER PF-2 PASO FINO YOUTH SECTION

- PF106 General
- PF107 Class Separations
- PF108 Walk-Corto Leadline
- PF109 Paso Equitation
- PF110 Tests
- PF111 Procedures
- PF112 Appointments
- PF113 Classic Fino Youth
- PF114 Paso Performance Youth
- PF115 Paso Pleasure Youth
- PF116 Youth Horsemanship
- PF117 Procedures
- PF118 Tests
- PF119 International Paso Equitation

SUBCHAPTER PF-3 BELLAS FORMAS (CONFORMATION) CLASSES

- PF120 Class Specifications & Qualifying Gait
- PF121 Procedures
- PF122 Appointments
- PF123 Classes within this Division

SUBCHAPTER PF-4 PERFORMANCE CLASSES (UNDER SADDLE)

- PF124 Showing
- PF125 Schooling Classes
- PF126 Junior Riders, Youth and Amateur Classes
- PF127 Tack
- PF128 Attire and Appointments

SUBCHAPTER PF-5 CLASSIC FINO DIVISION

- PF129 Class Specifications
- PF130 Procedures

PF131 Appointments

PF132 Classes within this Division

SUBCHAPTER PF-6 PASO PERFORMANCE DIVISION

PF133 Class Specifications

PF134 Procedures

PF135 Appointments

PF136 Classes within this Division

SUBCHAPTER PF-7 PASO PLEASURE DIVISION

PF137 Class Specifications

PF138 Procedures

PF139 Appointments

PF140 Classes within this Division

SUBCHAPTER PF-8 PASO FINO COUNTRY PLEASURE. (RESTRICTED TO AMATEURS)

PF141 Class Specifications.

PF142 Procedures.

PF143 Appointments.

PF144 Classes within this Division

SUBCHAPTER PF-9 SPECIALITY CLASSES

PF145 Paso Versatility Class

PF146 Paso Western Pleasure

PF147 Paso Trail

PF148 Paso Costume

PF149 Paso Pleasure Driving Class

SUBCHAPTER PF-10 AMATEUR ADULT EQUITATION

PF150 Paso Equitation

PF151 Amateur Adult Horsemanship

SUBCHAPTER PF-11 CHAMPIONSHIP CLASSES

PF152 Championship Classes

SUBCHAPTER PF-12 SHOW CONDUCT

PF153 Concurrent Classes

PF154 Competitions

PF155 Grand National Championship Show

CHAPTER PF PASO FINO HORSE DIVISION

SUBCHAPTER PF-1 GENERAL QUALIFICATIONS

PF101 Eligibility

1. To be eligible for entry and exhibition in a competition, a horse must be registered with the Paso Fino Horse Association and must be entered and exhibited under its full registered name and registration number. All horses registered with PFHA after 2018 must be microchipped to be eligible to compete. All participants (owners, agents, lessees, trainers, riders, exhibitors, and handlers) must be current members of, and in good standing with, the PFHA. These rules are a condensed version of the Paso Fino Horse Association rules. Please refer to the latest edition of the PFHA rules for details.
 - a. The following credentials must be made available to Competition Management and steward and copies of said credentials must accompany the entry form however items 1 and 3 may be electronically verified when possible by the competition secretary:
 1. Each participant's PFHA and USEF membership card.
 2. The participant's PFHA and USEF amateur card, if applicable.
 3. A copy of each horse's entry's registration papers (back side only if it contains the owner's name) or PFHA show validation certificate.
 4. All other papers and health documents required by law or by competition management.
 5. Copies of applicable lease agreements
 6. Affidavits of sales contracts.
 - b. If the participant has submitted their entries via the PFHA online entry system then the following credentials must be made available to Competition Management and the steward, and copies of said credentials must be presented at time of check in:
 1. All other papers and health documents required by law or by competition management
 2. Copies of applicable lease agreements
 3. Affidavits of sales contracts
 4. USEF membership card (may be electronically verified when possible by the competition secretary).
2. Definition of an Amateur Owner. Each exhibitor in an Amateur Owner Class must be an amateur, certified as an Amateur by the Federation and be the owner of the horse being ridden or a member of the owner's family (GR106 and GR123). In the case of a corporate owner, the stockholders of the corporation shall be considered the owners for purposes of this definition. A horse that is the subject of a lease to an amateur is not considered owned by that amateur for purposes of this definition. The purchaser of a horse under an installment method of payment shall be considered the owner of the horse for purposes of this definition, if the purchaser, either before or at the time of the competition in question, files an affidavit on a form provided by the Paso Fino Horse Association for this purpose that describes certain relevant information about the purchase.
3. No artificial appliances are allowed. Artificial appliances include, but are not limited to leg/fetlock ankle chains (leather, string, plastic, rubber chain, wood, etc.) of any weight. These are prohibited on the showgrounds and exhibitors using such appliances are subject to penalties and expulsion from the show grounds. Normal grooming preparations including the use of black or clear polish on hooves are allowed, but make-up, (other than on hooves), and glitter are prohibited. All horses must be in good condition. The color of a horse or the color of the horse's eyes will not be a consideration in judging a horse.
4. Soring of a horse is prohibited. Any physical evidence, including but not limited to scars or blisters, of training with heavy shoes or artificial devices or soring shall cause the horse to be disqualified.
5. Inspection. At the line-up in all classes, Judges will carefully inspect the horses for artificial devices, training scars, raw or bleeding sores, soundness, marked lameness, and welts from whips or spurs in accordance with these rules. At all PFHA approved shows, the Judge may, at their discretion, inspect any horse for evidence of soring. Any evidence of soring shall disqualify the horse for the class and remainder of the show.

6. Prohibited: Any injection of any foreign substance or drug or any surgical procedure that could affect the horse's performance or alter its natural conformation or appearance, except for those surgical procedures performed by a duly licensed veterinarian for the sole purpose of protecting the health of the horse. Upon discovery that prohibited surgery or injection of a foreign substance or drug has occurred, show management shall immediately disqualify the horse and report the matter to the PFHA for further investigation.
 - a. This rule shall not apply to castration or to the cosmetic alteration of the horse's tail. However, the horse's tail may not be altered by the insertion of a foreign object, foreign substance or drug. Under no circumstances may a horse with a "dead tail" be shown at a PFHA sanctioned show.
7. Examination of Horse Required. Every owner and exhibitor shall, upon request of show management, permit examination of a horse for determination of the presence of prohibited surgery or foreign drug or substance. Refusal to comply with such request shall: (1) constitute grounds for disqualification of the horse from further participation at the show or from further approved events pending hearing of the PFHA Hearing Committee; (2) bar the horse from participation in future approved events or shows for such period as determined by the PFHA Hearing Committee; and (3) constitute grounds for suspension of PFHA membership of the owner and trainer.
8. To be eligible to show in a Performance Championship class a horse must have been properly entered, shown and judged in one qualifying class in the same division or section.

PF102 General Rules

1. Horse's Age. A horse's age requirement will be counted in months. For purposes of determining the appropriate class at a horse show, a horse's age is determined in months from the foaling date to the end of the month preceding the month of the show.
2. Ring Conduct. The ring conduct of any exhibitor shall not be such as to affect adversely the exhibition of any other exhibitor's horse in the ring. Horses should be spirited, display refinement and beauty, but must be obedient. In all mounted classes, the riders shall space their mounts in such a manner so as to avoid bunching up and shall maintain such relative positions during such class demonstrations.
3. In the Paso Fino division the following will apply:
 - a. Excused:
 1. Completes the class and remains in the ring at the lineup. Horse is qualified for the championship.
 2. Junior youth exhibitor may be excused from a class if exhibitor's horse does not meet the requirements of the class.
 3. Any horse that becomes unruly, ill-mannered, or unsafe during a work off shall be excused from the ring.
 - b. Disqualified:
 1. Horse will be disqualified from the class and will be ineligible for the championship under the following circumstances:
 - a. Not meeting requirements of the class. (In Bellas Forma)
 - b. While the class is working, horse is required to leave the ring by the exhibitor or by the judge. Horse is not qualified for championship.
 - c. Unruly
 - d. Illegal tack
 - e. Refusal to back (Western Pleasure)
 - f. Shoe weight
 - g. Fall of horse and/or rider due to bad manners of the horse.
 - h. Unsoundness
 2. Horse will be disqualified from the entire competition under the following the circumstances:
 - a. Horse exits the arena without permission
 - b. Abuse/cruelty
 - c. Ineligible exhibitor due to relationship with judge
 - d. Ineligible horse due to relationship with judge
 - e. Undue stress on horse

f. Soring

4. Enforce General Rules: Report Violations & Facilitate Correction. The judge shall have the responsibility to enforce the class and competition rules, and also rules relating to the soundness of horses at any competition at which they are judging. The rules are to be enforced by any of the following means:
 - a. Requiring the violation to be corrected.
 - b. Excusing the horse and exhibitor from the class.
 - c. Prohibiting the horse and exhibitor from participating in the class.
 - d. Other appropriate action.

It is the purpose and intent of this rule to permit and further competition. Therefore, correction of violations should be permitted where practical and where correction may be done without undue delay of the competition and without being unfair to other competitors. The Judge shall report to the Steward any violations noted under this rule.
5. Calling Class Placement. After a class has been pinned and Judge's Card turned in, any non-placing horses shall be excused from the ring. Non-winners of ribbons in any class should remain in the ring until excused. The placement of the class shall be called starting with honorable mention seventh (7th) and proceeding sixth (6th) through first (1st). The first (1st) place horse shall have the option of making a victory ride once around the ring. The first (1st) and second (2nd) places shall have the option of going down the sounding board.
6. In a class with a single entry a judge may have the horse perform all required gaits one way of the ring and pin it or excuse it in accordance with the rules. Exception: In a youth class, the class shall be worked as if there were several horses.
7. Delay and/or Commencement of Classes.
 - a. Commencement see GR109. Delay see GR831.
 - b. Show management may apply one of the following procedures in order to ensure timely commencement of classes:
 1. When horses are competing collectively, if the first horse does not enter the in-gate within one minute after the in-gate is opened the class is cancelled.
 2. When the first horse enters the in-gate within one minute and there are remaining exhibitors who have not entered the ring, a three minute warning may be issued. If the remaining horses do not enter at the end of the three minute warning, the gate will be closed.
 3. Judging must commence upon closure of the gate.
8. Jumps. In all classes calling for jumps, the jumps may be either horizontal bar jumps or cross rails. The horizontal bar jumps must include two (2) vertical poles, appropriate jump cups, a horizontal bar for the jump, and a bar for a ground line. All material should be white or some other color that is in contrast to the ring. Jump rails for the horizontal bar jump must sit firmly in jump cups and cannot be on the cup edges. Ground lines must be on the approach side of the jump and no farther than two (2) feet away from the horizontal jump crossbar. The horizontal bar jump shall be a minimum of eighteen (18) inches and a maximum of two (2) feet. The height of a cross rail may not exceed eighteen (18) inches and shall be measured at the top of the center of the intersection of the poles. The height of the jump cups should be set so the angle of the pole does not exceed approximately 30 degrees. Hay bales cannot be used as jumps. All jumps in warm-up areas must conform to the above guidelines.
9. Withdrawing from Competition. No exhibitor may withdraw a horse from a sanctioned competition after it has commenced, or remove the horse from the competition grounds, without the permission of the competition secretary. An exhibitor who has entered the ring may request permission of the judge to exit the ring before judging is completed. If an exhibitor voluntarily removes a horse from the ring without the permission of the judge, except in deference to safety, the Show Committee will disqualify the exhibitor and all their entries from all future classes at that competition and all prizes and entry fees for the entire competition shall be forfeited.
10. Same Rider on Two Horses/Two Different Riders on Same Horse Prohibited. A rider must not show more than one horse in a class, with the exception of a trail class. For a trail class, a rider is permitted to show more than one horse if there is a handler for each horse. When accepting awards for a trail class, the rider with multiple horses will ride one horse into the arena and the other horses are to be led in by a handler, one per each horse. In any saddle class, the rider is not to be changed during the class.

11. An exhibitor may not use any type of electronic, mechanical or similar communication or mechanical device in the show ring while being judged, except for an exhibitor who is hearing impaired and who normally uses a sound enhancing device to achieve normal -hearing.
12. Showing a horse with raw or bleeding sores or raw or bleeding abrasions around the muzzle, nose, chin groove, or jaw is considered an act of abuse. Horses showing signs of undue stress or inhumane treatment must be disqualified from the competition.
13. Soundness. All horses must be serviceably sound for competition purposes. A horse must not show evidence of lameness, or broken wind. Animals with complete loss of sight in either eye may be found serviceably sound at the Judge's discretion.
14. Extremes of temperature or climate conditions, may modify the requirements for attire as specified in various sections of these rules. Competition management will determine the modification and need thereof.
15. In the Paso Fino division, exhibitors must be given no more than one placement per class. Classes will be judged under one of the following procedures;
 - a. One judge per class;
 - b. Conferring or a panel of judge submitting a single judges placements card; or
 - c. A panel of three (3) or five (5) judges issuing placements that are averaged prior to announcing the final placement for the exhibitor(s).

PF103 Shoeing Regulations

If a horse is shown unshod, hooves will be neatly trimmed to a short natural length, not to exceed four (4) inches. If a horse is shown shod, the length of the hooves is not to exceed four and one half (4 1/2) inches, including shoes. All four (4) feet must be shod with the same type of shoe of the same material, weight, and thickness although front and back hooves may be shod in different sizes. Aluminum shoes and rim shoes are permitted. Each shoe cannot exceed ten (10) ounces. Weighted shoes, trailers, heel caulks, and any style of pads are prohibited. Toe and/or side clips drawn from the shoe are allowed as long as the clips are an integral part of the plate shoe. All horses showing in Classic Fino must be shown shod.

PF104 Type and Conformation

The Paso Fino horse reflects its Spanish heritage through its proud carriage, grace and elegance. Modern care and selective breeding have enhanced its beauty, refinement and well-proportioned conformation that conveys strength and power without extreme muscling.

1. Head: The head should be refined and in good proportion to the body of the horse, neither extremely small nor large with the preferred profile being straight. Eyes are large and well-spaced, very expressive and alert, and should not show excessive white around the edges. Ears are comparatively short, set close and curved inward at the tips. The lips should be firm and the nostrils large and dilatable. Jaws are defined but not extreme. The impression should be of a well-shaped, alert, and intelligent face.
2. Neck: The neck is gracefully arched, medium in length and set on at an angle to allow high carriage, breaking at the poll. The throat latch should be refined and well-defined.
3. Forehand: Shoulders are sloping into the withers with great depth through the heart. Chest is moderate in width. Withers are defined but not pronounced and slope smoothly into the back.
4. Midsection: The midsection is moderate in length with a well-sprung rib cage. The top line should be proportionately shorter than the underline. The back should be strong and muscled. The midsection should join the forehand and the hindquarters so as to give the horse a pleasing, proportioned appearance.
5. Hindquarters: The croup is slightly sloping with rounded hips, broad loins, and strong hocks. The tail is carried gracefully when the horse is in motion.
6. Legs: The legs are straight with refined bones and strong, well defined tendons and broad, long forearms with shorter cannons. The thigh and gaskin are strong and muscled but not exaggerated. Standing slightly under in the rear is acceptable. Pasterns are sloping and medium in length. Bones are straight, sound, and flat, and

joints are strong and well defined. Hooves are well rounded, proportionate in size and do not show excessive heel.

7. Mane, Tail and Forelock: Mane, tail, and forelock are as long, full, and luxurious as nature can provide. No artificial additions or alterations are allowed. A bridle path not exceeding 4" is acceptable. Horses under 12 months will not be penalized for having clipped manes or tails.
8. Size: Paso Fino horses are 13 to 15.2 hands with 13.3 to 14.2 being the most typical size with weight ranging from 700 to 1100 pounds. Full size may not be attained until the fifth year.
9. Color: Every equine color can be found, with or without white markings.
10. Disposition: The Paso Fino is an extremely willing horse that truly seems to enjoy human companionship and strives to please. It is spirited and responsive under tack while sensible and gentle at hand.

PF105 Gaits

1. The Paso Fino is born with a gait unique to the breed, and its attitude seems to transmit to the observer that this horse knows its gait is a very special gift that must be executed with style and pride! The gait, being totally natural, does not exhibit the catapulting or exaggerated leg action of man-made gaits; rather the movements are smooth, rhythmic, purposeful, straight, balanced in flexion and synchronous front to rear, resulting in unequaled comfort and smoothness for the rider. The Paso Fino is a graceful, agile and supple equine athlete that uses all four legs with precision and harmony. With its definite but controlled spirit, natural gait and presence, and responsive attitude, the Paso Fino is, indeed, a rare and desirable equine partner.
2. The gait of the Paso Fino horse is an evenly-spaced four-beat lateral gait with each foot contacting the ground independently in a regular sequence at precise intervals creating a rapid, unbroken rhythm. Executed perfectly, the four hoof beats are absolutely even in both cadence and impact. Footfall is in the same sequence as a natural equine walk, i.e., left rear, left fore, right rear, right fore. Propulsion is primarily from the hind limbs and the horse's motion is absorbed in its back and loins, resulting in unequaled smoothness and comfort for the rider.
3. In all classes, special attention shall be afforded to the rhythmic consistency and smoothness of the Paso gait. While style of execution may vary with horses, any style of execution that reduces smoothness and consistency shall be penalized. In addition, a horse shall be excused for failure to perform any gait prescribed in a class. Any tendency to mix gaits, the loss of even cadence or lack of smoothness, as evidenced by an up and down or side to side movement of the horse's croup or of the rider, shall be penalized. Horses who fight the bit, flatten their ears or swish their tails shall be penalized.
4. In all qualifying gaits, light contact on the reins is required. Horses requiring undue restraint or "holding" in gait or collection shall be penalized. While the degree of collection required varies from class to class, in no gait should the horse go "strung-out" behind, squat down in the rear, jut out its nose, lug, or work behind the headgear. Exaggerated leg action (excessive fold, over-reaching, unnaturally high front leg action, etc.) is not desirable. The ideal Paso Fino should track straight; however, some slight winging or paddling is acceptable and should be penalized only if it is severe or a result of conformation faults. In all classes and all gaits, the Paso Fino should give the appearance of naturalness and ease combined with a degree of the pride and elegance that is characteristic of the Paso Fino breed.
5. The Paso Fino gait is performed at three forward speeds (Classic Fino, Paso Corto, Paso Largo) and with varying degrees of collection. In all speeds of the gait, the rider should appear virtually motionless in the saddle, and there should be no perceptible up and down motion of the horse's croup.
6. Qualifying Gaits
 - a. Walk—Smooth, steady, evenly-spaced four-beat gait.
 1. Collected Walk - Evenly-spaced four-beat gait, cadenced, straight, brisk, animated and rhythmic. This gait is executed with collection, style and brilliance. This gait is called for in Paso Performance and Paso Versatility classes.
 2. Flat Walk - True, evenly-spaced four-beat, flat-footed, smooth gait executed with mild collection. The horse's head carriage is natural and relaxed. This gait is called for in Paso Pleasure, Paso Trail, and Paso Western Pleasure classes.

- b. Classic Fino— Smooth, steady, evenly-spaced four-beat gait. Extension is absolutely minimum, forward speed is very slow and footfall is extremely rapid. It should be animated, exciting and executed with brilliance and style. Horse must be fully collected and balanced, putting its complete dynamic energy into its carriage and quickness of its footfall. Flexion and extension should be harmonious in all four legs, and the horse must present a picture of symmetry and fluidness of motion. The horse must perform naturally and willingly and any indication that the horse is being excessively restrained or held in gait shall be penalized.
- c. Paso Corto— Evenly spaced four-beat gait executed with moderate forward speed and extension. Horse should be smooth, balanced and exhibit symmetry in flexion and stride. Forward speed is ground-covering but unhurried. Movements should be fluid, willing, relaxed, balanced and free--moving. The horse's head carriage is natural and relaxed.
 - 1. Collected Paso Corto - an evenly-spaced four-beat lateral gait with moderate forward speed and extension. This gait is smooth, supple, cadenced, animated and brilliant, with the horse well-collected, fully balanced, and exhibiting symmetry in flexion and extension. The horse should demonstrate pride, style, elegance and enthusiasm, along with good manners and ready response.
 - 2. In the Paso Performance and Paso Versatility classes the horse is well-collected, animated, proud and brilliant.
 - 3. In the Paso Pleasure, Paso Trail and Paso Western Pleasure classes collection and carriage are natural and relaxed with slightly more collection required in the Paso Pleasure class.
- d. Paso Largo— Forward speed is rapid and the gait is executed with longer extension and faster cadence than the Paso Corto. Extension and flexion must be harmonious with no tendency to become light on the front or strung out behind. A definite change of speed from the Paso Corto must be observed. A significant difference will be rewarded. The even four-beat cadence must be retained. Forward speed varies with the individual horse, since each horse should attain its top speed in harmony with its own natural stride and cadence.
 - 1. Collected Paso Largo, which is an evenly-spaced four-beat lateral gait. This gait is smooth, balanced, collected, bold and animated, with rapid forward motion. Extension and flexion must be harmonious with no tendency to become "light" on the front or "strung out" behind. The horse should appear eager and willing to move out, and a definite change of speed from the Paso Corto to the Paso Largo must be observed, yet a willingness to reduce speed on command must be demonstrated. All transitions between gaits should be performed evenly and smoothly. An even, four-beat cadence must be maintained, together with style, presence, boldness, and brilliance. Loss of form, cadence, or smoothness due to excessive speed shall be penalized. In this class, the horse should combine style and spirit along with obedience and good manners. The horse should move out willingly, and stand quietly when requested.
 - 2. In Paso Performance and Paso Versatility, the gait is collected, bold and animated.
 - 3. In the Paso Pleasure class, collection is mild and carriage is natural and relaxed.
- e. Lope—True, three-beat gait, slow, cadenced, smooth, straight on both leads, with no tendency to mix gaits. Horse should be balanced going with mild collection.
- f. Canter—True, three-beat gait, cadenced, straight on both leads, smooth and unhurried with no tendency to mix gaits. The canter should be executed with collection; the head well-elevated and set.

SUBCHAPTER PF-2 PASO FINO YOUTH SECTION

PF106 General

- 1. An exhibitor's age for Youth classes shall be determined by the exhibitor's age on September 1 of the current competition year, and this age shall remain the same throughout the competition year.
 - a. If a competition is in progress on September 1, an individual's age at the start of the competition will be maintained throughout the competition.
- 2. Junior. Junior riders shall be 13-17 years of age.
- 3. Sub-Junior. Sub-Junior riders shall be 7-12 years of age.

4. Walk-Corto Leadline. Walk-Corto Leadline riders shall be 3-9 years of age.
5. Safety Headgear. All exhibitors 12 years of age and under as determined by the current competition year, including walk-corto leadline riders, are required to wear Safety Headgear at all times while on horseback or driving or while in the driving cart. (GR801)
6. Handling Stallions. A child under thirteen years of age as determined by the current competition year shall not at any time ride, handle or exhibit a colt or stallion on the show grounds during an Association sanctioned show. This rule applies to all classes, point or non-point, specifically including leadline classes. The adult responsible for such a child who violates this rule will be subject to dismissal from the show grounds and forfeiture of any remaining fees.
7. Ineligible for Championship. Riders in the youth classes are not eligible for the championship classes because of riding in the Youth division classes.
8. Youth Championship Classes. Championship classes may be offered for youth riders in any division in which two or more qualifying classes are offered at a given competition. Youth Championship classes may be divided into Junior Youth (13-17 years of age) and Sub-Junior Youth (7-12 years of age) or held as Youth (7-17 years of age). To be eligible for entry into a championship class, a horse/rider combination must have been properly entered, shown, and judged in one of the qualifying classes. To be considered shown and judged, a horse must perform all required gaits both ways of the ring in the original class and must remain in the ring until either placed or excused by the judge(s).
9. A Junior Youth rider may be excused from a class if the rider's horse does not meet the requirements of the class.
10. Suitability. In all youth classes, special attention should be paid to the suitability of the horse for its rider. Horses should not appear unmanageable or too excitable for their riders, nor should they be unwilling to work for their riders. Good disposition is paramount for a youth horse.

PF107 Class Separations

1. Any youth class may be offered as open to all youth or may be divided into age groups as follows: (Exception: International Paso Equitation, see PF119.1)
 - a. Divided into Junior Youth (13-17) and into Sub-junior Youth (7-12)^{SEP}
 - b. Divided into Junior Youth Level I (13-15), Junior Youth Level II (16-17), Sub-junior Youth Level I (7-9) and Sub-junior Youth Level II (10-12)

PF108 Walk-Corto Leadline

This class is open to children three (3) to nine (9) years of age and to physically or mentally disabled adults or children who are unable to show in other classes. Exhibitors in the Walk-Corto Leadline class shall not cross enter into other classes with exception of the Costume class. Tack and attire will be the same as that for the Paso Pleasure class except riders are required to wear Safety Headgear. See GR801 for the definition of Safety Headgear. No belt or other type implement shall be used to hold a child in the saddle. The horses must enter the ring with the child mounted and an adult holding a leadline attached to a leather or nylon halter worn over the bridle or holding the pisador attached to the bridle. The leadline is for control only if necessary and should remain slack during the class if possible. The child should control the horse. This class is to be judged the same as the Equitation class except that no dismount/mount or tests will be asked for and the horses will be requested only to perform at a Paso Corto gait and at a walk. All exhibitors shall receive participant ribbons for this class and there shall be no points awarded for riders or horses. In addition, there shall be no point requirement to enter this class in the National Show.

PF109 Paso Equitation

1. The class is to be judged 100% on equitation. Results as shown by the performance of the horse are not to be considered more important than the method used in obtaining them.

2. **Basic Position.** The rider shall convey the impression of effective and complete control at all times, showing both the horses and the rider to the rider's best advantage. A complete picture of the whole is of major importance.
3. **Arm and Hand Position.** The arm should hang naturally with the elbows not extending outward beyond a perpendicular line even with the rider's shoulders. The reins shall be held in one of the following manners:
 - a. The reins should be held one (1) rein in each hand entering at the bottom below the little finger and extending upward with the bight (excess) of the rein hanging on the off (right) side of the horse.
 - b. The rein must pass directly from the bit, between the little and third fingers, the thumb being placed on top. It is important that the third finger holds the edges of the rein in the joints nearest the palm and that the fingers are closed securely but without tension. Bight (excess) of the rein should be on the off (right) side.
 The rider's hands should be held in an easy position, neither perpendicular nor horizontal to the saddle and should show sympathy, adaptability and control. The height the rider's hands are held above the horse's withers is determined by the head carriage of the individual horse. However, extremely high or low hand positions are improper. The rider's hands should not pass over or behind the pommel of saddle. The rider shall make every effort to achieve as straight a line as possible from the elbow through the forearm, hand and rein to the bit. Hands and wrists should be flexible and not held extremely separated.
4. **Head Position.** The rider's head should be held erect with the chin up. The rider's eyes should look straight forward.
5. **Back Position.** The rider's back should be straight, but not stiff. The rider's shoulders should be square.
6. **Feet and Leg Position.** The rider's leg should hang naturally with a slight bend at the knee. The rider's lower leg should be under the rider's body and not flared outward. Flaring of lower leg shall be penalized. The rider's feet should be parallel with the horse's body with the heels slightly lowered (approximately 1 inch). The ball of the rider's foot should rest directly over the stirrup iron with even pressure on the entire iron with heel, hip and point of shoulder in line. The rider's foot position should be natural (neither extremely in nor out).
7. **Position in Motion.** The rider's position in motion should be natural, coordinated and graceful. The rider should remain almost motionless at all gaits. From the side a straight line should be able to be drawn perpendicular to the ground through the rider's head, shoulder, hip and ankle. The rider's toe should never be more forward than their knee, thereby keeping their center of balance directly above their feet and ankles. The rider's upper arms should fall naturally from the shoulders toward the hip bones and should be flexible, never clutched to the body, extended forward, or spread away from the body. The rider should appear to have a natural flow downward into the saddle and show no side to side movement of upper body. At all gaits the rider should remain in the center of the saddle and not slip back on the -candle.

PF110 Tests

The rider may be required to perform the following tests:

1. Ride without stirrups at a Paso Corto, maintaining the proper position. The stirrups may be crossed over the pommel of the saddle if so desired.
2. Back their horse smoothly and under control. The horse's mouth should remain closed and horse should not throw its head.
3. Dismount and mount. To dismount, the rider may either step down or slide down. The size of the rider must be taken into consideration. To remount, the rider shall check the curb chain and girth and adjust them if necessary. The rider shall gather the reins in their left hand with gentle pressure. The rider shall stand diagonally facing the front of the horse. The rider shall place their left hand in front of the horse's withers without holding the mane, turn the stirrup toward the rider with their right hand and place their left foot in the stirrup. The rider shall place their right hand either on the far side of the saddle at the waist or on the front arch (pommel), and spring lightly up, straightening both knees. The rider shall ease into the saddle and place their right foot in stirrup without looking down.
4. Perform a figure eight at Paso Corto (see diagram for pattern). The rider shall always turn and face the Judge unless otherwise instructed. The Judge may tell exhibitors whether they prefers large or small diameter circles.

5. Move their horse from Paso Largo to walk on a quiet rein.
6. Answer questions on parts of the horse and tack. See line drawings. Judge must refer to these drawings in asking questions.

PF111 Procedures

1. The exhibitors will enter the ring to the right at a Paso Corto and circle the arena in a counterclockwise manner until asked to reverse or change gait. Entries will space themselves, maintain the same relative position and avoid bunching up. Entries will be penalized for bunching up or for not working on the rail. The sequence of the gait will be Paso Corto, Paso Largo, walk, reverse, and repeat. The reverse will be executed toward the center of the ring. A halt will be called at least once during the Paso Corto. Entries will execute the above class requirements and, in addition, Judges are encouraged to call for at least two (2) of the tests provided above, of the top contestants. Each of the tests is to be performed individually.
 - a. Judges must select only from test numbers 2, 5 and/or 6 for Sub-Junior riders. Junior riders may be asked to perform any of the tests.
 - b. For the safety of the other entries, Judges are required to excuse any rider who is unable to control their mount.

PF112 Appointments

The tack shall be English type. Schooling tack is not acceptable. The attire shall be the official Paso Fino show costume. (See PF128.1 Official Paso Fino Show Costume.)

PF113 Classic Fino Youth

Qualifying gaits, procedures and appointments, except for Safety Headgear (GR801), if applicable, are the same as described under the Classic Fino Division.

PF114 Paso Performance Youth

Qualifying gaits, procedures and appointments, except for Safety Headgear (GR801), if applicable, are the same as described under the Paso Performance Division.

PF115 Paso Pleasure Youth

Qualifying gaits, procedures and appointments, except for Safety Headgear (GR801), if applicable, are the same as described under the Paso Pleasure Division.

PF116 Youth Horsemanship

Regional Group shows may offer this class at their discretion. This class shall be judged: 50% on horsemanship of rider, 10% on the suitability of the horse to the rider, and 40% on the performance of the horse. An individual test will be performed by each exhibitor. The course pattern must be posted at least two (2) hours prior to the test.

PF117 Procedures

Exhibitors will enter the ring to the right at a Paso Corto and circle the arena in a counterclockwise manner until asked to reverse or change gait. The entries will space themselves, maintain the same relative position and avoid bunching up. Entries will be penalized for bunching up or for not working on the rail. The sequence of the gait will be Paso Corto, Paso Largo, walk, reverse, and repeat. The reverse will be executed toward the center of the ring.

A halt will be called at least once during the Paso Corto. Entries will execute the above class requirements. Horses that do not perform the paso gait will be eliminated after lining up. Judges will line up exhibitors and require exhibitors to perform the chosen tests individually.

Gaits:

Walk: slightly collected and maintained at an even pace with no hesitations

Corto: collected, with sustained cadence and rhythm

Largo: collected, with good transitions to and from corto, sustained cadence and rhythm.

PF118 Tests

1. Stop: The rider should quietly stop the horse and keep the horse still and parallel to the rail.
2. Serpentine: At a corto, the rider will serpentine through cones without touching cones while maintaining gait, cadence, and rhythm.
3. Circles: At a corto, the rider will perform two (2) circles through cones while maintaining gait, cadence, and rhythm.
4. Figure Eights: In a distance of nine (9) feet between two (2) cones with the horse at a corto, the rider will perform the number of figure eights as described in the designated pattern while maintaining gait, cadence and rhythm without touching the cones.
5. Back: The horse shall back four (4) to six (6) steps in a straight line.
6. Sounding Board: At a corto, the rider shall put horse over the sounding board while maintaining gait, cadence and rhythm. The horse should move straight down the center of the board, tracking straight. The rider shall circle at the end of the board and return over the sounding board.

The course shall be posted approximately two (2) hours before the class. Off pattern: a rider will not be disqualified for failure to complete the pattern in the correct sequence but must be placed accordingly.

PF119 International Paso Equitation

The Paso Horse Equitation highlights the style, grace, rhythm of the Paso horse, and the special relationship between the horse and rider. Paso Equitation is the art of effectively and correctly riding a horse using effective aids to achieve the best performance of the horse while maintaining correct posture, seat and balance that enhances the oneness between rider and horse. This event is judged 100% on the international equitation parameters and rules as defined herein.

Results as shown by the performance of the horse are not to be considered more important than the method, skills and aids used in obtaining the best performance of the horse.

1. Class Separation: Classes may be offered as an Open class or can be divided into age groups as follows:
 - a. Divided into International Paso Equitation Mini (4-5), International Paso Equitation (6-8), International Paso Equitation (9-11), International Paso Equitation (12-14), International Paso Equitation (15-17)
 - b. Divided into International Paso Equitation Mini (4-8), International Paso Equitation (9-12), International Paso Equitation (13-17)
 1. The "mini" category must use a protective riding vest without any posture aids.
 2. In the 4-5 and 6-8 age groups, there should be a minimum of four helpers in the arena for safety, designated by the Technical Committee, and music kept low.
2. Riders Position while the Horse is in Motion: The rider's position while the horse is in motion should be natural, coordinated and graceful. From the side, a straight line should be able to be drawn perpendicular to the ground through the rider's head, shoulder and ankle. The center of balance should be kept directly above the feet and ankles. The rider's upper arms should fall naturally from the shoulders toward the hip bones and should appear flexible, never tight against the body, reaching forward and/ or spread away from the body. The rider should appear relaxed, comfortable and natural. The upper body should not appear to be rocking from side to side. The rider must maintain a centered seat on the saddle and not slip backwards on/over the cantle

regardless of the modality/gait of the horse being ridden. The rider should appear to have a natural flow downward into the saddle and the body should not interfere with the movement of the horse.

3. Posture: The rider shall have a balanced, natural and correct position on the horse that promotes the best performance of the horse. The rider shall convey the impression of effective and complete control of the horse at all times, handling the horse in the most appropriate/ effective manner while maintaining a high degree of elegance, style and oneness with the horse.
4. Seat: The rider seat should have a natural flow downward into the saddle so that the torso, pelvis and legs are balanced and symmetrical. The body of the rider should not interfere with the movement and balance of the horse, but it should promote a good performance. The rider should be centered on the saddle and aligned with the horse's dorsal line. The seat must appear natural and comfortable at all times, highlighting the union with the horse. The seat should never appear rigid or tense.
5. Head: The rider's head must be held straight at all times, with the chin up, looking forward in the direction of travel so as to maintain full control of the horse while in motion.
6. Back: The rider's back should be straight, but not tense or stiff. The position of the back must look natural and it should not be arched, leaning forward or backward. The rider's shoulders should be square, but not tense or stiff. From behind, the riders back should be aligned with the horse's dorsal line.
7. Arm and Hand Position: The arms should hang naturally with the elbows not extending forward, backward or outward beyond a perpendicular line even with the rider's shoulders. The reins shall be held in one of the following ways (riders twelve (12) years of age and under may use a, b, or c. Riders thirteen (13) and over must use c.):
 - a. One rein in each hand entering at the bottom below the little finger and extending upward with the bight (excess) of the rein hanging to the right side of the horse.
 - b. The reins must pass directly from the ring of the bit, between the little and ring fingers, with the thumb being placed on top holding down the reins. It is important that the ring finger holds the edges of the rein in the joints (knuckles) nearest to the palm and that the fingers are closed securely, but without tension. The bight (excess) of the rein should hang to the right side of the horse. The rider's hands should be held in an easy and natural position, horizontal to the saddle, and should convey softness, adaptability and control. The appropriate height the rider's hands are held above the horse's withers is determined by the head carriage of the rider's horse. However, it is improper to maintain hands in an extremely high or low position. The rider must make every effort to achieve as straight of a line as possible from the elbow through the forearm; from the forearm to the hand; from the hand to the rein; and to the ring of the bit. The hands and wrists should remain flexible and not too far apart from each other.
 - c. The rider may also hold both reins in one hand. The other hand should take the reins from over or underneath the first hand so that both hands have control of the reins. The reins should be close together with the bight (excess) of the rein always hanging to the right side of the horse.
8. Leg and Feet Position: The rider's leg should hang naturally. The rider's lower leg should be under the rider's body and should not be extended forward or backwards; that is, it should follow a straight line from the knee down to the stirrup. Extending the leg forward, backward or not keeping a straight line from the knee to the stirrup shall be penalized. The rider's feet should be maintained parallel to the horse's body with the heels slightly lower than the toes (approximately one inch). The ball of the rider's foot should rest directly on the stirrup while exerting even pressure on the entire stirrup. The rider's foot position should appear natural and be as parallel as possible to the horse's body. The foot's position should not appear to be forced inwards and/or the toes pointing outwards. Those riders that appear to be forcing the foot position or maintain the toes pointing towards the body of the horse (inwards) or outwards; shall be penalized.
9. Judging Criteria

This class shall be judged: 60% on horsemanship/ riding skills and individual tests, 40% on the equitation posture of the rider as follows:

Handling/ Riding Skills	
Handling of the horse, control, confidence, focus, skills and ability to maintain the horse in gait throughout the class.	30 points
Effective use of aids	10 points
Individual Tests	
Figure Eight (Including Entrance and Halt)	7 points
Back	3 points
Serpentine	5 points
Sounding Board	5 points
Subtotal	60 points
Posture/ Equitation	
Head Position	4 points
Seat	8 points
Back	6 points
Arms and Elbows	6 points
Hands	6 points
Legs	6 points
Feet	4 points
Subtotal	40 points
Grand Total	100 points

- a. The individual tests start at the figure eight and ends after completion of the Sounding Board test. The individual test must be completed in its entirety.
- b. Participants that don't follow the sequence of the tests shall be penalized with 15 points under the Handling and focus area.
- c. In the event that a participant omits or does not complete a test, the participant shall be penalized with up to five points under the Focus area plus five points for each incomplete test.
- d. The rider's seat should appear centered on the saddle and aligned with the horse's dorsal line. The seat must appear natural and comfortable at all times highlighting the oneness with the horse. The seat should never appear rigid and/or tense. A seat that does not appear to be natural and uneven/off-center shall be penalized with up to eight points.
- e. The rider's foot position should appear natural and be as parallel as possible to the horse's body. The foot's position should not appear to be forced inwards and/ or the toes pointing outwards. The feet position should appear natural. Those rider's that appear to be forcing the foot position, or that maintain the toes pointing towards the body of the horse (inwards) or outwards shall be penalized with up to four points.

10. Class Procedures

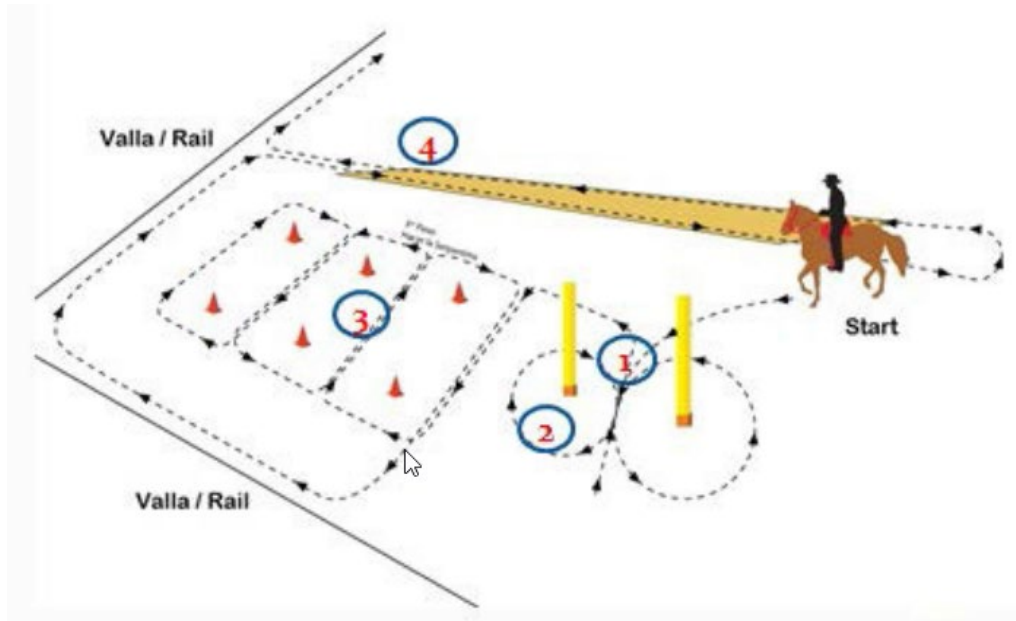
- a. All exhibitors must maintain horses at a Corto or Fino while being judged.
- b. Participants shall enter the arena to the right, close to the rail and circle the arena in a counterclockwise manner. Participants should maintain their horses on the rail. The rail should not have any obstacles that may prevent the continuous movement of participants, including personnel and/ or judges. At the

discretion of the Judges, the participants will be ordered to complete various circles in one direction until instructed to reverse to be evaluated clockwise. The reverse will be executed toward the center of the ring returning to the rail in the opposite direction. The turn should not exceed an area of three meters. The rider should maintain their horses in gait during the reverse. Judges will observe the rider's skills, focus, handling and ability to maintain the horse in gait during its movement on a straight line as well as during the turns. Participants will then be asked to line up their horses in a predetermined area of the arena where they will wait to be asked to go over the sounding board one by one in both directions and exit to the Holding/ Line up area where they will wait for their individual tests.

- c. Regardless of where the participants start from, participants shall approach the Figure Eight from in between the sounding board and the Figure Eight poles. After completing the Figure Eight and Back, the participants shall exit the figure eight in a straight line from the middle of the two poles and head towards the Serpentine test. After completing the serpentine, the riders will head to the rail in a straight line and proceed to the sounding board. The sounding board test must be completed in both directions. Not performing the tests in the sequence established herein shall be penalized with the corresponding loss of points. Participants must maintain the horses in gait at all times.
- d. Each participant will perform individually in order the following mandatory tests:
 1. Figure Eight
 2. Halt and Back
 3. Serpentine
 4. Sounding Board
- e. Figure Eight. Participants shall execute three Figure 8s around the poles (two in one direction and one in the opposite direction). The start and end of each figure eight will be in the center (midpoint) of the two poles. Participants shall enter the figure eight from in between the sounding board and the first figure eight pole to cross over the midpoint to the second pole and complete two figure eights in one direction, followed by a straight line (towards the entry point) from one pole to the next and then complete one more Figure Eight in that direction. At the completion of the last Figure Eight, participants will halt in between the two poles facing the judges. Participants that turn in circles around one of the poles during the Figure Eight test to show off shall be disqualified in classes over nine years of age. Younger ages shall be penalized. Participants shall be penalized if they enter the Figure Eight incorrectly or, perform more or less than three figure eights in the manner described herein.

During the Figure Eight test, the Judges will evaluate the softness of the hands on the reins, the use of aids balancing the body on the horse during the turns, and the rider's ability to maintain the horse in gait throughout the test. Participants shall be penalized if the rider opens and widens the position of the hands and arms while turning (except in classes of youth less than 12 years old), using a leading rein on/or close to the horse's neck, using excessive aids (kicking, slapping the reins, etc.), if their mount veers off track during the turns, or does not maintain gait during the test.
- f. Halt and Back. Once the figure eights are completed, participants must halt in the middle of the two Figure Eight poles and back their horses a minimum of four steps and a maximum of six steps. Judges will evaluate the smoothness of the command to halt, the rider's seat (relaxed natural seat, balance, and proper position), the way the rider guides the horse backwards with subtle commands, and in a straight line using even diagonal steps until halting the horse to complete the back. After completing the required back, the participant must come to a full stop and command the horse to move forward with softness, focus and determination. This is accomplished with the use of the proper aids and the rider's balance on the horse. After completing the halt and back, the rider should head in straight line in between the poles towards the serpentine.
- g. Serpentine. After completing the "Halt and Back" test, participants must perform a Serpentine in an area designated for such. This test allows the Judges to evaluate the riders' use of aids and the ability to maintain their horses in gait, with cadence and flexibility during the straight lines and turns. The serpentine test consists of alternating straight-line movements and half circles turns. During the half-circle turns, the horse's body should bend toward the center of the circle. During the transition from straight lines to half-circle turns, the horse must not move over the tangent, in zigzag or sinusoid patterns (Refer

to diagram below). The serpentine pattern will be marked with three rows of cones to ensure that the test is performed correctly. The use of bright yellow objects is recommended (refer to diagram below).



Serpentina / Serpentine

LEYENDA / LEGEND



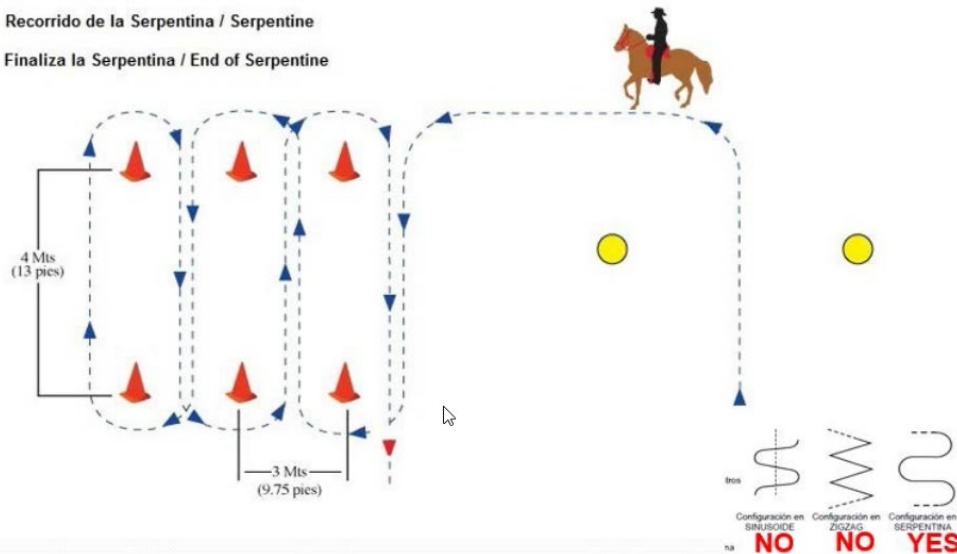
-  Postes / Poles
-  Conos / Cones
-  Recorrido de la Serpentina / Serpentine
-  Finaliza la Serpentina / End of Serpentine

Tabla Sonora / Sounding Board



- h. Sounding Board. The board shall be placed at ground level. If this is not possible, then there must be access ramps. Once the serpentine test is completed, participants must go over the sounding board in both directions with the horse centered in the middle of the board and straight tracking throughout. Participants must traverse the sounding board in one direction, come off completely (in any direction) and return in the opposite direction. Not performing the test in the manner reference above shall be penalized. The Judges shall evaluate the rider's ability to maintain the horse in gait, the ability to keep the horse in a straight-line trajectory over the sounding board. Participants shall be penalized for not maintaining their horses in gait; or allowing the horse to move sideways (not straight) over the sounding board; or allowing

the horse to step off (one leg) the sounding board. Participants in categories of nine years of age and older shall be disqualified for turning on the sounding board or stepping more than one leg off the sounding board. Participants in categories under nine years of age shall be penalized for turning on the sounding board.

- i. Additional Test/ Work Offs. Judges may request optional tests/ work offs between two or more participants. These tests shall be randomly selected (from tests 1, 2, 3, 4) through a lottery system prior to the competition and will be performed independently one at a time until the judges are ready to pin the class.
 1. Reverses - Four Calls for Reverse
 2. Parallel Comparison
 3. Circles (three circles around the poles in one direction, reverse towards the pole and three circles around the poles in the opposite direction)
 4. Dismount and Remount (can only be requested for participants 13 years of age and older). Riders must follow the procedure outlined.
- j. Dismount/ Remount Procedure.
 1. To dismount, the rider may slide down off the saddle or use the stirrups. The participant's height must be taken into consideration.
 2. Before mounting, the rider must check, and if necessary, readjust the curb chain and the cinch.
 3. The rider should hold the reins in the left hand using little pressure on the reins and stand diagonally by the side of the horse facing front and looking at the horse's withers.
 4. The participant should then place their left hand on the horse's withers while holding on to the mane or the pommel.
 5. Turn the stirrup towards their body using the right hand and put the left foot into the stirrup.
 6. Holding the opposite side of the saddle (cantle) or on the front panel (the pommel or the horn) with the right hand, the rider should smoothly lift themselves up to the saddle, straighten both knees and cross the right leg over the seat of the saddle, and then ease down into the seat while placing the right foot into the stirrup without looking down.
 7. Judges must take into consideration the training and manners of the horse. A participant may not be penalized for the behavior of the horse during the dismount and remount procedure.

SUBCHAPTER PF-3 BELLAS FORMAS (CONFORMATION) CLASSES

PF120 Class Specifications & Qualifying Gait

The choice of gait is optional, either Classic Fino or Paso Corto, and one form of the gait shall not be given preference over the other.

Both conformation and gait shall be judged in this class. Transmissible faults, such as buck-kneed, calf-kneed, base wide, base narrow, cow hocks, sickle hocks, toe-in, toe-out, offset knees, standing under, camped out in front, too straight behind, etc., shall be counted heavily against breeding stock. A horse with a swayback or fallen crest will be heavily penalized. A horse must be serviceably sound to be considered for placement. Any horse that fails to demonstrate the Paso gait so that the Judge can evaluate shall be disqualified from placement. This class shall be judged: 60% on conformation, 30% on quality and naturalness of gait, and 10% on appearance, grooming, and manners.

PF121 Procedures

1. Entries of any age may be shown with a halter and single or double lead line. If two lines are used, they shall be long and shall be one on either side of the halter; if two lines are used, the horse may be handled by one attendant holding both lines or by two (2) attendants- one holding each line. If one line is used, only one (1) attendant is allowed. No attendants other than those actually holding the lines are allowed. Lines may end in

a smooth link chain (minimum width 3/8") which may be crossed over the nose and/or under the jaw. The horse must demonstrate the Classic Fino or the Paso Corto gait whenever moving. In the lineup, the horse must stand square, not stretched, and remain quiet without undue restraint.

2. Horses shall enter the ring one at a time in the order that show management designates. The horses shall proceed to the right and circle the arena in a counter-clockwise direction on the rail.
3. Quality of gait, that is, smoothness, symmetry of action, harmony of cadence, and naturalness, that is, consistency, absence of undue restraint, will be judged during rail work. After completing one circle, or when instructed by the Ringmaster, the horse will line up in the center of the ring for conformation inspection. The Judge shall penalize a horse if the handler uses their hands on the horse's leg below the knee to position the hoof in the lineup.
4. Additional work-offs may be required at the Judge's discretion including the use of the sounding board to exhibit horse's cadence of gait. The judge is prohibited from requiring a horse to perform the Paso Largo on the sounding board. During work-offs, the horses must remain on the rail except to pass.

PF122 Appointments

1. A horse will be shown in a leather show halter without a bit, nameplate or inscription thereon. The halter will be English or Colombian type leather, flat, rolled, or braided (3/8, 1/2, or 5/8 inch) with a matching stitched or plain nose piece with optional browband not to exceed one (1) inch in width. A matching lead line, or long lines, as described in Section A above is required. A riding crop or whip not exceeding 30" in length including the lash may be carried. No other devices may be used.
2. Attendants will be attired in the official Paso Fino show costume.

PF123 Classes within this Division

Classes within this Division may be separated into one of the following categories:

1. Open Bellas Formas (all ages and all sexes);
2. Yearlings Up to 23 months Bellas Formas (may be open or, if divided, must be divided into Colts, Geldings, and Fillies), and/or Bellas Formas 24 to 35 months (may be open or, if divided, must be divided into Colts, Geldings, and Fillies), and/or Bellas Formas 36 to 48 months (may be open or, if divided, must be divided into Colts, Geldings and Fillies); and/or Bellas Formas 49 months and Older (may be open or, if divided, must be divided into Mares, Geldings and Stallions); or
3. Bellas Formas 49 months and Older (may be open or, if divided, must be divided into Mares, Geldings, and Stallions); and/or Bellas Formas 48 months and younger (may be open or, if divided, must be divided into Colts, Geldings, and Fillies) or further divided as described above.

In a show where Bellas Formas classes are offered by age groups, e.g., 36 to 48 months colts, a younger horse must be shown in the class corresponding to its age group and cannot be shown in a mares, geldings, or stallions class.

SUBCHAPTER PF-4 PERFORMANCE CLASSES (UNDER SADDLE)

PF124 Showing

1. Horses shall be shown at all required gaits both ways of the ring. In all classes except Classic Fino and Costume all horses shall enter the ring at paso corto. Exception: see PF102.6
2. Only one hand may be used on reins when the horse is shown under Western tack and hands must not change except in Trail Classes. Rider may hold romal or end of split reins to keep from swinging.

PF125 Schooling Classes

1. Horse Must be 30 Months No horse may be ridden in a saddle class, whether a Schooling class or regular class, until it is at least thirty (30) months old, based on the actual date of foaling.
2. Schooling Class Sections. Schooling classes may be offered in the Fino, Performance and Pleasure Divisions, including the Amateur Classes. There may be open schooling classes for horses 36 to 60 months old. Alternatively, there may be two Schooling age sections within a Division for: (1) horses that are 36 to 48 months, and (2) horses that are 49 to 60 months. In addition to age sections, classes may also be divided into two sections for: (1) fillies, and (2) colts and geldings; or into three sections for: (1) fillies, (2) colts, and (3) geldings. The horse's age for purposes of determining the appropriate class shall be determined under GR102.1a
3. Crediting of Points. In a show that does not offer Schooling classes, a schooling horse may compete in the regular appropriate class and still retain its schooling status, and any show points awarded to such horses shall be computed and credited as points awarded in the appropriate Schooling class.
4. Restriction on Schooling Status. Once a horse has been shown in a regular Paso Performance, Paso Pleasure or Classic Fino class at a show that offers Schooling horse classes, it can never be shown again in a Schooling class in that Division. This class does not qualify for Amateur Performance Championship.

PF126 Junior Riders, Youth and Amateur Classes

1. Riders under the age of thirteen may not ride stallions and/or exhibit a colt or stallion on the competition grounds during a Federation sanctioned competition. This rule applies to all classes, point or not-point, specifically including lead line classes.
2. Youth Classes. Youth classes are offered where the award goes to the rider and not the horse. Youth riders must be seventeen years old or under. Youth classes shall be Junior (ages thirteen to seventeen) and Sub-Junior (ages seven to twelve). Horses entered in Youth classes may be cross entered in other classes in the same section.
3. Amateur Classes. Horses entered in Amateur classes may be cross entered in other classes in the same section.
4. When horses that are at least thirty (30) months old but no older than sixty (60) months old are shown in Amateur or Youth classes (not including Equitation and Horsemanship), schooling headgear is allowed.
5. Entries in Youth classes in a division are not eligible for Championship classes in that division unless otherwise qualified.

PF127 Tack

1. Bridle
 - a. Metal on Nosepiece/Bosal/Cavesson and Alzador/Bargada. A curb chain or curb strap is permitted but shall not be cruelly tight. Bumps, balls, and knots are not allowed in either nose piece or chin pieces in any class. Except for Schooling classes in the Classic Fino and Paso Performance divisions, metal is not permitted in, under, over or attached to the cavesson nosepiece except for necessary buckles. In all Paso Pleasure classes, including schooling classes, metal is not permitted in, under, over or attached to the cavesson nosepieces and headriser, except for necessary buckles.
 - b. Metal on bridles and breast straps/breast collars. Flat and/or engraved metal decoration is allowed on browbands, cavesons and/or cheek pieces of bridles as well as on the straps of breast straps/breast plates. No reflective vinyl is allowed on headgear, breast straps, or breastplates.
2. Schooling Headgear. Schooling headgear is defined as a bosal and barbada or alsador attached to the correct bridle for that division. Schooling Headgear is permitted in the following circumstances:
 - a. Schooling classes,
 - b. 36 to 60 month old horses in Amateur or Open classes that are not Schooling classes or

- c. 36 to 60 month old horses in Youth classes, except Equitation and Horsemanship classes, headgear can be any training headgear not considered cruel or inhumane by the Judge or Show Committee. Bare metal, except for curb chains or parts of buckles, is not allowed. In a schooling class, metal may be used if covered in a nosepiece or under the chin, but it must not be considered cruel or inhumane by the Judge or Show Committee and be sufficiently covered to ensure comfort to the animal.
3. Bits. (All Divisions)
- a. Bits are required in all classes except Schooling Classes or other classes as specified. Bits may be of any humane approved type, curb or snaffle. See Paso Fino Tack Guide.
- There shall be no discrimination against any standard curb bit. A standard curb bit is defined as having a shank with a maximum length overall of 8 1/2". When a curb bit is used a curb strap or curb chain is required and must be at least 1/2 inch in width. The mouthpiece will consist of a metal bar 5/16" to 3/4" in diameter as measured one inch in from the shank. The bars may be inlaid but must be smooth or latex wrapped. Nothing may protrude above or below the mouthpiece (bar) such as extensions, prongs or rivets designed to intimidate the horse. Rollers attached to the center of the bit are acceptable, and may extend below the bar. Jointed mouthpieces are acceptable and may consist of two or three pieces and may have one or two joints. A three-piece mouthpiece may include a connecting ring of 1 1/4" or less in diameter or a connecting flat bar of 3/8" to 3/4" (measured top to bottom with a maximum length of 2"), which lies flat in the mouth, or a roller or port as described herein. The port must be no higher than 3 1/2" maximum with roller(s) and covers acceptable. Jointed mouthpieces, half-breeds and spade bits are standard. Straight bar bits must have rounded edges or be wrapped. The diameter or thickness of the bar is not to exceed 3/4". The width (flat surface) of the bar must not exceed 1". Slip or gag bits, rigid donut mouthpieces and flat polo mouthpieces are prohibited. Roping bits with both reins connected to a single ring at center of cross bar shall not be used. Reins must be attached to each shank. Any rein design or other device which increases the effective length and thereby the leverage of the shank of a standard curb bit is prohibited. Anything that alters the intended use of the equipment as described in the appointments for a given class is considered to be an artificial appliance. A standard snaffle bit is defined as a center jointed single rounded, unwrapped smooth mouthpiece of 5/16" to 3/4" diameter metal as measured from ring to 1" in from the ring with a gradual decrease to the center of the snaffle. The rings may be from 2" to 4" outside diameter of either the loose type, eggbutt, dee or center mounted without cheeks. The inside circumference of the ring must be free of rein, curb or headstall attachment hooks. Snaffle bits do not require a curb chain. If a curb strap is used it must be attached below the reins.
- b. Shanks cannot exceed eight and a half (8.5) inches. The length of a shank shall be measured in a straight line from the inside of the uppermost part of the headstall slot to the point on the rein ring where the rein would pull from when pressure is applied to the rein.
- c. All ports must be less than three and a half (3 1/2) inches in height as measured from the bottom of the mouthpiece to the top of the port or spoon. Measurement will be taken by placing a straight edge at the bottom of the bars to have an accurate line as the "bottom" when measuring the height.
- d. All bits with shanks must have a curb strap or curb chain attached and used for leverage. Snaffle bits do not require a curb chain. If used, curb chains and leather straps must be flat and at least 1/2 " in width and lie flat along the "chin groove" (the part of the jaw behind the bulge of the chin) of the horse. Soft cover and/or wrap may be used on the curb chain. No wire, rawhide, or metal can be used in conjunction with, or as part of, the leather chin strap or curb chain.
- e. All mouthpieces must be smooth or latex wrapped. The mouthpiece will consist of a metal bar 5/16" to 3/4" in diameter, as measured 1" from the shank. Flat bar mouthpieces must be measured 1" from shank and will be 5/16" to 3/4" on the upper and lower surface. The width of the flat bar will be no wider than 1.5". Nothing may protrude below the mouthpiece such as extensions, prongs, or rivets designed to intimidate the horse.
- f. Slip or gag bits, rigid donut mouthpieces and flat polo mouthpieces are prohibited. Any rein design or bit shank which increases the effective length and thereby the leverage of the shank of the bit is prohibited.
- g. The competition steward may require a rider or riders to dismount and drop their horse's bits for inspection. Competition officials may select entire classes or individuals in any section for inspection. In championship classes, the steward or judge may inspect bits of the top placing horses at the end of

the class. This may be done in the ring or as the horses exit the ring. For safety, riders must dismount and drop the horse(s)'s bit for inspection. Show officials may determine the extent and number of placements to be checked and the location for the inspection.

4. Saddles.

- a. Plantation Saddle – Pleasure type saddle allowed in all pleasure classes. If a saddle pad is used, it will be conservative in color and does not necessarily need to conform to the overall shape of the saddle.
- b. Galapagos Saddle – Legal in Fino and Performance classes with English type stirrups and leather. Legal in Pleasure classes with Western type stirrup. If saddle pad is used, it will be conservative in color and conform to the shape of the saddle.
- c. Side Saddle – Legal in Pleasure classes and Costume class.
- d. Forward Seat – Legal only where a jump is required.

5. English Tack.

- a. Saddle. In all classes where English tack is designated, saddles may be of any English type. If a saddle pad is used, it will be conservative in color and conform to the shape of the saddle. Stirrups for classes requiring English tack must conform in overall shape to commonly regarded English tack.
- b. Bridle. Bridles can be Colombian or English type headstalls, flat, rolled, or braided. Bridles must be leather, goatskin or flat rawhide. Twisted rawhide is allowed in schooling classes only. Goatskin bridles with white or creme colored reins matching the bridles may be used. Cheek pieces may be 3/8 to 5/8 inch with a matching, plain or stitched, cavesson and matching browband. The browband and cavesson nose piece may not exceed one (1) inch in width and must be a minimum of 3/8" wide or in diameter. Dropped nosebands, tie downs, and martingales are prohibited. Headstalls may have a throatlatch with a pisador. The pisador may be rawhide. Throat latches may tie rather than buckle.
- c. Reins. Reins may be leather, flat, rolled or braided. Nylon or other natural or man-made fiber reins may be used (hereafter referred to "nylon"). When nylon reins are used, they must be the same color as the headstall or conservative in color. Combination leather/nylon buckle-back reins may be used. Snaps that attach the reins to the bit or bosal may be used except in Equitation and Horsemanship classes. Reins with buckle attachments and without snaps must be used in all Equitation and Horsemanship classes.

6. Western Tack.

- a. In all classes where Western tack is designated, the tack shall consist of a good working stock saddle with horn. If a saddle pad is used, it will be conservative in color and Western type. Western saddles are allowed in those classes requiring Western tack and in pleasure classes if Western tack is used and Western attire is worn. Silver equipment is permitted but must not predominate. The head stall shall be of the Western type customarily used with a stock saddle. Western Pleasure horses under the age 60 months and under may use a snaffle or bosal; horses 61 months and over must use a curb bit. In Paso Pleasure when using Western style tack, Colombian and Western hackamore, mecates, sidepulls, curb, and snaffle bits may be used. Cavessons and nose bands are prohibited. Western Style Breastplates, which may exceed one inch, are permitted. See specific class descriptions and appointments for additional requirements concerning tack.

7. Crops and Spurs.

- a. A riding crop not exceeding thirty (30) inches in length including the lash may be used.
- b. Spurs may not be used in any Paso Fino competition except Blunt spurs may be used in speciality classes.

8. Special Tack, Attire or Considerations.

- a. An individual requiring special show considerations shall submit a request to the show secretary who will note appropriate judges' cards accordingly and inform the steward of same. These special considerations may include the exemption from dismounting and mounting in Paso Pleasure classes. ^[P]_[SEP]When a dismount/remount is called for during the lineup in any Paso Pleasure class, any exhibitor may request the use of a mounting block to complete the test. Each show will have a mounting block available in center ring which will be provided to an exhibitor upon request.

PF128 Attire and Appointments

1. Official Paso Fino Show Costume. In classes requiring the official Paso Fino show costume, the attire shall be a long sleeved jacket of approximate hip-length, which does not touch the saddle, and full length riding pants or jumpsuit which cover(s) the boots. The jacket and pants or jumpsuit must be conservative in color and may include contrasting trim and/or embroidery. Slightly reflective or non-metallic buttons (such as pearl, glass, or burnished metal), trim, adornments, and/or threading are allowed, so long as they do not predominate the attire. Sequins, glitter, or other similar reflective adornment is not allowed on any part of the Paso Fino show costume. A long sleeve, short sleeve or sleeveless shirt or blouse may be worn under the long sleeve jacket. Male riders shall wear a bow tie, western bow tie or bolo. The exhibitor must wear a felt, leather or suede hat with a round, flat crown and with a flat or slightly rolled brim with a matching or contrasting hatband. There may be small adornments on the hatband, such as metallic buttons or symbols. The whole effect of the exhibitor's costume is to be one of good taste which promotes the horse.
2. Conservative Colors. Conservative colors (including trim) are black, white, darker/muted shades of gray, blue, green, red, brown, and purple. Bright shades of any color (hot pink, lime green, fuchsia, fluorescent orange etc.) are not considered conservative. Reflective stitching and fabric with reflective glitter threads are not considered conservative.
3. Western Attire. In classes requiring Western dress, the rider shall wear a Western type hat, long sleeved Western type shirt, full length trousers, Western boots together with chaps, shotgun chaps or chinks. A jacket or vest is optional. When a long sleeve jacket is worn, the rider may wear a long sleeve, short sleeve, or sleeveless shirt underneath.
4. Safety Headgear. Protective headgear may be worn without penalty in any class. (GR801) In classes that may require a jump (Trail and Versatility), approved protective headgear is required. All riders twelve (12) years of age and under, including walk-corto leadline riders, are required to wear approved protective headgear at all times while on horseback at any competition.

SUBCHAPTER PF-5 CLASSIC FINO DIVISION

PF129 Class Specifications

In this class, horses shall demonstrate the fully collected Classic Fino gait whenever they are being judged. This class shall be judged: 65% on execution and naturalness of the Classic Fino gait; 15% on appearance, conformation and way of going, 10% on manners and 10% on the sounding board when available. If a sounding board is not available, the class shall be judged: 75% on execution and naturalness of the Classic Fino gait, 15% on appearance, conformation and way of going, and 10% on manners. All horses showing in Classic Fino must be shown shod.

PF130 Procedures

Exhibitors will enter the ring to the right on the rail and circle the arena in a counterclockwise manner until instructed to reverse or halt. Horses must work both directions, reverse, halt and proceed in gait and traverse the sounding board when available. Breaking gait on reverses, stops or starts shall be penalized. A figure eight may be requested to demonstrate flexibility, responsiveness, and steadiness of gait, but diminishing circles are not allowed. Only inanimate objects may be used as "posts" for the figure eight as long as they do not present a danger to horse or rider. Judges may call for horses to perform a serpentine at the classic fino as an optional test. Judges may call for horses to work parallel together at the classic fino as an optional test. A solid, ground level, hard surface sounding board 48' or longer shall be used in this class to clearly exhibit the rhythmic consistency of the horse's cadence and impact when available. The performance of the horse on the sounding board shall not be given preference over the horse's work on the rail. During competition, while being judged, exhibitors are not allowed to turn on the sounding board. Backing of horses may be requested. The judge is prohibited from requiring a horse to perform the Paso Largo on the sounding board.

International Fino

At International Competitions, the following procedures will be performed in all Fino Classes:

1. Exhibitors shall enter the ring to the right on the rail and circle the arena in a counterclockwise manner until instructed to reverse or halt. Horses must work both directions, reverse, halt and proceed in gait. The reverses must be performed towards the center of the ring. After completing the rail work, horses must traverse the sounding board in both directions then line up. Breaking gait on reverses, stops or starts shall be penalized. Only inanimate objects may be used as "posts" for the figure eight as long as they do not present a danger to horse or rider. The distance between the posts shall be 3 meters (9.9 feet). A solid, continuous surface allowing no more than one-half inch of space between the boards, ground level, hard surface sounding board forty-eight (48) feet or longer shall be used in this class to clearly exhibit the rhythmic consistency of the horse's cadence and impact when available. The Performance of the horse on the sounding board shall not be given preference over the horse's work on the rail. During competition while being judged, exhibitors are not allowed to turn on the sounding board.
2. After line up inspection is complete- all horses moving forward in competition will be required to perform individually 3 figure eights (2 in one direction, make a straight line then one additional eight in opposite direction); halt in the center between post; back 4 to 6 steps; traverse the sounding board in both directions.
3. Should additional work offs be requested it must be requested in the following order: 1) Reverse of directions on the rail four times. 2) Traverse the sounding board in both directions. 3) A parallel comparison up and back. 4) Circle the entry 3 times in one direction then change direction to perform 3 additional circles in the opposite direction. These tests can't be combined and must be performed independently and in sequential order starting with #1 with two or more horses. After the first test is completed, if the judges are not ready to pin, they can request the next test in the order and so on.
4. Any show that uses in their title/description/rating using the word "International" will need to comply with Fino class descriptions that describes International Fino.

PF131 Appointments

The tack shall be English type. The attire shall be the official Paso Fino show costume.

PF132 Classes within this Division

1. Classic Fino Schooling. Schooling classes may be offered. These classes are to be conducted in exactly the same manner as the Classic Fino classes except that they will be limited to schooling horses. Tack and attire shall be the same as in Classic Fino with the exception of the headgear, which may be schooling headgear. (GR801).
Schooling classes, if offered, may be separated as follows:
 - a. May be open; or
 - b. May be divided into Open Schooling 36 to 48 months and Open Schooling 49 to 60 months; or
 - c. May be divided into 36 to 48 months Schooling Fillies, 36 to 48 months Schooling Colts and Geldings (or Colts and Geldings may also be separated), 49 to 60 months Schooling Fillies, and 49 to 60 months Schooling Colts and Geldings (or Colts and Geldings may also be separated).
2. Classic Fino. These classes may be separated as follows;
 - a. May be Open (includes all ages and all sexes);
 - b. May be divided into Open Schooling 36 to 48 months and Open Schooling 49 to 60 months; or
 - c. Schooling classes may be divided as provided in Section 1 above and Classic Fino divided into Mares, Geldings, and Stallions.
 - d. Schooling classes may be divided as provided in Section 1 above and Classic Fino divided into Mares 61 to 84 months, Mares 85 months and over, Geldings 61 to 84 months, Geldings 85 months and over, Stallions 61 to 84 months, Stallions 85 months and over.
 - e. Amateur classes may also be offered. They may be Open or divided, as provided in Section 2 above.

- f. Amateur Owned and Trained classes may also be offered. They will be open for all age horses. Exhibitor must be an Amateur and horse must not have been trained by a professional for six months. Horse must be owned by exhibitor or their family. This class does not qualify for Amateur Fino Championship.

SUBCHAPTER PF-6 PASO PERFORMANCE DIVISION

PF133 Class Specifications

This class shall be judged: 30% on collected Paso Corto; 30% on collected Paso Largo; 10% on the walk; 10% on appearance, conformation and way of going, 10% on manners; and 10% on sounding board when available. Special attention shall be afforded to brilliance, form, smoothness, and rhythmic consistency of the gaits. If a sounding board is not available, the class shall be judged: 30% on collected Paso Corto; 30% on collected Paso Largo; 10% on the walk; 20% on appearance, conformation and way of going; and 10% on manners.

PF134 Procedures

The exhibitors will enter the ring to the right on the rail at a collected Paso Corto and circle the arena in a counterclockwise manner. The sequence of gaits shall be: collected Paso Corto, collected Paso Largo, to show the marked difference in speed, collected walk, reverse and repeat.

A solid, ground level, continuous hard surface, allowing no more than one-half inch of space between the sounding board 48' or longer shall be used when available. However, the judges may require horses to perform only the Paso Corto gait over the sounding board. The Judge is prohibited from requiring a horse to perform the Paso Largo on the sounding board. Judges may call for a serpentine at a collected Paso Corto and/or a figure eight at a collected Paso Corto as requirements for a work-off of horses in close competition. At a very minimum, a serpentine should consist of half circles with 180 degree turns.

PF135 Appointments

The tack shall be English type. The attire shall be the official Paso Fino show costume.

PF136 Classes within this Division

1. Paso Performance Schooling. Schooling classes may be offered. These classes are to be conducted in exactly the same manner as the Paso Performance classes except that they will be limited to schooling horses. Tack and attire shall be the same as in Paso Performance with the exception of the headgear, which may be schooling headgear. See PF127.2 for the definition of schooling headgear. Schooling classes, if offered, may be separated as follows:
 - a. May be Open; or
 - b. May be divided into Open Schooling 36 to 48 months and Open Schooling 49 to 60 months; or
 - c. May be divided into 36 to 48 months Schooling Fillies, 36 to 48 months Schooling Colts and Geldings (or Colts and Geldings may also be separated), 49 to 60 months Schooling Fillies, and 49 to 60 months Schooling Colts and Geldings (or Colts and Geldings may also be separated).
2. Paso Performance. These classes may be separated as follows;
 - a. May be Open (includes all ages and all sexes);
 - b. May be divided into Open Schooling 36 to 48 months and Open Schooling 49 to 60 months; or
 - c. Schooling classes may be divided as provided in Section 1 above and Paso Performance divided into Mares, Geldings, and Stallions; or
 - d. Schooling classes may be divided as provided in Section 1 above and Paso Performance divided into Mares 61 to 84 months, Mares 85 months and over, Geldings 61 to 84 months, Geldings 85 months and over, Stallions 61 to 84 months, Stallions 85 months and over.

- e. Amateur classes may also be offered. They may be Open or if divided, they must be divided into Mares 61 to 84 months, Mares 85 months and over, Geldings 61 to 84 months, Geldings 85 months and over and Stallions 61 to 84 months, Stallions 85 months and over. Amateur Schooling classes may be offered and may be divided the same as provided in this Section 1 above.
- f. Amateur Owned and Trained classes may also be offered. They will be open for all age horses. Exhibitor must be an Amateur and horse must not have been trained by a professional for six months. Horse must be owned by exhibitor or their family.

SUBCHAPTER PF-7 PASO PLEASURE DIVISION

PF137 Class Specifications

1. 1.The horse will be required to flat walk, Paso Corto, Paso Largo, line-up and back. The back should be straight, calm and controlled, and refusal to back will result in the horse being excused from placement. Riders may not ride without stirrups.
2. This class shall be judged: 20% on Paso Corto; 20% on Paso Largo; 20% on flat walk; 5% on back, 25% on manners, conformation, attitude and way of going and 10% on sounding board when available. If a sounding board is not available, the class shall be judged: 20% on collected Paso Corto; 20% on Paso Largo; 20% on flat walk; 5% on back; and 35% on manners, conformation, attitude and way of going.

PF138 Procedures

1. The exhibitors will enter the ring to the right on the rail at a Paso Corto and circle the arena in a counterclockwise manner.
2. The sequence of gaits shall be: Paso Corto, Paso Largo, to demonstrate the marked difference in speed, flat walk, reverse, repeat and traverse the sounding board when available.
3. Each rider shall be asked to demonstrate the back from the line-up. In the back, the horse shall maintain proper head position, show evidence of a good mouth, back in a straight line and be readily responsive. At the judge's discretion, riders may be asked to perform individually; the required test should show the submissive manners, willingness and quiet temperament. Some of the requests may be as follows:
 - a. Dismount and remount from the left side, either in the line-up or along the rail, except in Youth Classes. Rider's style of dismount and mount is not to be emphasized; rather, emphasis is placed on the horse's willingness to stand quietly
 - b. Perform a serpentine at the Paso Corto gait;
 - c. Perform the Paso Corto gait over the sounding board;
 - d. Back on the board;
 - e. Back on the rail.

Any combination of the above may be used for a work-off. The judge is prohibited from requiring a horse to perform the Paso Largo on the sounding board.

PF139 Appointments

The tack and headgear for the horses must be English or Western as described in PF127 including without limitation a side saddle and leather covered stirrups. A bit is not required. Metal is not permitted in, under, over or attached to the cavesson nosepieces and headrisers, except for necessary buckles. Attire shall be in keeping with the type of tack used. Where Western-style tack is used, riders shall dress as specified under requirements for Western attire described at PF128.3, with the exception that chaps or chinks are optional in this class. Where English-style or Plantation-type tack is used, the rider's attire shall consist of a long sleeved shirt, full-length trousers, tailored jacket or vest, hat and riding boots. When a long sleeve jacket is worn, the rider may wear a long sleeve, short sleeve, or sleeveless shirt underneath. Riders that use English tack cannot wear chaps. Sweater vests are not allowed. A tie is optional. Women riders may wear skirts, culottes, jodhpurs or gaucho

pants that are long enough to cover the knees while seated in a saddle along with knee-high boots. Sequins, and rhinestones or other similar reflective adornment, except glitter and mirrors, may be used as an accent or buttons on a jacket, vest, or hat band, but must not predominate. Reflective adornment is not permitted on shirts or blouses, except functional buttons at the cuffs and the front of the garment. Riders shall not wear any part of their official Paso Fino costume except riders are permitted to wear riding boots, jumpsuit, and pants. If the rider wore tuxedo style pants as part of the official Paso Fino costume, tuxedo style pants are permitted.

PF140 Classes within this Division

1. Paso Pleasure Schooling. Schooling classes may be offered. These classes are to be conducted in exactly the same manner as the Paso Pleasure classes except that they will be limited to schooling horses. Tack and attire shall be the same as in Paso Pleasure with the exception of the headgear, which may be schooling headgear. See PF127.2 for the definition of schooling headgear.
Schooling classes, if offered, may be separated as follows:
 - a. May be Open; or
 - b. May be divided into Open Schooling 36 to 48 months and Open Schooling 49 to 60 months; or
 - c. May be divided into 36 to 48 months Schooling Fillies, 36 to 48 months Schooling Colts and Geldings (or Colts and Geldings may also be separated), 49 to 60 months Schooling Fillies, and 49 to 60 months Schooling Colts and Geldings (or Colts and Geldings may also be separated).
2. Paso Pleasure. These classes may be separated as follows;
 - a. May be Open (includes all ages and all sexes);
 - b. May be divided into Open Schooling 36 to 48 months and Open Schooling 49 to 60 months; or
 - c. Schooling classes may be divided as provided in Section 1 above and Paso Pleasure divided into Mares, Geldings, and Stallions; or
 - d. Schooling classes may be divided as provided in Section 1 above and Paso Pleasure divided into Mares 61 to 84 months, Mares 85 months and over, Geldings 61 to 84 months, Geldings 85 months and over and Stallions 61 to 84 months, Stallions 85 months and over; or
 - e. Geldings will be split out from colts at the Grand National Championship; or
 - g. Amateur classes may also be offered. They may be Open or, if divided, they must be divided into Mares 61 to 84 months, Mares 85 months and over, Geldings 61 to 84 months, Geldings 85 months and over and Stallions 61 to 84 months, Stallions 85 months and over. Amateur Schooling classes may be offered and may be divided the same as provided in this Section 1 above.
 - f. Amateur Owned and Trained classes may also be offered. They will be open for all age horses. Exhibitor must be an Amateur and horse must not have been trained by a professional for six months. Horse must be owned by exhibitor or their family. This class does not qualify for Amateur Pleasure Championship.

SUBCHAPTER PF-8 PASO FINO COUNTRY PLEASURE. (RESTRICTED TO AMATEURS)

PF141 Class Specifications.

1. The Paso Fino Country Pleasure Horse should be a calm, mild-mannered, safe presenting pleasure horse maintaining balance, ease and freedom of movement. It must demonstrate flawless manners. It must be absolutely agreeable to the commands and directions of the rider. It is imperative that the horse give the distinct appearance of being a pleasure to ride with emphasis on the flat walk and smooth transitions. It must at all times work on a very light rein without resistance and, although it should be athletic, may be energetic, and should combine style and spirit. It must at all times demonstrate a quiet, calm and extremely tractable attitude. It must stand quietly and back readily when requested. Horses indicating aggressiveness, over-collection or excessive animation shall be severely penalized.
2. This class is open to amateurs Cross entering in any other class is permitted.

3. This class shall be judged: 20% on flat Walk; 20% on Corto; 20% on Largo; 10% on the back; 10% on appearance and way of going; and 20% on manners. Special attention shall be afforded to form, smoothness, rhythmic constancy of the gaits and tractable attitude.

PF142 Procedures.

The exhibitors will enter the ring to the right of the rail at a Paso Corto, and circle the arena in a counterclockwise manner. Sequence of gaits will be: Paso Corto, Paso Largo, walk, reverse and repeat, then line up. When requested by the Judge, the rider will back the horse out of the line up, dismount from the left side, walk around to the front of the horse checking the headgear and/or bridle appointments, then remount from the right side and return to the line up. Rider's style of dismount and mount is not to be emphasized; rather, emphasis is placed on the horse's willingness to back in a calm controlled manner and to stand quietly. While executing all gaits, entries should space themselves to avoid bunching up and maintain their relative positions on the rail except to pass. When western style tack is used, the rider may use either one or two hands.

PF143 Appointments.

Tack and attire are to be appropriate for Paso Pleasure Class, at all times neat, clean and in good taste. Bits are not required in the Paso Fino Country Pleasure Class. The tack and headgear for the horses may be of any variety that would be appropriate and practical for pleasure riding. Attire shall be in keeping with the type of tack used. Where Western-style tack is used, riders shall dress as specified under requirements for Western attire described in PF128 with the exception that chaps or chinks are optional in this class. Where English-style or Plantation-type tack is used, the rider's attire shall consist of a long sleeved shirt, full-length trousers, tailored jacket or vest, hat and riding boots. When a long sleeve jacket is worn, the rider may wear a long sleeve, short sleeve, or sleeveless shirt underneath. Riders who use English tack cannot wear chaps. Sweater vests are not allowed. A tie is optional. Women riders may wear skirts, culottes, jodhpurs or gaucho pants that are long enough to cover the knees while seated in a saddle along with knee-high boots. Jeans and baseball-style hats are prohibited. Riders shall not wear any part of their official Paso Fino costume except riders are permitted to wear riding boots, jumpsuit, and pants. If the rider wore tuxedo style pants as part of the official Paso Fino costume, tuxedo style pants are permitted. Exhibitors should remember that even though this is a Paso Country Pleasure Class, it is a horse show class and not just a ride for pleasure.

PF144 Classes within this Division

1. Country Pleasure Schooling. A schooling class may be offered. This class is to be conducted in exactly the same manner as the Country Pleasure classes except that the class will be limited to schooling horses age 36 - 60 months, all sexes. Tack and attire shall be the same as in Country Pleasure. Where Western-style tack is used, riders are allowed to use two (2) hands when using schooling type headgear.
2. Country Pleasure. These classes may be separated as follows:
 - a. May be Open (includes all ages and sexes).
 - b. May be divided into Schooling 36 to 60 months olds all sexes, and 61 months & Older all sexes.
 - c. May be divided into Schooling 36 to 60 months all sexes, Country Pleasure Mares 61 months & older, and Country Pleasure Geldings & Stallions 61 months olds & older.
3. If at least two qualifying classes are offered at a given competition, an open Country Pleasure Championship Class may be offered.

SUBCHAPTER PF-9 SPECIALITY CLASSES

These classes are open to all horses regardless of age or sex unless otherwise prohibited in these rules.

PF145 Paso Versatility Class

1. Class Specifications.
 - a. In this class, the horse will be asked to demonstrate balance, flexibility, coordination and manners while performing the various gaits, tests, and maneuvers. Manners and willingness are very important. The back must be controlled and smooth. Failure to properly execute the Paso Corto and Paso Largo, demonstrating an evenly-spaced four-beat lateral gait, will automatically disqualify the horse, and it will not be asked to do the individual work out, executing a figure eight maneuver at a Paso Corto and taking the jump from the canter. Failure to take the correct lead in the canter shall be penalized. One refusal to take the jump will cause a lowering of the horses placing within the class. Two refusals to take the jump will automatically disqualify an entry from the class. The figure eight is to be performed at the Paso Corto and should be smooth, consistent in gait, and supple. A jump that is a minimum of eighteen (18) inches and a maximum of two (2) feet will be taken from the canter.
 - b. The class shall be judged: 20% on the Paso Corto; 20% on the Paso Largo; 10% on the walk; 10% on the canter; and 40% on back, jump, manners, and figure eight.
2. Procedures. The exhibitors will enter the ring to the right on the rail at a Paso Corto and circle the arena in a counterclockwise manner. The sequence of gaits shall be: Paso Corto, Paso Largo, flat walk, collected canter, flat walk, reverse and repeat. In the remaining gaits, exhibitors shall remain on the rail except to pass. Riders shall be asked individually to back, execute a figure eight maneuver at a Paso Corto, and take a jump from the canter.
3. Appointments. The tack and headgear are to be English type, with a bridle and cavesson. No schooling headgear allowed. Forward seat saddles are also allowed. Attire is to be English-style as described in the Paso Pleasure Division (PF139). Safety Headgear is required. (GR801)
4. Class separations. Shall be offered as Open (includes all ages and all sexes) and Amateur.

PF146 Paso Western Pleasure

1. Class Specifications
 - a. In this class, the horse should move in the working cow horse image, while still retaining the air of pride and grace that is typical of the Paso Fino. In all gaits, the horse must be smooth and responsive, and both horse and rider should appear comfortable and relaxed. The horse must work on a very light rein, but some contact should be maintained. Gait transitions should be taken on the first stride, and the horse should maintain its speed and cadence without restraint by the rider. Failure to take the correct lead in the lope shall be penalized.
 - b. This class shall be judged: 35% on Paso Corto; 30% on lope; 10% on flat walk; and 25% on manners, attitude, and way of going.
2. Procedures. The exhibitors will enter the ring to the right on the rail at a Paso Corto and circle the arena in a counterclockwise manner. Only one hand may be used on the reins when using a curb bit and hands must not be changed. If hands are changed or if two hands are used with a curb bit, the exhibitor shall be penalized. If the left hand is used with reins, the bight must drape to the left side of the withers. The only exception to this is if long reins or a romal are used. In that case, one hand may be used to carry the excess rein, but the hands must be at least twelve (12) inches apart. All horses being considered for an award are required to back in a straight line. Refusal to back disqualifies a horse from placement. The sequence of the gaits shall be: Paso Corto, flat walk, lope, flat walk, reverse, and repeat. Riders should space themselves while executing the flat walk to avoid bunching up and maintain their relative positions on the rail. In the Paso Corto and lope, entries shall remain on the rail except to pass. The judge may require each rider to dismount and remount in the line-up from the left side. The rider's style of dismount and mount is not to be emphasized; rather, emphasis is placed on the horse's willingness to stand quietly. The judge is prohibited from requiring a horse to perform the Paso Largo on the sounding board. The judge also may require any of the following tests to any or all entries:
 - a. Demonstrate a straight back for up to 15 feet.
 - b. Lope and stop either on the rail or on the center.

- c. Perform the figure eight at the lope on the correct lead demonstrating a simple change of lead. One or two figure eights may be required. In a simple change of lead, the horse is brought back to the halt and restarted into the lope on the opposite lead from the halt or walk.
 - d. Perform the Paso Corto gait over the sounding board.
3. Appointments. The tack and attire are to be Western type. Horses 60 months and under may use a snaffle or bosal. Horses 61 months and over must use a curb bit. Australian stock saddles are prohibited but Western saddles made in Australia (with a horn) are allowed. See PF127 concerning Western tack.
 4. Class separations. Shall be offered as Open (includes all ages and all sexes) and Amateurs.

PF147 Paso Trail

1. Class Specifications.
 - a. This class shall be judged 100% on the obstacle course; there is no rail work. This includes the distance from the beginning of an obstacle to the beginning of the next obstacle.
 - b. Entry will be evaluated on willingness, responsiveness, correctness, and general attitude while negotiating through the obstacle course. Obstacles occurring in a natural trail environment only are to be used to break a tie.
 - c. Horses are to be penalized for any unnecessary delay while approaching the obstacles. Judges are encouraged to advance on to the next obstacle any horse taking excessive time at an obstacle.
 - d. Any horse not properly performing the gait required between the obstacles or any horse that fails to follow the prescribed obstacle or follow the prescribed course of travel through the obstacle should be penalized in the same manner as not completing the obstacle.
 - e. Qualifying gaits include: Flat Walk, Paso Corto, Paso Largo. It is not required to use all the qualifying gaits.
2. Procedures.
 - a. In this class, each horse shall be asked to negotiate through obstacles. Obstacles are to be negotiated by exhibitors individually with only one horse in the arena at a time.
 - b. A drawn course will be provided by show management, reviewed for compliance with required procedures and approved by the judge(s). An exhibitor in this class cannot design or set up the course. The course will show the line of travel through obstacles and the gait required to perform obstacles. Changes or revisions will not be permitted after posting. The course will specify how a horse is to negotiate or travel between obstacles that seems appropriate. The trail pattern must be posted at least two (2) hours prior to the class.
 - c. Tests that may be required are: negotiating a gate, carrying an object from one part of the arena to another, riding through water, over logs or simulated brush, riding down into, up and out of a ditch without lunging or jumping, crossing a bridge, backing through obstacles, sidepassing, mounting and dismounting from either side, and performing over any reasonable conditions along the trail. (See WS103.4 for posting requirements.) Any coat or jacket to be put on by the rider must be open in front and not be an item which must be put on over the head. Unnatural obstacles, such as fire extinguisher, perforated plywood in water boxes, or exotic animals should be avoided. After consulting with show management, a sounding board may be used as an obstacle. The judge is prohibited from requiring a horse to perform the Paso Largo on the sounding board.
 - d. The course is to include a minimum of six (6) obstacles and a maximum of eight (8) obstacles. (See WS126, as may be amended from time to time, for dimensions of trail obstacles only, does not include section on Unacceptable Obstacles.)
3. Appointments. The tack and type of attire are optional; tack and attire as described for either the Paso Western Pleasure class or the Paso Pleasure class are permitted. Safety Headgear is required if a jump is included in the class. See GR801. Only one hand may be used on the reins except that both hands may be used to negotiate an obstacle.
4. Class separations. Shall be offered as Open (includes all ages and all sexes) and Amateurs. Classes may be run concurrently but judged separately.

PF148 Paso Costume

1. The purpose of this class is to create interest in the Paso Fino Breed by establishing and demonstrating its Latin American or Spanish origin by means of the various costumes for the rider employed in the respective countries of origin, for the diversion and enjoyment of the public. In this class, horses will be required to demonstrate their favorite Paso gait and stand in a line-up on display. They shall be judged: 80% on attractiveness of costuming and appropriateness of same to the horses and the completeness of the costuming idea; 10% on the brilliance of gait and on the carriage of the horse; and 10% on manners of the horse. Points in this class shall be assigned to the rider.

Riders entering the costume class must be members in good standing of the Association.

Procedures. Entries must submit a brief statement of approximately 100 words or a maximum of two (2) minutes on the cultural significance of their costume. This will be read as each entrant, one-by-one, enters the ring in their favorite paso gait (Classic Fino, Paso Corto, Paso Largo). Every exhibitor must circle the ring once in a counterclockwise manner and line up head to tail in the center of the ring. An attendant/handler is allowed. Such attendant/handler must be appropriately attired and in keeping with the costume of the rider. The rider's attire will not be offensive or detract from the main purpose of the Class.

2. Appointments. No specific tack for the horse is required, but all should be in keeping with the costume of the rider. Costume of the rider must be Latin American or Spanish related, but no specific country of origin need be identified.

PF149 Paso Pleasure Driving Class

1. General
 - a. This class is open to Paso Fino horses thirty-six (36) months of age or older, as determined by the actual date of foaling.
 - b. In this class, the horses should combine style and spirit along with obedience and good manners. They should move out willingly and stand quietly when requested. The horses will be required to perform at a walk, Paso Corto and Paso Largo. The gait should be smooth in each speed, evidenced by a lack of an up and down movement of the horse's croup. This class shall be judged: 30% on Paso Corto; 30% on Paso Largo; 10% on walk; 15% on appearance; and 15% on manners.
 - c. Carts must reverse by turning to the center of the ring and angling to the opposite side to avoid accidents.
 - d. In the walk, the horse should be smooth, alert and graceful. In the Paso Corto, the horse shall move at a moderate rate of speed and the carriage of the horse should be proud, with only mild extension and the gait should be smooth and steady without hopping or breaking of rhythm. In the Paso Largo, the horse shall move more rapidly, and evidence a readily detectable marked difference in speed from the Paso Corto. Excessive speed, however, that might tend to create a safety hazard, may, at the discretion of the Judge, be penalized. The footfall, as always, must remain a four beat lateral gait and pacing and/or trotting will be penalized.
2. Procedures. The exhibitors will enter the ring to the right and circle the arena in a counterclockwise manner until required by the Judge to reverse or change gait. Sequence of the gaits shall be: Paso Corto, Paso Largo, walk, reverse and repeat. All horses being considered for an award are required to back in a straight line.
3. Appointments. The horse is to be shown in light driving harness, bridle (blinkers, overcheck and overcheck bit are optional), and hitched to a two- or four-wheeled vehicle suitable to the horse. Bits may be of the snaffle type, either regular, straight bar or jointed, or liverpooles. Liverpooles may be used "in the half cheek" or one hole only below. The check rein should not interfere with free way of going. The horses forelock may be braided. Sulky's will not be allowed. Definition of a sulky is a two-wheeled vehicle with no place for the driver's feet except in stirrups. A basket will be allowed for the feet. A standard buggy whip will be allowed in this class.

The attire of the driver in the driving class shall be the same as that prescribed for in the Paso Fino Pleasure class. A driving apron may be used. One attendant without a whip is permitted to head each horse during the lineup. Attendants will be neatly attired and a groom's smock is optional. The attendant may uncheck the horse and then must stand back two paces.

Only the driver is permitted in the cart except when a sub-junior is showing the entry, in which case an adult must accompany the sub-junior driver.

SUBCHAPTER PF-10 AMATEUR ADULT EQUITATION

PF150 Paso Equitation

1. The Paso Equitation seat enhances the particular and special style, grace, rhythm and oneness of horse and rider. The class is to be judged 100% on equitation. Results as shown by the performance of the horse are not to be considered more important than the method used in obtaining them. Horses shown in this class will perform the required Paso gaits.
2. See PF109 for rider position.
3. See PF110 for tests
4. Procedures. The exhibitors will enter the ring to the right at a Paso Corto and circle the arena in a counterclockwise manner until asked to reverse or change gait. Entries will space themselves, maintain the same relative position and avoid bunching up. Entries will be penalized for bunching up or for not working on the rail. The sequence of the gait will be Paso Corto, Paso Largo, walk, reverse and repeat. The reverse will be executed toward the center of the ring. A halt will be called at least once during the Paso Corto. Entries will execute the above class requirements and, in addition, judges are encouraged to call for at least two (2) of the tests provided above, of the top contestants. Each of the tests is to be performed individually.
 - a. Riders may be asked to perform any of the tests.
 - b. For the safety of the other entries, judges are required to excuse any rider who is unable to control their mount.
5. Appointments. The tack shall be English type. Schooling tack is not acceptable. The attire shall be the official Paso Fino show costume.
6. Age requirement. The rider must be considered an Adult for the competition year.

PF151 Amateur Adult Horsemanship

This class shall be judged: 50% on horsemanship of rider, 10% on the suitability of the horse to the rider and 40% on the performance of the horse.

1. Procedures. Exhibitors will enter the ring to the right at a Paso Corto and circle the arena in a counterclockwise manner. The sequence of the gait will be Paso Corto, Paso Largo, Walk, reverse and repeat. The reverse will be executed toward the center of the ring. A halt will be called at least once during the Paso Corto. Entries will execute the above class requirements. Horses that do not perform the Paso Fino gait will be excused after lining up. Judges will line up exhibitors and require exhibitors to perform the chosen tests individually.
2. Gaits.
 - a. Walk. Slightly collected and maintained at an even pace with no hesitations.
 - b. Corto. Collected, with sustained cadence and rhythm.
 - c. Largo. Collected, with good transitions to and from Paso Corto, sustained cadence and rhythm.
3. Tests. The course shall be posted at least two (2) hours prior to the class.
 - a. Stop. The rider should quietly stop the horse and keep the horse still and parallel to the rail.
 - b. Serpentine. At a Paso Corto, the rider will perform a serpentine through cones without touching cones while maintaining gait, cadence and rhythm.
 - c. Circles. At a Paso Corto, the rider will perform two circles through cones while maintaining gait, cadence and rhythm.
 - d. Figure Eights. In a distance of nine feet between two cones with the horse at a Paso Corto, the rider will perform two figure eights while maintaining gait, cadence and rhythm without touching the cones.
 - e. Back. The horse shall back four to six steps in a straight line.

- f. Sounding Board. At a Paso Corto, the rider shall ride the horse over the sounding board while maintaining gait, cadence and rhythm. The horse should move straight down the center of the board, tracking straight. The rider shall circle at the end of the board and return over the sounding board.
4. Off Pattern. A rider will not be disqualified for failure to complete the pattern in the correct sequence, but must be placed accordingly.
5. Appointments. The tack shall be English type. Schooling tack is not acceptable. The attire shall be the official Paso Fino show costume.

SUBCHAPTER PF-11 CHAMPIONSHIP CLASSES

PF152 Championship Classes

1. Eligibility. To be eligible for entry into a Championship class, a horse must have been properly entered, shown and judged in one of the qualifying classes. To be considered shown and judged, a horse must perform all required gaits both ways of the ring in the original class and must remain in the ring until either excused or placed by the judge. An entry disqualified by the judge for any reason may not use that class as a qualifier for the championship class. Entries qualified for Championship classes in Amateur classes must compete in the Amateur Championship classes in that Division, if offered. If Amateur Championship classes are not offered, an entry that qualifies for the Championship class in the Amateur class may compete in the regular Championship class in the Division for which they are qualified. From these entries a Champion, Reserve Champion, Third Champion and Fourth Champion shall be chosen. A fifth place, also called honorable mention, may be awarded in case of disqualification of any of the top four placing champions.
2. Procedures. The championship classes will be conducted in the same manner as the qualifying class. Horses will remain in the ring until excused by the Judge.
3. Classes Offered. Except in an All-Breed Show, Championship classes shall be offered in a division when at least two qualifying classes have been offered at a show.
If Bellas Formas classes are divided into colts/stallions, geldings, and fillies/mares classes, only the following Bellas Formas championship classes can be offered:
 - a. Fillies and Mares All Ages.
 - b. Geldings All Ages.
 - c. Colts and Stallions All Ages.
 - d. In shows where there are only open Bellas Formas classes, there can be only an open championship.
 - e. Youth. Entries in a youth class do not qualify that exhibitor for amateur or open championship classes.

SUBCHAPTER PF-12 SHOW CONDUCT

PF153 Concurrent Classes

1. Competition management may choose to hold classes concurrently (one performance, multiple judges, multiple sets of placings) provided both classes are held in accordance with all applicable Federation rules.
2. Competition management may choose to run two separate classes in the arena at the same time provided:
 - a. There are no duplicate riders;
 - b. The class specifications are the same for both classes;
 - c. The combined class size does not exceed 25 horses;
 - d. The same judges are adjudicating both classes and turn in separate cards for each class.

PF154 Competitions

1. Federation-PFHA "AB" Sanctioned Shows.
An All Breed ("AB") show shall have PFHA sponsored classes which are part of an All Breed Federation Regular Member show. The cosponsoring PFHA Regional Group is responsible to make sure that all required

paperwork is received by the PFHA office in the required time.

Federation-PFHA sanctioned shows shall be judged by a Federation-PFHA certified Judge. Federation-PFHA sanctioned shows shall be stewarded by one steward with both Federation and PFHA certification or by one Federation steward and one PFHA steward. In Federation-PFHA sanctioned shows when any PFHA Rule conflicts with a Federation Rule, the Federation Rule will prevail. Thus, even if class specifications differ, Federation Rules will be followed and PFHA points will be recorded for that class.

2. Classification. For the purpose of equalizing competition for High Point awards and Society of Merit awards, and to promote PFHA-Federation All Breed shows, PFHA approved shows shall fall into one of four classifications: All Breed (“AB”), All Paso (“AP”), All Paso International (“AP-I”), and Local (“L”). These shows must be sponsored by a recognized Regional Group. These do not include the PFHA National Championship Show.
3. Show Applications
Initial Application. Before a show date may be sanctioned by the PFHA, and “Reserved,” the following must be received by the PFHA Office:
 - a. PFHA Form, Application for Approval, signed by the designated person of the sponsoring Regional Group, obtainable from the PFHA office, containing the date of the show, location, and classification (AP, AP/Federation, L, AB/Federation) and contact person, sent to the attention of the PFHA Executive Director. Appropriate show application fees must be submitted.
 - b. Approval of Show. Before a show date can be “Approved” by the PFHA Executive Director, the following must be submitted by the contact person or President of the sponsoring Regional Group and received by the PFHA: The names of the Judge(s) and Steward(s) (in writing); and List of Classes
 - c. The PFHA must receive the items required under subsections 1 and 2, above, at least sixty (60) days before the scheduled show date; if not received by that date, show fees will be doubled. Notice of show approval or disapproval, signed by the PFHA Executive Director, will be sent to the contact person for the sponsoring Regional Group.
 - d. Responsibilities. PFHA Regional Groups shall have full responsibility for promoting and conducting all shows sponsored by such organizations.
4. Show Reports.
 - a. Show Summary. A show summary must be submitted for each show by the show secretary listing class number, class name, horse placements, full registered names of horses, registration numbers of horses, exhibitors’ names and membership numbers, and current recorded owner(s)’ name(s) and/or farm name under which the horses are shown and their membership numbers. All fees due to the PFHA in connection with the show must either (i) accompany this summary or (ii) be sent to the PFHA no later than submission of the summary. See PFHA concerning fees due to the PFHA).
 - b. Record Of Points. The sponsoring Regional Group’s show secretary shall record the points earned during sponsored shows and forward the same together with the Judge’s Cards, roster and show summary by First Class mail to the PFHA Office, postmarked within fifteen (15) calendar days of the completion of such show. Failure to do so will subject the Regional Group to an appropriate fine and forfeiture of the remainder of the approved shows until compliance with the rule is met. The PFHA shall maintain a record of points awarded for all horses and riders.
 - c. Fees Due the PFHA. The Regional Group sponsoring the show shall collect all fees and proceeds of each respective “AP” show and maintain a record thereof. The Regional Group also shall pay all incurred show obligations and pay to the PFHA the appropriate fees along with a copy of the accounting of all receipts and expenses due to the PFHA.
 - d. Committee/Officials Reports. Within thirty (30) days after each approved show, the Show Committee shall file a report on the quality of judging and actions of other show officials on forms provided by the PFHA. This report is to be mailed to the PFHA office. Failure to do so can result in a fine.
 - e. Penalties. The Regional Group that sponsors a PFHA approved show shall be subject to a penalty or fine for failure to conduct a show in accordance with PFHA rules, for failure to meet show requirements or for failure to file the necessary reports in a timely manner.

PF155 Grand National Championship Show

1. Specifications
 - a. Each Grand National Championship show will operate under the rules that were in effect during that show's qualifying year.
 - b. Date and Location. The date and location of the Grand National Championship Show are to be selected by the Association Board of Directors. The competition dates must commence within one of the following months: July, August, September or October.
 - c. Selection of Judges. The selection of the National Show's judging system shall be made for the next National Show at the January Board of Director's meeting and the judges shall be selected at the Spring Board of Director's meeting. The selection of judges shall be made from a list of qualified judges supplied by the Judges and Stewards Committee. Conferencing of judges shall be allowed if desired by the Board of Directors. However, each judge will individually pre-send their placements on a judge's card. Each judge shall be a Certified judge of the Association and hold a Federation recorded 'r', Registered 'R', or a Guest Judge card. No judge shall be eligible to judge two (2) consecutive Association National Championship Shows. Those judges selected must be in good standing with the Association at the time of selection and at the time of the Grand National Championship Show. Judges that submit their names for consideration to officiate at the Grand National Championship Show will provide a résumé for the Board of Directors through the Judges and Stewards Committee.
 - d. Selection of Stewards. The selection of the Association National Show Stewards shall be voted on by the Board of Directors from a list of names submitted for consideration along with resumes and photos. A minimum of three stewards will be used. All stewards shall be PFHA Senior Certified or USEF recorded (r) or Registered (R) C2 Stewards. At least two stewards must be dually licensed PFHA Senior Certified and USEF C2 Stewards. Those stewards selected must be in good standing with the Association at the time of selection and at the time of the Grand National Championship Show.
 - e. Federation Sanctioned. The Association National Championship Show shall be a Federation sanctioned show.
 - f. Eligibility. Except as provided in the next sentence, to be eligible for entry and competition in the Association National Championship Show, an entry must have accumulated, in the specific division in which it/he/she is entering, a minimum of twenty (20) points in Association sanctioned shows during that show year. The Walk-Corto Leadline class and the Paso Pleasure Driving Class have no entry requirements.
 - g. Hoof Inspection. All horses entered in any classes at the National Show shall have their hoofs inspected before entering the ring by a committee of three appointed by the Show Chairperson, consisting of an impartial farrier, a veterinarian, and a member of the Show Committee. Any evidence that the hooves have been trimmed too closely, which is a practice called "soring," shall disqualify the entry for the remainder of the show.
 - h. Grand National Champions: Grand National Championships will be divided by gender (Stallions, Mares, Geldings) in the Classic Fino, Paso Performance, and Paso Pleasure divisions in both Open and Amateur classes. To be eligible for entry into the Grand National Championship class, a horse must have been properly entered, shown and judged in one of the qualifying classes.
 - i. The Association National Show shall be an "A" rated USEF licensed competition.