

**2010
United States Equestrian Federation, Inc. Rule Book**

**The National Equestrian Federation
of the United States**

**a member of the
Federation Equestre Internationale
and of the
United States Olympic Committee.**

THIS BOOK SUPERSEDES ALL PREVIOUS EDITIONS

PUBLICATION DATE: November 1, 2009

**THE RULES PUBLISHED HEREIN ARE
EFFECTIVE DECEMBER 1, 2009 UNLESS OTHERWISE SPECIFIED
AT THE TIME OF THEIR ENACTMENT
AND REMAIN IN EFFECT EXCEPT AS SUPERSEDED BY
RULE CHANGES ENACTED BY THE BOARD OF DIRECTORS
OR EXECUTIVE COMMITTEE AS PUBLISHED IN
EQUESTRIAN, THE OFFICIAL PUBLICATION OF THE FEDERATION,
AND/OR AS PUBLISHED ON THE FEDERATION'S WEB SITE AT
www.usef.org
OR BY SUBSEQUENT EDITIONS
OR SUPPLEMENTS TO THE RULE BOOK**

**Published by United States Equestrian Federation, Inc.
4047 Iron Works Parkway
Lexington, KY 40511
859-258-2472
Fax: 859-231-6662**

© Copyright 2009-2010 by United States Equestrian Federation, Inc. All rights reserved. Reproduction without permission is strictly prohibited. These Rules may be used only by USEF Licensed Competitions or with the Federation's advance written permission. When the Federation Rules are being used at a competition, it is the responsibility of each exhibitor to ascertain that the competition is USEF licensed or that written permission has been given to the competition. The Federation disclaims any responsibility whatsoever, for negligence or otherwise, for any losses, injuries, or other claims arising out of any unrecognized competition or from any unauthorized use of these Rules. The Federation requests that any unauthorized uses of these Rules be reported to it.

TABLE OF CONTENTS

SPORTSMAN'S CHARTER	page 4
UNITED STATES EQUESTRIAN FEDERATION INC. BYLAWS	Parts I-VIII
INDEX	Rules

GENERAL RULES

Chapter 1 – DEFINITIONS AND GOVERNANCE	GR1-GR14
Chapter 2 – MEMBERSHIP CATEGORIES AND REQUIREMENTS	GR15-GR20
Chapter 3 – COMPETITION LICENSING	GR21-GR42
Chapter 4 – DRUGS AND MEDICATIONS	GR43-GR54
Chapter 5 – MEASUREMENT OF ENTRIES	GR55-GR62
Chapter 6 – PROTESTS, CHARGES, HEARINGS, ATHLETE GRIEVANCES, ADMINISTRATIVE PENALTIES AND PLEA AGREEMENTS	GR63-GR76
Chapter 7 – VIOLATIONS AND PENALTIES	GR77-GR82
Chapter 8 – CONDUCT OF LICENSED COMPETITIONS	GR83-GR98
Chapter 9 – COMPETITION PRIZE LISTS AND ENTRIES	GR99-GR112
Chapter 10 – LICENSED OFFICIALS	GR113-GR150
Chapter 11 – FEDERATION RECORDS AND AWARDS	GR151-176
Chapter 12 – COMPETITION OFFICIALS, EMPLOYEES, AND VOLUNTEERS	GR177-GR190
Chapter 13 – COMPETITION PARTICIPANTS AND ASSOCIATED INDIVIDUALS	GR191-GR206

BREEDS AND DISCIPLINES

Chapter AL	ANDALUSIAN/LUSITANO DIVISION	AL1-AL46
Chapter AR	ARABIAN, HALF-ARABIAN and ANGLO-ARABIAN DIVISION.....	AR1-AR50
Chapter CO	CONNEMARA DIVISION	CO1-CO6
Chapter CP	CARRIAGE PLEASURE DRIVING DIVISION.....	CP1-CP52
Chapter DR	DRESSAGE DIVISION	DR1-DR46

Chapter DC	DRIVING DIVISION - COMBINED	DC1-DC78
Chapter EN	ENDURANCE RIDING DIVISION	EN1-EN12
Chapter EQ	EQUITATION DIVISION	EQ1-EQ30
Chapter EV	EVENTING DIVISION	EV1-EV52
Chapter FR	FRIESIAN DIVISION	FR1-FR34
Chapter HK	HACKNEY DIVISION	HK1-HK18
Chapter HU	HUNTER DIVISION	HU1-HU34
Chapter JP	JUMPER DIVISION.....	JP1-JP32
Chapter MO	MORGAN HORSE DIVISION	MO1-MO38
Chapter NS	NATIONAL SHOW HORSE DIVISION	NS1-NS16
Chapter PH	PARADE HORSE AND SADDLE HORSE OR PONY, WESTERN EQUIPMENT DIVISION	PH1-PH4
Chapter PF	PASO FINO HORSE DIVISION	PF1-PF26
Chapter RN	REINING HORSE DIVISION.....	RN1-RN22
Chapter RD	ROADSTER DIVISION	RD1-RD8
Chapter SB	SADDLEBRED HORSE DIVISION	SB1-SB32
Chapter SP	SHETLAND PONY DIVISION	SP1-SP10
Chapter VA	VAULTING DIVISION	VA1-VA14
Chapter WL	WELSH PONY AND COB DIVISION	WL1-WL14
Chapter WS	WESTERN DIVISION	WS1-WS34

THE SPORTSMAN'S CHARTER

That sport is something done for the fun of doing it and that it ceases to be sport when it becomes a business only, something done for what there is in it;

That amateurism is something of the heart and spirit - not a matter of exact technical qualifications;

That good manners of sport are fundamentally important;

That the code must be strictly upheld;

That the whole structure of sport is not only preserved from the absurdity of undue importance, but is justified by a kind of romance which animates it, and by the positive virtues of courage, patience, good temper, and unselfishness which are demanded by the code;

That the exploitation of sport for profit alone kills the spirit and retains only the husk and semblance of the thing;

That the qualities of frankness, courage, and sincerity which mark the good sportsman in private life shall mark the discussions of his interests at a competition.

UNITED STATES EQUESTRIAN FEDERATION, INC.

(the Federation)

THE NATIONAL
EQUESTRIAN FEDERATION, INC.
OF THE UNITED STATES
4047 Iron Works Parkway
Lexington, KY 40511

(859) 258-2472
Fax: (859) 231-6662

NOTICE: Verbiage in **red text** indicates new or revised rules approved to become effective December 1, 2009, unless another date is specified. **EFFECTIVE** dates for new rules are listed and these dates do vary.

The Rules published in this Rule Book are subject to additions or revisions pursuant to Chapter 1, Sub-chapter 1-B of the Rules. Please see **EQUESTRIAN** and/or the Federation's web site at www.usef.org for any changes subsequent to the publication date of this Rule Book.

While every effort has been made to avoid mistakes in this publication, the Federation does not assume any liability to anyone for errors or omissions. Corrections and additions are published in **EQUESTRIAN** and/or on the Federation's web site at www.usef.org.



BYLAWS

GENERAL RULES

CHAPTERS 1-13

BREED/DISCIPLINE CHAPTERS

Which pertain to the classification, conduct and operation of competitions and to general matters affecting Exhibitors, Judges, Stewards and Competition Officials.

A knowledge of the rules of any sport is required of each participant and the exhibitor at a Licensed Competition is in no way exempt from this responsibility. A complete knowledge of and compliance with the rules are essential and the exhibitor must be fully cognizant of all the rules as well as class specifications in the Divisions in which he or she shows.

It is obvious that however complete rules may be, they can never cover all possible situations which may arise. If a matter cannot be solved by interpreting the rules to the letter, the solution to be adopted by those responsible should lie in a principle which follows as nearly as possible the spirit of the rules.

**PLEASE READ ALL CROSS REFERENCES CAREFULLY,
AND REFER TO THE FEDERATION'S WEBSITE AT
www.usef.org
FOR OFFICIAL CHANGES AND
THE MOST UP-TO-DATE VERSION OF THIS RULEBOOK.**

UNITED STATES EQUESTRIAN FEDERATION RULES

The term THE FEDERATION when used herein refers to and denotes only the United States Equestrian Federation, Inc.

The term THE EXECUTIVE COMMITTEE refers to and denotes only the United States Equestrian Federation Executive Committee.

BYLAWS OF UNITED STATES EQUESTRIAN FEDERATION, INC.

PART I – GENERAL PROVISIONS

- Bylaw 101 – Name and Seal
- Bylaw 102 – Objectives
- Bylaw 103 – Miscellaneous Provisions

PART II – MEMBERSHIPS AND AFFILIATIONS

Subpart A – General

- Bylaw 201 – Eligibility
- Bylaw 202 – Voting Constituency
- Bylaw 203 – Competition Eligibility
- Bylaw 204 – Dues and Fees
- Bylaw 205 – Suspensions, Fines and Terminations

Subpart B – Individual Members

- Bylaw 211 – Designation
- Bylaw 212 – Member Categories

Subpart C – Affiliated Entities

- Bylaw 221 – Affiliated Entities
- Bylaw 222 – Affiliated Associations
- Bylaw 223 – Affiliated Competitions
- Bylaw 224 – Associated Youth Organizations
- Bylaw 225 – Sustaining Affiliates

PART III – GOVERNANCE

Subpart A – Board of Directors

- Bylaw 301 – General Authority and Responsibilities
- Bylaw 302 – Composition
- Bylaw 303 – Election of Voting Directors
- Bylaw 304 – Election of Honorary (non-voting) Directors
- Bylaw 305 – Meetings
- Bylaw 306 – Mid-Year and Annual Meetings
- Bylaw 307 – Vacancies and Removal

Subpart B – Working Groups

- Bylaw 311 – Working Groups
- Bylaw 312 – General Duties and Responsibilities

Subpart C – Executive Committee

- Bylaw 321 – General Authority and Responsibilities
- Bylaw 322 – Composition
- Bylaw 323 – Election of Additional Executive Committee Members
- Bylaw 324 – Meetings

Subpart D – Officers

- Bylaw 331 – Officers
- Bylaw 332 – Responsibilities of Officers
- Bylaw 333 – Vacancies and Removal

Subpart E – General Provisions Applicable to Officers and Directors

- Bylaw 341 – Indemnification of Officers and Directors
- Bylaw 342 – General Standards of Conduct for Directors and Officers
- Bylaw 343 – Conflict and Duality of Interest
- Bylaw 344 – Liability of Directors for Unlawful Distributions
- Bylaw 345 – Loans to or from Directors and Officers Prohibited

PART IV – ATHLETES

Subpart A – Athlete Members and Eligible Athletes

Bylaw 401 – Athlete Members and Eligible Athletes

Subpart B – Athlete Representation on the Board of Directors and Committees

Bylaw 411 – Athlete Representation on the Board of Directors, Executive Committee and Designated Committees

Bylaw 412 – Athlete Representation on Other Committees

Bylaw 413 – Athlete Elections and Appointments

Subpart C – Athlete Representation on USOC Athletes’ Advisory Council

Bylaw 421 – Athlete Representation on USOC Athletes’ Advisory Council

Subpart D – Athlete Committees

Bylaw 431 – Athlete Nominating Committee

Bylaw 432 – Athletes’ Advisory Committee

Subpart E – Athlete Drug Testing

Bylaw 441 – Athlete Drug Testing

PART V – STANDING AND SPECIAL COMMITTEES

Bylaw 501 – General

Bylaw 502 – Administrative and Finance Committees

Bylaw 503 – FEI and National Affiliates Committees

Bylaw 504 – High Performance Committees

PART VI – ADMINISTRATION

Subpart A – Chief Executive Officer and Staff

Bylaw 601 – Chief Executive Officer

Bylaw 602 – Records of the Federation

Subpart B – Finances

Bylaw 611 – Yearly Budget

Bylaw 612 – Conveyances and Encumbrances

Bylaw 613 – Audit

PART VII – HEARINGS, GRIEVANCES AND DISPUTES

Bylaw 701 – Hearing Procedures

Bylaw 702 – Opportunity to Participate

Bylaw 703 – Grievances Related to Opportunities to Participate

Bylaw 704 – Disputes and Grievances By and Among Members

Bylaw 705 – Arbitration

Bylaw 706 – Litigation

PART VIII – AMENDMENTS

Bylaw 801 – Amendments

APPENDICES

Appendix A – Ted Stevens Olympic and Amateur Sports Act

Appendix B – USOC Definition of Athlete

Appendix C – Article IX of the USOC Bylaws

BYLAWS OF UNITED STATES EQUESTRIAN FEDERATION, INC.

PART I – GENERAL PROVISIONS

Bylaw 101 – Name and Seal

Section 1. Name. The name of this corporation shall be the United States Equestrian Federation, Inc. (hereinafter referred to as the “Federation”).

Section 2. Seal. The Seal of the Federation shall be in the form of a circle and shall bear the name United States Equestrian Federation, Inc., the name of the State in which it was incorporated, the year of its incorporation and the words “Corporate Seal.”

Bylaw 102 – Objectives

Section 1. Vision Statement. The vision of the Federation is to provide leadership for equestrian sport in the United States of America, promoting the pursuit of excellence from the grass roots to the Olympic Games, based on a foundation of fair, safe competition and the welfare of its human and equine athletes, and embracing this vision, to be the best national equestrian federation in the world.

Section 2. Mission Statement. As the National Governing Body (NGB) of Equestrian Sport in the United States we will inspire, encourage interest in, and regulate equestrian competition by ensuring the safety and well-being of horses, regardless of value or competitive level; ensure the enforcement of fair and equitable rules and procedures up to and including the preparation for the Olympic Games; and endeavor to advance the level of horsemanship in the United States. Our mission is to govern the sport in compliance with the laws of the United States and the Bylaws of the United States Olympic Committee (USOC), and in addition, to provide vision and leadership to equestrian sport in the United States, to promote the pursuit of excellence in equestrian sport from junior and grass roots programs to Olympic Games and international equestrian competitions (hereinafter “sport” or “equestrian sport”). To accomplish this mission, our members and staff, working together will: *BOD 1/14/10 Effective immediately*

- (1) Serve as the NGB for equestrian sport in the United States and member of the USOC. The Federation as NGB shall comply with all applicable laws and USOC requirements, including, without limiting the generality of the foregoing, compliance with the Ted Stevens Olympic and Amateur Sports Act, as amended, and with the USOC Bylaws.
- (2) Serve as the National Federation (NF) for equestrian sport in the United States and member of the Federation Equestre Internationale (FEI). Work together with the FEI in its mission to protect competition horses from any form of abuse, extend the universality of equestrian sport, and promote its visibility to the public.
- (3) Protect and support the welfare of horses by inspecting, monitoring and testing to deter use of forbidden substances and other cruel, unsafe and/or unsportsmanlike practices and by adopting and enforcing rules to prohibit such practices.
- (4) Promote and encourage physical fitness, promote sportsmanship and public participation in equestrian events and activities in the United States, and educate members and the public with respect thereto; assist organizations and individuals concerned with the development of programs for athletes in equestrian events; and provide services for members' common benefit.
- (5) Assure the right of an equestrian athlete to compete in any international equestrian athletic competition conducted under the Federation's auspices or that of any other equestrian sports organization or person, unless the

- Federation establishes that its denial was based on evidence that the organization or person conducting the competition did not meet the requirements stated in Section 220522 of The Ted Stevens Olympic and Amateur Sports Act and Section 2 of the USOC Bylaws; and protect the right of any athlete, coach, trainer, manager, administrator, or official to participate in athletic competition in equestrian events; and provide an equal opportunity to amateurs, coaches, trainers, managers, administrators, and officials to participate in amateur athletic competition without discrimination on the basis of race, color, religion, age, sex, or national origin and with fair notice and opportunity for a hearing to any amateur athlete, coach, trainer, manager, administrator, or official before declaring such individual ineligible to participate. *BOD 1/14/10 Effective immediately*
- (6) Provide the strongest possible U.S. representation internationally in each of the FEI disciplines, including providing a selection process for each major event.
 - (7) Disseminate and distribute, or otherwise make readily available to equestrian athletes, coaches, trainers, managers, administrators, and officials, in a timely manner the applicable rules and any changes to such rules of the Federation, the USOC, the Federation Equestre Internationale ("FEI"), the International Olympic Committee, the International Paralympic Committee, and the Pan American Sport Organization; and provide for the swift and equitable resolution of conflicts and disputes involving its members.
 - (8) Provide a body of rules with which to govern equestrian sport at the national level, along with an effective means of enforcing them, and a judicial process that is fair to competitors while providing for optimum integrity within the sport.
 - (9) Encourage and support amateur athletic sports programs for individuals with a disability and the participation of individuals with a disability in amateur athletic activity, including, where feasible, the expansion of opportunities for meaningful participation by individuals with a disability in programs of athletic competition for able-bodied individuals.
 - (10) Provide effective and timely communication to every level of athlete, official, and organizer within the sport.
 - (11) Develop interest and participation in equestrian sport throughout the United States and work with affiliate associations, breed and discipline organizations, and other organizations to encourage participation.
 - (12) Serve as the coordinating body for equestrian activity in the United States; exercise jurisdiction over international equestrian activities, and sanction international equestrian competition held in the United States; promote the sponsorship of international equestrian competition held inside and outside the United States.
 - (13) Coordinate the calendar of competitions to assure FEI level competitive opportunities domestically; enhance the level of national competition in all FEI disciplines; and provide for varying levels of regional and national competition in a wide variety of disciplines to increase the breadth and depth of the sport throughout the country.
 - (14) Train and license officials.
 - (15) Assign recognized status to those equestrian competitions whose operations have been certified by the Federation to further the interests of equestrian sports in the United States in order to serve and promote the best interests of recognized equestrian competitions and expand and enhance the image of equestrian sports.
 - (16) Encourage and support research in the areas of sports medicine and sports safety for both the human and the equine athlete and disseminate information that is developed.
 - (17) Establish national goals and encourage attainment of those goals.

- (18) Aid the USOC in its mission to help U.S. athletes achieve sustained competitive excellence while inspiring all Americans and preserving the Olympic ideal.
- (19) Select and recommend to the USOC individuals and teams to represent the United States in the equestrian disciplines in the Olympic, Pan American and Paralympic Games.
- (20) Select and designate individuals and teams to represent the United States in equestrian international athletic competition (other than the Olympic, Pan American and Paralympic Games) and certify, in accordance with the applicable international rules, the eligibility of such individuals and teams.
- (21) Foster the development of the athletic facilities for use by equestrian athletes training for equestrian competitions and assist in making such facilities available to such athletes.
- (22) Provide equitable support and encouragement for participation by women and minorities.
- (23) Provide and coordinate technical information on physical training, equipment, its design, coaching and performance analysis.
- (24) Promptly review every request for sanction to hold an international competition in the U.S. or to sponsor U.S. amateur athletes to compete in international competition outside the U.S. and determine whether to grant such sanction in accordance with the USOC Bylaws, *Section 8*.
BOD 1/14/10 Effective immediately

Section 3. Principles. The following governing principles shall apply to the Federation:

- (1) The Board of Directors, Officers, and Committees of the Federation shall be selected without regard to race, color, religion, national origin or sex.
- (2) The Federation shall provide for reasonable direct representation on its Board of Directors for any amateur equestrian organization ("ASO") which conducts, on a level of proficiency appropriate for the selection of amateur athletes to represent the United States in international amateur athletic competition, a national program or regular national amateur athletic competition, and ensures that such representation reflects the nature, scope, quality, and strength of the programs and competitions of such amateur equestrian organization in relation to all other such programs and competitions in equestrian sport in the United States.
- (3) The Federation shall not have eligibility criteria relating to amateur status or to participation in the Olympic Games, the Pan American Games or the Paralympic Games which are more restrictive than those of the FEI.
- (4) The Federation shall not become a member of any other international sports federation which governs a sport included in the program of the Olympic or Pan American Games.
- (5) The Federation shall be autonomous in the governance of equestrian sport, shall independently determine and control all matters central to such governance, shall not delegate such determination and control and shall be free from outside restraint.
- (6) Neither the Federation nor any member of the Federation may deny or threaten to deny any equestrian athlete the opportunity to compete in the Olympic Games, the Paralympic Games, the Pan American Games, a World Championship competition or other such "protected competition" as that term is defined in the USOC Bylaws from time to time; nor may the Federation nor any such member of the Federation, subsequent to such competition, censure or otherwise penalize any such athlete who participates in any such protected competitions. Any equestrian athlete who alleges that he or she has been denied, or has been threatened to be denied, any such opportunity to compete shall immediately inform the President of the Federation, the Equestrian Athlete Ombudsman, the USOC Athlete Ombudsman and the USOC's AAC representative for equestrian, who shall cause an investigation to be made and steps to be taken to settle

the controversy without delay. Notwithstanding any efforts taken to settle the controversy, the athlete may (a) refer the matter promptly to the Chief Executive Officer of the USOC and pursue such remedies as may be appropriate under [Section 9](#) of the USOC Bylaws, and/or (b) file a grievance with the Federation's Hearing Committee pursuant to these bylaws. Any grievance filed with the Federation shall be heard and determined in accordance with the Federation's Rules governing the Hearing Committee's Grievance and Hearing Procedures. See also [Section 9](#), USOC Bylaws ("Right of Opportunity to Participate in Certain International Amateur Athletic Competitions") attached as Appendix C, which is incorporated herein by reference, and made a part hereof. *BOD 1/14/10 Effective immediately*

Bylaw 103 – Miscellaneous Provisions

Section 1. [Fiscal Year](#). The fiscal year of the Federation shall be as established by the Board of Directors.

Section 2. [Designated Contributions](#). The Federation may accept any contribution, gift, grant, bequest or devise that is designated, restricted or conditioned by the donor, provided that the designation, restriction or condition is consistent with the Federation's general tax-exempt purposes. Donor-designated contributions will be accepted for special funds, purposes or uses, and such designations generally will be honored. However, the Federation shall reserve all right, title and interest in and to and control over such contributions, and shall have authority to determine the ultimate expenditure or distribution thereof in connection with any such special fund, purpose or use. Further, the Federation shall acquire and retain sufficient control over all donated funds (including designated contributions) to assure that such funds will be used exclusively to carry out the tax-exempt purposes.

Section 3. [References to Internal Revenue Code](#). All references in these bylaws to provisions of the Internal Revenue Code are to the provisions of the Internal Revenue Code of 1986, as amended, and to the corresponding provisions of any subsequent federal tax laws.

Section 4. [Principles of Construction](#).

- (a) These bylaws are the primary governing document of the Federation. The Rules of the Federation are published separately. In the event of a conflict between a provision of these bylaws and the Rules, the provisions of these bylaws shall prevail.
- (b) Words in any gender shall be deemed to include the other gender; the singular shall be deemed to include the plural and vice versa; the words "pay" and "distribute" shall also mean assign, convey and deliver; and the table of contents, headings and underlined paragraph titles are for guidance only and shall have no significance in the interpretation of these bylaws.

Section 5. [Severability](#). The invalidity of any provision of these bylaws shall not affect the other provisions hereof, and in such event these bylaws shall be construed in all respects as if such invalid provision were omitted.

Section 6. [Savings Clause](#). Failure of literal or complete compliance with provisions of these bylaws with respect to dates and times of notice, or the sending or receipt of the same, or errors in phraseology of notice of proposals, which in the judgment of a majority of the members present at the meetings held do not cause substantial injury to the rights of members, shall not invalidate the actions or proceedings of the Board of Directors, committees, councils or task forces.

Section 7. [Robert's Rules of Order](#). The Annual Meeting and other meetings of the Board of Directors and the Executive Committee shall be conducted in accordance with

the latest authorized edition of Robert's Rules of Order. In the event of any inconsistency between the specific Robert's Rule and the New York state law, the laws of New York shall govern.

PART II — Memberships and Affiliations

Subpart A – General

Bylaw 201 – Eligibility

Membership in *the* Federation is open to any individual who is an athlete, rider, driver, handler, vaulter, longeur, horse owner or breeder, coach, trainer, manager, administrator, official active in equestrian sport, or any other individual having an interest in equestrian sport, and to any organization that conducts equestrian competitions or other programs or events in the sport on a national, regional, or local level.

BOD 1/14/10 Effective immediately

Bylaw 202 – Voting Constituency

Section 1. Voting Members. Voting Members consist of those Senior Active Members from time to time qualified to vote as members of the Board of Directors.

Section 2. Voting Athletes. Notwithstanding the foregoing, or anything to the contrary elsewhere in these bylaws, Eligible Athletes shall be entitled to directly vote for Athlete representatives to the Board of Directors, Executive Committee, and Designated Committees or other governing boards as are from time to time required by the USOC Bylaws or by USOC Board Resolution.

Section 3. Balloting Procedures. Unless otherwise provided herein, whenever elections are required by these bylaws, the election process shall follow the procedures for the election of Athlete Directors as set forth in Bylaw 303.1 and 413.3 herein.

Bylaw 203 – Competition Eligibility

To be eligible to participate as a rider, driver, handler, vaulter, longeur, owner, lessee, agent or trainer, riding coach or driving coach, at Federation Regular Competitions, Eventing Competitions at the Preliminary Level or above, Dressage Competitions, Combined Driving Competitions at the Advanced Level, Vaulting Competitions, or International Competitions, Classes or Programs, persons must be Senior Active Members or Junior Active Members of the Federation as provided in Bylaw 212, or if non-members must pay a registration fee as provided in the Rules. Lessees are considered owners in connection with this requirement. In the event of an entry under multiple ownership, only one owner need be a Senior Active Member or pay a registration fee. Participants in the following classes are exempted from the requirements of this rule: (1) leadline; (2) exhibitions; (3) games and races; (4) classes for 4H members; (5) Walk trot and Academy classes (Academy Classes are classes limited to horses regularly used in a lesson program); (6) USDF Introductory Level tests, Pas de Deux and Quadrille classes; (7) Assistant Handlers in Dressage Sport Horse Breeding Classes; and (8) citizens of other nations who have proof, in English, of current membership in good standing in their own National Federation.

Bylaw 204 – Dues and Fees

Each Member and Affiliated Entity shall pay to the Federation annual fees and/or dues in the amount determined by the Board of Directors and published in the Federation's Rules. The Board of Directors shall establish deadlines for the payment of fees.

Bylaw 205 – Suspensions, Fines and Terminations

Section 1. A Voting Member or Affiliated Entity failing to pay any dues and/or fees due the Federation shall be provided notice of delinquency. If those fees are not paid within 30 days after the date specified in the notice of delinquency, the delinquent Member or Affiliated Entity shall be suspended from membership in the Federation. Unless otherwise provided by the Board of Directors, the membership or affiliation of a Member or Affiliated Entity shall be terminated automatically if the Member or Affiliated Entity has failed to pay those fees for a period of 90 days after the date specified in the notice of delinquency. The CEO shall notify the Member or Affiliated Entity of suspension and the date upon which membership or affiliation will be terminated if fees remain unpaid.

Section 2. The Board of Directors, upon a two-thirds vote of those members present at a duly called meeting, may suspend, fine, or terminate (or any combination thereof) the membership of any Member, the affiliation of any Affiliated Entity, or any member of the Board of Directors of the Federation if the Hearing Committee of the Federation (in accordance with applicable Federation Rules) determines that (1) the conduct of the Member or Affiliated Entity is adverse to the best interests of equestrian or the Federation, or (2) the Member or Affiliated Entity has not complied with the requirements of membership in the Federation. The Board may only act after a hearing, reasonable notice to the Member or Affiliated Entity of the time and place of the hearing, and providing the Member or Affiliated Entity with a reasonable opportunity to present evidence in support of the Member's or Affiliated Entities position. It shall take a majority vote of those members present at any duly called meeting of the Board to initiate a disciplinary action under this bylaw.

Section 3. A suspension or other disciplinary action imposed by the Federation in accordance with these bylaws shall be recognized by all Members and Affiliated Entities of the Federation upon notification by the Federation. Suspensions and other disciplinary actions taken by the FEI or Affiliated Entities of the Federation may be recognized by the Federation and all other Federation Members upon proper notification to the Federation and determination by the Federation's Hearing Committee that the party subject to the action received hearing and procedural rights substantially similar to those set forth in these bylaws and the Federation's Rules. However, should the Hearing Committee find that such procedural rights were not substantially similar, then the Committee may in its own discretion conduct a hearing after proper notice to the affected party and only after such hearing may the Hearing Committee recognize the suspension or other disciplinary action imposed by the Affiliated Entity of the Federation.

Subpart B – Individual Members

Bylaw 211 – Designation

Members consist of those persons who have joined the Federation in one or more of the membership categories as provided in the Rules. All members in good standing, except Non-Competing Members, and Individual Group Members, shall be eligible to participate in all classes and levels at Federation Regular Competitions, Eventing Competitions at the Preliminary Level or above, Dressage Competitions, Combined Driving Competitions at the Advanced Level and Vaulting Competitions as provided in Bylaw 203. Each Federation member will be required upon joining or renewing to designate a primary Breed/Discipline affiliation within the Federation (and may designate one or more secondary Breed/Discipline affiliations for informational purposes only). The record date for designations shall be November 30, with the primary designations of all Senior Active Members made since December 1 of the preceding year to be counted. A Senior Active Member who has renewed his or her membership for more than one year will be deemed to continue his or her primary and secondary affiliation designations unless prior to the record date such Senior Active Member notifies the Federation in writing of a change. A renewing Senior Active Member who fails to designate a primary affiliation shall not be counted for purposes of proportional representation, provided however, if such renewing Senior Active Member previously designated a primary and/or secondary affiliation such designation(s)

will be deemed to continue for purposes of proportional representation unless prior to the record date such renewing Senior Active Member notifies the Federation in writing of a change.

Bylaw 212 –Member Categories

Section 1. Competing Membership. Competing Members are those individuals who desire to participate in Federation Licensed Competitions. The Competing Membership categories are:

- (1) Life Members. Those persons who have made a single lifetime payment of dues.
- (2) Senior Active Members. Those persons who have reached their eighteenth birthday (in accordance with the applicable Federation Rules) and who have paid the requisite dues. Hereinafter, the use of the phrase "Senior Active Member" shall refer to any person who has reached his or her eighteenth birthday who is a Senior Active Member or Life Member in good standing.
- (3) Junior Active Members. Those persons who have not reached their eighteenth birthday (in accordance with the applicable Federation Rules), who have paid the requisite dues. Life members who have not reached their eighteenth birthday are also Junior Active Members.

Section 2. Non-Competing Membership. Non-competing members are those individuals who do not desire to participate in Federation Licensed Competitions. The non-competing membership options are described in the Federation Rules.

Subpart C – Affiliated Entities

Bylaw 221 – Affiliated Entities

Horse show committees and agricultural or other organizations shall be eligible for recognition as provided in the Federation's Rules. Where more than one competition is held in a given year by the same management under the same name, each competition shall be considered a separate entity. Competitions in foreign countries must be approved by their National Federation before receiving recognition. Any such recognized organization of the Federation in good standing may maintain full benefits and privileges and except as may be otherwise provided in these bylaws, operate under the complete rules on the payment of all required fees and/or dues. *BOD 1/14/10 Effective immediately*

Bylaw 222 – Affiliated Associations

Section 1. Affiliated Associations. Affiliated Associations consist of corporations, organizations, associations and other groups in good standing in a state, region or locality, educational institutions offering equine related programs or other organizations approved by the Executive Committee of the Federation which have federated together to form an association. Affiliated Associations must agree to comply with and be bound by these bylaws and the Rules of the Federation and decisions of the Federation including those of the Hearing Committee, and must pay annual fees and/or dues as provided in the Federation's Rules. Categories and affiliation requirements of Affiliated Associations shall be as specified in the Federation's Rules, and shall include:

- (1) International Discipline Associations where the discipline is recognized through the Federation to the FEI and the USOC. The Federation may only recognize one International Discipline Association for each discipline recognized by the FEI. International Discipline Associations are sometimes referred to herein as the "FEI Affiliates";
- (2) Recognized Associations where the national breed or discipline has competition rules which have been approved by the Board of Directors of the Federation for inclusion in the Federation's Rule Book. The Federation may only recognize one national breed/discipline association for each breed or discipline with competition rules in the Rule Book. If a Recognized

Association ceases to affiliate with the Federation, the Executive Committee may in its discretion replace the organization that has seceded or been removed for cause with another association involving the same breed or discipline or the Executive Committee may replace the organization with an appropriate Federation Breed or Discipline Committee. Such Committee shall be deemed a Recognized Association for purposes of Bylaw 303. Appeals involving the recognition of any association or committee must be made in writing to the National Office within 30 days of the announcement. Appeals will be heard by the Hearing Committee in the same manner as date disputes. The decision of the Hearing Committee shall be final and shall be deemed to have the force and effect of a ruling in arbitration. Recognized Associations are sometimes referred to herein as National Affiliates.

- (3) National Associations, where equestrian-related groups or individuals have formed a national association or organization;
- (4) State/Regional Associations where equestrian-related groups or individuals have formed an association in a State or region; and
- (5) Educational Associations, where educational institutions or colleges offer equine-related programs.

Section 2. Group Members. A Recognized Affiliated Association may petition the Executive Committee to enlist members of such Recognized Affiliate Association in certain *Federation* programs designed to serve special needs of competitions, or divisions, and/or levels thereof, endorsed by such Affiliate Association that are not recognized by the Federation. Competitions, divisions, and/or levels thereof approved within such petition shall be designated as the Federation Endorsed competitions, divisions or levels.
BOD 1/14/10 Effective immediately

Section 3. Individual Group Members. Those persons who are members of a Recognized Affiliated Association of the Federation that has applied for and been approved to offer a Federation Group Program to its membership. Individual Group Members shall be eligible to compete in the Federation Endorsed competitions, divisions or levels, as provided in the Rules.

Bylaw 223 – Affiliated Competitions

Section 1. Dressage Competitions. Dressage Competitions consist of those competitions under the management of organizations, associations, corporations and others holding a Dressage Competition independently of a Regular or Local Competition.

Section 2. Driving Competitions. Driving Competitions consist of those competitions under the management of organizations, associations, corporations and others holding a Driving Competition independently of a Regular or Local Competition.

Section 3. Endurance Competitions. Endurance Competitions consist of those organizations, associations, corporations and others holding an Endurance Competition independently of a Regular or Local Competition.

Section 4. Eventing Competitions. Eventing Competitions consist of those competitions under the management of organizations, associations, corporations and others holding an Eventing Competition independently of a Regular or Local Competition.

Section 5. Honorary Competitions. Honorary Competitions, which shall pay no dues, consisting of those competitions outside the United States which are duly elected to honorary status by the Board of Directors.

Section 6. International Competitions, Classes or Programs. International Competitions, Classes or Programs consist of those competitions, classes or programs involving disciplines recognized by the FEI.

Section 7. Local Competitions. Local Competitions consist of those competitions under the management of organizations, associations, corporations and others holding competitions which are limited by the following restrictions: (1) The total cash prizes must not exceed \$500 (not including the value of trophies offered), except 100% sweepstakes; (2) The designation "USEF Local Competition" must be stated on the cover of the prize list; (3) The Federation non-member fee will not apply; and, (4) Local Competitions benefit from all of the general rules of the Federation and must abide by applicable division rules unless class specifications are printed otherwise in the prize list.

Section 8. Regular Competitions. Regular Competitions consist of those competitions under the management of organizations, associations, corporations and others holding horse shows and agricultural and other fairs, meets and events which have applied for and received recognition.

Section 9. Reining Competitions. Reining Competitions consist of those competitions under the management of organizations, associations, corporations and others holding a Reining Competition independently of a Regular or Local Competition.

Section 10. Vaulting Competitions. Vaulting Competitions consist of those competitions under the management of organizations, associations, corporations and others holding a Vaulting Competition independently of a Regular or Local Competition.

Bylaw 224 – Associated Youth Organizations

Upon application and approval by the Executive Committee of the Federation, a corporation, organization, association or other group having equestrian programs primarily limited to youth (age 21 or under) programs which are not specific to any one breed or discipline may receive Federation recognition as an Associated Youth Organization. The Federation Recognized Associated Youth Organizations shall pay dues, meet requirements and be accorded benefits as specified in the Rules, and upon joining as Senior Active Members their representatives are eligible to be nominated by the Nominating Committee to stand for election to the Board of Directors of the Federation and to be appointed to Federation Councils and Committees.

Bylaw 225 – Sustaining Affiliates

Sustaining Affiliates are charitable organizations that have been formed for the primary purpose of providing funding to *the Federation* and shall be entitled to representation on the Federation's Board of Directors and Executive Committee. The Federation shall have two sustaining members: *BOD 1/14/10 Effective immediately*

- (1) USA Equestrian Trust
- (2) United States Equestrian Team Foundation

PART III – GOVERNANCE

Subpart A – Board of Directors

Bylaw 301 – General Authority and Responsibilities

Section 1. The Federation shall have a Board of Directors. Except as otherwise provided by these bylaws, the Board of Directors shall have all governance, supervising, and administrative authority of the Federation. The authority and responsibilities of the Board of Directors shall include:

- (1) the general management of the affairs of the Federation. The Board may make contracts in its name and behalf or authorize such contracts to be made by the Officers of the Federation;

- (2) making and enforcing the rules governing Recognized Competitions and Individual Members and all other persons, corporations, associations or other organizations bound by the Rules. The Board shall adopt in its discretion rules recommended by its Committees;
- (3) after a hearing conducted in accordance with the provisions of Bylaw 701, to censure, suspend or expel any officer or member of any committee of the Federation or any other person whose conduct shall be found to be adverse to the best interests of the sport or the Federation or in violation of its Bylaws or Rules;
- (4) after a hearing conducted in accordance with the provisions of Bylaw 701, to censure or fine a Recognized Competition for cause or suspend or terminate the recognition of any Competition for cause;
- (5) shall keep a record of its proceedings and shall report at the annual meeting of the Federation, or at any special meeting of the Board;
- (6) alter or amend the dues structure, including all fees, at any time as it deems warranted;
- (7) notwithstanding the above, the Hearing Committee shall have exclusive jurisdiction within the Federation to hear and determine grievances respecting "protected competitions" as provided in Bylaw 703; and,
- (8) upon a majority vote of those members present at a duly called meeting of the Board, increase the number of directors on the Board of Directors as it considers appropriate to provide (a) that at least 20 percent of the voting members of the Board are Athletes, and (b) that there is adequate representation and to ensure reasonable direct representation for any amateur sports organization that either (i) conducts equestrian programs on a level of proficiency appropriate for selection of athletes to represent the United States in international competition or on a national basis, or (ii) conducts a regular national equestrian competition in the Olympic and Paralympic disciplines. For purposes of this section, "reasonable direct representation" means representation that reflects the nature, scope, quality, and strength of the equestrian programs and competitions of that amateur sports organization in relation to all other equestrian programs and competitions in the United States.

Section 2. No member of the Board of Directors or Officer of the Federation may serve as an officer of any other amateur sports organization that is recognized as a national governing body by the USOC.

Bylaw 302 – Composition

Section 1. The Board of Directors consists of the following 54 Directors (or such greater number as increased pursuant to Bylaw 301(8), each of whom must be a Senior Active Member, with each Director having one vote:

- (1) Twelve Eligible Athletes (or such greater number as needed to provide at least 20% Athlete representation on the Board), elected as provided by Bylaw 411 and Bylaw 421.
- (2) One representative from each Sustaining Member elected as provided in Bylaw 303 (considered At-Large Directors for caucus purposes).
- (3) One representative from each of the eight High Performance disciplines, elected as provided in Bylaw 303.
- (4) Eight representatives from the FEI Affiliates, elected as provided in Bylaw 303.
- (5) Seventeen representatives from the National Affiliates, elected as provided in Bylaw 303.
- (6) Eight At-Large representatives, elected as provided in Bylaw 303.
- (7) Such additional representatives as may be added pursuant to Bylaw 301(8).

Section 2. The officers of the Federation shall be elected from the members of the Board of Directors as provided in Bylaw 331.

Section 3. The term of an individual elected to fill a position referred to in Section 1 of this bylaw at the annual meeting of the Board of Directors, who is elected for a full term and not to fill a vacancy, begins that term immediately after the adjournment of the meeting at which the individual was elected. An individual elected or appointed to fill a vacancy takes office immediately upon the election or appointment.

Section 4. Term Limits. Starting in 2005, any member of the Board of Directors may serve a maximum of two consecutive four-year terms, or eleven years in total if the Director has been elected to fill a partial term, and may not be reelected to the Board of the Federation for 350 days following the expiration of the second term, except that any Director may be elected to a National Officer position for a maximum of two additional consecutive four-year terms, regardless of prior continuous service as a Director. A change of National Officer position shall operate to extend the maximum term of such person, except however, after serving as President, an individual may not be elected either Secretary or Treasurer or to the Board of Directors of the Federation for 350 days following the expiration of that individual's term as President.

Bylaw 303 – Election of Voting Directors

Section 1. Athlete Directors. The Athlete Directors shall be elected by Eligible Athletes as provided in Bylaw 413. In 2005 and every fourth year thereafter, the Eligible Athletes shall elect four Athletes to serve a four-year term as Director of the Federation, one from each of the three Olympic disciplines, and one from any of the three Olympic Disciplines, who shall also serve as the Federation's USOC AAC member. In 2005, the Eligible Athletes shall elect two Athletes (one each from Driving and Reining) to serve a three-year term as a Director of the Federation and in 2008 and every fourth year thereafter to serve a four-year term. In 2005, the Eligible Athletes shall elect two Athletes (one each from Endurance and Vaulting) to serve a two-year term as a Director of the Federation and, in 2007 and every fourth year thereafter to serve a four-year term. In 2005, the Eligible Athletes shall elect four Athletes (one from each Olympic discipline and one from ParaEquestrian) to serve a one-year term as a Director of the Federation and in 2006 and every fourth year thereafter to serve a four year term.

Section 2. High Performance Discipline Directors. The High Performance Discipline Directors shall be elected as provided in Bylaw 504. Beginning in 2005 and every fourth year thereafter, each of the three Olympic discipline High Performance Committees (Dressage, Eventing and Jumping) and the ParaEquestrian High Performance Committee shall elect an individual from their respective committee to serve a four-year term as a Director of the Federation. In 2005, each of the four non-Olympic discipline High Performance Committees (Driving, Endurance, Reining and Vaulting) shall elect an individual from their respective committee to serve a three-year term as a director of the Federation and in 2008 and every fourth year thereafter to serve a four-year term.

Section 3. FEI Affiliate Directors. Beginning in 2005 and every fourth year thereafter, the FEI Affiliates for each of the three Olympic disciplines (Dressage, Eventing and Jumping) shall elect an individual to serve a four-year term as a director of the Federation. In 2005, the FEI Affiliates for Driving and Reining shall elect an individual to serve a three-year term as a Director of the Federation and beginning in 2008 and every fourth year thereafter to serve a four-year term. In 2005, the FEI Affiliates for Endurance and Vaulting shall elect an individual to serve a two-year term as a Director of the Federation and beginning in 2007 and every fourth year thereafter to serve a four-year term. In 2005, the FEI Affiliate for Dressage shall elect an individual to serve a one-year term as a Director of the Federation and beginning in 2006 and every fourth year thereafter to serve a four-year term. Each FEI Affiliate shall publish annually to its membership, and provide a copy to the Federation, its election procedures for its representative to the Federation's Board of Directors.

Section 4. National Affiliate Directors.

- (a) In 2005, the National Affiliates shall elect 6 individuals to serve a one-year term as a Director of the Federation and beginning in 2006 and every fourth year thereafter to serve a four-year term, at least one of whom shall be from the National Western Committee. In 2005, the National Affiliates shall elect 7 individuals to serve a two-year term as a Director of the Federation and beginning in 2007 and every fourth year thereafter to a four-year term, at least one of whom shall be from the Recognized Association representing disabled riders. In 2005, the National Affiliates shall elect 4 individuals to serve a three-year term as a Director of the Federation and beginning in 2008 and every fourth year thereafter to serve a four-year term. The National Affiliate Directors shall be apportioned among the Recognized Associations as provided in subsection (b) of this section.
- (b) In order to ensure proportionate representation amongst the National Affiliate Members the National Affiliates positions on the Federation's Board of Directors shall be apportioned annually as follows:
 - (1) Recognized Associations having at least two thousand (2,000) Senior Active Members of the Federation who have designated as of the preceding record date a primary affiliation with such breed or discipline shall be entitled to elect at least one representative to serve as a Director of the Federation. The record date shall be the last day of the competition year preceding the Annual Meeting. Each Recognized Association shall publish to its membership, and provide a copy to the Federation, its election procedures for its representative(s) to the Federation's Board of Directors. The primary affiliation designations of new Senior Active Members, renewing Senior Active Members and Senior Active Members who have renewed his or her membership for more than one year as of the record date shall form the basis for the number of Directors that can be elected by each such Recognized Association to serve on the Federation's Board of Directors. The Directors representing Recognized Associations are to be allocated among the above Breed/Disciplines in proportion to the primary affiliation designations of USEF Senior Active membership, provided, however, that the National Western Committee and the Recognized Association representing Disabled riders each shall be allocated at least one Director's seat.
 - (2) Each year at the annual meeting, the Nominating Committee shall issue a report of the number of Directors representing the National Affiliates Director positions that will be allocated that year (for election at the following year's annual meeting) in order to maintain the above described proportional representation as computed each year from the primary affiliation designations of the Federation Senior Active membership as of the record date. Appeals involving the allocation of any seat by this process must be made in writing to the office of the Federation within 30 days of the announcement. Appeals will be heard by the Executive Committee in the same manner as date disputes. The decision of the Executive Committee shall be final and shall be deemed to have the force and effect of a ruling in arbitration. Designation of representatives by the Recognized Association shall be submitted in writing to the Nominating

Committee sixty days prior to the Annual Meeting. If a Recognized Association fails to submit its designations by sixty days prior to the Annual Meeting, and if such designation is still not received seven (7) business days following a written notice to the defaulting association sent sixty days prior to the Annual Meeting, the Nominating Committee may in its discretion select the applicable number of Senior Active Members needed from such organization to present a slate composed of a nominee and three alternates to the Board of Directors at the ensuing annual meeting.

- (3) A Director designated to a National Affiliates allocated position on the Board must have designated such Breed/Discipline as his or her primary affiliation and shall be deemed to continue to hold such Breed/Discipline position for the balance of his or her term, even if such Director changes his or her primary affiliation during such term.

Section 5. At-Large Directors. The President, Secretary and Treasurer shall be At-Large directors and elected in accordance with Bylaw 331. In 2005 and every fourth year thereafter, the Voting Members shall elect three individuals, at least two of whom shall have international experience as defined in Bylaw 331, to serve a four-year term as an At-Large Director of the Federation. In 2005, the Voting Members shall elect one individual to serve a three-year term as an At-Large Director of the Federation and beginning in 2008 and every fourth year thereafter to serve a four-year term. In 2005, the Voting Members shall elect one individual, who must have international experience as defined in Bylaw 331, to serve a two-year term as an At-Large Director of the Federation and beginning in 2007 and every fourth year thereafter to serve a four-year term.

Section 6. Sustaining Affiliate Directors. In 2005, each Sustaining Affiliate shall elect an individual to serve a one-year term. Beginning in 2006 and every fourth year thereafter, each Sustaining Affiliate shall elect an individual to serve a four-year term.

Section 7. National Office Notification. When any committee or affiliate directly elects its representative(s) to the Federation's Board of Directors, it shall notify the Federation's Secretary of its election results in writing no later than sixty (60) days prior to the first meeting of the Annual Meeting of the Board.

Bylaw 304 – Election of Honorary (non-voting) Directors

The number of Honorary non-voting Directors of the Federation shall not be more than 20 and shall be elected in the following manner: The Presidents of the Equestrian Federations of Mexico and Puerto Rico and the Presidents of the Equestrian Federations of Group IV of the FEI shall be nominated by the Nominating Committee for election as honorary non-voting Directors, ex officio. The Nominating Committee may nominate as many as eight additional honorary non-voting Directors in recognition of distinguished service rendered to the sport of equestrian. Such honorary non-voting Directors shall be elected from the Senior Active Members by a plurality vote of the voting members present in person at the annual Directors' meeting. An Honorary non-voting Director elected in recognition of distinguished service shall serve for life and shall be exempt from payment of Federation dues. Honorary Directors shall have a voice but no vote at meetings of the Board of Directors and may not be counted in the determination of a quorum.

Bylaw 305 – Meetings

Section 1. Meetings. The Board of Directors shall meet at least twice each year, including at the annual meeting of the Federation and at least one other occasion during each year at a location and date to be fixed by the Board or by the Executive Committee. The President shall have the power to call a meeting of the Board of Directors of the Federation at any time and must call a meeting when requested in writing to do so by

one-third or more of the members of the Board of Directors. The Secretary shall provide written notice of such meetings to each Director at least three weeks prior to the meeting.

Section 2. Special Meetings. The President shall have the power to call a special meeting of the Board or the Voting Members at any time and must call a meeting when requested in writing to do so by one-third or more of the members of the Board. The Secretary shall provide written notice of such meetings to each Director at least three weeks prior to the meeting.

Section 3. Quorum. At all meetings of the Voting Members and the Board of Directors one-third of its members shall constitute a quorum. In the event that a quorum shall not be present at an annual meeting such meeting shall be adjourned by the chair to a future date, notice of which shall be given to all Voting Members or Board members by the Secretary.

Section 4. Open Meetings. The Executive Committee may exclude from the annual meeting, or any regular or special meeting, any persons who are not Directors, Voting Members or Officers of the Federation.

Section 5. Proxies. Proxies at meetings of the Voting Members or the Board of Directors, the Executive Committee, and committees are not permitted.

Section 6. Extraordinary Circumstances Participation. Under extraordinary circumstances, as determined in their absolute discretion by the unanimous agreement of the 3 National Officers, members of the Board of Directors may participate in the Annual Meeting or Mid-Year Meeting of the Board by means of a conference telephone or similar communications equipment which allows all persons participating in the meeting to hear each other at the same time. Any member of the Board may participate in a special meeting of the Board by conference telephone or similar communications equipment which allows all persons participating in the meeting to hear each other at the same time. Participation by such means shall constitute presence in person at a meeting.

Section 7. Agenda. Not less than fourteen (14) days prior to any meeting of the Board of Directors or Voting Members, the Secretary shall cause to be mailed to the Directors or Voting Members an agenda of matters proposed to be considered at such meeting. In order for the Board of Directors or Voting Members to take action on a specific matter at a particular meeting, the agenda for such meeting must describe the matter with sufficient particularity and be accompanied by sufficient supporting materials (to the extent then available) as to afford the Directors or Voting Members reasonable notice that it will be offered for consideration. Notwithstanding the foregoing, a specific matter not referred to in the agenda for the meeting of the Board of Directors or Voting Members may be considered and acted upon by the Board if (a) a supplement to the agenda, describing such matter in the same terms as provided above, has been sent by mailgram, facsimile transmission or email to the members thereof, not less than seventy-two (72) hours prior to the meeting in question; and (b) two-thirds (2/3) of the members present and voting at the meeting, vote to consider the matter. When not covered by the Agenda or the Agenda Supplement, New Business at a Board of Directors or Voting Members Meeting shall require the consent of eighty (80%) percent of the members present and voting at the meeting to consider the matter.

Section 8. Election of National Officers, Directors-at-Large and Executive Committee Members. The election of National Officers, Directors-at-Large and Executive Committee members, which are to be elected by the Board, shall be conducted after the Nominating Committee's nominations for those positions have been received and accepted by the Board and after any other nominations for those positions, if any, have been made by members from the floor. At the close of all nominations for all positions that are to be elected at that particular meeting, the election of those particular positions shall then occur.

In the event of more than one person being nominated for a particular National Officer, Director-at-Large or an Executive Committee position which is elected by the Board, then the election for that multi-candidate position shall be by secret ballot in which each board member would be entitled to cast one vote for one of the nominees for each multi-

candidate position. A candidate must receive a majority of the votes cast in order to be elected. (A majority would be more than 50% of the total votes cast in that election.) In the event no candidate receives a majority of the votes cast, and there are more than two candidates, the candidate receiving the fewest votes will be removed from the nominations and the remaining candidates will be voted on again by secret ballot. This process shall continue until there are no fewer than two candidates and until one of those candidates ultimately obtains a majority of the votes cast to be elected.

In the event there is only one person nominated for a particular position, then the candidate nominated by the Nominating Committee shall be voted upon by voice vote. In the event that the Nominating Committee's nominee is voted on and does not receive a majority of the votes, then the floor would be opened for additional nominees for that position.

Bylaw 306 – Mid-Year and Annual Meetings

Section 1. Mid-Year Meeting. The Mid-Year Meeting of the Federation's Voting Members and Board of Directors shall be in each year on such day or days and at such time and place as the Board of Directors or the Executive Committee may designate. The Secretary must give at least three weeks notice of such meeting to all Voting Members and Directors. Beginning in 2004 and every fourth year thereafter the order of proceedings shall provide for receiving the nomination(s) of the Nominating Committee for the office of President as previously disclosed by the Nominating Committee in accordance with Bylaw 502. Additional nominations, if any, shall be received from members of the Board. Following the election of the President at this meeting, the individual elected shall be designated President-Elect until convening the second meeting of the Board at the Annual Meeting at which time the President-Elect shall assume the office of President. The President-Elect shall attend meetings of the Federation but shall have no vote as President-Elect, except as he or she is otherwise entitled to vote as a member of the Board.

- (a) Proposals to change mileage rule or rules must be submitted by April 1 for consideration by the Board of Directors at its mid-year meeting. Any such amendments will have an effective date of December 1 of the following calendar year.

Section 2. Annual Meeting. The Annual Meeting of the Federation's Voting Members and Board of Directors shall be in each year on such day or days and at such time and place as the Board of Directors or the Executive Committee may designate. The Secretary must give at least three weeks' notice of such meeting to all Voting Members.

Section 3. Order of Proceedings at Annual Meetings. The order of proceedings at annual meetings shall be as follows:

- (a) The first meeting shall be a meeting of the Voting Members of the Federation (being the "Seated" Board of Directors) for closing out its business and for receiving the nominations of the Nominating Committee as previously disclosed by the Nominating Committee in accordance with Bylaw 502 and the election of the Secretary and Treasurer, if applicable, and for the election of At-Large Directors, if any. Immediately following this meeting, the second meeting shall be called and shall be the first meeting of the newly elected Board.
- (b) Upon convening of the second meeting, the Board shall caucus to make the annual designation of members to the Working Groups in accordance with Bylaw 311 and giving due consideration to the preference of the individual directors and their respective expertise. Each Working Group shall then caucus to select its chairman who shall serve on the Executive Committee. Once those working groups have been populated the Board will receive the nominations of the Nominating Committee for the three additional Directors to serve on the Executive Committee, additional nominations if any, shall be received from the members of the Board for receiving the report of the Nominating Committee as to proportional representation for the

- National Affiliates for the ensuing year; receiving the report of the Treasurer; as well as any additional items as may properly come before the Board of Directors.
- (c) The third meeting shall be a second meeting of the newly elected Board of Directors, for the election of the Executive Committee and consideration of rule changes and receipt of Committee reports. At the annual meetings, the Board of Directors shall entertain such additional business as may properly come before it.

Bylaw 307 – Vacancies and Removal

Section 1. Vacancies. A Board vacancy may be caused by the death, incapacity, resignation or removal for cause of a director. If a vacancy occurs an individual shall be elected or appointed to serve the remainder of the term of such director position in the manner specified for that position under Bylaw 303.

Section 2. Removal. Any director, whose removal for cause is sought shall first be afforded an opportunity for a hearing conducted in accordance with the provisions of Bylaw 701. Removal for failure to pay dues shall not be deemed removal for “cause” and shall occur as provided in Bylaw 205. Notwithstanding any provision in these bylaws to the contrary, if any organization having proportional or direct representation on the Board fails to affiliate and pay required fees as an Affiliated Association of the Federation and be subject to all responsibilities and privileges of affiliation, such failure shall constitute cause for the removal of the Directors then serving on the the Federation Board representing such association or corporation and for the suspension of the election of any new Directors to such positions. If a Director other than an Athlete Director misses two consecutive Annual Meetings of the Board for any reason, the Director and the President shall be so advised in writing by the Recording Secretary of the Board. If an Athlete Director misses three consecutive meetings of the Board of Directors for any reason, the Athlete Director and the Chairman of the AAC shall be so advised in writing by the Recording Secretary of the Board, and the AAC Chairman in turn shall notify in writing the Secretary of the Corporation that said Athlete Director’s seat shall be deemed vacant. The Chairman of the AAC shall also inform in writing the Eligible Athlete who continues to meet USOC Requirements in the discipline where the vacancy occurs who received the next highest vote total in that Athlete Director’s election and who accepts such position that he or she shall complete the remainder of the term of such Athlete Director position and until his or her successor is elected. Any Director other than an Athlete Director who misses two consecutive Annual Meetings without being excused in advance by the President may be removed by the Executive Committee. For the purposes of the foregoing the meetings held during the annual meeting shall be counted as one meeting and shall be considered missed only if all are missed.

Subpart B – Working Groups

Bylaw 311 – Working Groups

Section 1. To operate efficiently and to maximize the expertise of the various board members, the Board shall have four working groups: Administration and Finance, FEI Affiliates, High Performance, and National Affiliates. The President, Secretary and Treasurer shall be ex officio, non-voting members of each Working Group. Working Group designations shall occur annually at the Annual Meeting as provided in Bylaw 306. A Director may participate in the discussions of each Working Group but may only vote in the Working Group to which he or she has been officially designated.

Section 2. The Working Groups shall be as follows:

- (1) the Administration and Finance Working Group (10 Directors) shall be composed of two Athlete Directors, the USET Foundation representative, USA Equestrian Trust representative, three National Affiliate Directors, one

- FEI Affiliates Director, and two At-Large Directors, at least one of whom must have international experience as defined in Bylaw 331. The USET Foundation representative and the USA Equestrian Trust representative shall not be eligible to serve as the chairman of the Working Group;
- (2) the FEI Affiliates Working Group (13 Directors) shall be composed of three Athlete Directors, seven FEI Affiliates Director, two National Affiliate Directors and one At-Large Director;
 - (3) the High Performance Working Group (13 Directors) shall be composed of four Athlete Directors, seven High Performance Discipline Directors, plus two At-Large directors, each of whom must have international experience as defined in Bylaw 331; and,
 - (4) the National Affiliates Working Group (15 Directors) shall be composed of three Athlete Directors and twelve National Affiliates Directors.

Section 3. Each year immediately after the Working Groups have been constituted, each Working Group shall meet to elect a Chairman who, for that year, shall act as chairman of the Working Group, serve as its representative to the Executive Committee, and as an officer of the Federation. The Chairman of the Administration and Finance Working Group shall also be known as the Vice President –Administration and Finance. The Chairman of the FEI Affiliates Working Group shall also be known as the Vice President – FEI Affiliates. The Chairman of the High Performance Working Group shall also be known as the Vice President –High Performance. The Chairman of the National Affiliates Working Group shall also be known as the Vice President –National Affiliates.

Section 4. The Working Groups shall meet at each regularly scheduled meeting of the Board of Directors. The Working Groups shall also meet upon a written request made by the Chairman or one-third of the members of the respective Working Group, or upon written request to the CEO by the President or made to the CEO by a majority of the members of the Executive Committee. A meeting shall be held after notice to all members of the Working Group with a copy to all members of the Board of Directors. A copy of the proposed agenda for each Working Group shall be provided to the Board of Directors prior to each Working Group meeting. Any member of a Working Group may participate in a meeting of the Group by conference telephone call or similar communications equipment allowing all members participating in the meeting to hear each other at the same time. Participation by such means shall be deemed presence in person at the meeting.

Bylaw 312 – General Duties and Responsibilities

The President shall assign each Working Group specific matters within their respective expertise to consider and make a recommendation to the Board of Directors. Each Working Group shall be responsible for proposing an annual budget for the activities within its respective area of expertise as set forth in Bylaw 611. The Working Groups may further consider any policies or programs within their respective areas of expertise and make such recommendations to the Board as the Working Group finds appropriate. The Board then shall consider the Working Group's recommendations and take whatever action the Board considers appropriate.

Subpart C – Executive Committee

Bylaw 321 – General Authority and Responsibilities

The Federation shall have an Executive Committee. The Executive Committee shall act between meetings of the Board of Directors or as otherwise provided in these bylaws and when acting in such capacity shall have the same authority as the Board of Directors and be subject to the same limitations as the Board of Directors and such other limitations as imposed by New York Not-for-Profit Corporation Law.

Bylaw 322 – Composition

The Executive Committee is annually composed of the following fifteen individuals from the Board of Directors:

- (1) the President.
- (2) the Secretary.
- (3) the Treasurer.
- (4) the Vice President – Administration.
- (5) the Vice President – FEI Affiliates.
- (6) the Vice President – High Performance.
- (7) the Vice President – National Affiliates.
- (8) three Athletes (or such greater number as needed to provide at least 20% Athlete representation on the Executive Committee), one from each Olympic discipline, including the USOC/AAC representative, elected as provided by Bylaw 411 and Bylaw 421.
- (9) the USA Equestrian Trust representative to the Board of Directors.
- (10) the USET Foundation representative to the Board of Directors.
- (11) three additional members from the Board of Directors elected as provided by Bylaw 323.

Bylaw 323 – Election of Additional Executive Committee Members

The additional members of the Executive Committee shall be elected by the Board of Directors to a one-year term at each annual meeting. At the second meeting (the first meeting of the newly elected Board of the Federation), the Nominating Committee shall nominate three individuals to serve as these additional members of the Executive Committee. At the meeting, additional nominations for the Executive Committee, if any, shall be accepted from members of the Board. In making its nomination, the Nominating Committee shall consider the special expertise of the various Directors and how the nominated individuals add to the diversity of the Executive Committee.

Bylaw 324 – Meetings

Section 1. The Executive Committee shall meet at least 10 times per year, two of which shall be immediately prior to the regular Board of Director meetings. The Executive Committee shall meet upon a written request made to the CEO by the President or made to the CEO by a majority of the members of the Executive Committee. A meeting shall be held after notice to all members of the Executive Committee with a copy to the Board of Directors. Any member of the Executive Committee may participate in a meeting of the Committee by conference telephone call or similar communications equipment allowing all members participating in the meeting to hear each other at the same time. Participation by such means shall be deemed presence in person at the meeting. Eight members of the Executive Committee shall constitute a quorum.

Section 2. The adopted minutes of each Executive Committee meeting (except those of executive sessions) shall be published to the membership in a timely manner to keep them fully informed of developments of the Federation.

Subpart D – Officers

Bylaw 331 – Officers

Section 1. The Officers of the Federation shall be a President, a Secretary, a Treasurer, a Vice President – Administration, a Vice President FEI Affiliates, a Vice President – High Performance, and Vice President – National Affiliates. The President, Secretary and Treasurer shall also be known, and sometimes referred to herein, as the “National Officers.” All Officers must be members of the Board of Directors and shall be elected as set forth in section 2 below. All Officers shall hold office until their successors are duly chosen. No person at any time may hold more than one office of *the Federation*, unless otherwise provided herein. *BOD 1/14/10 Effective immediately*

Section 2.

- (a) The Board of Directors shall elect the President, Secretary and Treasurer from the Board of Directors as set forth in section 3 below.
- (b) To be eligible to serve as President an individual must have international experience. For purposes of these bylaws, “international experience” shall mean an individual who has sustained, verifiable experience with one or more of the FEI recognized disciplines at FEI competitions as: competitor, trainer, owner, competition organizer, licensed official, selector, Chef d’Equipe, team leader or veterinarian.
- (c) When a Director is elected a National Officer, he or she shall vacate his or her existing Director position and shall commence the term of the officer position to which he or she was elected. The director position vacated by that individual then shall be filled in accordance with the standard procedures for selecting that director position for the remainder of the unexpired term for that director position.
- (d) The Working Group Chairman/Vice Presidents shall be elected to serve a 1-year term as provided in Bylaw 311.

Section 3. The terms of officers are as follows:

- (1) the President: 4-year terms, beginning in 2005. *[NOTE: The president is elected at the Mid-Year meeting prior to taking office at the Annual Meeting.]*
- (2) the Secretary: a 2-year term being elected in 2005 and 4-year terms beginning in 2007.
- (3) the Treasurer: a 2-year term being elected in 2005 and 4-year terms beginning in 2007.
- (4) the 4 Vice Presidents: a 1-year term elected in 2005, elected annually thereafter.

Section 4. Term Limits for Officers are set forth in Bylaw 302.

Bylaw 332 – Responsibilities of Officers

Section 1. President.

- (a) The President shall be the chairman and preside at all meetings of the Board of Directors and the Executive Committee and shall be an ex officio member of each Working Group and all committees and task forces, except the Nominating Committee, the Athlete Nominating Committee, the Athletes’ Advisory Committee, High Performance Eligible Athlete committees, and the Certification Committee. The President may at any time call a meeting of the Voting Members, the Board of Directors, the Executive Committee or Working Groups and shall do so at the request of the appropriate number of Directors as set forth in these bylaws. The President shall appoint a recording Secretary.

- (b) The President shall serve as the Federation's representative to the FEI, or if unable to attend an FEI function, the President shall appoint a designee, who must have international experience, to represent the Federation at such function. The President, or the President's designee, shall serve as the the Federation's Board representative to the USOC. Any such designee must have international experience and must be approved by the Executive Committee. A designee so appointed, if not a Director, shall be a non-voting member of the Federation's Board of Directors.
- (c) The President, or Chief Executive Officer shall sign all contracts and obligations and perform such other duties as may be assigned to the President by the Board of Directors.
- (d) The President shall recommend a Chief Executive Officer to the Executive Committee for its approval. The President shall negotiate the terms and conditions of employment for the CEO and recommend such terms to the Compensation and Human Resources Committee and Executive Committee for its approval. The President shall be the liaison between the Board of Directors and the CEO and responsible for the CEO's implementation of the Board of Director's policies and directives and the CEO's overall management of the organization. The President shall report at least once annually to the Executive Committee on the performance of the Federation's CEO. The President shall submit any recommendations for change in the terms and conditions of the employment of the CEO to the Federation's Compensation and Human Resources Committee for its review and recommendation to the Executive Committee.
- (e) The President, or the Secretary if the President is unavailable, or the Treasurer if they both are unavailable, upon consultation with the applicable Vice Presidents, may make modification in the application of the Rules under special circumstances and shall report any such modification granted to the Executive Committee at its next meeting.
- (f) Subject to USOC Athlete Representation Requirements, including when applicable, requirements for the direct election of athlete representatives, the President shall appoint all ad hoc committee members, task forces, and such standing and special committee members as are specified in these bylaws. The President shall appoint those athletes as athlete representatives pursuant to USOC Requirements to committees other than Designated Committees that the Athletes' Advisory Committee name to serve on such Committees. Except as otherwise provided herein, a committee vacancy shall be filled by Presidential appointment in accordance with the same procedures applicable to the initial appointment to such committee where the vacancy occurs. The President shall nominate Eligible Athletes to stand for election to the athlete representative positions on the Hearing Committee, but such nominees shall be subject to the approval of the Athlete Nominating Committee. (See Bylaw 431.)

Section 2. Secretary. The Secretary shall give notice of all meetings of the Voting Members and of the Board of Directors. The Secretary shall be custodian of the seal of the Federation, shall notify all Recognized Competitions of the suspension of any person and the period thereof and shall perform such other duties as may be from time to time assigned to the Secretary by the Board or are assigned to the Secretary in the Bylaws and Rules. The Secretary shall be an ex officio member of each Working Group.

Section 3. Treasurer. The Treasurer shall oversee all funds and accounts of the Federation maintained under the direction of the CEO. The Treasurer shall oversee the keeping of proper books of account, showing the disposition of all funds of the Federation, and shall make a full report in writing covering the financial condition of the Federation at each annual meeting of the Federation and at such other times as requested by the Board of Directors. The Treasurer, with the approval of the Audit Committee, may cause independent auditors to investigate any financial matters of the Federation. The Treasurer shall be an ex officio member of each Working Group.

Section 4. Vice President – Administration and Finance. The Vice President – Administration and Finance shall be a member of the Executive Committee, the Chairman of the Administration and Finance Working Group and shall perform such other duties as directed by the President or the Board of Directors.

Section 5. Vice President – FEI Affiliates. The Vice President – FEI Affiliates shall be a member of the Executive Committee, the Chairman of the FEI Affiliates Working Group and shall perform such other duties as directed by the President or the Board of Directors.

Section 6. Vice President – High Performance. The Vice President – High Performance shall be a member of the Executive Committee, the Chairman of the High Performance Working Group and shall perform such other duties as directed by the President or the Board of Directors.

Section 7. Vice President – National Affiliates. The Vice President – National Affiliates shall be a member of the Executive Committee, the Chairman of the National Affiliates Working Group and shall perform such other duties as directed by the President or the Board of Directors.

Bylaw 333 – Vacancies and Removal

Section 1. An officer vacancy may be caused by the death, incapacity, resignation or removal for cause of an officer. If a vacancy of the presidency occurs, then as soon as practicable after the occurrence of that vacancy, the Nominating Committee shall nominate a Director as a replacement for the President for election by a majority vote of the members present at the next meeting of Board of Directors, or at a special meeting of the Board if the next meeting is not within 60 days. At the meeting, additional nominations for President, if any, shall be accepted from members of the Board. The Secretary shall serve as Acting President and the Treasurer shall serve as Acting Secretary and Treasurer until a new president is elected.

Section 2. If a National Officer vacancy, other than the presidency, occurs, then as soon as practicable after the vacancy occurs, the Nominating Committee shall nominate a replacement for election by a majority vote of the members present in person at the next meeting of the Voting Members or by a majority vote of the members present at the next Board meeting. At the meeting, additional nominations for the National Officer vacancy, if any, shall be accepted from members of the Board. A director elected to fill a National Officer position shall hold office for the remainder of the term for that Officer position and the remainder of the term of that director's position shall be filled in the same manner that the director elected to the Officer position had been selected.

Section 3. If a Vice President vacancy occurs, the Working Group shall elect a new Chairman/Vice President as provided in Bylaw 311.

Subpart E – General Provisions Applicable to Officers and Directors

Bylaw 341 – Indemnification of Officers and Directors

If any officer or director of the Federation is made a party to any civil or criminal action, suit or proceeding in any matter arising from the performance of his or her duties for or on behalf of Federation, then, to the full extent permitted by law including applicable provisions of the New York Not-For-Profit Corporation Law as in effect from time to time, the Federation shall indemnify the director or officer for all amounts paid by him or her in connection with the action, suit, or proceeding, including any judgments, fines, amounts paid in settlement and reasonable expenses, including attorney's fees, or in connection with any appeals. This provision shall apply to both derivative and nonderivative actions to the extent permissible by law, and shall include an action by or in the right of any other corporation of any type or kind, domestic or foreign, or any partnership, joint venture, trust,

employee benefit plan or other enterprise, which any director or officer of the Federation served in any capacity at the request of the Federation, by reason of the fact that he or she, his or her testator or intestate, was a director or officer of the Federation, or served such other corporation, partnership, joint venture, trust, employee benefit plan or other enterprise in any capacity. Notwithstanding any other provision of these bylaws, the Federation shall neither indemnify any person nor purchase any insurance in any manner or to any extent that would jeopardize or be inconsistent with the qualification of the Federation as an organization described in section 501(c)(3) of the Internal Revenue Code, or that would result in the imposition of any liability under either section 4941 or section 4958 of the Internal Revenue Code.

Bylaw 342 – General Standards of Conduct for Directors and Officers

Section 1. Discharge of Duties. Each Director shall discharge the Director's duties as a Director, including the Director's duties as a member of a committee of the Board, and each officer with discretionary authority shall discharge the officer's duties under that authority (i) in good faith; (ii) with the care an ordinarily prudent person in a like position would exercise under similar circumstances; and (iii) in a manner the Director or officer reasonably believes to be in the best interests of the Federation.

Section 2. Reliance on Information, Reports, etc. In discharging duties, a Director or officer is entitled to rely on information, opinions, reports or statements, including financial statements and other financial data, if prepared or presented by: (i) one or more officers or employees of the Federation whom the Director or officer reasonably believes to be reliable and competent in the matters presented; (ii) legal counsel, a public accountant or another person as to matters the Director or officer reasonably believes are within such person's professional or expert competence; or (iii) in the case of a Director, a committee of the Board of Directors of which the Director is not a member if the Director reasonably believes the committee merits confidence. A Director or officer is not acting in good faith if the Director or officer has a knowledge concerning the matter in question that makes reliance otherwise permitted by this Bylaw 342 unwarranted.

Section 3. Liability to Federation or Its Members. A Director or officer shall not be liable as such to the Federation or its members for any action taken or omitted to be taken as a Director or officer, as the case may be, if, in connection with such action or omission, the Director or officer performed the duties of the position in compliance with this Bylaw 342.

Bylaw 343 – Conflict and Duality of Interest

Section 1. Generally. If any officer, Director or member of any other committee has a financial interest in any contract or transaction involving the Federation, such individual shall not participate in the evaluation or approval of such contract or transaction unless the material facts of the relationship or interest are disclosed or known to the other officers, Directors, or other committee members, but he or she shall be counted in determining the quorum for the meeting relating to the matter. If such disclosure is made, the contracts or transaction shall not be voidable if the officers, Directors, or committee members in good faith authorized the contracts or transaction by the affirmative vote of the majority of the disinterested officers, Directors, or committee members and the contract or transaction is fair to the Federation at the time it is authorized.

Section 2. Duality of Interest. Any duality of interest on the part of any Director shall be disclosed to the Board of Directors, and made a matter of record through an annual procedure and also when the interest becomes a matter of Board action. Any Director having a duality of interest shall not vote or use his or her personal influence on the matter, but he or she shall be counted in determining the quorum for the meeting relating to the matter for which the duality exists. The minutes of the meeting shall reflect that a disclosure was made, the Director abstained from voting, and a quorum was present with the inclusion of the affected Director. Any new Director will be advised of this policy upon entering the

duties of his or her office.

Section 3. Conflict of Interest Policy. The Board of Directors shall adopt a Conflict of Interest Policy including minimizing conflict of interest situations regarding the selection of athletes, horses, coaches, trainers, managers, administrators, veterinarians, officials and others for competitions.

Bylaw 344 – Liability of Directors for Unlawful Distributions

Section 1. Liability of Corporation. A Director who votes for or assents to a distribution made in violation of the New York Not-for-Profit Corporation Law (NPCL) or the articles of incorporation of the Federation shall be personally liable to the Federation for the amount of the distribution that exceeds what could have been distributed without violating the NPCL or the articles of incorporation if it is established that the Director did not perform the Director's duties in compliance with the general standards of conduct for Directors set forth in Bylaw 342 of this Subpart.

Section 2. Contribution. A Director who is liable under this Bylaw 344 for an unlawful distribution is entitled to contribution: (i) from every other Director who could be liable under this Bylaw 344 for the unlawful distribution; and (ii) from each person who accepted the distribution knowing the distribution was made in violation of the NPCL or the articles of incorporation, to the extent the distribution to that person exceeds what could have been distributed to that person without violating the NPCL or the articles of incorporation.

Bylaw 345 – Loans to or from Directors and Officers Prohibited

No loans shall be made by the Federation to any of its Directors or to the Federation from any one or more of its Directors. Any Director or officer who assents to or participates in the making of any such loan shall be liable to the Federation for the amount of such loan until the repayment thereof.

PART IV – ATHLETES

Subpart A – Athlete Members and Eligible Athletes

Bylaw 401 – Athlete Members and Eligible Athletes

For purposes of seating athletes on Federation Committees set forth in the Bylaws, athletes must meet one of the definitions set forth as follows:

1. In order to be an Olympic discipline athlete who is eligible to serve on the committees outlined in USEF Bylaws 411, 421, 431, 432, 502, and 503.1, said athlete must be a USEF Senior Active Member and must meet all requirements outlined in USOC Bylaw Section 8.8.
2. In order to be an athlete who is eligible to serve on the non-FEI Breed/Discipline Committees, as outlined in USEF Bylaws 503.1 and 503.2, said athlete must be a USEF Senior Active Member and have competed at the top of his/her breed or discipline within the preceding ten (10) years.
3. In order to be an athlete from the FEI disciplines that are not on the program of the Olympic Games or the Paralympic Games and be eligible to serve on the committees outlined in USEF Bylaws 411, 421, 431, 432, 502, and 503.1, said athlete must be a USEF Active Senior Member and with the ten (10) years preceding the election or appointment must have represented the United States in a World Championship recognized by the FEI for which a competitive selection process was administered by the Federation or within the two (2) years preceding the election or appointment has demonstrated that he/she is

actively engaged in athletic competition by finishing in the top half of the Federation-sanctioned National Championship or team selection competition for the World Championship recognized by the FEI.

4. In order to be a Paralympic discipline athlete and be eligible to serve on committees outlined in USEF Bylaws 411, 421,431, 432, 502, and 503.1, said athlete must be a USEF Senior Active Member and within the ten (10) years preceding the election or appointment has represented the United States in the Paralympic Games or a World Championship in events on the Paralympic Games program.

Subpart B – Athlete Representation on the Board of Directors and Committees

Bylaw 411 – Athlete Representation on the Board of Directors, Executive Committee and Designated Committees

Section 1. There shall be at least 20% Athlete Member representation on the Federation's Board of Directors, Executive Committee, and on any committees which are "Designated Committees" as defined in Section 8.8.1 of the United States Olympic Committee Bylaws. Those Athlete Members serving on the Federation's Board of Directors, Executive Committee, and Designated Committees shall meet the standards detailed in Section 8.8.2 of the United States Olympic Committee Bylaws.

Section 2. Vacancies. If an Athlete Director vacancy occurs before the end of his or her term, the Eligible Athlete who continues to meet USOC Requirements in the discipline where the vacancy occurs who received the next highest vote total and who was not elected in the last election shall complete the remainder of the term of such Athlete Director position and until his or her successor is elected.

Section 3 Attendance. If an Athlete Director misses three consecutive meetings of the Board for any reason, or if an Athlete Director who is a member of the Executive Committee misses three consecutive meetings of the Executive Committee for any reason, the Athlete Director and the Chairman of the AAC shall be so advised in writing by the Recording Secretary of the Board, and the AAC Chairman in turn shall notify in writing the Secretary of the Corporation that said Athlete Director's seat shall be deemed to have been vacated and the provisions of Section 2 of this Bylaw shall apply. For the purposes of the foregoing, the meetings held during the annual meeting shall be counted as one meeting and shall be considered missed only if all are missed.

Bylaw 412 — Athlete Representation on Other Committees

There shall be at least 20% Athlete member representation on the Federation's committees, and Athlete members serving on said committees shall meet the definitions set forth in USEF Bylaw 401.

Bylaw 413 — Athlete Elections and Appointments

Section 1. All elections regarding, and appointments to, Designated Committees and other Committees shall at all times and in all respects be conducted in accordance with applicable USOC Requirements, with all elections and appointments being conducted pursuant to the guidance and direction of the Officers, subject at all times to the supervision, control and oversight of the Executive Committee to ensure that USOC Requirements are met. As to appointments to other Committees which are not Designated Committees, the President shall appoint those athletes in accordance with USEF Bylaw 501.2.

Section 2. The procedures for electing Athletes shall be determined by the Athletes' Advisory Committee of the Federation, in accordance with USOC Guidelines, as

approved by the Executive Committee. The Chief Executive Officer and the National Office shall assist the AAC in conducting the election of Athletes to serve on the Board of Directors, Executive Committee and other Designated Committees.

Section 3.

(a) The National Office of the Federation will develop and maintain mailing and email lists, complete and up to date as practical, of all Eligible Athletes and will compile a report regarding the upcoming election listing the vacancies which will be occurring in Athlete Directorships and in Athlete Committee positions requiring direct election by Eligible Athletes (other than the Hearing Committee) which will be filled at the ensuing annual meeting. In accordance with the timetable, the National Office of the Federation will send copies of the report, the mailing lists and email lists to each member of the ANC and will send copies of report to all Athletes together with a response form asking each Athlete if he or she wishes to nominate one or more Eligible Athletes to fill such vacancies. The discipline affiliation of each Athlete Director whose term is expiring shall be specified in the report and reflected in the ballots so that following the election the total number of Athlete Directors serving on the Board is in accordance with Bylaw 303. The ANC shall nominate at least two candidates willing to serve for each vacancy occurring in Athlete Directorships representing the respective disciplines that are on the equestrian programs in the Olympic, Paralympic, or Pan American Games or the FEI. The ANC's nominations must include Eligible Athletes who are willing to serve and who were nominated by Athletes via the response forms. A candidate representing a discipline must compete or have competed in such discipline. The President shall nominate at least two candidates willing to serve for each Athlete vacancy on the Hearing Committee. The list of Eligible Athletes nominated by the President to stand for election to the athlete representative positions on the Hearing Committee must be submitted to the ANC for approval. If the ANC rejects one or more of the President's nominees, then the President must submit additional nominees, as needed, to the ANC for approval. This process shall continue until a complete slate of Presidential nominees is approved by the ANC. The nominations by the ANC and the President, as the case may be, and the balloting procedures must ensure that after the election all USOC Requirements will be met. Pursuant to the timetable adopted by the Executive Committee, the list of the nominees of the President and the ANC shall be delivered to the National Office of the Federation, and the National Office of the Federation shall mail and/or email the following two options (bearing the National Office return address) to the last known mailing and/or email address of each Eligible Athlete on its list who is eligible to vote:

(b) Mail-in ballots:

- (i) A ballot in a plain unmarked sealable inside envelope for protecting the confidentiality of the vote;
- (ii) A list of Athletes who have been nominated by the ANC to stand for election as an Athlete Director (which shall identify the discipline represented), and a list of those Athletes who have been nominated by the President to stand for election as a member of the Hearing Committee;
- (iii) A biographical statement if submitted by a candidate; and
- (iv) A return envelope addressed to the National Office which will have a space in the upper left-hand corner for the typed or printed name and return address of the member which shall have the word "ballot" appearing on its face.

(c) Online balloting:

- (i) Go to www.usef.org and click the link on the homepage (Sign In link - bottom right hand side of screen)
- (ii) Log in using your Authorized Users Account (AUA) username and password. If you do not have an AUA, you must create an account.
- (iii) Make your selections and submit.

(d) The National Office shall mail the same material to any Eligible Athlete who has not received his or her ballot by mail or email and who requests same. All ballots which are properly marked and which are received in envelopes from Eligible Athletes by the National Office prior to the close of business on the day named for the election shall have the date and time of receipt noted thereon and shall be checked against the list of Eligible Athletes and shall be counted by the administrative staff of the National Office. The

Executive Committee may extend the election day if in its discretion it is deemed advisable. Not more than one ballot per Eligible Athlete shall be counted. An Election Committee appointed by the ANC and any candidate may attend the opening and counting of the ballots by the National Office. In the event of a tie for a position of Athlete Director, the Federation will circulate the names of the individuals involved in the tie to the Athletes eligible to vote and ask them to vote for one individual. This process will be repeated until the tie is broken. Pursuant to the timetable adopted by the Executive Committee, the National Office shall forward copies of the Report of Responses and, if requested, copies of the returned Ballots to the Nominating Committee which shall each year nominate Athletes from the names listed on the Ballots for the respective discipline vacancy or vacancies based upon the highest number of votes cast subject to USOC Requirements.

BOD 1/18/09 Effective 12/1/09

Subpart C – Athlete Representation on USOC Athletes’ Advisory Council

Bylaw 421 – Athlete Representation on USOC Athletes’ Advisory Council

Section 1. Following the conclusion of the summer Olympic Games, an athlete representative and alternate shall be elected to represent equestrian sport on the USOC’s Athletes’ Advisory Council for the next Quadrennial period. The Athlete selected as the USOC AAC representative also shall serve on the Federation’s Board of Directors and Executive Committee and shall be a member of the High Performance Working Group.

Section 2. The following procedures shall be followed to elect the equestrian representative and alternate to the USOC’s Athletes’ Advisory Council:

(a) The Federation will contact all of the Federation’s Eligible Athlete Members pursuant to Section 14 of the USOC Bylaws, for membership in the USOC’s Athletes’ Advisory Council, by letter signed by the President requesting their participation in the election of the equestrian representative to the USOC’s Athletes’ Advisory Council.

(b) The names of all such Eligible Athlete Members who have indicated a willingness to serve as the equestrian representative to the USOC’s Athletes’ Advisory Council will be placed on a ballot. The Federation will circulate this ballot to all of the Eligible Athlete Members and request that they vote for one individual to represent them on the USOC’s Athletes’ Advisory Council and to serve on the Federation’s Board of Directors and Executive Committee.

(c) The individual who receives the most votes will become the equestrian representative to the USOC’s Athletes’ Advisory Council. The individual of the gender opposite of the individual elected as the equestrian representative to the Council who receives the most votes will become the alternate equestrian representative to the USOC’s Athletes’ Advisory Council. This individual shall also serve as an alternate to the Federation’s Athlete Directors in accordance with Section 703 of New York Not-for-Profit Corporation Law, if not otherwise a Director.

(d) In the event of a tie for the position of the equestrian representative to the USOC’s Athletes’ Advisory Council, the Federation will circulate the names of the individuals involved in the tie to the Eligible Athlete Members and ask them to vote for one individual. This process will be repeated until the tie is broken.

(e) The Federation’s President will send a letter to the president of the USOC informing him/her of the outcome of the election. The Federation’s President will also send a letter to all athletes as hereinabove defined informing them of the outcome of the election.

Subpart D – Athlete Committees

Bylaw 431 – Athlete Nominating Committee

The Athlete Directors of the Federation shall annually comprise the Athlete Nominating Committee (“ANC”). The greater of three or one-third of the Athlete Nominating Committee shall constitute a quorum. It shall be the duty of this committee:

- (1) to nominate Eligible Athletes for election to the Athlete Director

- vacancies in the positions of the respective disciplines that are on the equestrian programs of the FEI;
- (2) to nominate Eligible Athletes for election to the Athlete positions on the Budget and Finance Committee, and the Audit Committee; (for election of Athletes to the Nominating Committee, see Bylaw 502, Section 19(a)).
 - (3) to nominate Athlete Directors for election to the Athlete positions on the Executive Committee of the Federation;
 - (4) to nominate Athletes for any other position within the Federation that requires direct election by Athletes pursuant to USOC Requirements. In each case the ANC must nominate Eligible Athletes nominated via the Athlete response forms as provided in Bylaw 413. It shall also be the duty of this committee to approve or reject the President's nominees to stand for election to the athlete representative positions on the Hearing Committee until a complete slate is approved.

Bylaw 432 - Athletes' Advisory Committee

There shall be an Athletes' Advisory Committee ("AAC") including a Chairman and Vice Chairman of up to twenty-eight (28) Athletes composed annually as follows: the Committee shall consist of the Athlete Directors, the Chairman and Vice-chairman of each of the Eligible Athlete High Performance Discipline Committee, (Exception: Driving, see Bylaw 504 Section 3(d)) plus the USOC Athletes' Advisory Council representative and alternate serving ex officio. A Chairman and Vice-Chairman of the Athletes' Advisory Committee shall be elected for the calendar year from its membership. The Vice Chairman shall serve in the place and stead of the Chairman when the Chairman is unavailable and shall otherwise assist the Chairman in the work of the Committee. The Committee will convene as needed to discuss matters of interest to equestrian athletes and to make recommendations to the Board of Directors for improvements in any phase of equestrian sport. The Athletes' Advisory Committee shall select and name eligible athletes pursuant to Bylaw 501.2. Eight (8) members of the Athletes' Advisory Committee shall constitute a quorum.

Subpart E – Athlete Drug Testing

Bylaw 441 – Athlete Drug Testing

Section 1. The Federation is committed to the eradication of illegal doping in sport and shall comply with the procedures pertaining to drug testing and adjudication of related doping offenses of the independent anti-doping organization designated by the USOC to conduct drug testing.

Section 2. In accordance with the rules of the FEI and the World Anti-Doping Agency (WADA), Federation members shall comply with in-competition, no advance notice (NAN), and other out-of-competition drug testing conducted by the FEI, WADA, U.S. Anti-Doping Agency (USADA) or by a WADA-authorized or USADA-authorized organization at anytime without advanced notice. Failure to cooperate with such in-competition, NAN or other out-of-competition testing shall be a violation of Federation rules.

Section 3. To help facilitate NAN testing and other out-of-competition testing, the Federation shall submit the names, current addresses, telephone numbers, training times and training and competition locations for individuals and teams as requested by the FEI, WADA, or USADA to enable FEI, WADA, or USADA to conduct NAN or other out-of-competition drug testing. Notwithstanding the foregoing, compliance with anti-doping regulations rests with the individual subject to testing.

PART V – STANDING AND SPECIAL COMMITTEES

Bylaw 501 – General

Section 1. Composition. Standing and special committees are composed of non-athlete and Eligible Athletes (“Athletes”) positions. Unless otherwise specified all standing and special committees are elected or appointed for four-year terms commencing as of the opening day of the Annual Meeting of 2005, and every fourth year thereafter and continuing until their successors are appointed or elected, as the case may be. In the instance that a committee position is appointed by the President, the President shall consult with the appropriate Vice-President prior to making such appointment.

Section 2. Eligible Athletes. Eligible Athletes shall be selected by direct election by Eligible Athletes or by appointment by the President. As to appointments to committees which are defined in USEF Bylaw 401.1, 401.3 and 401.4, the President shall appoint those Eligible Athletes that the Athletes’ Advisory Committee (“AAC”) names to serve on those Committees. As to appointments to committees which are defined in USEF Bylaw 401.2, those athletes will be appointed by the President after taking into consideration recommendations from the outgoing committee.

Section 3. Quorum. Unless otherwise provided, a quorum shall be the greater of three or one-third of a committee, subcommittee, or task force.

Section 4. Participation. Any member of a standing committee, special committee, Breed/Discipline Committee, sub-committee, or task force may participate in a meeting of the same by conference telephone call or similar communications equipment allowing all members participating in the meeting to hear each other at the same time, except as follows. The Licensed Officials Committee shall not hold meetings by telephone conference call. The Hearing Committee shall not conduct evidentiary hearings by telephone conference call unless the parties consent, but may conduct all other matters by telephone conference call. Participation by such means shall be deemed presence in person at the meeting. Committee members who attend less than 50% of the meetings in any calendar year may be removed from the committee and replaced by a senior active member subject to the appointment or the election procedures that were used in the initial seating of that position. Proportional representation of athletes must be maintained.

Section 5. Vacancy. Except as otherwise provided herein, a committee vacancy shall be filled by Presidential appointment in accordance with the same procedures applicable to the initial appointment to such committee where the vacancy occurs.

Section 6. Subject to the approval of the Executive Committee, the President may appoint special committees as the President deems necessary to address a particular issue. Each special committee must have a specific objective, a specific deliverable and a term certain.

Section 7. Task Forces. A standing or special committee may decide by majority vote of the committee to appoint a task force of the committee which can include Senior Active Members of the Federation not serving on the respective committee subject to the approval of the appropriate Vice-President and the President. At the first meeting of a task force a charging document shall be created that describes the scope of responsibilities of the task force.

Section 8. Secret Ballot. Any standing or special committee or task force may be required to conduct any vote by secret ballot when requested by any member of said committee, sub committee, or task force.

Bylaw 502 - Administrative and Finance Committees

Section 1. Audit Committee. The Audit Committee shall consist of five (5) Senior Active Members of the Federation who do not serve on the Board of Directors, including at least one Eligible Athlete, elected in accordance with Bylaw 413, and the remaining members of the Committee shall be appointed by the President. The Chairman shall be elected by the committee. The Audit Committee shall recommend to the Board of Directors of the Federation the selection of the Independent Auditor, manage the relationship with the Independent Auditor, oversee and monitor Management's handling of Internal Controls to ensure the quality of disclosure and the Financial Reporting of the organization. The Committee shall review the Audit findings and Auditor's management letter, report to the Board of Directors and recommend action as needed. The Audit Committee shall be able to investigate all matters of fiscal controls including but not limited to Budget Control, Risk Management, Legal Compliance, Conflict of Interest and Ethics/Code of Conduct. Following the investigation of any such matters, the Committee shall promptly report its findings to the Board and where appropriate make recommendations as needed. The Committee shall recommend the establishment of policies and controls that encompass any activity that may impact on the financial well-being of the Federation. The Audit Committee shall perform such other duties as directed by the Board of Directors or the President.

Section 2. Breeders' Committee. The Breeders' Committee shall be composed of fifteen (15) members who shall serve a four-year term and who shall be appointed by the President. The President shall appoint a Chairman of the Committee and a Vice-Chairman of the Committee who may act in the Chairman's place when the Chairman is not available. Members of the Breeders' Committee shall be Eligible Athletes or Senior Active Members of the Federation who are actively engaged in the breeding of horses which have exhibited in *Federation* Licensed competitions in two of the last three competition years. In making appointments to the Breeders' Committee, the President shall endeavor to select men or women thoroughly experienced in one or more breeds/disciplines either through exhibiting, managing or officiating at competitions for one or more breeds/disciplines. The President's appointments should, insofar as is practical, assure an equitable representation of breed/discipline interests on the Breeders' Committee by striving for geographic balance and fair representation of breeds/disciplines and breeder interests. The Breeders' Committee shall review reports of breeders' meetings and forums and foster and promote the best interests of all breeders. *BOD 1/14/10 Effective immediately*

Section 3. Budget and Finance Committee. The Budget and Finance Committee shall consist of five (5) or more Senior Active Members appointed by the President who, in making those appointments, shall appoint one representative designated by each of the Sustaining Affiliates. The President shall also appoint a Chairman from the Committee. The Budget and Finance Committee shall recommend policies and procedures for the financial management of the Federation and its investments and prepare an annual operating budget for approval by the Board as provided in Bylaw 611. Concurrently with the election by Eligible Athletes of Athlete Director positions on the Board of Directors of the Federation, a number of athletes sufficient to satisfy applicable USOC requirements shall be elected to the Budget and Finance Committee by Eligible Athletes following the procedures for the election of Athlete Directors. The ANC may nominate additional Eligible Athletes willing to serve on the athlete representative portion of the Budget and Finance Committee. The Athletes receiving the highest number of votes cast shall fill the Athlete vacancies on the Budget and Finance Committee. The President must appoint additional Senior Active Members as needed to fill non-Athlete positions (i.e., positions which may be but are not required by the USOC to be filled with Athletes) on the Budget and Finance Committee. The greater of three or one-third of the members of the Budget and Finance Committee shall constitute a quorum.

Section 4. Compensation and Human Resources Committee. A Compensation and Human Resources Committee shall consist of five (5) or more Senior Active Members of the Federation appointed by the President who shall also appoint a Chairman from the

Committee. When making appointments the President shall consult with each of the VPs to insure that High Performance, FEI Affiliates, National Affiliates, and Administration and Finance are represented on the committee. The committee shall meet as necessary for the purpose of reviewing issues related to staff compensation, benefits package, and employee policies and procedures. The Committee shall make recommendations to the President, CEO and the Board of Directors. The greater of two or one-third of the members of the Compensation and Human Resources Committee shall constitute a quorum.

Section 5. Competition Management Committee. There shall be appointed by the President a Competition Management Committee to consist of eleven (11) or more Senior Active Members of the Federation who are responsible for the organization of at least one Regular Recognized Competition or are competition managers or Eligible Athletes. The President shall appoint one of such persons to act as Chairman of the Committee. This Committee shall hold at least one meeting annually and shall submit to the Board of Directors suggestions for the improvement of the Federation and of Recognized Competitions. The greater of three or one-third of the members of the Competition Management Committee shall constitute a quorum.

Section 6. Competition Secretaries Committee. There shall be appointed a Competition Secretaries Committee to consist of five (5) or more Senior Active Members of the Federation who are responsible for acting as secretary of at least one Recognized Competition or are Eligible Athletes. The President shall appoint one of such persons to act as Chairman of the Committee. This Committee shall hold at least one meeting annually and shall submit to the Board of Directors suggestions for the improvement of processes relating to the Federation and its Recognized Competitions. The greater of three or one-third of the members of the Competition Secretaries Committee shall constitute a quorum.

Section 7. Continuing Education Committee. There shall be appointed by the President a Continuing Education Committee to consist of eleven (11) or more Senior Active Members of the Federation. The President shall also appoint a Chairman from the Committee. This Committee shall hold at least one meeting annually and shall submit to the Board of Directors suggestions for the improvement of any phase of the continuing education program of the Federation. One-third of the members of the Continuing Education Committee shall constitute a quorum.

Section 8. Equine Drugs and Medications Committee. The President shall appoint, with the approval of the Board of Directors, an Equine Drugs and Medications Committee consisting of eleven (11) or more Senior Active Members of the Federation. The President shall also appoint a Chairman from the Committee. It shall be the duty of this Committee to study the use of forbidden drugs in horses and recommend to the Directors drug testing policies and methods of control and to oversee the conduct of drug testing of horses at competitions to comply with all applicable requirements regarding forbidden, prohibited and/or foreign drugs, substances or medications for equines at sanctioned competitions pursuant to the Federation's Rules and the FEI Statutes, Regulations and Rules. The greater of three or one-third of the members of the Equine Drugs and Medications Committee shall constitute a quorum.

Section 9. Ethics Committee. There shall be appointed annually by the President an Ethics Committee to consist of five (5) or more Senior Active Members, two of whom must be members of the Board. The President shall appoint a Chairman from the Committee. The Ethics Committee shall draft a Code of Ethics for volunteers and staff ("the Code") establishing minimum standards for the volunteers (including members of the Board of Directors, Committees and task forces) and staff, for adoption by the Board of Directors. The committee shall also provide continuing attention to the Code and its enforcement, make recommendations to the Board or Executive Committee with respect to ethical conduct, recommend to the Board amendments to the Code, and review and investigate such matters, referred to it, relating to ethical practice as it may deem appropriate. The greater of three or one-third of the members shall constitute a quorum.

Section **10.** Hearing Committee.

- (a) There shall be a committee on protests, charges, grievances and hearings, hereinafter referred to as the Hearing Committee. This committee shall consist of not less than eleven (11) members who shall serve as Panel members during the hearings. The President shall appoint two (2) or more Co-Chairs of the Committee who shall be responsible for chairing the Committee, and deciding pre-hearing matters. The President shall appoint the remainder of Members who shall serve a one-year term which begins on December 1. These appointments should, insofar as practicable, assure an equitable representation of interests on the Board by striving for geographic balance and fair representation of all USEF members, affiliates, breeds and disciplines. The President shall nominate at least two candidates for each Athlete vacancy on the Hearing Committee for election to such Committee. The list of Eligible Athletes nominated by the President to stand for election to the Athlete representative positions on the Hearing Committee must be submitted to the ANC for approval. If the ANC rejects one or more of the President's nominees, then the President must submit additional nominees, as needed, to the ANC for approval. This process shall continue until a complete slate of Presidential nominees is approved by the ANC. The election process shall follow the procedures for the election of the Athlete Directors. At least 20% of the Hearing Committee shall be composed of those Eligible Athlete nominees receiving the highest number of votes cast in such election. The President must annually appoint such elected Athletes and the Executive Committee must annually approve such appointments. The Committee shall hold at least four sets of hearings each year (provided the caseload permits) and Committee members must commit to serve during at least two (2) sets of hearings. Three members of the Committee shall constitute a quorum, except as provided below. It shall be the duty of the Hearing Committee to hear protests and charges in connection with alleged violations of the rules in accord with the powers and duties as provided in Part VII of these bylaws and Federation Rule Chapter 6 and to hear appeals from the Licensed Officials Committee's nonrenewal or revocation of a licensed official's license.
- (b) The Hearing Committee shall provide fair notice and an opportunity to expeditiously hear grievances regarding the opportunity of any amateur athlete, rider, driver, handler, vaulter, longeur, owner, lessee, agent or trainer, riding coach or driving coach, coach, trainer, manager, administrator or official to participate in, or to attempt to qualify for selection to participate in, the Pan American Games, the Olympic Games, the Paralympic Games, World Championship competitions or any other "protected competitions" as that term is defined in Article I, Section 2 (g) of the USOC Bylaws whether such grievances be against a competition, athlete, coach, trainer, manager, administrator or official of the Federation, another organization which is an affiliate member of the Federation, a committee of the Federation, or a committee of an affiliate association or a committee of the Federation. Five members of the Hearing Committee shall be appointed by the co-chairs of the Hearing Committee, after consultation with the President, to constitute the hearing panel, of whom at least two shall be Athlete members of the Committee, who are not competing in the discipline which is involved in the dispute. The Hearing Committee shall promptly issue its findings in accordance with these bylaws and Chapter 6, which findings shall be final, except where otherwise provided in the Constitution and Bylaws of the USOC. For the rules and procedures which govern hearings of grievances by athletes and others, see Part VII of these bylaws and Chapter 6 of the Federation's Rules.

Section **11.** Legal Review Committee. There shall be appointed by the President with the approval of the Board, a committee to oversee the legal matters of the Federation. This Committee shall consist of five (5) or more Senior Active Members of the

Federation, one of whom must be an attorney. The President shall appoint a Chairman. The Committee shall conduct a semi-annual review of all legal activities of the Federation and recommend policies and procedures for management of legal affairs of the Federation to the Board of Directors. The greater of three or one-third of the members of the Legal Review Committee shall constitute a quorum.

Section **12. Legislative Committee.** There shall be appointed by the President a Legislative Committee to consist of five (5) Senior Active Members of the Federation, at least one of whom shall be an Eligible Athlete. The President shall appoint a Chairman. This Committee shall hold at least one meeting annually and shall be responsible for assigning each rule change proposal to a standing or special committee which would then have primary responsibility for such proposal and generally supervise the organization and conduct of the rule making process. The Legislative Committee may in its discretion assign a rule change proposal to one or more secondary standing or special committees for their input and recommendation for action to the Board of Directors. As provided in Bylaw 801, the Legislative Committee shall review all proposed amendments to these bylaws and make a recommendation for action to the Board of Directors. Three members of the Legislative Committee shall constitute a quorum.

Section **13. Licensed Officials' Committee.** There shall be appointed by the President with the approval of the Board of Directors a Licensed Officials' Committee to consist of eleven (11) or more Senior Active Members of the Federation. The President shall appoint the Chairman of the Committee. The duties of the Licensed Officials' Committee shall be as outlined in Rules X and XI. Members of the Committee who fail to attend at least one meeting each year shall be automatically removed from the Committee and replaced by Presidential appointment at such time. One-third of the members of the Committee shall constitute a quorum.

Section **14. Marketing Committee.** There shall be appointed by the President a Committee on Marketing, and Communications to consist of five (5) or more Senior Active Members of the Federation. At least one representative each from the USA Equestrian Trust and USET Foundation shall be appointed. The President shall appoint a Chairman of the Committee. This Committee shall hold at least one meeting annually and shall submit to the Board of Directors suggestions on all aspects of Marketing and Communications. The greater of three or one-third of the members of the Marketing Committee shall constitute a quorum.

Section **15. Nominating Committee.**

- (a) **Composition.** The Nominating Committee shall consist of eight (8) Senior Active Members of the Federation who have been selected by the four Working Groups of the Board plus two (2) Eligible Athletes. Each of the four Working groups shall annually in January designate two (2) Senior Active Members who are not members of the Executive Committee to serve on the Nominating Committee. One of the individuals selected shall be from the eligible members of the respective Working Group, the second individual shall be a Senior Active Member who is not currently serving as a member of the Board of Directors. Eligible Athlete Directors shall annually in January elect two (2) Athletes to serve. One shall be elected from the Eligible Athlete directors who are not serving on the Executive Committee and the second shall be an Eligible Athlete who is not currently serving as a member of the Board of Directors. No individual may serve more than four consecutive years on the Nominating Committee. The Committee shall elect a Chairman.
- (b) **Quorum.** Seven (7) members of the Nominating Committee shall constitute a quorum.
- (c) **Vacancy.** Should a non-athlete vacancy occur on the Nominating Committee the pertinent Working Group shall select a Senior Active Member who does not serve on the Executive Committee to fill the position. If a vacancy occurs in an Athlete position, the next highest vote-getter from the Athlete election shall fill the vacancy.

- (d) **Duties.** Thirty days prior to the first meeting of the annual meeting (the meeting of the Voting Members) of the Federation, the Nominating Committee shall submit, in writing to the Board, its nominations for At-Large Directors and for National Officers to be elected that year. Thirty days prior to the mid-year meeting at which meeting the President is to be elected in accordance with Bylaw 306(1), the Nominating Committee shall submit in writing to the Board its nomination for President. In making nominations for Directors-at-Large, the Nominating Committee shall take into account the wide variety of interests contained within the Federation. These nominations should, insofar as practicable and as required by law (i) assure an equitable representation of these interests on the Board by striving for geographic balance and fair representation of High Performance, FEI Affiliates, National Affiliates, and Administration and Finance. Nominations for Directors shall be in accordance with USOC Requirements and in accordance with Bylaws 303 and 331. At the meeting, additional nominations for Officers and Directors-at-Large shall be accepted from members of the Board. At the second meeting (the first meeting of the newly elected Board of Federation) at the annual meeting, the Nominating Committee shall also submit nominations for the election of three (3) additional members of the Board to the Executive Committee in accordance with Bylaw 323. At that meeting, additional nominations for Executive Committee, if any, shall be accepted from members of the Board.
- (e) Suggestions for nominations for Directors-at-Large and National Officers shall be addressed to the Chairman of the Nominating Committee and must be received by the National Office sixty (60) days prior to the annual meeting. Nothing contained herein shall preclude nomination(s) from the floor at the annual meeting. Suggestions for nominations of President shall be addressed to the Chairman of the Nominating Committee and must be received by the National Office sixty (60) days prior to the mid-year meeting at which time the President will be elected. Nothing contained herein precludes nominations from the floor at the mid-year meeting.

Section 16. **Open Governance Committee.** The President shall appoint an Open Governance Committee to consist of five or more Senior Active Members of the Federation and a Chairman. The Committee shall hold at least one meeting annually and shall submit recommendations regarding requirements of confidentiality within the Federation, requirements of openness, and is charged with the development of a the standard of openness required to do business properly and to protect inclusiveness and diversity of the membership. The greater of three or one-third of the members of the Open Governance Committee shall constitute a quorum

Section 17. **Owners' Committee.** The Owners' Committee shall be composed of fifteen (15) members who shall serve a four-year term, and who shall be appointed by the President. The President shall also appoint a Chairman of the Committee and a Vice-Chairman of the Committee who may act in the Chairman's place when the Chairman is unavailable. The President shall consider the primary affiliations of his appointees and endeavor to appoint a Committee such that the respective Breed/Disciplines are represented in approximately the same proportion as they are represented on the Breed/Discipline Director portion of the Board. The President's appointments should, insofar as is practical, assure equitable representation of owner interests on the Owners' Committee by striving for geographic balance and fair representation of owner interests. Members of the Owners' Committee shall be Senior Active Members of the Federation who are owners or Eligible Athletes. Only those owners who have not attained professional status as that term is defined in **Federation Rules** and Eligible Athletes shall be eligible for appointment to the Owners' Committee. An owner must own one or more horses recorded with the Federation, and which were active in competing in Federation Recognized competitions in two of the last three competition years (leased horses are not eligible and horses with multiple ownership are not eligible unless all owners are members of the same family). The Owners' Committee shall review reports of owners' meetings and forums and

foster and promote the best interests of all owners. One-third of the Owners' Committee shall constitute a quorum. *BOD 1/14/10 Effective immediately*

Section 18. Planning Committee. There shall be appointed by the President a Planning Committee and a Chairman to consist of eleven (11) or more Senior Active Members, three of whom must be members of the Board, to study and recommend proposals to the Board of Directors for long and short range plans for the future of the organization as well as goals, objectives and policies of the Federation. The greater of three or one-third of the members of the Planning Committee shall constitute a quorum.

Section 19. Steward/Technical Delegate Committee. There shall be appointed by the President a Steward/Technical Delegate Committee to consist of eleven (11) or more Senior Active Members of the Federation who are Licensed Stewards, Technical Delegates, Eligible Athletes and others that the President may designate. The President shall appoint one of such persons to act as Chairman of the Committee. This Committee shall hold at least one meeting annually and shall submit to the Board of Directors suggestions for the improvement of the Federation in the areas related to Stewarding and Technical Delegating at Licensed Competitions, and as further delineated in the General Rules of the Federation. The greater of three or one-third of the members of the Steward/Technical Delegate Committee shall constitute a quorum.

Section 20. Safety Committee. There shall be appointed by the President a Safety Committee composed of eleven (11) or more Senior Active Members. The President shall appoint a Chairman. This Committee shall hold at least two meetings annually and shall be responsible for regularly assessing the safety equipment used at competitions or that is commercially available as well as safety procedures applicable to Federation recognized Competitions. It shall also be the responsibility of this Committee to review the circumstances of injuries that occur at Competitions to determine if steps can be taken in the future to eliminate or mitigate such injuries. The Committee shall make recommendations for rule changes to maintain and improve the safety of human and equine competitors at USEF recognized competitions and events. The greater of three or one-third of the members of the Safety Committee shall constitute a quorum. Committee members who attend less than 50% of the meetings in any calendar year may be removed from the committee and replaced by a senior active member recommended by the committee chairman and approved by the President. Proportional representation of athletes will be maintained.

Section 21. Veterinary Committee. There shall be appointed by the President a Veterinary Committee to consist of eleven (11) or more veterinarians and Eligible Athletes who are Senior Active Members of the Federation. The President shall appoint a Chairman of the Committee. The Committee shall submit to the Board of Directors suggestions for the improvement of the sport respecting veterinary matters. The greater of three or one-third of the members of the Veterinary Committee shall constitute a quorum.

Bylaw 503 - FEI and National Affiliates Committees

Section 1. Breed/Discipline Committees for Divisions Represented by a Recognized Affiliate Organization.

- (a) There shall be appointed separate committees of nineteen members for each Breed/Discipline listed in the Rules as a Division represented by a Recognized Affiliate Organization. Breed/Discipline Division Committees shall be appointed for four-year terms commencing on March 1, 2005 and March 1 of every fourth year thereafter, in accordance with the procedure set forth below, it being further provided, however, that all committee appointments for non-athlete positions are subject to final approval and substitution by the Executive Committee. The number of members on a particular Breed/Discipline Committee may be modified at the suggestion of the President with the approval of the Executive Committee. The lesser of six or one-third of the members of a Breed/Discipline Division Committee shall constitute a quorum. In making appointments to these committees emphasis shall be placed upon the selection in each

Breed/Discipline of men or women thoroughly experienced in the work of the Breed/Discipline either through competing, managing or officiating at competitions for the particular Breed/Discipline. Members of the Breed/Discipline Division Committees shall be Senior Active Members of the Federation. The President of the Federation shall be ex officio a member of all Breed/Discipline Committees, the Vice President FEI Affiliates shall also be ex officio a member of all FEI Affiliate Discipline Committees, and the VP National Affiliates shall also be ex officio member of all National Affiliate Breed/Discipline Division Committees, in addition to the appointed Committee members.

- (b)
- i. The Chairman of each committee for FEI Affiliate Disciplines shall be elected for a four-year term from its membership by the members of the committee. The nominee must have international experience as defined in Bylaw 331.2.b. The committee members may elect a Co-Chairman of each FEI Affiliate Discipline Committee.
 - ii. The Chairman of each committee for National Affiliate Breed/Discipline Divisions shall be appointed for a four-year term from its membership by the President. The President may appoint a Co-Chairman of one or more National Affiliate Breed/Discipline Division Committees.
- (c) It shall be the duty of the Breed/Discipline Division Committees to hold at least one meeting a year to consider the recommendations and suggestions submitted by the respective Affiliated Associations, the Breeders' Committee, the Owners' Committee, other standing committees and special committees; and to prepare, recommend and submit for consideration to the Board of Directors the standards for conduct of competitions and rules for the conduct of all classes within their respective Breed/Discipline with specific attention called to any rule change(s) being proposed that were not endorsed by the respective Affiliated Association. The Breed/Discipline Division Committees may be called upon by the President for advice and counsel as to technical questions regarding the conduct of the classes in the Breed/Disciplines.
- (d) Breed/Discipline Division Committees shall be appointed as follows:
- i. When appointing the Eligible Athletes to each committee, the President shall follow the procedures set forth in USEF Bylaw 501.2.
 - ii. If such Discipline for FEI Affiliates is represented by a seat or seats on the Board of Directors of the Federation, then 60% of such committee shall be appointed by the Recognized FEI Affiliate Discipline Organization and 20% will be appointed by the President, after taking into consideration recommendations from the outgoing committee. If such Breed/Discipline for National Affiliate Breed/Discipline Organizations is represented by a seat or seats on the Board of Directors of the Federation, then two-thirds of the remainder of such committee shall be appointed by the President at the recommendation of the board member(s) elected to represent said Breed/Discipline and a list of such recommendations shall be delivered to the President who shall then appoint the remaining members of such committee;
 - iii. If Section 1 (d) ii does not apply, then the remainder of such committee shall be appointed by the President after consultation with representatives of the respective Recognized Affiliate Organization for the division.
 - iv. Except as otherwise provided above, committee vacancies shall be filled by Presidential appointment in the same manner as the original appointee was appointed or elected.

Section 2. Breed/Discipline Committees for Divisions Not Represented by a Recognized Affiliate Organization.

(a) General: There shall be appointed separate committees for the following Breed/Disciplines not represented by a Recognized Affiliate Organization; the National Western Committee (representing the Western and Reining Seat Equitation Divisions). National Breed/Discipline Committees shall be appointed for four-year terms in accordance with the procedure set forth herein, it being further provided, however, that

all committee appointments for non-athlete positions are subject to final approval and substitution by the Executive Committee. The number of members on a particular National Breed/Discipline Committee may be modified at the suggestion of the President with the approval of the Executive Committee. The lesser of six or one-third of the members of a Breed/Discipline Division Committee shall constitute a quorum. In making appointments to these committees emphasis shall be placed upon the selection in each Breed/Discipline of men or women thoroughly experienced in the work of the Breed/Discipline either through exhibiting, managing or officiating at competitions for the particular Breed/Discipline. Balanced geographic representation shall also be a consideration of appointment. Members of the Breed/Discipline Committees shall be Senior Active Members of the Federation. The President of the Federation shall be ex officio a member of all National Breed/Discipline Committees, the Vice President FEI Affiliates shall also be ex officio a member of all FEI Affiliate National Discipline Committees, and the VP National Affiliates shall be ex officio member of all National Affiliate Breed/Discipline Division Committees in addition to the appointed Committee members.

(b) National Western Committee. In 2005 and every fourth year thereafter, a National Western Committee shall be appointed to represent the member constituency participating in the Western division of the Federation. There shall be up to 39 members who shall be appointed by the President, subject to the requirement that 20% of the National Western Committee shall be composed of Eligible Athletes who meet the definition set forth in USEF Bylaw 401.2. Thirteen members of the National Western Committee shall constitute a quorum.

- i. The National Western Committee shall elect a Chairman and a Vice-Chairman.
- ii. It shall be the duty of the National Western Committee to hold at least two meetings a year to prepare, recommend and submit for consideration to the Board of Directors the rules for the conduct of all classes within the Western Division of the Federation with specific attention called to any rule change(s) being proposed that may be considered controversial within the National Western Committee. The National Western Committee may be called upon by the President and/or the Vice-President – National Affiliates for advice and counsel as to technical questions regarding the conduct of classes in the Western Division.
- iii. The National Western Committee shall designate Senior Active Members of the Federation to the National Affiliates position for Western on the Board of Directors as provided in Bylaw 303.
- iv. The National Western Committee may form sub-committees or task forces for specific purposes, provided however, that such sub-committees or task forces comply with all USOC requirements.

Section 3. Adaptive Sports Committee. There shall be appointed by the President an Adaptive Sports Committee to consist of five (5) or more Senior Active Members of the Federation. At least one member of the Committee must have competed as a Para Equestrian rider/driver within the ten (10) year period preceding his or her appointment. The President shall appoint one of the members to act as Chairman of the Committee. The Committee shall hold at least two meetings each year and shall submit to the Board of Directors recommendations on the inclusion of athletes with a disability in equestrian sport and on ways to encourage competitions for equestrian athletes with a disability. The greater of three or one-third of the members shall constitute a quorum.

Section 4. Youth Sports Committee. There shall be appointed by the President a Youth Sports Committee to consist of seven (7) or more Senior Active Members of the Federation and a Chairman. The Committee shall hold at least two meetings annually and shall make recommendations to the Board of Directors regarding issues of importance to

junior and young riders participating in the disciplines recognized by the FEI. One-third of the members of the Youth Sports Committee shall constitute a quorum. The Committee duties include, but are not limited to:

- (1) Oversight and guidance of the development of the North American Young Riders Competition program in the United States, including the development of qualifying criteria and site selection.
- (2) Encourage the development of Juniors, Children's, Pony Riders, and Young Rider's competitions.
- (3) Coordinate communication with Canada and Mexico on North American competitions.
- (4) Coordinate the development of Junior Olympic programs.
- (5) Coordinate efforts to interface youth and young rider programs between breed/disciplines throughout the Federation.

Bylaw 504 – High Performance Committees

Section 1. Anti-Doping Committee. There shall be appointed by the President with the approval of the Board of Directors an Anti-Doping Committee to consist of five (5) or more Senior Active Members of the Federation and a Chairman who must be a Director or an M.D. The Federation shall comply with the procedures pertaining to drug testing and adjudication of related doping offenses of the United States Anti-Doping Agency (USADA). The Committee shall recommend drug testing education programs for Athletes. The greater of three, or one-third, of the members of the Anti-Doping Committee shall constitute a quorum.

Section 2. High Performance Discipline Committees.

- (a) There shall be a High Performance Discipline Committee of eleven (11) members for each FEI discipline, (except Driving which will have twelve (12) members). Beginning in 2005, the High Performance Discipline Committees will be appointed to terms coinciding with the term of office for the High Performance Discipline Director for each discipline. Four members of the Driving HP Committee and three members of each other High Performance Discipline Committee shall be Eligible Athletes elected by Athletes as provided in Bylaw 504 Section 3. The balance of the Committee (i.e. eight (8) members) shall be appointed by the President or President-Elect. In making such appointments the President shall consult with the VP High Performance, the FEI affiliate representative on the Board, the current Chairman of the respective High Performance Discipline Committee, as well as the Chairman of the respective Eligible Athletes High Performance Discipline Committee. Such appointments shall be subject to approval and substitution by the Executive Committee. The VP High Performance shall serve ex officio as a member of all High Performance Discipline Committees. In addition, the Managing Director of High Performance will serve ex officio as a non-voting member of the Committees.
- (b) Each High Performance Discipline Committee shall make recommendations to the High Performance Working Group of the Board and the Executive Committee as to teams, individual athletes, chefs d'equipe, and coaches to be designated to represent the United States in future Olympic Games, Paralympic Games, Pan American Games and other international competitions in its discipline. Each High Performance Discipline Committee shall make recommendations to the High Performance Working Group of the Board as to administrators, sports staff, and personnel, including but not limited to, veterinarians and farriers to be designated to provide support services to those teams and individual athletes designated to represent the United States in future Olympic Games, Pan American Games, and other international competitions in its discipline. Each High Performance Discipline Committee shall recommend to the High Performance Working Group of the Board criteria and selection procedures of the applicable FEI discipline. Each FEI Discipline High Performance Committee shall (i) assist the High

Performance Working Group of the Board in the supervision of the selection processes, (ii) develop annually the high performance plans and proposed budgets for the respective discipline, (iii) direct and approve the training plans for such discipline including recommendations of coaches and other staff positions, scheduling of clinics and practices, and recommendations on logistical matters regarding teams and individual participation in international competitions, (iv) develop plans for application for USOC funds in its discipline, if applicable, and the administration of those funds and shall recommend these plans to the High Performance Working Group of the Board. At any meeting of a High Performance Discipline Committee the presence of at least five members shall constitute a quorum provided that at least one athlete member must be present. Once constituted, each High Performance Discipline Committee shall choose its Chairman, who will serve as a Director of the Federation, and a Vice-Chairman. Every fourth year as soon as practicable following the election of athlete representatives to each High Performance Discipline Committee and the approval by the Executive Committee of other Committee members, but no later than 45 days before the first meeting of the Annual Meeting, each High Performance Discipline Committee shall meet for the sole purpose of electing from among their members a High Performance Discipline Director to serve on the Board of Directors beginning the following January.

- (c) High Performance Discipline Committees are required to meet jointly with the corresponding FEI Affiliate Committee at least once annually for the purpose of creating a functional interface between high performance and national matters. During this meeting, recommendations from both Committees shall be considered in the formation of a Credentials & Waivers Task Force of each High Performance Discipline Committee. Each Task force shall be charged with the development of criteria for competing in international competition, including waivers, that shall be published on the Federation website. Such criteria, however, as they may relate to amateur status or eligibility to participate in the Olympic Games, the Pan American Games, or Paralympic Games may not be more restrictive than those of the FEI.
- (d) High Performance Committees shall keep minutes of their respective proceedings which shall be available to the High Performance Working Group of the Board, the Executive Committee and the Board of Directors, where applicable. In all cases, the High Performance Committees shall have an advisory role to the High Performance Working Group of the Board.

Section 3. Eligible Athletes High Performance Discipline Committees.

- (a) There shall be an Eligible Athletes High Performance Discipline Committee (EAHPD Committee) for each of the following High Performance disciplines: Dressage, Driving Singles, Driving Pairs, Driving Ponies, Driving Four-In-Hand, Endurance, Eventing, Reining, Jumping, and Vaulting and Para Equestrian. In January of the last year of the Committee's term, each Committee shall determine its number of members, which shall be between five (5) and eleven(11).
- (b) Committee members shall be elected for four-year terms by the active athletes in their respective disciplines. Their term shall run until the first meeting of the Board of Directors following the Summer Olympic Games or until the election of their successors. The members on the respective Eligible Athletes High Performance Discipline Committee shall elect the Committee Chairman and Vice Chairman for the four-year term, except that Driving shall elect a Chairman for each of the four Driving EAHPD Committees. Committee Chairmen may serve a maximum of two four-year terms, if otherwise eligible.
- (c) The Chairmen and Vice Chairmen of the Eligible Athletes High Performance Discipline Committees, and another member from the same Committee, elected by the respective Committee will serve on the corresponding High

Performance Discipline Committee, provided, however, that the Chairman of each of the four Driving EAHPD Committees shall serve on the Driving High Performance Committee.

- (d) The Chairman and Vice Chairmen of the Eligible Athletes High Performance Discipline Committees and two of the Chairmen of the four Driving EAHPD Committees as selected by the four Chairmen of those committees will also serve on the Athletes Advisory Committee.
- (e) The Eligible Athletes High Performance Discipline Committees will serve as advisors to the High Performance Discipline Committees, and VP High Performance with respect to the recommended programs and selection procedures for the training and preparing of horses and riders for international competition including but not limited to the Olympic Games, Paralympic Games, World Championships and Pan American Games.
- (f) Vacancies on the committees will be filled by naming the athlete with the next highest number of votes from the respective committee election.

PART VI – ADMINISTRATION

Subpart A – Chief Executive Officer and Staff

Bylaw 601 – Chief Executive Officer

Section 1. The Federation shall have a Chief Executive Officer (CEO). The CEO shall be recommended by the President and approved by the Executive Committee. A CEO's employment once retained may be terminated upon the concurrence of the President and two-thirds of the Executive Committee or by a two-thirds vote of the Directors present at a duly called meeting of the Board of Directors.

Section 2. The CEO shall:

- (a) Report to the President, and keep the Board of Directors, Executive Committee and Officers fully informed of the conditions and operations of the Federation and all material concerns. The CEO shall not be directed by individual members, including members of the Board of Directors and Executive Committee. The President shall report on the performance of the CEO to the Board of Directors and Executive Committee as set forth in Bylaw 332;
- (b) Attend all meetings of the Board of Directors, Executive Committee and serve on all committees as an ex officio, non-voting member. The CEO may participate in these meetings, and provide adequate staff support, in order to effectively interact, communicate and implement the directives and policies of the Federation;
- (c) Remain neutral with respect to all Federation elections;
- (d) Recommend to the Board of Directors plans, policies and programs that will further the objectives of the Federation and promote interest and active participation in the sport of equestrian. The CEO shall have available the full resources of the Federation to support the implementation the Federation's goals and objectives;
- (e) Assist in the preparation of the Federation's budget, operate the Federation within its budget, and maintain proper books and accounts for the Federation, including sufficient financial controls and all applicable reporting requirements;
- (f) Supervise, develop and maintain a professional staff capable of successfully implementing and supporting the operational needs of the organization;
- (g) Direct all employees, consultants, independent contractors and others providing services for the Federation, except the Federation's independent auditors who shall report directly to the Audit Committee;

- (h) Execute such contracts and commitments in accordance with the Federation's budget or as authorized by the Board of Directors, the Bylaws or Rules;
- (i) Maintain effective communications and relations with the USOC, the USET Foundation and the USA Equestrian Trust and such other organizations, public and private;
- (j) Serve, or appoint a designee to serve, as the Secretary General and Chief Staff liaison to the FEI and the USOC. Any designee appointed by the CEO must have international experience as defined in Bylaw 332.

Bylaw 602 – Records of the Federation

Section 1. Minutes, etc. The Federation shall keep as permanent records minutes of all meetings of the Voting Members, Board of Directors and Executive Committee and a record of all waivers of notices of meetings of the Board of Directors and Executive Committee.

Section 2. Accounting Records. The Federation shall maintain appropriate accounting records.

Section 3. Membership List. The Federation, or its agent, shall maintain a record of the members in a form that permits preparation of a list of the names and addresses of the members in alphabetical order, by class.

Section 4. Records in Written Form. The Federation shall maintain its records in written form or in another form capable of conversion into written form within a reasonable time.

Section 5. Records Maintained at National Office. The Federation shall keep a copy of each of the following records at its principal office:

- (a) The Certificate of Incorporation;
- (b) The Bylaws;
- (c) The Rules;
- (d) Resolutions adopted by the Board of Directors relating to the characteristics, qualifications, rights, limitations and obligations of the members or any class of the members;
- (e) The minutes of all meetings of the members, and records of all action taken by the members without a meeting, for the past four years;
- (f) All written communications within the past four years to the members generally as the members;
- (g) A list of the names and business or home addresses of the current Directors and officers;
- (h) A copy of the most recent corporate report delivered to the New York secretary of state;
- (i) All financial statements prepared for periods ending during the last four years that a member of the Federation could have requested under Sec. 6 of this bylaw;
- (j) The Federation's application for recognition of exemption and the tax-exemption determination letter issued by the Internal Revenue Service; and
- (k) All other documents or records required to be maintained by the Federation at its principal office under applicable law or regulation.

Section 6. Inspection of Records Maintained at National Office by Members.

A voting member shall be entitled to inspect, during regular business hours at the Federation's main office, any of the records of the Federation described in section 5 above, provided that the voting member gives the Federation written demand at least five business days before the date on which the voting member wishes to inspect such records. Upon written request listing specific documents and payment of a reasonable fee, in the discretion of the Officers copies may be provided in due course. In the discretion of the Officers, non-

voting members may be permitted to inspect during regular business hours at the Federation's main office such records as the Officers deem appropriate, provided the non-voting member gives the Federation at least five business days prior written notice of his or her request. The Officers in their discretion may permit copying in accordance with the procedures established by the Officers for voting members.

Subpart B – Finances

Bylaw 611 – Yearly Budget

Section 1. Each year the Federation shall develop a quad plan that will include a proposed budget for the next fiscal year and projections for the remaining three years. This quad plan will be developed as follows:

- (1) Each Working Group shall prepare a quad plan detailing all of the proposed activities within its respective areas of expertise and specifically setting forth all revenues and expenses associated with those activities. The Working Group shall then submit this plan to the Budget and Finance Committee at least 30 days in advance of the Mid-Year Meeting of the Board of Directors.
- (2) The Budget and Finance Committee shall review the proposed quad plans for each Working Group, verify the accuracy of all proposed expenses and revenues and compare those figures to historical performance. If the Budget and Finance Committee believes there may be a material deficiency, it shall notify the respective Working Group of such deficiency. The Working Group and Budget and Finance Committee shall work cooperatively to eliminate any deficiency.
- (3) Once the Budget and Finance Committee has approved the individual Working Group Budgets, a combined comprehensive quad plan shall be referred to the Board of Directors for preliminary review at their Mid-Year Meeting. If the Board feels modifications to the budget are warranted, it shall return the budget to the respective Working Group(s) with specific comments as to why modification is requested. The Working Groups shall then provide a revised quad plan to the Budget and Finance Committee for its approval and recommendation to the Board.
- (4) The Board of Directors shall accept, reject or modify the next fiscal year's budget and approve, in concept only, the remaining three year projections by a majority vote of the Directors present at a special meeting held prior to the beginning of the fiscal year, noticed in accordance with Bylaw 305.2. The Board of Directors may participate in this meeting by means of a conference telephone or similar communications equipment that allows all persons participating in the meeting to hear each other at the same time. If the Board rejects the next fiscal year's budget, it shall return it to the Working Groups with specific comments as to why it was rejected. The Working Groups shall then provide a revised proposed budget to the Budget and Finance Committee for its approval and recommendation to the Board. In the event the next fiscal year begins without an approved budget, the Executive Committee shall approve an emergency interim budget consistent with the comprehensive budget recommended by the Budget and Finance Committee as needed to allow the Federation to operate until a final budget is approved.
- (5) The CEO and staff shall assist the Working Groups and Budget and Finance Committee in the preparation of the Federation's

annual budget.

Bylaw 612 – Conveyances and Encumbrances

Section 1. Property of the Federation may be assigned, conveyed or encumbered by such officers of the Federation as may be authorized to do so by the Board of Directors, and such authorized persons shall have power to execute and deliver any and all instruments of assignment, conveyance and encumbrance; however, the sale, exchange, lease or other disposition of all or substantially all of the property and assets of the Federation shall be authorized only in the manner prescribed by applicable statute.

Section 2. No officer, employee or agent of this Federation shall, nor shall they have the authority to, make or execute any contracts or agreements of any nature if said contract or agreement causes or may cause this Federation to be obligated to pay unbudgeted expenditures or other obligations the sum of which exceeds \$10,000 for any fiscal year, or if the obligation has a term or establishes a term extending beyond one year, then the sum of which exceeds \$15,000 over the life of the obligation, unless and until such contract or agreement has been approved by the Board of Directors at a duly called meeting of the Board.

Bylaw 613 – Audit

Each year the Federation shall have an annual audit of its books and accounts prepared by an independent certified public accountant as recommended by the Audit Committee. (See Bylaw 502). The Audit Committee shall provide the auditors report to the Board of Directors upon completion.

PART VII – HEARINGS, GRIEVANCES AND DISPUTES

Bylaw 701 – Hearing Procedures

Section 1. In all hearings conducted under these bylaws, the parties shall be accorded:

- (1) notice of the specific charges or alleged violations in writing and possible consequences if the charges are found to be true;
- (2) reasonable time between receipt of the notice of charges and the hearing within which to prepare a defense;
- (3) the right to have the hearing conducted at a time so as to make it practicable for the person charged to attend;
- (4) a hearing before a disinterested and impartial body of fact finders;
- (5) the right to be assisted in the presentation of one's case at the hearing;
- (6) the right to call witnesses and present oral and written evidence and argument;
- (7) the right to confront witnesses, including the right to be provided the identity of the witnesses in advance of the hearing;
- (8) the right to have a record made of the hearing if desired; and,
- (9) a written decision, with reasons for the decision, based solely on the evidence of record, issued in a timely fashion.

Section 2. Rules and procedures governing protests, charges, administrative penalties, plea agreements, and hearings are set forth in Federation Rules, *Chapter 6*.
BOD 1/14/10 Effective immediately

Bylaw 702 – Opportunity to Participate

Section 1. Fair notice and an opportunity for a hearing shall be accorded to any amateur athlete, rider, driver, handler, vaulter, longeur, owner, lessee, agent or trainer, riding coach or driving coach, coach, trainer, manager, administrator or official before the Federation may declare such individual ineligible to participate in any amateur athletic

competition. Any hearing conducted hereunder shall be conducted in accordance with the provisions of Bylaw 701 and Federation Rules, *Chapter 6. BOD 1/14/10 Effective immediately*

Section 2. Neither the Federation nor any member of the Federation may deny or threaten to deny any member athlete, rider, driver, handler, vaulter, longeur, owner, lessee, agent or trainer, riding coach or driving coach, coach, trainer, manager, administrator or official the opportunity to compete in the Olympic, Paralympic, or Pan American Games, World Championship competitions or such other "protected competition" as defined in the USOC Bylaws; nor may the Federation, or any member of the Federation, subsequent to such competition, censure or otherwise penalize any such athlete who participates in any such competition.

Section 3. Any individual identified in Section 2 above who alleges that he or she has been denied by the Federation or a member of the Federation a right established by Section 2 of this Article shall immediately inform the President of the Federation and the Federation's USOC AAC representative who shall cause an investigation to be made and steps to be taken to settle the controversy. Notwithstanding any efforts taken by the Federation to settle the controversy informally or through the Federation's grievance procedures set forth in Bylaw 703 and the Federation's Rules, the individual may refer the matter to the CEO of the USOC for action, as appropriate, under *Section 9* of the USOC Bylaws, a copy of which is attached as an Appendix to these bylaws.
BOD 1/14/10 Effective immediately

Section 4. The construction and application of Federation's bylaws and rules are governed by the laws of the State of New York. The Federation Hearing Committee shall hear athlete and other grievances in accordance with these bylaws and Federation Rules, *Chapter 6. BOD 1/14/10 Effective immediately*

Bylaw 703 – Grievances Related to Opportunities to Participate

Section 1. Any athlete, rider, driver, handler, vaulter, longeur, owner, lessee, agent or trainer, riding coach or driving coach, coach, trainer, manager, administrator or official or any member of the Federation may file a grievance against the Federation, another organization which is an Affiliated Entity of the Federation, a committee of the Federation, a committee of an Affiliated Entity of the Federation, or any athlete, rider, driver, handler, vaulter, longeur, owner, lessee, agent or trainer, riding coach or driving coach, coach, trainer, manager, administrator or official or any member of the Federation pertaining to any matter within the cognizance of the Federation and alleging a violation of any provision of the Federation's Bylaws or Rules, the Ted Stevens Olympic and Amateur Sports Act, or the USOC's Bylaws. A grievance may be filed by any amateur athlete, rider, driver, handler, vaulter, longeur, owner, lessee, agent or trainer, riding coach or driving coach, coach, trainer, manager, administrator or official regarding his/her opportunity to participate in, or to attempt to qualify for selection to participate in any equestrian event of the Pan American Games, the Olympic Games, Paralympic Games, World Championship competitions or any other protected competitions as that term is defined in Article I, Section 2(G) of the USOC Bylaws, including any domestic amateur athletic competition or event organized and conducted as part of the selection procedure directly qualifying each successful competitor therein as an athlete representing the U.S. in such equestrian international competitions. Any grievance must be made in writing over the signatures of the person or persons presenting the same, and must state the full name(s) and address(es) of the athlete, coach, trainer, manager, administrator, official, the Federation, another organization which is an Affiliate Entity of the Federation, a committee of the Federation or a committee of an Affiliate Member of the Federation against whom the grievance is made, and must include with specificity a complete statement of the acts which constitute such grievance, including the requested relief sought. The maker(s) must be prepared to substantiate the grievance at a hearing by a preponderance of the evidence, including by personal testimony of a witness or witnesses with personal knowledge subject to cross-examination and by sworn statements, other witnesses and by other competent evidence.

The requirement of personal testimony may be excused by the Hearing Committee if the parties to the grievance stipulate to the relevant facts.

Section 2. The grievance should be addressed to the Hearing Committee and should be transmitted to the attention of the Federation's CEO at the Federation's main office by hand delivery or by certified mail or by facsimile as soon as practicable following the events which are the subject of the grievance. Upon receipt of a grievance by an athlete, the CEO shall instruct the athlete on how to contact the USOC Athlete Ombudsman.

Section 3. As soon as practicable after the receipt of such grievance, the CEO shall promptly communicate informally with the parties and the President of the Federation and the Federation's USOC AAC representative, or, in the event there is a conflict of interest, the AAC alternate representative and they shall make every effort to resolve the grievance to their and the parties' mutual satisfaction, and if unsuccessful, the CEO shall, without prejudice to the right of the complainant to pursue remedies available pursuant to the Ted Stevens Olympic and Amateur Sports Act and the USOC Bylaws, arrange for a prompt hearing of the grievance by the Hearing Committee.

Section 4. Any person, committee, association or organization, including the Federation or any affiliate, member or member organization, against whom a grievance has been filed pursuant to these bylaws or the Federation's Rules is entitled to a hearing in accordance with the provisions of Bylaw 701.

Section 5. The Hearing Committee shall review the record of any grievance hearing and promptly issue its written findings and determination based on the evidence in record in accordance with these bylaws and *Federation Rules, Chapter 6*, which shall be final and binding upon the parties, except where otherwise provided in the Bylaws of the USOC. *BOD 1/14/10 Effective immediately*

Section 6. The hearing shall take place no earlier than 20 days after receipt of notice by the person charged and not later than 60 days from such receipt so as to ensure that the person charged has sufficient time to prepare a defense. Upon the request of an Athlete or other party that it is necessary to expedite such hearing in order to resolve a matter relating to a competition which is so scheduled that compliance with regular procedures would not be likely to produce a sufficiently early decision to do justice to the affected parties, the hearing shall be so expedited to be concluded prior to the competition.

Bylaw 704 – Disputes and Grievances By and Among Members

Section 1. The Federation shall hear any complaint by one member or Affiliated Entity against another member or Affiliated Entity or any complaint by an individual, member or Affiliated Entity which alleges that (a) a member or Affiliated Entity has failed to comply with its membership or affiliation requirements in the Federation, or (b) the Federation has failed to comply with its membership requirements in the USOC. Any such complaint shall be in writing and signed under oath by the individual, or chief executive of the organization if an organization is making the complaint. The complaint shall be filed with the Federation's CEO by hand delivery, certified mail, facsimile, or guaranteed overnight delivery with a copy served on the other parties by the same method of delivery at the same time. The complaint shall set forth the factual allegations in numbered paragraphs with each paragraph containing a single factual allegation. The complaint shall also contain, at a minimum –

- (1) the names and addresses of the parties;
- (2) the alleged grounds of noncompliance;
- (3) supporting evidence of documentation forming the basis of the complaint; and,
- (4) the relief sought.

Section 2. The complaint shall be heard by Hearing Committee in accordance

with the procedures set forth in Bylaws 701 and 703 and Rules VI. Upon the request of an Athlete or other party that it is necessary to expedite such hearing in order to resolve a matter relating to a competition which is so scheduled that compliance with regular procedures would not be likely to produce a sufficiently early decision to do justice to the affected parties, the hearing shall be so expedited to be concluded prior to the competition.

Bylaw 705 – Arbitration

The Federation agrees to submit to binding arbitration in any controversy involving (i) its recognition as a national governing body, as provided for in *Section 10* of the USOC Bylaws, upon demand of the USOC or (ii) the opportunity of any amateur athlete, rider, driver, handler, vaulter, longeur, owner, lessee, agent or trainer, riding coach or driving coach to participate in amateur athletic competition, as provided for in *Section 9* of the USOC Bylaws, upon demand of the USOC or any aggrieved amateur athlete, rider, driver, handler, vaulter, longeur, owner, lessee, agent or trainer, riding coach or driving coach, coach, trainer, manager, administrator or official conducted in accordance with the Commercial Rules of the American Arbitration Association, as modified in accordance with Section 220522 (a)(4)(B) of the Ted Stevens Olympic and Amateur Sports Act.

BOD 1/14/10 Effective immediately

Bylaw 706 – Litigation

No member, affiliate, or participant in the Federation and its programs may invoke the aid of the courts of the United States or a State without first exhausting all available remedies within the appropriate equestrian organization, and as provided within the Federation, including any rights to bring claims to the United States Olympic Committee. This bylaw does not apply to the commencement of an arbitration proceeding under these bylaws or the USOC Bylaws or the enforcement of a decision rendered in such a USOC proceeding.

PART VIII – AMENDMENTS

Bylaw 801 – Amendments

These bylaws, and any resolution adopted by the founding directors prior to the adoption of these bylaws, may be added to or amended at any meeting of the Board of Directors or the Voting Members at which a quorum is present upon a two-thirds vote of those Directors or Voting Members present at the meeting. Amendments to these bylaws may be proposed by any member of the Board of Directors. All proposed amendments shall be submitted to the CEO in writing at least 30 days prior to a Board meeting. Upon receipt of a proposed amendment, the CEO shall refer the proposed amendment to the Legislative Committee for its review and recommendation to the Board and shall place it on the agenda for the next meeting of the Board. The CEO shall then provide notice of the proposed amendment and the Legislative Committee's report to the Board at least two weeks prior to the meeting.

APPENDICES

Appendix A – Ted Stevens Olympic and Amateur Sports Act

Appendix B – USOC Definition of Athlete

Appendix C – *Section 9* of the USOC Bylaws

These documents can be found at the USOC website: www.teamusa.org, under the section entitled "Legal." *BOD 1/14/10 Effective immediately*

CHAPTER 1 DEFINITIONS AND GOVERNANCE

SUBCHAPTER 1-A DEFINITIONS

- GR101 Adult or Senior (Individual).
- GR102 Age (of Equine).
- GR103 Age (of Individual).
- GR104 Agent.
- GR105 Amateur.
- GR106 Amateur Classes.
- GR107 Clients.
- GR108 Coach.
- GR109 Commencement and Completion of Classes.
- GR110 Comparable Dates.
- GR111 Competition Staff.
- GR112 Competition Officials.
- GR113 Competition Terminology.
- GR114 Competition Year.
- GR115 Competitor.
- GR116 Disqualification.
- GR117 Elimination.
- GR118 Excused.
- GR119 Exhibition (Class or Demonstration).
- GR120 Exhibitor.
- GR121 Falls.
- GR122 Family.
- GR123 Gender.
- GR124 Hand.
- GR125 Horse.
- GR126 Junior.
- GR127 Ladies' Classes.
- GR128 Lessee.
- GR129 License Rights.
- GR130 Licensed Competition.
- GR131 Licensee.
- GR132 Local Classes.
- GR133 Longeur.
- GR134 Maiden, Novice, and Limit Classes.
- GR135 Not in Good Standing.
- GR136 Open Classes.
- GR137 Opportunity Classes.
- GR138 Owned by Him or Her.
- GR139 Owner.
- GR140 Owner's Classes.
- GR141 Para-Equestrian.
- GR142 Pony.
- GR143 Professional.
- GR144 Protests, Charges and Grievances.
- GR145 Shown and Judged.
- GR146 Trainer.
- GR147 Veterinarian.
- GR148 Young Rider.

SUBCHAPTER 1-B ADOPTION AND AMENDMENT OF FEDERATION RULES

- GR149 Rules.
- GR150 Rule Change Procedures.
- GR151 Presidential Modifications.



CHAPTER 1 DEFINITIONS

SUBCHAPTER 1-A DEFINITIONS

GR101 Adult or Senior (Individual).

1. An individual who has reached his 18th birthday as of December 1st of the current competition year.
 - a. For competition purposes, in the Dressage division, competitors shall compete as Adults from the beginning of the calendar year in which they reach the age of 22.
 - b. For the Eventing Division, see EV104.
 - c. For Paso Fino Division, see PF106.1.

GR102 Age (of Equine).

1. For competition purposes any horse is considered to be one year old on the first day of January following the actual date of foaling.
 - a. Exception: In the Paso Fino Horse Division, a horse's age is determined by the age it is on the first day of January during the twelve month period September 1 through the following August 31.
 - b. Some breed/disciplines may, for purposes of eligibility to compete, use the actual age of the animal (of foaling date). (See GR149.1)
2. A mature horse is one that is over four years of age.
3. A junior horse is one that is four years of age or younger. Exceptions:
 - a. Junior Breeding or In-Hand classes are open to horses two years old and under. Junior Horse performance classes held in the Arabian, Friesian, National Show Horse, and Western Division(s) are open to horses five years old and under. Senior Breeding or In-Hand classes are open to horses three years old and over.
 - b. Friesian: six and older.
 - c. For Andalusian/Lusitano, see division rules.

GR103 Age (of Individual).

1. The age of an individual on December 1st will be maintained throughout the entire competition year.
2. Persons born on December 1st will assume the greater age on that date.
3. If a competition is in progress on any November 30th, an individual's age at the start of the competition will be maintained throughout the competition.
4. Exceptions: see GR148, EV104, DC113.1, DR119.3, RN104.3 and PF106.1-4.

GR104 Agent.

Any adult or adults, including but not limited to any groom(s), veterinarian(s), coach(es) or other persons who act on behalf of an exhibitor, owner or lessee of a horse, trainer, rider, driver or handler at or in connection with a Licensed Competition.

GR105 Amateur.

See GR1306 and GR1307.

GR106 Amateur Classes.

1. Every contestant must hold amateur status. See GR1306 and GR1307.
2. Amateur classes may be restricted to riders, drivers or handlers who are no longer eligible to compete as a junior exhibitor.
 - a. In the Dressage Division, individuals are only eligible to compete as amateurs from the beginning of the calendar year in which they reach age 22. See DR119.3.

GR107 Clients.

1. As used in GR1304, GR1037 and GR1038, "client" and "clients" of a judge, steward or technical delegate shall include any person who has received or who has a member of his or her family who has received horse training or instruction in riding, driving or showing in hand or in halter from the judge, steward or technical delegate or from said official's employee, whether or not remuneration has been given or received, and whether or not such training or instruction took place at a Licensed Competition;

- a. also included are any persons who pay horse board (excluding stud fees and broodmare board) to the judge, steward, or technical delegate, or to a member of his or her family and
- b. also included are any persons entered in a Licensed Competition as rider, driver, handler, exhibitor, owner or lessee, and members of the family of the foregoing, on an entry blank signed in any capacity by the judge, steward or technical delegate or his or her agent, employee or member of his or her family, whether or not remuneration has been given or received.
- c. The conducting of clinics or assistance in group activities such as Pony Clubs, unless private instruction is given, will not be considered as instruction, coaching or tutoring.

GR108 Coach.

For purposes of these rules, a coach is defined as any adult or adults who receives remuneration for having or sharing the responsibility for instructing, teaching, schooling, or advising a rider, driver, handler or vaulter in equestrian skills. See also GR906.4 and GR908.

GR109 Commencement and Completion of Classes.

1. Refer to GR804.2 and GR1033.
2. In classes where horses compete collectively, a warning is issued and the in-gate must be closed two minutes after the first horse enters the ring.
 - a. Judging must not commence until the gate is closed or at the end of the two-minute call. An official timer must be appointed to enforce this rule.
 - (1) Exception: Dressage division.
 - (2) For Paso Fino, see PF102.5.
3. In a class where horses compete individually, a class is considered completed when all horses have completed the class routine as designated by the rules.
4. In classes where horses compete collectively, a class is considered completed when the class has been judged in accordance with the rules and the judge(s) submit their cards to the ringmaster or announcer.
5. None of the above applies to the Jumper division. Refer to Chapter JP.

GR110 Comparable Dates.

1. For competitions with a start date of December 1, 2008 or later, the following provisions will be in effect:
 - a. For the 2009 competition year and thereafter, comparable dates will be based on a competition's 2006 dates using the Memorial Day Date Rotation Axis. Under the Memorial Day Date Rotation Axis, all USEF competition dates rotate in conjunction with Memorial Day.
 - b. For the 2009 competition year, any competition that did not hold a license for the 2006 competition year, but received a license for the 2007 and/or 2008 competition year, will have priority over new competitions requesting dates. However, competitions with licenses for the 2006 competition year will have priority over any of the above mentioned competitions.
 - c. For purposes of determining mileage between competitions, quarters will be defined as follows: first quarter - December through February; second quarter - March through May; third quarter - June through August; fourth quarter - September - November. The first day of a competition is the date used to determine the mileage applied to the entire competition.

GR111 Competition Staff.

Includes and refers to the following persons: Gate Attendants, Ring Clerks, Farriers, Timekeepers, Announcers, Ringmasters and other persons engaged directly by the competition.

GR112 Competition Officials.

Includes and refers to the following persons: Directors, Officers, Chairman of the Show Committee, Manager, Secretary, Judges, Stewards, Technical Delegates, Veterinarians, and Course Designers.

GR113 Competition Terminology.

1. For the purposes of USEF rules, the following definitions apply to USEF licensed competitions.
 - a. Rated class - any class held on a licensed competition date that counts towards the division or section rating. (See Chapter 3)
 - b. Unrated class - any class held on a licensed competition date that does not count towards the division or section rating, or any class held at an unrated licensed competition. (See GR301.4)
 - c. Recognized class - any class held on a licensed competition date for which there are USEF division rules. (See GR305 or GR902.3)
 - d. Unrecognized class - any class held on a licensed competition date in accordance with the requirements of GR305.1 or GR902.3. (See GR902.2)
 - e. Division - group of rules pertaining to a specific breed or discipline (i.e. Morgan, Jumping)
 - f. Section - group of rules within a specific breed or discipline division that pertains to a type of class (i.e. Working Western Section within the Arabian Division)

GR114 Competition Year.

1. For the purposes of these rules, the competition year is defined as starting December 1st and ending November 30th.
 - a. Exception: Paso Fino competition year is defined as starting September 1 and ending August 31.

GR115 Competitor.

The horse, rider (handler, driver) or horse/rider combination being judged depending on the judging specifications for a particular competition.

GR116 Disqualification.

1. To exclude a competitor or horse, for cause, from participation in a given class, division or competition.
2. Competitors may be disqualified by the Licensed Competition.
3. If a competitor is disqualified following the completion of a class, for the purpose of determining the number of horses which have been entered, shown, and judged, said competitor's performance shall count. If the competitor received an award, the award must be forfeited.
 - a. A competitor disqualified in this manner may not use this class as a qualifying class for a Championship (see also GR809.2.).
4. Competitors have the right to contest any action taken pursuant to this Rule by filing a protest or grievance pursuant to Chapter 6 of the Rules for hearing and determination by the Hearing Committee.

GR117 Elimination.

1. See also GR1305 and specific division rules.
2. To exclude a competitor or horse, for cause, from judging consideration in a class.
3. A competitor who is eliminated is ineligible to receive an award regardless of the number of competitors in the class.
4. If an eliminated competitor completes a class, in accordance with GR116 and GR117, for the purpose of determining the number of horses which have been entered, shown, and judged, said competitor's performance shall count.
5. None of the above applies to the Jumper division. Refer to Chapter JP.

GR118 Excused.

1. To have a judge(s) grant permission to, or request that a competitor leave the class.
2. A competitor who is excused is ineligible to receive an award.
3. None of the above applies to the Jumper division. Refer to Chapter JP.

GR119 Exhibition (Class or Demonstration).

1. An Exhibition may be held as a recognized but unrated class or demonstration.
2. Exhibition classes must be advertised in the prize list and may be judged and ranked.
 - a. However, results may not be counted for high score awards or championships.

- b. If published, the rankings report must be clearly separated from competition results and noted as being from an exhibition.
 - c. Judges for breed, hunter, or jumper exhibition classes held at Licensed Competitions are not required to be licensed by USEF. Judges for Dressage exhibition classes must be licensed by USEF and eligible as described in GR1007-1009.
3. Horses used in exhibitions, demonstrations, and retirement ceremonies are subject to the provisions of GR839, but are exempt from the dress and saddlery rules of the competition.

GR120 Exhibitor.

- 1. The owner or lessee of a horse when entered in a class where only the merits of the horse or horse/rider combination are to be considered.
 - a. In Equitation Classes, Exhibitor refers to the rider.

GR121 Falls.

- 1. A rider is considered to have fallen when he is separated from his horse, that has not fallen, in such a way as to necessitate remounting or vaulting into the saddle.
- 2. A horse is considered to have fallen when the shoulder and haunch on the same side have touched the ground or an obstacle and the ground.
 - a. Exception: see EV142.4, EV150.9 and RN103.5.l.

GR122 Family.

For competition purposes the term family includes husband, wife, parent, step-parent, child, brother, step-child, sister, half brother and sister, aunt, uncle, niece, nephew, grandmother, grandfather, grandchildren, and in-laws of the same relation as stated above.

GR123 Gender.

Whenever in these rules the words he, him, or his are used, unless the context requires otherwise, they shall include she, her, or hers.

GR124 Hand.

- 1. The height of all animals is stated in hands. A hand is 4".
- 2. Horses must be over 14.2 hands. Exceptions:
 - a. Registered Arabians, Half or Anglo Arabians, Connemaras, **English Pleasure entries**, Morgans, Paso Finos, and Welsh Cobs. *EC 2/17/09 Effective 12/1/09*
 - b. Dressage.
- 3. Ponies are 14.2 hands and under. Exceptions:
 - a. Dressage;
 - b. Combined Driving, see DC114.2.

GR125 Horse.

- 1. The term "horse" as used in these rules denotes either a horse or pony.
- 2. In all levels of all Federation licensed Driving and Endurance Competitions and in the case of any other Federation Rule as it relates to the Driving or Endurance disciplines as the context permits it, the term "horse" shall also include a mule. See DC103.7.1, EN102.1.
 - a. Mules are also eligible to compete in dressage classes with the exception of
 - (1) USEF Championships, USEF qualifying and selection trials, and observation classes,
 - (2) any other classes designated as qualifying or selection classes for international or international high performance competition, and
 - (3) championships where such participation is prohibited in the championship selection procedures. See DR119.1.
- 3. When the term "Horse" or "Pony" is used or intended in prize lists and catalogues of Licensed Competitions where height is one of the qualifications of the class, the word Horse denotes animals over 14.2 hands.
 - a. Exceptions: Registered Arabians, Half or Anglo Arabians, Connemaras, **English Pleasure entries**, Friesian, Morgans, Paso Finos, Welsh Cobs and Dressage. *EC 2/17/09 Effective 12/1/09*
 - b. In the Dressage Division, a Horse is an animal over 148 cm without shoes, and 149 cm with shoes.
 - c. For Combined Driving, see DC114.2.

GR126 Junior.

1. An individual who has not reached his 18th birthday as of December 1st of the current competition year.
2. The age of an individual on December 1st will be maintained throughout the entire competition year.
3. Persons born on December 1st assume the greater age on that date.
4. If a competition is in progress on any November 30th, junior status at the start of the competition will be maintained throughout that competition.
5. Exceptions: Eventing, Dressage, Reining and Paso Fino Competitions, see EV104.2, RN104.3, PF106.1-3 and DR119.3.

GR127 Ladies' Classes.

1. Ladies' classes may be restricted to riders, drivers or handlers who are no longer eligible to compete as a junior exhibitor.
2. Stallions are not permitted unless division rules allow their use for ladies.

GR128 Lessee.

See GR1108.

GR129 License Rights.

Granting of a license by the Federation does not give the Licensee property rights or perpetual rights but constitutes merely revocable licenses which are venue specific and which are governed by the terms and conditions of the license agreement and the rules, policies and procedures of USEF as the same may change from time to time. Approval of all competitions at all times remains a prerogative and property interest of the Federation, and licenses may not be relocated, transferred, sold, assigned, revised, perpetuated, limited, expanded, or otherwise affected without the Federation's advance knowledge and written consent. By applying for and accepting the license agreement, all applicants and their agents, licensees, employees, officers, representatives, and successors in interest are deemed to agree to and be bound by the foregoing, and agree to hold the Federation harmless in all respects.

GR130 Licensed Competition.

A competition subject to a license agreement for a fixed term. The parties to the agreement will be USEF and the licensee.

GR131 Licensee.

Shall be the party who enters into the license agreement with USEF and is therefore financially and otherwise responsible to USEF for the licensed competition. The Licensee is responsible for and obligated to ensure that the licensed competition is conducted in compliance with all USEF rules, policies and procedures. The Licensee is responsible for ensuring that all the terms and conditions of the license agreement are met. The Licensee may be an individual, corporation, partnership, or sponsoring organization, and the license application must be signed by an officer or principal who is responsible to USEF for the conduct of the competition. Licensee may be further defined in the License agreement.

1. For the purpose of evaluating license applications, the Federation will consider the Licensee to be the party or parties financially responsible for the competition.
2. Licenses are granted to the Licensee and it is the Licensee who is responsible under the rules and is entitled to the benefits of the license agreement.
3. The Licensee of a Licensed Competition must be registered with the Federation (See GR304.2) in order to receive approval to hold a Federation Licensed competition. Once registered, it is the sole responsibility of the Licensee to update the registration to reflect any changes. Failure to properly update the licensee registration may result in cancellation or non-renewal of license or other penalties under the provisions of GR706 and GR707.
4. USEF will provide a copy of the renewal notice to a second addressee at the written request of the licensee.

GR132 Local Classes.

1. Entry is restricted by management as to a territory of reasonable size and character and which is so described in the prize list and catalogue.

2. Local classes are not considered in reckoning Competition Championships awarded on points nor do they count toward Horse of the Year Awards.
3. Classes restricted to members of a club are considered Local unless membership is open to and easily obtainable by all exhibitors.
4. In classes which restrict entries by state such as Kentucky Bred, the word bred is defined as foaled in the state (not necessarily mated).
 - a. For competition purposes bred means foaled.
 - b. NOTE: American Bred classes are limited to horses foaled within the borders of the United States. These classes are not considered Local.
5. For Dressage Sport Horse Breeding (DSHB), see DR203.12.

GR133 Longeur.

For purposes of these rules, a longeur is the individual responsible for the control of the horse within the vaulting arena during a vaulting competition.

GR134 Maiden, Novice, and Limit Classes.

1. Maiden, Novice and Limit classes are open to horses which have not won one/three/six first place ribbons respectively, at Regular or Dressage Competitions of The Federation or Equine Canada in the particular performance division or level in which they are shown.
2. The Maiden, Novice or Limit status of both riders and drivers is affected by winnings at Regular and Local or Dressage Competitions.
3. Ribbons won in one-horse classes do not count in reckoning the maiden, novice or limit status of either horse and/or rider/driver in any division.
4. The status of Maiden, Novice or Limit entries is as of the closing date of entries for any particular Licensed Competition.
5. A Maiden, Novice or Limit Pair is one which has not won more than the specified number of ribbons as a pair.
6. Winnings in Four-In-Hands, Tandems, Teams, Unicorns and Pairs; and winnings in Combination, Local, Model, Breeding and Futurity classes are not considered in reckoning the status of Maiden, Novice or Limit horses.
7. Ponies or horses which lose their Maiden, Novice, Limit or other classification in any division or section will not regain those classifications when shown in the Hunter Pony division or Junior Hunter division.
 - a. Ponies or horses shown in the Hunter Pony division or Junior Hunter division which lose their classification will not regain them when shown in any other divisions or sections, unless specific regulations are set forth (e.g. Jumper division).
8. In the Andalusian, Arabian, Friesian, Morgan, Saddlebred, Roadster, and Western divisions, ribbons won within one section do not count in the reckoning of Maiden, Novice or Limit status if the animal competes in a different section (e.g., Arabian Park to Arabian Western Pleasure, Fine Harness to Five-Gaited, Five-Gaited Show Pleasure to Three-Gaited Show Pleasure, Saddle Horse English Country Pleasure to Saddle Horse Hunter Country Pleasure, Western Pleasure to Trail, or Morgan English [Park or Pleasure] to Morgan Western or Morgan Harness [Park or Pleasure] and vice versa).
9. In the Hackney division, ribbons won within those sections (i.e. Hackney Harness, Hackney Pleasure) do not count in the reckoning of Maiden, Novice, or Limit status if the pony competes in another section of the Hackney division. However, ribbons won in the Roadster Pony section of the Roadster Division will count towards the maiden/novice/limit status of Hackney Roadster ponies.
10. In all other divisions, ribbons won within one section or division do count in the reckoning of Maiden, Novice, or Limit status if horses and ponies compete in a different section or division.
11. In the Dressage division, ribbons won within one dressage level do not affect a horse's Maiden, Novice or Limit status when shown in a higher level.
12. In a change of status from horse to pony, or vice versa, ribbons won in one height classification do not count in reckoning the Maiden, Novice or Limit status of an entry.

GR135 Not in Good Standing.

1. Any person referenced in GR701 who has been expelled or suspended by the Federation.

2. Any licensee suspended pursuant to GR703 or GR707 or who is indebted to the Federation pursuant to GR309 or GR1218.

GR136 Open Classes.

1. An Open class is open to all horses and ponies of any age, size or sex, regardless of previous awards received, in accordance with division rules.
2. There is no qualification for the rider, driver or handler except as specified in division rules for the particular category or level of classes.

GR137 Opportunity Classes.

1. Unrated, grass roots level classes held at breed restricted, multi-breed, Carriage Pleasure Driving, Western competitions or Hunter and/or Hunter Jumper competitions with no FEI recognized classes. Opportunity Classes cannot be held at FEI discipline competitions (exception: Dressage Competition Levels 1-3, per GR821).

EC 9/21/09 Effective 12/1/09

2. For further information, reference GR821, GR407.1 and GR901.9.

GR138 Owned by Him or Her.

1. For purposes of applying suspension only, the phrase “owned by him or her” with regard to a horse shall include any individual who is one of the following: an owner, a partial owner, a lessor (pursuant to GR703.1c, a lessee may apply for the release from suspension of a leased horse), a lessee, a holder of a partnership interest in a horse, or an owner of shares in a corporation, limited liability company, syndicate or any similar entity which owns or leases a horse either directly or indirectly, in whole or in part, and spouses or domestic partners of such persons. See GR703.1c, GR1301.4a, GR1302.2c, GR1309.2b, and GR913.1.
2. This rule is not applicable in determining ownership for any other purposes in the rules.

GR139 Owner.

See GR1105 and GR1106.

GR140 Owner’s Classes.

1. Every competitor must be an amateur and the owner, or an amateur member of the owner’s family, unless the prize list states otherwise. Exception: Paso Fino Division.
2. Owners’ classes may be restricted to riders, drivers or handlers who are no longer eligible to compete as a junior exhibitor.
3. Combined ownership is not permitted in Owner’s or Amateur Owner’s classes unless all owners are members of the same family. Leased horses are not eligible. Exception: Paso Fino Division.

GR141 Para-Equestrian.

Para-Equestrian (PE) is a competition, division or section that provides equestrian competition opportunities for eligible individuals with a diagnosed permanent, physical disability as determined by the USEF Para-Equestrian Classification System. (See GR1311.)

GR142 Pony.

1. Ponies are animals that do not exceed 14.2 hands.
 - a. Exceptions: for Combined Driving, see DC114.2;
 - b. in the Dressage Division, a Pony is an animal that does not exceed 148 cm without shoes, and 149 cm with shoes.

GR143 Professional.

See GR1308.

GR144 Protests, Charges and Grievances.

1. For a description of a protest, see Chapter 6 in general, and specifically GR603.
2. For a description of a charge, see Chapter 6 in general, and specifically GR604.
3. For a description of a grievance, see Chapter 6 in general, and specifically GR605.

GR145 Shown and Judged.

1. To be shown and judged in any class in which horses compete together, an animal must perform at all required gaits both ways of the ring in the original workout and must remain in the ring until excused by the judge. Exceptions:
 - a. Roadster Division, see RD103.8.
 - b. Paso Fino Division, see PF102.4.

GR146 Trainer.

1. Any adult, or adults who has the responsibility for the care, training, custody or performance of a horse.
2. Said person must sign the entry blank of any Licensed Competition whether said person be an owner, rider, agent and/or coach as well as trainer.
3. Where a minor exhibitor has no trainer, a parent or guardian must sign and assume responsibility of trainer.
4. The name of the trainer must be designated as such on the entry blank. See also GR404.

GR147 Veterinarian.

A graduate of an accredited veterinary school.

GR148 Young Rider.

Individuals are eligible as Young Riders from the beginning of the calendar year in which they reach the age of 16 until the end of the calendar year in which they reach the age of 21.

SUBCHAPTER 1-B ADOPTION AND AMENDMENT OF FEDERATION RULES**GR149 Rules.**

1. In the event a division or section rule makes a clear exception to a general rule, or clearly departs from a general rule, the division or section rule shall govern; in all other instances, General Rules Chapters 1-13 shall take precedence.
2. The rules of the Federation take precedence over the rules of any other Association. (Exception: See GR915.3.) All divisions and sections for which rules are provided herein must be conducted accordingly and cannot be held under rules that are not in agreement.
 - a. FEI rules take precedence as to international classes and events over Federation rules at all FEI Sanctioned Competitions.
 - b. Federation rules take precedence as to national classes and events which are not FEI Sanctioned at FEI Sanctioned Competitions.
 - c. In connection with Endurance Riding Events, The Federation shall nationally enforce the prohibition of the gastric ulcer medications ranitidine and omeprazole, in accordance with GR409.1a.
 - d. At FEI Sanctioned Competitions which include no national classes, a licensee is not required to have a Federation steward or technical delegate. (Exception: FEI Sanctioned Jumper competitions licensed by the Federation must have a Federation steward.)
3. Any question not covered by the rules of the Federation shall be decided by the Directors of the competition at which it arises. Such decisions by a Show Committee may be reviewable by the Federation. Show Committees are cautioned not to make use of the authority here granted unless completely certain that the Book does not cover the points in question.
4. Rules for a current year become effective December 1st unless specified, and take precedence over any previous rules.
 - a. Any Licensed Competition which issues its prize list and begins its competition before December 1st is governed entirely by the rules as in effect on December 1st of the previous year.
 - b. Any Licensed Competition which issues its prize list before December 1st and begins its competition after December 1st is governed by the rules as in effect on December 1st of that year.
5. Every Licensed Competition and every person participating at the competition including exhibitor, owner, lessee, manager, agent, rider, driver, handler, judge, steward or technical

delegate, competition official or employee is subject to the Bylaws and Rules of the Federation and to the local rules of the competition.

GR150 Rule Change Procedures.

These rules may be added to, altered or amended at any meeting of the Board of Directors or Executive Committee by a majority vote of those present as provided herein below. The USEF Legislative Committee is responsible for review, analysis, and oversight of the Federation's rule change process, subject to review and approval by the Executive Committee. (See Bylaw 502, Section 15.) Rule Change Categories: Standard, Clarification, Extraordinary, and FEI.

1. Standard Rule Changes. Individual Federation members, Federation Staff, Federation Committees, Affiliated Entities, and Affiliated Associations (Recognized Associations and International Discipline Associations) may propose standard rule changes. See Bylaw 221 and 222.

a. Standard rule changes must be submitted to the Federation in writing on the USEF official form within the following deadlines in order to be considered within the current rule change year.

(1) Individual Federation members	June 1
(2) Federation Staff	June 1
(3) Federation Committees	September 1
(4) Affiliated Entities (Bylaw 221)	September 1
(5) Affiliated Associations (Bylaw 222)	September 1

b. The proponent's name must be clearly listed on the official rule change form. When the proponent is other than an individual, such submissions shall be accompanied by minutes or certification signed by the Committee Chair or Affiliated Association's President that document the review and action taken at a meeting.

c. Standard rule change proposals generated by Federation Staff should be submitted with a Committee or Affiliate being listed as the proponent, whenever possible.

d. The Rule Change Coordinator (RCC) will review each rule change proposal to see that it is filed timely, properly filled out, and has all required documentation. The RCC will then determine which Federation departments need to review and comment on the proposal with particular attention to the following:

- (1) clarity of language;
- (2) enforceability;
- (3) financial impact;
- (4) legal ramifications;
- (5) attempting to amend a rule in effect for less than one year;
- (6) resubmitting a proposal that was disapproved the previous year;
- (7) proposing to change a rule that is solely within the Federation's purview

e. Any opinion or comments made by USEF departments shall be dated, documented and included with the rule change proposal. The RCC shall input this information into the system, compile the data received, and then forward the rule change proposals and comments to the Legislative Committee prior to assignment to Federation Committees or other assigned entities for review.

f. The Legislative Committee may reject a proposal for:

- (1) failure to comply with the requirements of the official form;
- (2) lateness;
- (3) incompleteness;
- (4) inexact or confusing language;
- (5) a proposal that was disapproved the prior year;
- (6) attempts to amend a rule or rules in effect for less than a year;
- (7) proposing to change a rule that is solely within the Federation's purview
- (8) any other specified reason in the Committee's discretion.

g. In the event the Legislative Committee rejects a proposal, the proponent must be notified in writing. Proponents of a rejected proposal may revise and resubmit a proposal. Any decision to reject a proposal made by the Legislative Committee shall prevail subject to review by the Executive Committee.

h. The Legislative Committee will designate review of the proposed rule change by any and all standing Federation Committees and each assigned entity deemed appropriate. The RCC will compile the rule change proposals together with their assignments and

comments, post them on the USEF website, and produce a proposed rule change summary document.

i. Each designated Committee or assigned entity shall review the proposed rule change and recommend to the Board approval or disapproval of the proposal. It is appropriate for each assigned entity to propose an amendment to a proposed rule change and an amended proposal may move forward in the process providing the proponent agrees to the amendment. In accordance with .j.(5) below at the third Board meeting at the Annual meeting, the Directors may amend any proposal at its discretion.

j. The Federation Annual Meeting.

(1) Each Federation Committee, Task Force or assigned entity (committee or Affiliate) that has been assigned one or more rule change proposals to discuss and comment upon should meet prior to the Annual Meeting to do so, and if necessary, have a representative present the Committee's or Task Force's comments at the respective General Forum at the Annual Meeting.

(2) All standard rule change proposals will be discussed before relevant sessions of the Federation Annual Meeting if they have been considered at a meeting of the designated assigned entity (committee or Affiliate). If a proposal has NOT been considered, it will automatically be moved for consideration in the next rule change year.

(3) During the various debates regarding a given rule change proposal, different drafts of a proposal may be made. However, these later drafts should be signed off by the designated Committee or assigned entity in order to go forward to the Board for action at the Third Directors' meeting.

(4) The proponent of a proposed rule change, if present, may address the Board regarding his/her proposal at the Third Director's Meeting, regardless of designated Committee or assigned entity action.

(5) At the Third Meeting the Board of Directors is empowered to adopt any such rule change proposal, to not adopt the same, or to revise or amend the same at the Board's discretion.

(6) The Rule Change Coordinator shall record action taken at the Third Meeting of the Board of Directors at the Annual Meeting in the system.

(7) The Rule Change Coordinator shall be responsible for posting all rule changes adopted by the Board of Directors on the web, and forwarding notice of changes to the editor of *equestrian* for publication.

k. Standard rule changes progressing through the above process and which are adopted at the Annual Meeting will unless otherwise specified by the Board of Directors be effective as of the following December 1.

2. Rule Clarifications:

a. The Rule Change Coordinator, with approval of the Executive Director and General Counsel, may immediately correct misspelled words, minor punctuation errors, missing or incorrect references and other similar clarifications deemed minor by posting on the USEF website and inclusion in the next available Federation Rule Book.

b. Contradictory language, missing or incorrect phrasing, and other wording or punctuation errors that cause inconsistent interpretations of the intent of a rule, may be clarified via a Federation Official Rule Clarification form. This form will be submitted to the Rule Change Coordinator, who will obtain comments from relevant Federation Departments and Committees. When comments are received, the Legislative Committee may, at its discretion, forward a clarification directly for inclusion on the USEF web site and in the next available Federation Rule Book, upon approval of the Executive Committee.

3. Extraordinary Rule Changes.

a. An Extraordinary rule change is defined as one that, unless expedited, would create or continue a severe hardship or a gross unfairness to the Federation, its members or their horses, its Licensed Competitions, or its Affiliated Associations. The rule change proposal form MUST contain a statement describing clearly how the proposed change meets the above criteria. The Rule Change Coordinator must then get certification that the proposed extraordinary rule change in fact, does meet the necessary criteria to bypass the normal rule change process. Such certification will come from the

Legislative Committee in conjunction with the Executive Director and General Counsel, or at least two USEF Officers.

b. Once the proposal is certified, and with a required minimum five business days notice, the Board of Directors or the Executive Committee at any meeting may entertain and take immediate action on such an Extraordinary Rule Change. However, the five-day notice requirement may be waived upon the affirmative vote of a majority of the Board or Executive Committee present with the reasons for the waiver stated in their meeting minutes.

c. Extraordinary Rule Changes shall be effective as specified by the Board or Executive Committee and if not specified, shall be effective immediately upon passage.

d. Following adoption of any Extraordinary Rule Change, prompt written notice must be given via the Federation's web site.

4. FEI Rule Changes. In order to comply in a timely manner with changes in FEI rules which may be published by the FEI outside the Federation's normal rule change schedule, certification is waived and the Executive Committee or Board of Directors may consider and act to conform to any FEI rule change as deemed necessary.

GR151 Presidential Modifications.

1. Modifications may be made in the application of the Federation Rules under special circumstances (see Bylaw 332.1e). Requests should be submitted to the office of the President and will be forwarded to appropriate committee chairmen for their recommendations before being submitted to the President for consideration.

a. Senior Active Members of the Federation may submit a request for Presidential Modification to the Rules with supporting documentation and a non-refundable \$50 processing fee.

b. The President has the authority to waive the processing fee.

CHAPTER 2 MEMBERSHIP CATEGORIES AND REQUIREMENTS

SUBCHAPTER 2-A MEMBERSHIPS

- GR201 Membership Categories.
- GR202 Membership Requirements.
- GR203 Effective Date of Membership.

SUBCHAPTER 2-B AFFILIATED ASSOCIATIONS

- GR204 Affiliated Associations and Associated Youth Organizations.

SUBCHAPTER 2-C NON-MEMBERS

- GR205 Participation.

SUBCHAPTER 2-D FEDERATION FEES AND DUES

- GR206 Non-Member Fee.
- GR207 High Performance Fees.
- GR208 Competition Fees.





CHAPTER 2 MEMBERSHIP CATEGORIES AND REQUIREMENTS

SUBCHAPTER 2-A MEMBERSHIPS.

GR201 Membership Categories.

1. Competing Membership(s)

Competing members are those individuals who desire to participate in Federation Licensed Competitions. Competing members are eligible to participate as a licensed official, rider, driver, handler, vaulter, longeur, owner, lessee, agent, trainer, coach, competition manager, or competition secretary. The competing membership options are:

a. Life Member. Life Members are Senior Active or Junior Active Members who attain Life Membership upon a single payment of \$2,500. Life Members shall have all rights and privileges of Members and be subject to all liabilities and penalties which may be imposed upon Members. They shall be exempt from annual dues.

b. Senior Active Member. Senior Active Members are those Members who are at least 18 years of age. Their annual dues are \$55. Senior Active Members shall be sent notice of and shall be entitled to attend the Annual Meeting of the Federation.

c. Junior Active Member. Junior Active Members are those Members who have not reached their 18th birthday as provided for in GR126. Their annual dues are \$55.

2. Non-competing Membership(s)

Non-competing members are those individuals who do not desire to participate in Federation Licensed Competitions. Non-competing members are not eligible to participate as a licensed official, rider, driver, handler, vaulter, longeur, owner, lessee, agent, trainer, coach, competition manager, or competition secretary. The non-competing membership options are *described on the membership application form. EC 8/17/09 Effective 12/1/09*

GR202 Membership Requirements.

1. To be eligible to participate as a rider, driver, handler, vaulter, longeur, owner, lessee, agent, coach or trainer at Regular Competitions, Eventing Competitions at the Preliminary Level or above, Dressage Competitions, Combined Driving Competitions at the Advanced Level, Endurance Rides, Reining Competitions, ParaEquestrian Competitions, and Vaulting Competitions, persons must be Members of the Federation as provided in Bylaw 201.

2. All Life, Senior Active and Junior Active Members of the Federation must designate a primary breed/discipline affiliation upon joining or must do so annually upon renewing. A member will be deemed to continue his or her primary designation unless prior to the record date (November 30 of each year) such Life Member notifies the Federation in writing of change. This shall be considered the member's affiliation for the purpose of allocating Voting Director seats as provided in Bylaw 211.

3. Lessees are considered owners in connection with this membership requirement. If a horse(s) is owned by multiple individuals, only one owner need be a Member or pay a non-member registration fee.

4. If a horse(s) is owned by a farm or any other entity, only one principal owner of the farm or entity needs to be a member or pay a non-member registration fee. (To be eligible for Horse of the Year Awards, a farm or any other entity that owns a horse(s) must also obtain an exhibitor registration pursuant to GR1106.)

5. Non-members must pay a non-member registration fee of \$30.

6. The competitions will be responsible for forwarding a list of the names of individuals who pay non-member fees at the competition to the Federation with the post competition report. Payment of non-member fees for purposes of competing does not entitle the individual to any other privileges of USEF membership.

GR203 Effective Date of Membership.

1. Effective Date of Memberships

a. Membership is effective the date the correct application and fees are received in the Federation office, with the following exceptions:

(1) For applications submitted at licensed Dressage Competitions, reference Bylaw 223, Section 1, applications are considered effective on the date the application and

dues are received by the Competition Secretary provided the application is signed and dated by the Competition Secretary on that same day.

(2) Applications completed online at any Dressage competition are effective the date the application is submitted.

(3) For applications submitted at all Competitions other than Dressage Competitions, reference Bylaw 221, Section 1, applications are considered effective on the start date of said Competition provided the application and dues are received by the Competition Secretary and the application is signed and dated by the Competition Secretary during the period of the Competition.

(4) Applications completed online at any competition other than Dressage are effective, for points and eligibility to compete only, the start date of the Competition.

SUBCHAPTER 2-B AFFILIATED ASSOCIATIONS.

GR204 Affiliated Associations and Associated Youth Organizations.

1. Affiliated Associations consist of corporations, organizations and other groups in good standing in a state, region or locality, educational institutions offering equine related programs, or other organizations approved by the Executive Committee of The Federation, which have federated together to form an association. Affiliated Associations must agree to comply with and be bound by the Bylaws and Rules of The Federation and decisions of the Federation, including those of the Hearing Committee, as said bylaws or Rules or Hearing Committee decisions apply specifically to Affiliated Associations, and must pay annual dues of \$150. Any association or corporation which pursuant to the bylaws has proportional or direct representation on the Board of Directors of the Federation must affiliate and pay dues as an Affiliated Association of the Federation and be subject to all responsibilities and privileges of an Affiliated Association. Categories of membership shall include:

a. International Discipline Associations, where the discipline is recognized through the Federation to the FEI and the USOC; the Federation may only recognize one International Discipline Association for each discipline recognized by the FEI.

b. Recognized Associations, where the national breed or discipline has competition rules which have been approved by the Federation Board of Directors for inclusion in the Federation Rule Book; the Federation may only recognize one national breed/discipline association for each breed or discipline with competition rules in the Federation Rule Book.

c. National Associations, where equestrian-related groups or individuals have formed a national association or organization.

d. State/Regional Associations, where equestrian-related groups or individuals have formed an association in a State or Region.

e. Educational Associations, where educational institutions or colleges offer equine-related programs.

f. Associated Youth Organizations which consist of corporations, organizations, associations, or other groups having equestrian programs primarily limited to youth (age 21 or under) programs which are not specific to any one Breed or Discipline.

SUBCHAPTER 2-C NON-MEMBERS

GR205 Participation.

A non-member, who wishes to participate as a rider, driver, handler, vaulter, longeur, owner, lessee, agent, coach or trainer at Regular Competitions, Eventing Competitions at the Preliminary Level or above, Dressage Competitions, Endurance Rides, Reining Competitions, Vaulting Competitions, and Combined Driving Competitions at the Advanced Level, must pay a non-member registration fee for each competition in which competing. Lessees are considered owners in connection with this membership requirement. In the event of an entry under multiple ownership, only one owner need be a Member or pay a non-member registration fee. The competitions will be responsible for forwarding a list of the names of individuals who pay non-member fees at the competition to the Federation with

the post competition report. Payment of non-member fees for purposes of competing does not entitle the individual to any other privileges of USEF membership.

SUBCHAPTER 2-D FEDERATION FEES AND DUES

GR206 Non-Member Fee.

1. Federation non-member fee. The amount of the non-member registration fee will be established annually by the Federation. Unless otherwise established, the fee will be \$30 and must be collected by all appropriate competitions and remitted to the Federation (for exceptions see GR901.9). Non-US citizens who are members in good standing of their National Federations are exempt from payment of the Federation Non-Member fee.
2. Recognized Affiliate Association non-member fee. A Federation Recognized Affiliate Association as defined under Bylaw 222, Section 1 (1) and 1 (2) may establish a non-member fee for their respective breed or discipline. If established, the amount of the non-member fee will be determined annually by the applicable Recognized Affiliate Association. This fee must be collected by all appropriate licensed competitions and remitted to the Recognized Affiliate Association (for exceptions see GR901.9).

GR207 High Performance Fees.

1. International High Performance
 - a. In order for an individual to be eligible to compete as a rider, driver, vaulter, or longeur, in competitions as defined herein, said individual must be a member of the Federation and must pay an International High Performance (IHP) Fee as noted below: *(Exception: GR207.1k)*
 - b. The IHP fee is \$35 per entry at defined competitions *in the United States* as noted below for each discipline. The fee is capped at \$420 per competition year. Please refer to the USEF website for policy and instructions on requesting reimbursement for payments over \$420 in the same competition year.
 - (1) For purposes of this rule, an entry is defined as each horse, horse/vaulter combination, vaulting team, or driving single, pair or team.
 - (2) Competition secretaries are responsible for collecting the fees and sending them to USEF with the post-competition report.
 - c. Dressage
 - (1) FEI Recognized Events *[CDIO/CDI's, including the North American Junior and Young Rider Championships (NAJYRC)]*.
 - d. Eventing
 - (1) FEI Recognized Events *[CCIO/CCI's and CIC's, including the North American Junior and Young Rider Championships (NAJYRC)]*.
 - e. Jumping
 - (1) FEI Recognized Events *[CSIO/CSI's, including for Children, Young Riders, Seniors, and the North American Junior and Young Rider Championships (NAJYRC)]*.
 - (2) USEF recognized Grand Prixes included on the USEF *Show Jumping Ranking List* (Maximum one fee per horse per competition).
 - f. Driving
 - (1) FEI Recognized Events *(CAIO/CAI's)*.
 - g. Endurance
 - (1) FEI Recognized Events *(CEIO/CEI's)*.
 - h. Para-Equestrian
 - (1) FEI Recognized events *(CPEDIO/CPEDI's)* at the 3* level or above.
 - i. Reining
 - (1) FEI Recognized Events *[CRIO/CRI's, including the North American Junior and Young Rider Championships (NAJYRC)]*.
 - j. Vaulting
 - (1) FEI Recognized Events *(CVIO/CVI's)*
 - k. In order to compete in *competitions* in the US as defined above, foreign competitors must be a member in good standing of their National Federation and are required to pay the \$35 IHP per entry fee as listed above. *EC 3/15/10 Effective immediately*
2. All Senior Active Members who receive funding from USEF for High Performance training or competitions, if called upon by the USEF President, shall personally donate at

least two days of service for each calendar year in which they have received funding. However, such service is not required to be given during the same calendar year in which funding is received. Such service may be, at the President's discretion, given to either the Federation and/or the members' respective affiliate. In person participation at Board and Committee meetings shall be credited toward fulfilling this service requirement. Such requested service shall not affect a member's amateur status. A member's competition schedules and prior commitments shall be taken into serious consideration by the USEF President when calling upon members to fulfill this requirement. An administrative penalty may be levied by the President for non-compliance at the recommendation of the Executive Director for Sport Programs, and after consultation with the Regulation Director.

GR208 Competition Fees.

1. For every horse participating in any competition licensed by the Federation, a \$15 Federation fee will be collected (\$7 shall be an Equine Drugs and Medication fee to provide for research, inspection, and enforcement of rules regarding use of medications and drugs; see GR407.1, .2 and .3). Exception: Horses entered in classes exempted from the Equine Drugs and Medication fee are also exempt from the balance of the Federation fee.
2. The following fees may be paid by competitors when applying for membership at a competition: any fees as provided in GR206, GR207, GR208.1, GR1307.3, and GR1309.2.b.

CHAPTER 3 COMPETITION LICENSING

SUBCHAPTER 3-A COMPETITION CLASSIFICATIONS AND PRIVILEGES

- GR301 Classifications.
- GR302 Privileges.
- GR303 National Championships.

SUBCHAPTER 3-B COMPETITION LICENSES

- GR304 General.
- GR305 Agreement.
- GR306 License Procedures.
- GR307 Competition Permission and License Application Disputes.
- GR308 Mileage.
- GR309 Dues, Fees and Insurance.
- GR310 Cancellation of Competitions.

SUBCHAPTER 3-C LICENSED COMPETITION STANDARDS

- GR311 Restrictions on Local Competitions.
- GR312 General.
- GR313 Determining Ratings.
- GR314 Special Conditions.

SUBCHAPTER 3-D REVIEW AND RENEWAL OF COMPETITION LICENSES

- GR315 Inactive Competitions.
- GR316 Competition Evaluation.
- GR317 Sale or Transfer of License.





CHAPTER 3 COMPETITION LICENSING

SUBCHAPTER 3-A COMPETITION CLASSIFICATIONS AND PRIVILEGES

GR301 Classifications.

1. Licensed Competitions may be classified as Regular Competitions, Local Competitions, Eventing Competitions, Dressage Competitions, Driving Competitions, Endurance Competitions, Reining Competitions, Vaulting Competitions and Honorary Competitions. An Honorary Competition is a show held in another country which has been elected to this classification by the Federation but does not enjoy any of the privileges of Licensed Competitions. (See Bylaw 223).

2. After written application to the Executive Committee at least six months prior to an event, a competition may be approved for Special Competition status upon majority vote of the Executive Committee. To be considered, a competition must list on the application all information requested including the names of competition management if not already registered with the Federation. A \$750 non-refundable processing fee must be submitted with the application. A Special Competition is an event which does not meet fully the requirements for obtaining Federation licensing, however, it has been deemed in the best interest of the exhibitors, the breed/discipline and the Federation that the event be granted Licensed status. Special Competition status includes but is not limited to Olympic Games or Trials, PanAm Games or Trials, World Equestrian Games or Trials, World Cup Finals, Federation National Finals and National Championships and other events created for the benefit of the exhibitor and breed/discipline approved by the majority vote of the breed/discipline Affiliated Association, the Federation breed/discipline committee and by the Executive Committee. In acting upon the application, the Executive Committee may or may not take into consideration the Event's possible effect upon other applications. The application must specify which Federation rules cannot be met. Competition dues are to be assessed based on prize money offered. Approval, if granted, is for one year only. Management is required to re-apply for future competitions. The Executive Committee may place additional conditions upon an approval in any matter it deems appropriate. All Federation rules other than those for which an exception has been made must be enforced.

3. Divisions and sections of Regular Competitions are classified A, B, or C for the purpose of reckoning points toward the Federation Annual Horse of the Year Awards. (Exception: Jumper Division, see GR1114.)

4. Divisions and sections of Local, Dressage, Driving Competitions, Endurance Competitions, Reining Competitions, Vaulting Competitions and Eventing Competitions are not rated. **However, Dressage Competitions are categorized by levels.**

EC 9/21/09 Effective 12/1/09

5. Federation Endorsed Competitions, Divisions, or Levels. Those events receiving approval pursuant to the Federation Bylaws.

6. Heritage Competition Designation

a. Heritage Competition is a designation reserved for those competitions within the sport of Equestrian that have been established for a long period of time and have made a substantial contribution toward development and promotion of the sport of equestrian, both within the sport and within the broader community, by achieving, maintaining and promoting the equestrian ideals of sportsmanship and competition.

b. Designation as a Heritage Competition requires

(1) Application by Competition Licensee

(2) Recommendation by USEF/CEO

(3) Approval by USEF Affiliate primarily represented by the competition.

(4) Approval by the USEF Executive Committee

(5) Approval of the USEF Board of Directors at the Annual or Mid Year meeting.

c. Eligibility for Heritage Competition consideration

(1) Minimum of 25 consecutive years of operation excluding any act of god interruptions.

(2) Significant involvement and support from the community where the competition is held

(3) Significant contribution to promotion of the sport of equestrian.

- (4) Widely recognized within the sport of equestrian as being a National or International level of competition, or possessing other characteristics that make it unique within the sport of equestrian.
- d. Benefits of Heritage Competition designation
- (1) Entitled to License for comparable dates for a period of 7 years
 - (2) Included in the USEF promotional program for Heritage Competitions
 - (3) Entitled to use of the Heritage competition designation on Prize list and promotional material.
- e. The Heritage designation may be removed from a competition with or without cause by 2/3rds vote of the USEF Executive Committee.

GR302 Privileges.

1. Licensed Competitions enjoy privileges not available to other competitions including:
 - a. a position on the Federation schedule of competition dates;
 - b. assistance of Federation Committees, including Division and Hearing Committees and the facilities and assistance of the Federation office, staff and records;
 - c. the privilege of holding International Competition;
 - d. the opportunity to purchase insurance protection made available to most Federation competitions;
 - e. subscription to *equestrian*, the official publication of the Federation.
 - f. assurance of the highest national standards in the sport, and the ability to advertise that a competition is nationally recognized;
 - g. a commitment to fair competition and the welfare of the horse which can only be provided by the Equestrian Federation of the United States through its rules and their firm enforcement, based on decades of legal precedent;
 - h. through those rules, the Federation's Drugs and Medications Program, bringing the world's highest standard of research and testing to the sport;
 - i. attraction to an event of horses and riders properly registered with the Federation to compete for Zone and National awards, as well as other competitions supervised by Federation, such as its Medal classes;
 - j. assistance of the Federation to set high standards of competition through access to licensed and experienced officials, and in assuring financial responsibility of entrants;
 - k. reduced rates for advertising in *equestrian* magazine, the official magazine of American Equestrian sport since 1937;
 - l. provide non-exclusive licenses to the Federation's licensed and endorsed competitions and events to perform, present or cause the live and recorded performance of all non-dramatic renditions of the separate musical compositions in the ASCAP and BMI repertoires.

GR303 National Championships.

United States Equestrian Federation, Inc. (the Federation) shall have the exclusive right to designate national championships in the disciplines for which the Federation is designated as the National Governing Body by the United States Olympic Committee and in the disciplines for which the Federation is designated as the National Federation by the Federation Equestre Internationale (Dressage, Driving, Endurance, Reining, Show Jumping, Three-Day Eventing and Vaulting). The allocation of national championships in the foregoing disciplines, including issuance of date approvals, licensing of officials, approval of name and all copyright, trademark, trade name, television, video and other broadcast rights and all sponsorship matters shall be solely reserved to the Federation Executive Committee acting upon the advice and recommendation of the relevant Federation committee(s), Budget and Finance Committee and the USEF Officers. All persons or organizations, including affiliate organizations, organizing committees and/or competitions managements, wishing to receive Federation approval to hold a national championship in the foregoing divisions must apply to the Federation in writing on appropriate form(s) provided by the Federation and to be received by the Federation's office no later than the deadlines applicable to the respective disciplines outlined in GR306.7. The Executive Committee shall be entitled to condition the Federation's designation and granting of approval for a national championship in any manner which in its discretion it deems appropriate.

GR304 General.

1. License Application - Applications for a competition license agreement must be made on the form provided by the Federation. The forms must be signed by the Licensee requesting the date and shall contain the following statement: In applying for the above dates the licensee agrees to abide by the rules of the Federation and understands that failure to do so constitutes a breach of the license agreement and may constitute a violation of the rules which may subject the licensee to penalty under the provisions of GR707.

2. Any changes to the License agreement including location, dates, rating, level, or prize money, will require a license modification request with payment of a fee. USEF may or may not approve the requested changes. Competitions that are not conducted in accordance with the terms of the license agreement will have breached the terms of the license agreement, and such breach may result in cancellation or nonrenewal of the license agreement, or the licensee may be ineligible for a license in the future, or other penalties under the provisions of GR707. *BOD 7/28/09 Effective 12/1/09*

a. Holding a competition on a date(s) other than that approved shall constitute a violation of the rules unless a request to change the date(s) is received in the Federation's office at least 30 days prior to the competition (exception: Eventing) and permission is duly given. For Eventing competitions, requests for change of competition date(s) must be received 10 days prior to the first day of the competition.

b. Holding a competition at a location other than as stated on the date application shall constitute a violation of the rules unless a request to change the location is received in the Federation's office at least 60 days prior to the competition date and permission is duly given.

c. Failure to obtain the permission of the Federation at least 30 days prior to the competition (exception: Eventing) to add a division, not offer an approved division, or change the rating of an approved division, may constitute a violation of the rules. For Eventing competitions, requests to add or cancel a division must be received 10 days prior to the first day of the competition.

3. License Applications for competitions that USEF is unable to approve for any reason, including mileage conflicts will be sent written notification by the Competitions Department and the application will be held for a period of 30 days from the date of that notification to allow the competition in question to submit the information required, seek alternative dates, submit written permission from the competition in conflict, or make other amendments, as applicable. At the end of the 30-day period the application will be considered to have been withdrawn and the fees will be refunded, unless an extension has been granted by the Competitions Department or the matter is being handled pursuant to GR307. Except as provided herein, there will be no holding of applications or fees.

GR305 Agreement.

1. All applications for a Federation license are accepted with the explicit agreement of competition officials that all classes (rated or unrated) to be held on a Federation licensed date must be recognized by the Federation and are governed by all applicable Federation rules, and that no unrecognized classes will be held on any date for which Federation recognition is requested, except that:

a. Horse Trials at Eventing Competitions below the Preliminary Level,

b. Eventing Tests at all levels

c. Combined Driving below the Advanced Level

d. Draft Horses classes

e. Miniature Horse classes

f. Non-affiliated National Breed or discipline association classes

g. Vaulting levels/classes below A-Team, Gold, Silver and Pas de Deux

h. Academy classes

i. Qualifying classes for Youth Reining classes or Reining classes at NRHA endorsed competitions

j. Exhibitions for which there are no breed or division rules

k. These above named classes/levels can be held as unrecognized only provided a separate entry blank is used and the prize list and/or Omnibus clearly states that the classes are not recognized by the Federation.

I. Exception: FEI rules take precedence as to international classes and events over Federation rules at all FEI Sanctioned Competitions. Federation rules take precedence as to national classes and events which are not FEI Sanctioned at FEI Sanctioned Competitions. In connection with Endurance Riding Events, The Federation shall nationally enforce the prohibition of the gastric ulcer medications ranitidine and meprazole, in accordance with GR410.

GR306 License Procedures.

1. All processing of new and renewal license applications will be performed by the USEF Competitions Department. The Competitions Department will be responsible for the administration of the process and for the approval of licenses in accordance with established procedures.
2. All USEF license applications will be considered confidential as to content. The identity of applicant(s) or licensee(s) will not be confidential. USEF may request additional information from an applicant, however, USEF is under no obligation to do so. Applicants are expected to supply all relevant information with their application. The license will define the obligations of both USEF and the licensee and are subject to nonrenewal or termination by either party.
3. Existing licensed dates and locations will be posted on the USEF Web site. When a date that has been licensed becomes available (New Open Date) it will be posted on the USEF Web site until the end of the month following the month in which the date becomes available. A date may become available as a result of:
 - a. A timely renewal license application not being received by the USEF. See GR306.6
 - b. Failure of the existing competition to achieve a satisfactory Competition Evaluation.
 - c. Licensee not meeting the "good standing" requirement for License.
4. Complete License Applications must be accompanied by the appropriate fees and either sent certified mail, post-marked, overnight with tracking, or by receipted fax. Applications must be received by the date specified by 6. below. Applications for FEI Competitions cannot be submitted to the FEI until the national competition has been licensed by the Federation. Applications for competitions which are not made in accordance with the above will be returned and not considered.
5. Applications for competitions unable to be approved for any reason, excluding mileage conflicts, will be sent written notification by the Competitions Department and held for a period of 30 days from the date of that notification to allow the competition in question to submit the information required, seek alternative dates, or make other amendments, as applicable. At the end of the 30-day period, if the application has not been completed or the 30-day period extended by the Competitions Department, the application will be considered to have been withdrawn and the dues will be refunded. Except as provided herein, there will be no holding of applications or dues, and applicants must reapply from year to year. Applications that seek approval for a License to conduct a competition on a date that has been open for more than the web posting period will be accepted at any time. All applications for dates that have been open for more than the new open date web posting period will be considered on a first received basis.
6. Renewal License Applications are due as follows:
 - a. For multi-year licenses, renewals must be received within sixty days of the last day of the next to last competition under an existing license.
 - b. For single year licenses, renewals must be received within sixty days of the last day of the licensed competition.
 - c. License renewal applications received more than sixty days after the last day of the applicable competition under an existing license will be considered as a new application subject to all new application policies and procedures including posting period for open dates.
 - d. License applications for new competitions will be accepted beginning in March of each year and all applications for new competitions received on or before April 1 will be considered as received on April 1.
7. A complete application accompanied by appropriate fees to hold a Regular Competition, Reining Competition, or Dressage Competition must be received in the Federation's office at least sixty days prior to the date(s) requested. A complete application accompanied by appropriate fees for a Local Competition or Driving Event must be received thirty days prior to the date(s) requested. A complete application accompanied by

appropriate fees for an Eventing Competition must be received ninety days prior to the date(s) requested. A complete application accompanied by appropriate fees to hold an Endurance Event or Vaulting Competition must be received 45 days prior to the date(s) requested. A complete application accompanied by appropriate fees for a Hunter Breeding competition must be received ninety days prior to the date(s) requested.

8. Competition Permission. Competitions that have previously been operating with a competition permission may seek renewal of the permission pursuant to GR307.

9. License Duration. The duration of the License agreements will normally be three (3) years. During this period, Licensed Competitions will be subject to Competition Evaluation. Licenses for a shorter period may be requested. On or after December 1, 2007, licenses with a longer term may be offered. However, terms in excess of seven (7) years would require Executive Committee approval. License agreements for periods greater than three (3) years will occur only after consideration of licensee experience, the time/investment required to develop corporate sponsors, media support, and the capital investment in the venue, all in conjunction with what is in the best interest of equestrian sport. Such licenses may provide for successor clauses during the term of the license as deemed necessary.

10. Competition Fees. Application and/or competition fees will be payable annually in April for the following competition year under an existing license agreement. License fees may be modified during the period of a license.

11. Cancellation. A licensee may cancel without charge an existing licensed competition by notifying USEF of the cancellation and returning the license to USEF not less than ten (10) months prior to next competition date under the license. When a cancellation is received more than three (3) months but less than ten (10) months prior to the first day of the next competition date under the license, 75 percent of competition dues will be refunded, subject to a minimum processing fee. If written notice of a cancellation is received less than three (3) months prior to the first day of the competition, the licensee will forfeit the application fee and will also be assessed a penalty fee equal to that of the minimum competition dues, unless the cancellation is due to an act of God.

12. Ineligible License Applicant. A License application or renewal from a Licensee may not be accepted if it has been determined by USEF that the licensee has outstanding issues which may relate to financial matters, safety matters, failure to comply with USEF rules, breach of a prior license agreement, or any other issues that may be prejudicial to the best interest of the sport. When possible USEF will inform the licensee of any outstanding issues in order that, when possible, the Licensee may have the opportunity to address the matter.

13. Grandfathered Competitions. If the mileage rule in effect on December 1, 2005 creates a conflict of dates between Recognized Grandfathered Competitions existing prior to December 1, 2005, each competition so affected may be provided with a license without regard to application of the current mileage rule. Grandfathered competition License agreements are subject in all respects to future changes in rules including mileage and Competition Evaluation in accordance with the license agreement process.

GR307 Competition Permission and License Application Disputes.

1. When a competition license application is denied due to a mileage conflict, the license applicant may seek permission to conduct the competition with a mileage conflict. The competition license applicant must notify the Federation in writing and complete the Request for Permission form.

- a. The request for permission must include:
 - (1) the proposed licensee name, address and contact information;
 - (2) requested dates;
 - (3) proposed location;
 - (4) proposed divisions and ratings of competition for which permission is being requested; and
 - (5) any other information the licensee requesting permission wishes to have considered in connection with the Request for Permission.
- b. Upon receipt of the written Request for Permission, the Federation will provide the Licensee of the competition with an existing licensed date a copy of the Request for Permission form.
- c. The licensee with the existing licensed date shall have thirty (30) days from receipt of the form in which to either:
 - (1) grant requested permission;

- (2) grant requested permission with conditions; or
 - (3) deny permission and file a written objection with the Federation. The objection should contain any information that the licensee who holds the existing licensed date believes should be known by the Federation in considering the Request for Permission. The Federation will provide a copy of any written objection to the granting of the Request for Permission to the applicant seeking permission.
 - d. The licensee with an existing licensed date and the applicant requesting permission may contact each other for the purposes of discussing the Request for Permission and reaching agreement on the matter. The terms and conditions of any agreement relating to the granting of permission must be fully disclosed to the Federation by all parties.
 - e. In the event the licensee with an existing licensed date does not respond to the Federation in writing within the specified period, the Federation will consider the request for permission based upon information it deems appropriate.
 - f. The Federation shall determine whether it is in the best interest of the sport to either deny or grant the permission and under what terms and conditions such permission shall be given within a reasonable period of time from the date a response by the licensee with the existing licensed date was due. The Federation shall reserve the right to have final approval on the granting or denying of permissions and will not delegate this responsibility to any other entities or parties.
 - g. Licensed competitions operated with Permission are limited to a licensed period of one year. Competitions conducted with permission from USEF that wish to continue to hold the competition for the comparable dates (See GR110) and at the same location will continue to be required to obtain written permission for each subsequent year. Comparable dates are based on the dates of the last competition under a license agreement.
 - h. Competitions operated with Permission do not have any mileage protection related to their licensed competition.
 - i. Limited extensions to the time limits herein may be granted by USEF upon request in order to facilitate the licensing process.
2. License Application Disputes.
- a. Notification of denial will be sent to the licensee with a copy to the competition contact shown on the application. The initiation of a dispute resulting from the denial of a License must be received by USEF within 15 days of the date on the USEF notice of the denial and must be accompanied by the nonrefundable fee of \$750. Formal disputes may only be filed by a party that has been denied a License for the dates, rating, or level requested.
 - b. License disputes are to be decided by the CEO of the Federation. The CEO may consult with a Recognized National Affiliate or other party in regard to the matter under dispute. The CEO shall provide the denied license applicant the opportunity to be heard pursuant to written submissions only and he/she shall issue a written decision within 30 days following receipt of dispute filing, containing his/her findings, conclusions and ruling by mailing the same to the affected parties. When the matter is deemed to be administrative in nature the CEO decision shall be final and not appealable. Notification of CEO's decision will be sent to the licensee with a copy to the competition contact shown on the application.
 - c. License Dispute Appeal Process. The denied license applicant may appeal the decision of the CEO. The Appeal must be received by USEF within 30 days of the date on the notice of the CEO's decision and must be accompanied by a nonrefundable fee of \$1500. In no event may the period of time USEF receipt of the appeal exceed 30 days.
 - d. License Dispute Appeal Hearing Panel.
 - (1) A License Dispute Hearing Panel List consisting of Senior Active Members in good standing with USEF shall be established at the Annual Meeting each year by the following procedure:
 - (a) One Panel Member and one Alternate Panel Member to be designated by each USEF recognized national affiliate.
 - (b) One Panel Member and one Alternate Panel Member to be designated by USEF Competition Management Committee.

- (c) Three Panel Members and three Alternate Panel Members to be designated by the USEF President.
- (d) Alternate members shall serve when a designated Panel Member is either conflicted in relation to the matter under dispute or unable for any other reason to serve.
- (2) A five member unconflicted License Dispute Appeal Hearing Panel shall be established from the Licensed Dispute Hearing Panel List upon receipt of the Appeal and payment of required fee. The Panel shall consist of:
 - (a) The panel member designated by the relevant Recognized National Affiliate or Breed/Discipline;
 - (b) The panel member designated by the USEF Competition Management Committee and;
 - (c) Three (3) Panel members designated by the USEF President.
- (3) The decision of the License Dispute Appeal Hearing Panel shall be rendered within 30 days following receipt of dispute filing and shall be final in regard to the matter under appeal.

GR308 Mileage - General.

1. Mileage application provisions
 - a. To determine a mile radius, the distance shall be measured using a map drawn to scale by AAA, Rand McNally, or the USGS, or by using USGS based software, to measure the distance between the locations where the competitions are being conducted. (i.e. address of the facility where each of the competitions will be held or the longitude and latitude if an exact address does not exist.) (except between Long Island and the mainland). Application of this process will not adversely affect the license rights of competitions already licensed.
 - b. In any instance where road mileage between the competition facility locations is greater than one and one half (1 1/2) times the radial mileage between the competition facility locations, the required mile distances between competitions shall be based upon the road mileage rather than radial mileage.
 - c. Mileage between competitions with different mileage requirements will be subjected to the lower of the mileage distances.
 - d. Long Island, N.Y. The distances between competitions held on Long Island, NY, and competitions held on the mainland shall be determined by measuring a straight line distance from the point at which Interstate Highway 278 (across the Triborough Bridge) intersects the shore of Long Island, to the location where the Long Island competition is being conducted. (i.e. address of the facility where each of the competitions will be held or the longitude and latitude if an exact address does not exist) and by measuring the mile radius from the bridge to the location where the other competition is being conducted. (i.e. address of the facility where each of the competitions will be held or the longitude and latitude if an exact address does not exist) Application of this process will not adversely affect the license rights of competitions already licensed.
 - e. If the mileage between competitions is less than the applicable distance specified by this rule, conflicting dates may be approved by USEF in accordance with GR307, and providing all other requirements for recognition are met.
 - f. New competitions offering Level 4 or 5 (A or AA) rated hunter or jumper divisions or sections will not be licensed on dates conflicting with those of any other Licensed Competition within the applicable distance specified by this rule which offers Level 4 or 5 (A or AA) rated hunter or jumper divisions or sections, regardless of class scheduling. In the case of a multi-breed or multi-discipline competition, a question of conflict shall be determined with reference only to those dates, inclusive, during which hunter or jumper divisions or sections are to be held. The mileage restrictions will not prevent two Hunter/Jumper competitions from being approved if the two competitions have different competition managements and the competition with priority gives written permission, to be renewed annually, and the mileage distance between competitions is at least 10 miles.
 - g. The foregoing distance rules do not apply to events comprised exclusively of classes recognized by the FEI and the USOC. The National Championships for Dressage, and Dressage Competitions offering USEF High Performance qualifying or selection trials, or observation classes and National classes held in conjunction with a

CDI are exempted from the mileage rule. Certain competitions held in conjunction with events also holding FEI competitions and/or selection trials for international competitions, at the discretion of the Executive Committee, may be exempted from the mileage rule.

h. Existing competition is a licensed competition not requiring permission that may or may not be within the mileage indicated of the new license applicant.

i. Proposals to change mileage rule or rules may be submitted for consideration by the USEF Board of Directors. Any such mileage rule change will have an effective date of December 1 of the following calendar year. In no event will changes to mileage become effective in less than 12 months from the date of the rule change approval. Proposals for mileage rule changes submitted by Affiliates may only be considered after they have been considered at the annual meeting of the appropriate recognized National Affiliate.

2. Mileage Charts. Mileage consideration may be applicable to more than one mileage chart.

a. USEF Standard Mileage Chart.

USEF Standard Mileage Chart for Licensed Competitions						
Priority Date Holders	New Competitions w/ Same Rated Sections					
		Level 5 (AA)	Level 4 (A)	Level 3 (B)	Level 2 (C)	Level 1 (Local)
	Level 5 (AA)	250	250	200	100	75
	Level 4 (A)	250	250	200	100	75
	Level 3 (B)	200	200	150	100	75
	Level 2 (C)	100	100	100	100	75
	Level 1 (Local)	75	75	75	75	50

b. Mileage Charts USEF Licensed Competitions in USHJA Zones 1 & 2.

(1) The distances between Licensed Competitions held in USHJA Zones 1 & 2 (ME, NH, VT, MA, CT, RI, NJ, NY, and PA) offering hunter or jumper divisions or sections shall be in accordance with the mileage tables (H1 & J1) shown below effective 12-01-08. Hunter mileage shall be independent of the Jumper mileage and applied separately to each division/section of a competition.

(2) Hunter Division/Sections.

Hunter Mileage Chart - H1 USHJA Zones 1&2						
Priority Date Holders	New Competitions w/ Same Rated Sections					
		Level 5 (AA)	Level 4 (A)	Level 3 (B)	Level 2 (C)	Level 1 (Local)
	Level 5 (AA)	125	125	90	50	40
	Level 4 (A)	125	125	90	50	40
	Level 3 (B)	90	90	75	50	40
	Level 2 (C)	50	50	50	50	40
	Level 1 (Local)	40	40	40	40	40

(3) Jumper Division/Sections

Jumper Mileage Chart - J1 USHJA Zones 1&2						
Priority Date Holders	New Competitions w/ Same Rated Sections					
		Level 5 (AA)	Level 4 (A)	Level 3 (B)	Level 2 (C)	Level 1 (Local)
	Level 5 (AA)	125	125	90	0	0
	Level 4 (A)	125	125	90	0	0
	Level 3 (B)	90	90	75	0	0
	Level 2 (C)	0	0	0	0	0
	Level 1 (Local)	0	0	0	0	0

- (4) Jumper Levels are based on the prize money offered see JP104.
- c. Mileage Charts USEF Licensed Competitions in USHJA Zones 3 thru 12.
 - (1) The distances between Licensed Competitions held in USHJA Zones 3 thru 10 and Canada [with the exception of Florida in the first trimester - December through March - see GR308.2d] offering hunter or jumper divisions or sections shall be in accordance with the mileage tables (H2 & J2) shown below effective 12-01-08. Hunter mileage shall be independent of the Jumper mileage and applied separately to each division/section of a competition.
 - (2) Hunter Division/Sections

Hunter Mileage Chart - H2 USHJA Zones 3 thru 12 and Canada (excluding FL in 1st trimester)						
Priority Date Holders	New Competitions w/ Same Rated Sections					
		Level 5 (AA)	Level 4 (A)	Level 3 (B)	Level 2 (C)	Level 1 (Local)
	Level 5 (AA)	250	250	100	75	50
	Level 4 (A)	250	250	100	75	50
	Level 3 (B)	200	200	100	100	75
	Level 2 (C)	75	75	100	100	75
	Level 1 (Local)	50	50	50	50	50

- (3) Jumper Division/Sections

Jumper Mileage Chart - J2						
USHJA Zones 3 thru 12 and Canada (excluding FL in 1st trimester)						
Priority Date Holders	New Competitions w/ Same Rated Sections					
		Level 5 (AA)	Level 4 (A)	Level 3 (B)	Level 2 (C)	Level 1 (Local)
	Level 5 (AA)	250	250	100	0	0
	Level 4 (A)	250	250	100	0	0
	Level 3 (B)	200	200	100	0	0
	Level 2 (C)	0	0	0	0	0
	Level 1 (Local)	0	0	0	0	0

(4) Jumper Levels are based on the prize money offered: see JP104.

d. Mileage Charts USEF Licensed Hunter/Jumper Competitions held in Florida in the first trimester (December through March).

(1) The distances between Licensed Competitions offering hunter or jumper divisions or sections held in the state of Florida during the first trimester of each competition year shall be in accordance with the mileage tables (H3 & J3) shown below effective 12-01-08. Hunter mileage shall be independent of the Jumper mileage and applied separately to each division of a competition which offer hunter or jumper divisions or sections shall be in accordance with the mileage tables. The remainder of the competition year mileage shall be in accordance with mileage tables H2 and J2. (GR308.2b and c)

(2) Hunter Division/Sections (1st Trimester Florida - December through March)

Hunter Mileage Chart - H3						
(1st Trimester Florida)						
Priority Date Holders	New Competitions w/ Same Rated Sections					
		Level 5 (AA)	Level 4 (A)	Level 3 (B)	Level 2 (C)	Level 1 (Local)
	Level 5 (AA)	225	200	100	75	50
	Level 4 (A)	200	200	100	75	50
	Level 3 (B)	200	200	100	100	75
	Level 2 (C)	75	75	100	100	75
	Level 1 (Local)	50	50	50	50	50

(3) Jumper Division/Sections (1st Trimester Florida - December through March)

Jumper Mileage Chart - J3 (1st Trimester Florida)						
Priority Date Holders	New Competitions w/ Same Rated Sections					
		Level 5 (AA)	Level 4 (A)	Level 3 (B)	Level 2 (C)	Level 1 (Local)
	Level 5 (AA)	225	200	100	0	0
	Level 4 (A)	200	200	100	0	0
	Level 3 (B)	200	200	100	0	0
	Level 2 (C)	0	0	0	0	0
	Level 1 (Local)	0	0	0	0	0

e. Dressage Mileage Charts USEF Licensed Competitions with Open Dressage Divisions/classes.

(1) In the case of a Regular or Local Competition holding "open" Dressage Division classes, the question of conflict shall be determined with reference only to those dates, inclusive, during which "open" dressage classes are to be held. See DR127.13 for a map of USDF regions.

(2) In the case of Dressage Competitions, or Regular or Local Competitions holding "open" Dressage Division classes, a 75 mile radius will apply to competitions held in contiguous USDF regions for which different distances are specified.

(a) 50-mile radius for all other Dressage Competitions in USDF Regions 1, 2, 6, & 8 (excluding competitions restricted to one breed)

(b) 100-mile radius for Dressage Competitions in USDF Regions 3, 4, 5, 7 and 9 (excluding competitions restricted to one breed).

(3) Two or more Dressage Competitions may never be held at the same or adjacent locations on the same days. Exception: Dressage Competitions that are limited to Dressage Sport Horse Breeding classes may be held at the same or adjacent location as another Dressage Competition that does not offer Dressage Sport Horse Breeding classes.

(4) All dressage competitions are categorized by Level. Criteria for each level in the charts below can be found on the USEF website. *BOD 7/28/9 Effective 12/1/09*

Effective 12/1/09: Dressage Mileage Chart - Contiguous USDF Regions - D1 USEF Dressage Competitions or Regular or Local Competitions with Open Dressage Classes						
Priority Date Holders	New Competitions					
		Level 5	Level 4	Level 3	Level 2	Level 1
	Level 5	75	75	75	75	75
	Level 4	75	75	75	75	75
	Level 3	75	75	75	75	75
	Level 2	75	75	75	75	75
	Level 1	75	75	75	75	75

Effective 12/1/09:						
Dressage Mileage Chart USDF Regions 1, 2, 6 & 8 - D2						
USEF Dressage Competitions or Regular or Local Competitions						
with Open Dressage Classes (excluding competitions restricted to one breed)						
Priority Date Holders	New Competitions					
		Level 5	Level 4	Level 3	Level 2	Level 1
	Level 5	50	50	50	50	50
	Level 4	50	50	50	50	50
	Level 3	50	50	50	50	50
	Level 2	50	50	50	50	50
	Level 1	50	50	50	50	50

Effective 12/1/09:						
Dressage Mileage Chart USDF Regions 3, 4, 5, 7 & 9 - D3						
USEF Dressage Competitions or Regular or Local Competitions						
with Open Dressage Classes (excluding competitions restricted to one breed)						
Priority Date Holders	New Competitions					
		Level 5	Level 4	Level 3	Level 2	Level 1
	Level 5	100	100	100	100	100
	Level 4	100	100	100	100	100
	Level 3	100	100	100	100	100
	Level 2	100	100	100	100	100
	Level 1	100	100	100	100	100

- f. Mileage Chart USEF Licensed Eventing Competitions.
 (1) Eventing competitions are not subject to the mileage charts

GR309 Dues, Fees and Insurance.

1. No competition dates will be assigned to a Licensee which has not paid dues, fees or fines owing to the Federation with respect to any past Licensed Competitions.
2. Any licensee who fails to pay sums owed to the Federation, or who makes payment for fees to the Federation which is not negotiable, will be notified by the Federation of its indebtedness and warned that unless settlement is made within two weeks of the Federation's notice, said licensee will automatically be fined the sum of \$250 to be paid to the Federation; and, further, that said licensee and any horses owned by licensee will automatically be barred from taking any part whatsoever in Licensed Competitions until payment or settlement is made of the total indebtedness to the Federation. Notice of suspension will be published through *equestrian* and the Federation's web site.
 - a. If any licensee affected by GR309.2 disputes that the amounts in question are owed or unpaid, said licensee may request to have the matter reviewed by the Hearing Committee, provided his or her written statement specifying the grounds for such review is received at the Federation's office within said two week period accompanied by a fee of \$100, which will be refunded if the dispute is settled in favor of said licensee.

b. In the event a licensee makes non-negotiable payment for fees to the Federation on three or more occasions, said licensee is subject to further disciplinary action. In addition, any future payments made to the Federation, must be submitted in the form of a certified check, cashier's check, money order, or valid credit card.

3. The annual dues for each Regular Competition are based upon the cash premiums offered, except as hereinafter provided. The monies received from exhibitors in the form of entry fees for distribution in sweepstakes are excluded in figuring the premiums offered. The dues for any current year shall be based upon the amount of the premiums to be offered in the current prize list or estimated from the previous year's prize list (minimum dues are acceptable with date application for Regular Competitions, i.e., \$175).

4. Regular Competition Dues:

<u>Premiums</u>	<u>Dues</u>
none to \$500	\$175
\$501 to \$2,000	\$225
\$2,001 to \$5,000	\$300
\$5,001 to \$8,000	\$375
\$8,001 to \$10,000	\$575
\$10,001 to \$25,000	\$700
\$25,001 to \$50,000	\$825
\$50,001 to \$100,000	\$950
Over \$100,000	\$1,075

5. The annual dues for each Local Competition (non-Hunter/Jumper) are \$100, except Open Western Division competitions that shall pay \$50. The annual dues for each Local Competition (Hunter/Jumper) are \$150.

6. The annual dues for each Eventing Competition are \$60.

7. The annual dues for each Dressage Competition are \$75.

8. The annual dues for each Driving Competition are \$60.

9. The annual dues for each Endurance Competition are \$60.

10. The annual dues for each Vaulting Competition are \$60.

11. The annual dues for each Reining Competition are \$50.

12. A fee of \$75 will be charged to any Regular, Local, Dressage, or Eventing/Dressage Competition which applies for a change of location.

13. A fee of \$50 will be charged to any Licensed Competition which applies for a change in its name. This fee is waived when a competition changes its name to include the title of a regional or national championship or when the name reverts back to its original name.

14. A fee of \$75 will be charged to any Licensed Competition which applies for a change of date. The fee may be waived by the CEO.

15. A penalty fee of \$500 will be charged to any competition that states in the prize list that the competition is licensed before the competition has been granted licensing by the Federation.

16. A fee of \$50 will be retained from the minimum competition dues submitted with any competition application that is unable to be approved and its application is subsequently withdrawn.

17. A Licensee may request an account audit from the Federation. The request must be submitted in writing and a fee of \$100 will be charged for each competition audited. An audit is a lengthy investigation into a Licensee's financial dealings with the Federation, encompassing multiple transactions, competitions, and possibly years. The fee must accompany the request. If staff error, fee will be refunded.

18. A Licensee may request an inquiry into the history of a competition date. The request must be submitted in writing and a fee of \$100 will be charged per each request. The fee must accompany the request. If staff error, fee will be refunded.

19. A certificate of insurance for each competition must be received by the Federation office at least fourteen calendar days prior to the competition by mail with proof of delivery or submitted electronically via e-mail, or via fax. Competitions faxing their certificate of insurance to the Federation must retain a copy of the fax confirmation. If the certificate is not received fourteen days prior to the competition, insurance coverage will be acquired through Equisure and the competition invoiced as outlined in GR309.20. Each certificate must name the Federation as additional insured for each day of the competition, including set-up and take-down days, with minimum limits of \$1,000,000 third party general liability

insurance and \$50,000 on equipment and property. Competitions failing to provide proof of such coverage (or such coverage to the extent permitted by local law) will automatically be enrolled in the Equisure policy for competitions and will then be invoiced the then prevailing premium for such insurance. Competitions outside the United States must provide evidence of equivalent coverage of such insurance and will not be enrolled in the Equisure group policy. Competitions must notify the Federation in writing of cancellation of their insurance policies by their insurance provider.

20. An automatic fine of \$200 will be imposed on any competition for which evidence of adequate insurance is not received at least two weeks prior to the competition. The fine is in addition to the amount of the invoice for the automatic enrollment in the Equisure policy. A competition disputing that the invoice and/or the fine is properly owing may appeal in writing to the Federation within 30 days of management's receipt of the Federation's notice of billing and/or fine, specifying the grounds for the appeal. The Federation's CEO or Executive Director, a special committee appointed by the president or the Hearing Committee will consider the appeal and may waive part or all of the billing and/or fine upon a finding of good cause why the evidence of insurance was not timely filed and/or a finding that extreme hardship results from the automatic penalty.

21. Western Division competitions may retain Local Competition status regardless of the amount of prize money offered.

GR310 Cancellation of Competitions. (See also GR110)

1. A Licensee may cancel without charge an existing Licensed competition by notifying USEF of the cancellation and returning the License to USEF not less than 10 months prior to next competition date under the License. When a Cancellation is received more than 3 months but less than 10 months prior to the first day of the next competition date under the License 75% of competition dues will be refunded, subject to a minimum processing fee. Written notice of cancellation less than 3 months prior to the first day of the competition will be assessed a penalty fee equal to that of the minimum competition dues, unless the cancellation is due to an Act of God.

2. Cancellation of a Licensed Competition for two consecutive years for other than acts of God will constitute a relinquishment by competition management of the comparable dates of the canceled competition.

3. Cancellation of 50% or more of "open" dressage classes as listed in the prize list by any Recognized competition for two consecutive years for other than acts of God, including failure to hold classes or sections whether for lack of entries or other reasons, shall constitute relinquishment of prior comparable dates for the third and subsequent consecutive years. In all such instances of cancellation for two consecutive years of 50% or more of dressage classes, approvals for that competition to hold "open" dressage classes for the third and any subsequent year shall not be accorded priority.

4. Competitions declaring cancellation due to an Act of God must provide written documentation, such as newspaper articles or photographs of the extenuating circumstances; absent severe and unusual circumstances, such as hurricane winds, floods, tornadoes, or blizzards, weather conditions shall not be considered Acts of God; whether or not a cancellation is due to an Act of God shall be decided by the CEO or Executive Director in the first instance subject to review and approval by the Executive Committee upon written demand.

5. Any Licensee that cancels three or more competitions in a competition year shall not have priority for comparable dates for the cancelled competitions for the following competition year; provided, however, that this provision shall not be applicable to a competition cancelled due to an Act of God, loss of a facility or due to extenuating circumstances, based upon a review by the Executive Director or CEO.

SUBCHAPTER 3-C LICENSED COMPETITION STANDARDS

GR311 Restrictions on Local Competitions.

1. The total cash prizes shall not exceed \$500. Except Open Western Division(see ratings chart GR313), 100% sweepstakes and Reining Competitions; not including value of trophies offered.

2. The designation Local Competition must be stated on the cover of the prize list.

3. The Federation and applicable Federation Recognized Affiliate Association non-member fee will not apply. *BOD 1/18/09 Effective 12/1/09*
4. Local Competitions benefit from all the general rules of the Federation and must abide by applicable division rules unless class specifications are printed otherwise in the prize list.

GR312 General.

1. For the purpose of equalizing competitions for the National Horse of the Year Awards, divisions and sections of Regular Competitions fall into one of three classifications: "A", "B" or "C" rated.
2. In the Hunter division, the Increment System will determine points for ribbons won in any rated section. The point value for ribbons won in "C" or "B" rated hunter sections is determined by the number of entries shown. The point value for ribbons won in "A" rated hunter sections is determined by the number of entries shown and the amount of prize money awarded in the rated hunter sections at that competition. See GR1130.

GR313 Determining Ratings.

1. A division or section rating or classification is determined from the number of classes, amount of cash premiums offered in these classes and the holding of required classes in certain divisions. A competition may not offer the minimum requirements for a rating higher than the rating approved by the Federation. See Ratings Charts.
2. A competition may qualify for several different ratings. Some competitions will earn an "A" or "B" rating in all divisions and sections; others, perhaps due to local conditions and more interest in certain breeds, may find themselves with a combination of ratings. If more than the minimum number of classes are offered prize money should be increased proportionately.
3. The Paso Fino Division is rated "C" regardless of the number of classes or amount of prize money offered. A competition may apply for an "A" rating if offering over \$20,000 and prior year competition had more than 250 horses.
4. In Stake classes in "A" and "B" divisions or sections competitions must guarantee amount offered as prize money except where the monies offered in other classes are sufficient to meet the Horse of the Year Award minimum requirements. In such cases Stake classes may run as sweepstakes.
5. The following are rated "C" regardless of the number of classes or amount of prize money offered: Hunter Breeding, Ladies Side Saddle Hunter, Adult Amateur and Children's Hunter sections, and for any Zone that has submitted specifications by August 1 of any year for its Pre-Green Hunters to be rated.

HUNTER SECTIONS	"A"	"A"	"B" and "C"	"B"
	Required Classes	Min. Money	Required Classes	Min. Money
Amateur Owner 3'6"	4-6*	500	3-4	100
Amateur Owner 3'3"	4-5	500	3-4	100
Green Conformation	4-6*	500	3-4	150
Reg. Conformation	4-6*	400	3-4	150
Green Working	4-6*	500	3-4	100
Regular Working	4-6*	500	3-4	100
Hunter Pony	4-5*	400	3-4	100
Green Hunter Pony	4-5*	250	3-4	150
Junior Hunter	4-5	500	3-4	100

(*See HU160.3 regarding Model Classes).

6. All classes offered in a licensed Open Western Division shall be conducted in accordance with GR818, unless the competition has applied for and received a rating. (See ratings chart GR313.)
7. IMPORTANT: See Chapter HU. There are special conditions and requirements for determining the ratings of Hunter sections. Management's attention is directed to these conditions in particular, HU118 and HU160-HU169.
8. Hackney Horse classes shall be rated "A" regardless of the number of classes or minimum amount of prize money offered.

Division or Section	"A" Rating Requirements		"B" Rating Requirements	
	Minimum Number Classes	Minimum Prize Money	Minimum Number Classes	Minimum Prize Money
Andalusian/Lusitano	10	0	5	0
Half-Andalusian/Lusitano	6	0	4	0
Arabians				
Purebred	7	\$750	4	\$250
Half-Arabian	5	\$500	3	\$200
Jr. Exhibitor Purebred	3	\$300	3	\$200
Jr. Exhibitor Half-Arabian	3	\$200	3	\$100
English Pleasure				
Saddle Seat	2	0	1	0
Hunter Seat	2	0	1	0
Driving	2	0	1	0
<i>EC 12/14/09 Effective immediately</i>				
Hackney Horse	1	0	--	----
Hackney Pony	5	\$1,000	3	\$400
Harness Pony	5	\$1,000	3	\$400
Pleasure Pony	3	\$300	2	\$200
Roadster Pony	5	\$500	3	\$400
Friesian/Part Friesian *				
Purebred	3	\$100	2	0
Partbred	3	0	2	0
Morgan	5	\$500	3	\$200
National Show Horse	5	\$500	3	\$250
Roadster	5	\$1,250	3	\$500
Roadster Pony	4	\$400	3	\$250
Saddlebred				
Three-Gaited	6	\$1,000	4	\$500
Five-Gaited	6	\$1,000	4	\$500
Park	6	\$600	4	\$400
Fine Harness	4	\$500	2	\$200
Pleasure (Park, Country & Show)	10	\$1,000	6	\$500
Welsh				
Adult Pleasure Sec. A/B	3	\$150	3	\$50
Hunter Sec A/B	3	\$150	3	\$50
Pleasure Driving Sec. A/B	3	\$150	3	\$50
Pleasure Sec. A/B	3	\$150	3	\$50
12.2 hands & under				
Pleasure Sec. B	3	\$150	3	\$50
Over 12.2 hands				
Welsh Pleasure Sec. C/D	3	\$150	3	\$50
Adult Hunter Sec. A/B	3	\$150	3	\$50
Western ** When all 3 divisions are offered, 1st column prize money must be offered. If not all 3 are offered, 2nd column applies.				
Reining	3	\$600 \$1,000	2	\$300 \$500
Trail	2	\$600 \$500	1	\$300 \$200
Pleasure	3	\$550 \$250	2	\$125 \$125

Any class or section not meeting the requirements shown in this chart will be rated "C".

*Friesian Division - competitions will be "C" rated if one (1) class is offered, with no minimum money offered.

**Western Division competitions may retain Local Competition status regardless of the amount of prize money offered.

GR314 Special Conditions.

1. The following classes do not count toward the minimum number of classes nor toward the minimum prize money required for any division or section rating:

- a. Breeding;
- b. Classes restricted as to area;
- c. Classes which restrict the number of ribbons won by a rider or driver, i.e., Maiden, Novice, Limit.
- d. Owners, except in Amateur Owner sections and in the Arabian, Half Arabian, and Anglo Arabian Division and Paso Fino Division;
- e. Classes that do not count toward a Hunter or Jumper Championship;
- f. Bareback, Grooms, Consolation, Races, Parades, Command and, except in the Arabian Division, Cutting classes, and except in the Arabian and Paso Fino Divisions, Costume classes; Exhibitions.
- g. Classes restricted to one breed (except in one breed divisions), type or color;
- h. Classes restricted to horse or rider, i.e., age or sex, unless complementary classes are offered for other entries. Exception: In the Hackney, Roadster and Saddlebred divisions Ladies classes will count toward the rating requirement even if complementary classes for Gentlemen are not offered;
- i. Any class in which the judging specifications are not in accordance with the Federation.
- j. See AR254 for other Arabian and Half/Arabian-Arabian exceptions.
- k. Opportunity classes
- l. Academy classes

2. Monies offered to classes restricted to established futurity/maturity programs, sweepstakes, or other breed specific programs offered by a recognized breed affiliate or by the National Reining Horse Association will not be included in tabulation of competition dues or in determining division ratings.

SUBCHAPTER 3-D REVIEW AND RENEWAL OF COMPETITION LICENSES

GR315 Inactive Competitions.

1. Any Licensed Competition held within the previous two competition years which notifies the Federation by 120 days prior to its competition date that it will not hold a competition the following year, may retain Inactive Membership by the additional payment of \$100 for that year.
2. An Inactive competition remains on the Federation mailing list and will have its dates held by the Federation for the following year only, providing that application is made for comparable dates at the same location at which the competition was last held and that the application is received along with estimated dues by the deadline.

GR316 Competition Evaluation.

To the extent appropriate, additional information of the Competition Evaluation process and procedures will be contained in the License agreement.

1. Schedule. USEF licensed competitions will be subject to a Competition Evaluation which will enable USEF to determine if renewal of a license and the use of the USEF dates are in the best interest of the sport of equestrian. A Competition Evaluation in accordance with the USEF competition evaluation procedure will be commenced no later than 10 months before the expiration of the license agreement.
 - a. For licenses with a term of 3 years, a Competition Evaluation will be conducted following the second anniversary of the license. Licenses with a term longer than 3 years are subject at least every third year thereafter to an interim Competition Evaluation for the purpose of identifying possible improvements to the competition.
2. Competition Evaluation Considerations:
 - a. Has the Licensee complied with the terms of the License agreement? (License agreement terms must be definable, measurable and enforceable.)

- b. Have reports filed on the conduct of the competition indicated that the competition has been properly conducted? Primary sources of reports would be USEF competition officials, USEF affiliates and exhibitors.
 - c. Has the Licensee made application for renewal and met financial obligations in a timely fashion? Financial obligations to USEF which have not been met are grounds for cancellation or nonrenewal of license.
 - d. Has the competition, as structured, received adequate competitor support?
 - e. Any renewal evaluation will consider entries, dates, classes actually held and prize money paid in determining the renewal level of each competition.
 - f. Does it appear, following consultation with affected Affiliates, if any, that continued use of the dates by this competition is in the best interest of the sport of equestrian?
 - g. Has the competition been successful in achieving the applicable standards (attendance/sponsorship/media/facilities, etc.) relating to that specific level of competition?
 - h. Do Competition Reports received from the licensee reflect a realistic view of issues that should be addressed by the licensee; and, if so, did the licensee adequately address the issues?
 - i. Does the conduct on the part of the Licensee reflect favorably on the sport of equestrian and USEF?
 - j. Is the Licensee in good standing?
 - k. Has this Competition demonstrated to the satisfaction of USEF based upon a factual analysis that use of the dates by this competition is in the best interest of the sport of Equestrian?
3. License Renewal Evaluation Results. Any competition license renewal will be subject to the mileage rule and other rules and conditions in existence at the time of renewal. (See GR306.13 Grandfathered Competitions regarding application of mileage that was in effect on December 1, 2005.) Under certain circumstances, therefore, license renewal may not be available. Subject to the above reservation, when a Licensee is determined to have complied with all the terms and conditions of the USEF License Agreement and to have achieved a satisfactory result under the Competition Evaluation process, then said licensee will be offered an opportunity to continue as a licensee for the same dates and location.
- a. The Competition Evaluation will result in one of the following:
 - (1) Renewal of the license agreement for those competition dates for another License period.
 - (2) Nonrenewal based on an unsatisfactory Competition Evaluation.
 - (3) Renewal with a change in license terms and/or Rating Level.
 - (4) Probation. In lieu of termination, USEF, at its sole discretion, may place the licensed competition on probationary status for one year, during which time the competition must correct the License failures reported by USEF or have the License terminated. USEF will appoint the Steward(s)/TD(s) for a competition on probation; cost of steward(s)/TD(s) shall be paid by the competition.
 - (5) When a nonrenewal determination is made after the unsatisfactory Competition Evaluation at the end of the web posting of the "Open date", USEF may award the dates to another competition.
 - (6) When there is a rule modification that results in date conflicts between existing license holders, USEF may modify the existing license agreements to a common expiration date and conduct a Competition Evaluation of the affected competitions. The competition determined by USEF, based upon objective criteria, to have the best Competition Evaluation will be offered a license and the other license(s) will not be renewed.

GR317 Sale or Transfer of License.

Competition licenses may be sold or transferred during the term of the License to another Licensee acceptable to USEF, subject to the following conditions:

- 1. The Licensee that acquires the License must comply with rules, requirements and standards which are in effect or established for the level rating at the time the acquisition occurs, even if the rule requirements and standards were different or did not exist when the license was initially granted to the original licensee.
- 2. Both the Seller and the Purchaser of the License must disclose all relevant terms of the transfer of License and must obtain USEF approval of same. Such approval by USEF shall

not subject USEF to any liability or obligate it to any third party. Both parties must assure USEF that the agreement does not violate any state or federal laws. Failure to completely disclose terms and conditions of a License transfer may result in termination of the License by USEF and any sanctions, penalties or other remedies available to USEF.

3. The Selling Licensee shall remain financially responsible until the following conditions are met.

- a. USEF issues written approval of the Sale/Transfer
- b. Payment of the applicable USEF Sale/Transfer fee
- c. Seller has met all other financial obligations to USEF

4. Only the remaining years in the term of an existing License may be sold or transferred and no rights to future dates beyond the term of the existing License agreement will be given to the purchaser of the license.

5. USEF may consider concentration of dates in the control of a single License holder or group of related Licensees when determining the appropriateness of a sale or transfer of a License.

CHAPTER 4 DRUGS AND MEDICATIONS

- GR401 Determining the Equine Drugs and Medications Designation for Each Breed or Discipline.
- GR402 Testing.
- GR403 Cooperation.
- GR404 Responsibility and Accountability of Trainers.
- GR405 Equine Drugs and Medications Testing in Connection with an Appeal Measurement.
- GR406 Results, Confirmatory Analysis, and Retest.
- GR407 Management Procedures.
- GR408 Interpretations of the Federation Equine Drugs and Medications Chapter and its Application to Particular Substances.
- GR409 Equine Drugs and Medications, The No Foreign Substance Provisions.
- GR410 Equine Drugs and Medications, The Therapeutic Substance Provisions.
- GR411 Conditions For Therapeutic Administrations of Forbidden Substances.
- GR412 Administrative Penalties.
- GR413 Human Drug Testing.





CHAPTER 4 DRUGS AND MEDICATIONS

GR401-408. Equine Drugs and Medications Provisions Applicable to All Breeds and/or Disciplines.

GR401 Determining the Equine Drugs and Medications Designation for Each Breed or Discipline.

1. The Board of Directors shall designate every Breed, Discipline, and/or Group competing under Federation Rules as either a No Foreign Substance Group or a Therapeutic Substance Group, as outlined herein below.
2. At each Annual Meeting, each Division Committee shall determine by a majority vote and shall indicate to the Board of Directors its preference for its Breed or Discipline to be designated as (or to be part of) either a No Foreign Substance Group or a Therapeutic Substance Group. In any instance where more than one Division Committee is responsible for a Breed and/or Discipline Group, after each committee has determined its preference by a majority vote, unanimity between and/or among the Division Committees of the Group shall be required to invoke a recommendation to be designated a No Foreign Substance Group. Absent such concurrence, the joint recommendation of the Division Committees of the Group shall be construed as a recommendation in favor of designation as a Therapeutic Substance Group.
3. Each Division Committee shall have responsibility to recommend for its division.
4. At its final meeting of the Rule Change Convention, the Board shall take into consideration these recommendations and the written recommendations of the respective Affiliate Associations in this regard, and it shall enact the designation for each Breed, Discipline, and/or Group. The effective dates of these designations shall coincide with the effective dates of the newly published Rule Book.
5. These designations shall be reviewed by each Division Committee at the subsequent Rule Change Convention.
6. Every horse and/or pony competing at Federation competitions and/or events shall be subject to either the No Foreign Substance Provisions (GR409) or the Therapeutic Substance Provisions (GR410-412), depending upon its Breed's, Discipline's, and/or Group's designation, and it shall be required to compete in compliance therewith, whether competing in unrated or rated classes and/or divisions.
7. Any horse and/or pony that competes in more than one Breed, Discipline, and/or Group at a competition, one of which is a No Foreign Substance Group, shall be required to be in compliance with the No Foreign Substance Provisions at all times while competing in any and/or all classes and/or divisions at that competition.

GR402 Testing.

1. Horses and/or ponies competing at a Licensed Competition are subject to examination by a licensed veterinarian who must be appointed by the Administrator of the Equine Drugs and Medications Program. Said appointed veterinarian, with the approval of the Administrator, may appoint a technician to perform certain duties under this Rule. The examination may include physical, urine, blood tests and/or any other test or procedure at the discretion of said veterinarian necessary to effectuate the purposes of this rule. Said veterinarian may examine any or all horses and/or ponies in a class or all classes in a competition or any horses and/or ponies entered in any class, whether in competition or not, if on the competition grounds, or any horse and/or pony withdrawn by any exhibitor within 24 hours prior to a class for which it has been entered.
2. Whether a horse and/or pony is in competition or not, refusal to submit the horse and/or pony for examination or to cooperate with the veterinarian or his agents constitutes a violation and subjects the responsible person to penalties under GR406.
3. Trainers who are not able to accompany Federation drug testing personnel and the horse and/or pony to the location where sample collection is to take place, to act as witness to the collection and sealing of blood and urine samples, and to sign the drug collection documents in the appropriate places as witness, must appoint an agent to do so. The absence of such a witness shall constitute a waiver of any objection to the identification of the horse and/or pony tested and the manner of collection and sealing of the samples.

4. Upon the collection of a sufficient number of tubes of blood from the horse or pony, the tubes shall be divided into two groups. One group shall be labeled and identified as Blood Sample A and the other as Blood Sample B, and they shall be sealed accordingly. Upon the collection of a sufficient volume of urine from the horse or pony, a portion of the sample shall be poured into a second urine sample container. One container shall be labeled and identified as Urine Sample A and the other as Urine Sample B, and they shall be sealed accordingly. These procedures shall be performed whether or not the trainer or his/her appointed witness is present as provided for in Section 3 above.

5. In the event reasonable attempts at sample collections from the horse or pony do not provide a sufficient number of tubes of blood or a sufficient volume of urine to be divided, labeled, and identified as Samples A and B, as determined by the testing veterinarian and/or technician, the sample(s) obtained (if obtained) shall be labeled and identified as Sample(s) A only, and it shall be recorded in the records of the Equine Drugs and Medications Program that the corresponding Sample(s) B does (do) not exist, in which event the obtained Sample(s) shall be subject to testing.

GR403 Cooperation.

1. Cooperation with the veterinarian and/or his agent(s) includes:
 - a. Taking the horse and/or pony and the veterinarian and/or his agent(s) immediately to the location selected by said veterinarian and/or agent(s) for testing the horse and/or pony and presenting it for testing.
 - b. Assisting the veterinarian and/or his agent(s) in procuring the sample promptly, including but not limited to removing equipment from the horse and/or pony, leaving it quietly in the stall and avoiding any distractions to it. Schooling, lengthy cooling out, bandaging and other delays of this type shall be construed as noncooperation.
 - c. Polite attitude and actions toward the veterinarian and/or his agent(s).

GR404 Responsibility and Accountability of Trainers.

1. A trainer is defined as any adult or adults who has or shares the responsibility for the care, training, custody, condition, or performance of a horse and/or pony. Said person must sign the entry blank of any Licensed Competition whether said person be a trainer, owner, rider, agent and/or coach. Where a minor exhibitor has no trainer, then a parent, guardian or agent or representative thereof must sign the entry blank and assume responsibility as trainer. The name of the trainer must be designated as such on the entry blank. It is the responsibility of trainers as well as competition management to see that entry blanks contain all of the required information.

2. Trainers in the absence of substantial evidence to the contrary are responsible and accountable under the penalty provisions of these rules:

- a. for the condition of a horse or pony at a Licensed Competition (whether or not they have signed an entry blank),
- b. to guard each horse and/or pony at, and sufficiently prior to, a Licensed Competition such as to prevent the administration by anyone of, or its exposure to, any forbidden substance, and
- c. to know all of the provisions of this Chapter 4 (including any advisories or interpretations published in *equestrian*) and all other rules and regulations of the Federation and the penalty provisions of said rules. For purposes of this rule, substantial evidence means affirmative evidence of such a clear and definite nature as to establish that said trainer, or any employee or agent of the trainer, was, in fact, not responsible or accountable for the condition of the horse and/or pony. If any trainer is prevented from performing his or her duties, including responsibility for the condition of the horses and/or ponies in his or her care, by illness or other cause, or is absent from any Licensed Competition where horses and/or ponies under his or her care are entered and stabled, he or she must immediately notify the competition secretary and, at the same time, a substitute must be appointed by the trainer and such substitute must place his or her name on the entry blank forthwith. Such substitution does not relieve the regular trainer of his/her responsibility and accountability under this rule; however, the substitute trainer is equally responsible and accountable for the condition of such horses and/or ponies.

3. The trainer and owner acknowledge that the trainer represents the owner regarding horses and/or ponies being trained or managed, entries, scratches for any reason and any act performed on any horse and/or pony under the care and custody of the trainer.
4. In the case of a horse and/or pony competing under the Therapeutic Substance Provisions, any trainer or other person subject to these rules who actually administers, attempts to administer, instructs, aids, conspires with another to administer or employs anyone who administers or attempts to administer a forbidden substance to a horse and/or pony which might affect the performance of said horse and/or pony at a competition licensed by the Federation without complying with GR411, is subject to the penalties provided in GR406.
5. Any trainer or person subject to these rules who administers, attempts to administer, instructs, aids, conspires with another to administer or employs anyone who administers or attempts to administer any substance to a horse and/or pony by injection or by any other route of administration, whether the substance is forbidden or permitted, in the competition ring of a competition licensed by the Federation during a scheduled class, is subject to the penalties provided in GR406.

GR405 Equine Drugs and Medications Testing in Connection with an Appeal Measurement.

1. Each animal submitted for an appeal measurement is subject to the Drugs and Medications Chapter at the time of said measurement and/or concurrent examinations, and said animal must be in compliance therewith.
2. Each animal submitted for an appeal measurement must have drug testing samples collected at the time of said measurement and/or concurrent examinations. No sample is a drug testing sample unless it is collected by and/or under the direct supervision of Federation drug testing personnel, who must be appointed by the Administrator of the Equine Drugs and Medications Program to collect samples from the animal in question in connection with said measurement.
3. Each animal submitted for an appeal measurement must have both a urine sample and a blood sample collected at the time of said measurement and/or concurrent examinations. Both the urine sample and the blood sample must be of sufficient volume for drug testing purposes, as determined by the Administrator of the Equine Drugs and Medications Program. Said sample collections shall be conducted in accordance with procedures which are the sole prerogative of the Federation drug testing personnel. As deemed necessary by the Federation testing veterinarian, the animal shall be administered furosemide to cause it to produce a urine sample in a timely manner.
4. Every blood sample and/or urine sample collected in connection with an appeal measurement and all portions thereof are the sole property of the Federation. Said samples and all portions thereof must remain in the sole custody of the Federation drug testing personnel at all times during said measurement and/or concurrent examinations, and subsequently they must be submitted to the Federation's laboratory for testing in accordance with the instructions of the Administrator of the Equine Drugs and Medications Program.
5. The entire cost of sample collections and testing conducted in connection with an appeal measurement, including the fees and expenses of Federation drug testing personnel, shipping costs for equipment and samples, laboratory charges, etc., as determined by the Administrator of the Equine Drugs and Medications Program, must be paid in full by the appellant within 30 days of the submission of an invoice, regardless of the outcome of said measurement, and regardless of the laboratory results. A deposit in cash or certified check equal to the costs of sampling and testing, as estimated by the Administrator of the Equine Drugs and Medications Program, may be required prior to the measurement.
6. No appeal measurement is valid absent written affirmation of the CEO or Executive Director confirming the receipt of negative drug testing results from the Federation's laboratory, indicating that both the urine and blood sample collected from the animal in question in connection with said measurement and/or concurrent examinations were found to contain no forbidden substance, said results having been issued to the Administrator of the Equine Drugs and Medications Program. Any instance involving a finding of forbidden substance shall additionally result in the issuance of a charge of violation of Chapter 4 for adjudication by the Hearing Committee in accordance with the provisions of Chapters 6 and 7.

GR406 Results, Confirmatory Analysis, and Retest.

1. Blood and urine samples labeled and identified as Samples A shall be subjected to chemical analysis by the Federation Drug Testing Laboratory or by a laboratory with which Federation has contracted for its services. Blood and urine samples labeled and identified as Samples B shall be stored securely, unopened, at the Federation Drug Testing Laboratory, to be used in the event that a confirmatory analysis shall be required.
2. In the event the chemical analysis of Blood or Urine Sample A is negative, i.e., no forbidden substance or any metabolite or analogue thereof is found to be present in the sample, the corresponding Blood or Urine Sample B shall be destroyed by the laboratory.
3. In the event the chemical analysis of Blood or Urine Sample A is positive, i.e., a forbidden substance or any metabolite or analogue thereof is found to be present in the sample, this shall be prima facie evidence that the forbidden substance was administered in some manner to said horse or pony, whether intentionally or unintentionally, or otherwise was caused to be present in the tissues, body fluids or excreta of the horse or pony at the competition, whether intentionally or unintentionally, such that the trainer(s) deemed responsible and accountable for its condition is (are) liable under the provisions of GR404.
4. In the event the chemical analysis of Blood or Urine Sample A is positive, and upon the issuance of Notices of Charge to persons deemed responsible and accountable under the rules, a person charged who requests a confirmatory analysis of the corresponding Blood or Urine Sample B must make the request in writing to Counsel of the Equine Drugs and Medications Committee, and it must be received within 15 days of the date of the Notice of Charge.
5. The confirmatory analysis of the corresponding Blood or Urine Sample B shall be performed by a drug testing laboratory that must be mutually agreed upon by the person charged who requests the confirmatory analysis and Counsel of the Equine Drugs and Medications Committee, which laboratory must have demonstrated proficiency in performing the necessary confirmatory analysis, provided the corresponding Blood or Urine Sample B exists and is of sufficient volume to permit a confirmatory analysis. In the event the drug testing laboratory that analyzed Sample A is the only laboratory that has demonstrated proficiency in performing the necessary confirmatory analysis, as determined by Counsel of the Equine Drugs and Medications Committee, this laboratory shall be the only laboratory to which Counsel of the Equine Drugs and Medications Committee shall agree to perform the confirmatory analysis of the corresponding Sample B. Upon the completion of the confirmatory analysis, the laboratory performing the confirmatory analysis shall forward its findings and supporting data to all parties.
6. In the event no agreement is reached as to a laboratory as required in section 5 above, and the person charged who requests the confirmatory analysis does not revoke his/her request, the confirmatory analysis of the corresponding Blood or Urine Sample B shall be performed by the Federation Drug Testing Laboratory, or by a laboratory with which The Federation has contracted for its services, as determined by Counsel of the Equine Drugs and Medications Committee, which laboratory shall forward its findings and supporting data to all parties. Both the results of the analysis of Sample A (and supporting data) and the results of the confirmatory analysis of the corresponding Sample B, if any (and supporting data, if any), shall be admissible as evidence in any hearing or proceeding pertaining to this matter.
7. In the event the corresponding Blood or Urine Sample B does not exist, or is of insufficient volume to permit a confirmatory analysis, as determined by Counsel of the Equine Drugs and Medications Committee, and there exists a remaining aliquot of Blood or Urine Sample A which is of sufficient volume to permit a retest, as determined by Counsel of the Equine Drugs and Medications Committee, a person charged who requests the retest of Blood or Urine Sample A must make the request in writing to Counsel of the Equine Drugs and Medications Committee, and it must be received within 7 days of the determination that the corresponding Blood or Urine Sample B does not exist or is of insufficient volume to permit a confirmatory analysis.
8. Any requested re-test of the remaining aliquot of Blood or Urine Sample A, provided it is of sufficient volume to permit a retest, shall be performed by the Federation Drug Testing Laboratory, or by a laboratory with which The Federation has contracted for its services, as determined by Counsel of the Equine Drugs and Medications Committee.

9. The retest of the remaining aliquot of Blood or Urine Sample A may be witnessed by a Witnessing Analyst appointed by the person charged who requests such analysis at the same time as the retest is requested. The Witnessing Analyst must be a qualified analytical chemist employed by an equine drug testing laboratory. If no Witnessing Analyst is appointed by the person requesting the retest, or if the Witnessing Analyst is unavailable within a reasonable time, the requested retest of the remaining aliquot of Blood or Urine Sample A shall proceed without the Witnessing Analyst.

10. In the event the Witnessing Analyst appointed by the person requesting the retest of the remaining aliquot of Blood or Urine Sample A is satisfied that the positive result is correct, Counsel of the Equine Drugs and Medications Committee must be informed immediately by fax with confirmation by letter.

11. In the event the Witnessing Analyst is not satisfied that the result of the retest of the remaining aliquot of Blood or Urine Sample A is correct, Counsel of the Equine Drugs and Medications Committee must be informed immediately by fax followed by a written report setting forth the basis for the Witnessing Analyst's opinion. Copies of the original and subsequent results and supporting analytical data must be submitted to the Federation Hearing Committee as part of the hearing record in the case, for resolution by it of any and all issues regarding the original analysis of Blood or Urine Sample A and the retest of the remaining aliquot of Blood or Urine Sample A.

12. By requesting the confirmatory analysis of the corresponding Blood or Urine Sample B, or the retest of the remaining aliquot of Blood or Urine Sample A, or by requesting that the retest be witnessed by a Witnessing Analyst, the person charged who makes such request(s) agrees to and must pay any and all fees, costs and expenses relating to the confirmatory analysis or the retest, whether it is performed by a mutually agreed upon laboratory, by the Federation Drug Testing Laboratory, or by a laboratory with which The Federation has contracted for its services, upon the presentation an invoice by Counsel of the Equine Drugs and Medications Committee, and any and all fees, costs, and expenses relating to the Witnessing Analyst.

13. In the case of a horse and/or pony competing under the Therapeutic Substance Provisions, if the chemical analysis of the sample taken from such horse and/or pony indicates the presence of a forbidden substance or any metabolite or analogue thereof and all the requirements of GR411 have been fully complied with, the information contained in said Equine Drugs and Medications Report Form and any other relevant evidence will be considered by the Federation in determining whether a rule violation was committed by any person(s) responsible or accountable for the condition of the horse and/or pony under the provisions of this rule.

14. When a positive report is received from the chemist identifying a forbidden substance, or any metabolite or analogue thereof, a hearing will be held in accordance with Chapter 6, except as may otherwise be provided by GR412. No trainer, responsible or accountable for the condition of said horse and/or pony, will be suspended, or a horse and/or pony barred from competition, until after an administrative penalty has been assessed or after the conclusion of a hearing and a written ruling thereon has been made.

15. The owner or owners of a horse and/or pony found to contain a forbidden substance or any metabolite or analogue thereof may be required to forfeit all prize money, sweepstakes, added money and any trophies, ribbons and "points" won at said competition by said horse and/or pony and the same will be redistributed accordingly. The owner must pay a fee of \$300 to said competition. Points accumulated toward Horse of the Year Awards prior to said competition may be nullified and redistributed at the discretion of the Hearing Committee. If, prior to or at a hearing, the Federation as the charging party, determines that one or more persons, not previously charged as a trainer should also be charged as a trainer, then, upon application by the Federation, the Hearing Committee may, in its discretion, continue or adjourn the hearing, in whole or in part, to permit a new or amended charge to be issued (unless the person(s) to be charged waive notice). *BOD 1/18/09 Effective 12/1/09*

16. A trainer of a horse and/or pony found to contain such forbidden substance or any metabolite or analogue thereof is subject to whatever penalty is assessed by the Hearing Committee, except for administrative penalties issued by the Chairman of the Equine Drugs and Medications Committee and accepted, as provided by GR412. Said trainer may be fined and may be suspended from all participation in Licensed Competitions for a period of

one year for the first offense, and for a longer period for a second or later offense, said suspension to be served at any time at the discretion of the Hearing Committee.

The horse and/or pony may be suspended for any period of time specified by the Hearing Committee. In determining an appropriate penalty under these rules, the Hearing Committee may take into account such factors and circumstances as it may deem relevant, including but not limited to

- a. the pharmacology of the forbidden substance,
- b. the credibility and good faith of the person charged or of other witnesses,
- c. penalties determined in similar cases, and
- d. past violations of any Federation rules (or the lack thereof).
- e. reliance upon the professional ability or advice of a veterinarian who is a licensed graduate of an accredited veterinary school and who is in good standing in the state in which he/she primarily practices.

17. If the Hearing Committee determines that any violation or attempted violation of this Rule was willful and/or intentional, there shall not be any limit to the period of a suspension, and the Hearing Committee may impose other and significantly greater penalties than it would have in the absence of such a determination.

GR407 Management Procedures.

1. To provide funds for research, inspection and enforcement of rules regarding use of medications and drugs, each Licensed Competition, except where prohibited by law, must assess the exhibitors a fee of \$7 for each horse and/or pony entered in the competition, except the fee shall be \$15 for each horse entered in an FEI sanctioned competition or a USEF High Cap Computer List Class. Participants in the following classes are exempted from payment:

- a. leadline
- b. exhibitions
- c. games and races,
- d. classes for 4-H members,
- e. Academy classes (Academy classes are classes limited to horses used regularly in a lesson program)
- f. Opportunity classes

However, these classes are not exempt from the Drugs and Medications Chapter itself. Within 10 days after a competition, competition management must forward to the Federation a sum representing the above fee times the number of horses and/or ponies entered in the nonexempt classes of the competition plus the number of horses and/or ponies scratched where the fee is not refunded, such sum to be held by the Federation in a separate fund for use to accomplish the purpose set forth above.

2. It is a violation for a Licensee to assess and/or collect a drug enforcement fee in excess of or in addition to that specified and required by GR407.1 of these rules, unless said assessment is approved in writing by the Federation in advance, and then only under the terms and conditions set forth.

3. It is a violation for a Licensee to withhold from the Federation any or all of the drug fees collected in accordance with GR407.1, for any purpose, including to defray the expenses incurred providing stalls, passes, and other items to the Federation drug testing personnel, as required by GR407.4 and .5.

4. Each Licensed Competition shall, at its own cost and expense, set aside and make available to The Federation testing personnel upon request suitable facilities conveniently located for the veterinarian appointed by the Federation and his or her technicians to collect equine blood and urine samples. Suitable facilities means one or more stalls if available, as requested, that are well lit, clean, dry, freshly bedded, and having a door or gate that can be secured.

5. Each Licensed Competition, upon request, must furnish the veterinarian appointed by The Federation and/or the Administrator of the Equine Drugs and Medications Program by mail forthwith, with the requested number of official passes and parking passes for the veterinarians and technicians to have immediate and free access to all areas at said Licensed Competition.

6. Competition management must cooperate with and exhibit polite attitude and actions toward the veterinarian and/or his agents.

GR408 Interpretations of the Federation Equine Drugs and Medications Chapter and its Application to Particular Substances.

Any questions regarding the interpretation of this Chapter, including the application of this Chapter to particular substances, should be directed to the office of the Federation Equine Drugs and Medications Program, 956 King Avenue, Columbus, Ohio 43212-2655. (800) 633-2472, (614) 299-7707, FAX (614) 299-7706. Trainers and/or owners who seek advice concerning the interpretation and application of this rule should not rely solely upon interpretations or advice by private or competition veterinarians, competition officials, competition personnel, or other persons, but should also obtain verification of any such interpretations or advice from the Federation Equine Drugs and Medications Program office. Any trainer or owner who is uncertain about whether this rule applies in any given situation would be well advised to withdraw the affected horse and/or pony from competition until such time as the Federation Equine Drugs and Medications Program office has been consulted.

GR409 Equine Drugs and Medications, The No Foreign Substance Provisions.

1. No horse and/or pony competing in a Breed or Discipline designated as (or part of) a No Foreign Substance Group is to be shown in any class at a competition licensed by the Federation if it has been administered in any manner or otherwise contained in its tissues, body fluids or excreta a prohibited substance as defined in this Rule. For purposes of this Rule, a prohibited substance shall be as defined by the pertinent Regulations and Annexes of the Federation Equestre Internationale (FEI).
2. EXHIBITORS, OWNERS, TRAINERS, AND VETERINARIANS ARE CAUTIONED AGAINST THE USE OF MEDICINAL PREPARATIONS, TONICS, PASTES, AND PRODUCTS OF ANY KIND, THE INGREDIENTS AND QUANTITATIVE ANALYSIS OF WHICH ARE NOT SPECIFICALLY KNOWN, AS MANY OF THEM NO DOUBT CONTAIN ONE OR MORE FORBIDDEN SUBSTANCES.

GR410 Equine Drugs and Medications, The Therapeutic Substance Provisions.

1. No horse and/or pony competing in a Breed or Discipline designated as (or part of) a Therapeutic Substance Group is to be shown in any class at a competition licensed by the Federation (see also GR402.1, last sentence) if it has been administered in any manner or otherwise contains in its tissues, body fluids or excreta a forbidden substance except as provided in GR411. Any horse and/or pony that competes in more than one Breed, Discipline, and/or Group at a competition, one of which is a No Foreign Substance Group, shall be required to be in compliance with the No Foreign Substance Provisions at all times while competing in any and/or all classes and/or divisions at that competition. For purposes of this rule, a forbidden substance is:
 - a. Any stimulant, depressant, tranquilizer, local anesthetic, psychotropic (mood and/or behavior altering) substance, or drug which might affect the performance of a horse and/or pony (stimulants and/or depressants are defined as substances which stimulate or depress the cardiovascular, respiratory or central nervous systems), or any metabolite and/or analogue of any such substance or drug, except as expressly permitted by this rule.
 - b. Any corticosteroid present in the plasma of the horse/pony other than dexamethasone (see GR410.5b).
 - c. Any nonsteroidal anti-inflammatory drug in excess of two present in the plasma or urine of the horse/pony (GR411 does not apply); exception: salicylic acid.
 - d. Any substance (or metabolite and/or analogue thereof) permitted by this rule in excess of the maximum limit or other restrictions prescribed herein.
 - e. Any substance (or metabolite and/or analogue thereof), regardless of how harmless or innocuous it might be, which might interfere with the detection of any of the substances defined in (a), (b), (c) or (e) or quantification of substances permitted by this rule.
 - f. Any anabolic steroid in the breeding/in-hand classes for three-year-olds and under in the Arabian, Half Arabian, and Anglo Arabian Division (GR411 below does not apply).
2. EXHIBITORS, OWNERS, TRAINERS, AND VETERINARIANS ARE CAUTIONED AGAINST THE USE OF MEDICINAL PREPARATIONS, TONICS, PASTES, AND

PRODUCTS OF ANY KIND, THE INGREDIENTS AND QUANTITATIVE ANALYSIS OF WHICH ARE NOT SPECIFICALLY KNOWN, AS MANY OF THEM MAY CONTAIN A FORBIDDEN SUBSTANCE.

3. The full use of modern therapeutic measures for the improvement and protection of the health of the horse and/or pony is permitted unless:
 - a. The substance administered is a stimulant, depressant, tranquilizer, local anesthetic, drug or drug metabolite which might affect the performance of a horse and/or pony or might interfere with the detection of forbidden substances or quantification of permitted substances; or
 - b. More than two nonsteroidal anti-inflammatory drugs are present in the plasma or urine of the horse/pony (GR411 does not apply); exception: salicylic acid; or
 - c. The presence of such substance in the blood or urine sample exceeds the maximum limit or other restrictions prescribed herein below.
4. Restrictions concerning the nonsteroidal anti-inflammatory drugs are as follows:
 - a. The maximum permitted plasma concentration of diclofenac is 0.005 micrograms per milliliter.
 - b. The maximum permitted plasma concentration of phenylbutazone is 15.0 micrograms per milliliter.
 - c. The maximum permitted plasma concentration of flunixin is 1.0 micrograms per milliliter.
 - d. The maximum permitted plasma concentration of ketoprofen is 0.250 micrograms per milliliter.
 - e. The maximum permitted plasma concentration of meclofenamic acid is 2.5 micrograms per milliliter.
 - f. The maximum permitted plasma concentration of naproxen is 40.0 micrograms per milliliter.
 - g. The maximum permitted plasma concentration of firocoxib is 0.240 micrograms per milliliter.
 - h. Upon the approval of eltenac by the FDA, the maximum permitted plasma concentration of eltenac is 0.1 micrograms per milliliter.
 - i. *Effective April 1, 2010 and through November 30, 2011, at which time only one of the substances listed in (a) through (f) above will be permitted, a maximum of two substances listed in (a) through (f) above are permitted to be present in the same plasma or urine sample, only if both substances are reported on a Federation NSAID Disclosure Form and filed with the competition prior to the horse competing (GR411 does not apply). BOD 1/17/10 Effective 4/1/10*
 - j. Phenylbutazone and flunixin are not permitted to be present in the same plasma or urine sample (GR411 does not apply).
 - k. Any nonsteroidal anti-inflammatory drug not listed in (a) through (g) above is forbidden to be present in the plasma or urine sample (GR411 does not apply); exception: salicylic acid.
 - l. Any nonsteroidal anti-inflammatory drug that becomes approved for use in horses can be added to the list of those permitted, after the completion, review and approval of the needed research.
5. Restrictions concerning other therapeutic substances are as follows:
 - a. The maximum permissible plasma concentration of methocarbamol is 4.0 micrograms per milliliter.
 - b. The maximum permitted plasma concentration of dexamethasone is 0.003 micrograms per milliliter.
6. Thresholds for substances of possible dietary origin are as follows:
 - a. The maximum permissible urine concentration of theobromine is 2.0 micrograms per milliliter.
7. Additional restrictions concerning particular classes and/or divisions (GR411 does not apply):
 - a. In the breeding/in-hand classes for three-year-olds and under in the Arabian, Half Arabian, and Anglo Arabian Division, any anabolic steroid is forbidden. (See HOW LONG DRUGS REMAIN DETECTABLE in the current Drugs and Medications Rules Pamphlet for guidelines).

GR411 Conditions For Therapeutic Administrations of Forbidden Substances.

1. A horse and/or pony exhibiting at a Licensed Competition pursuant to the Therapeutic Substance Provisions that receives any medication which contains a forbidden substance is not eligible for competition unless all of the following requirements have been met and the facts are furnished in writing on a timely-submitted official Equine Drugs and Medications Report Form:

- a. The medication must be therapeutic and necessary for the diagnosis or treatment of an existing illness or injury. Administration of a forbidden substance for non-therapeutic or optional purposes (such as, by way of example only, shipping, clipping, training, turning out, routine floating or cleaning of teeth, non-diagnostic nerve blocking, uncasting, mane pulling or non-emergency shoeing) is not considered to be therapeutic. Any trainer who is uncertain about whether a particular purpose is considered to be therapeutic would be well advised to consult the Federation Equine Drugs and Medications Program office.
 - b. The horse and/or pony must be withdrawn from competition for a period of not less than 24 hours after the medication is administered.
 - c. The medication must be administered by a licensed veterinarian, or, if a veterinarian is unavailable, only by the trainer pursuant to the advice and direction of a veterinarian.
 - d. Identification of medication—the amount, strength and mode of administration.
 - e. Date and time of administration.
 - f. Identification of horse and/or pony, its name, age, sex, color and entry number.
 - g. Diagnosis and reason for administration.
 - h. Statement signed by person administering medication.
 - i. Equine Drugs and Medications Report Form filed with the Steward/Technical Delegate or Designated Competition Office Representative within one hour after administration or one hour after the Steward/Technical Delegate or Designated Competition Office Representative returns to duty if administration is at a time other than during competition hours.
 - j. The Steward, Technical Delegate, or Designated Competition Office Representative must sign and record the time of receipt on the Equine Drugs and Medications Report Form.
 - k. At selection trials for World Championships, and/or Olympic and/or Pan American Games, the requirement of subsection (b) above, that the horse or pony must be withdrawn from competition for a period of not less than 24 hours after the medication is administered will not apply, provided that:
 - (1) the competition is conducted pursuant to the written selection procedures as approved by the Federation Executive Committee;
 - (2) the written selection procedures specifically allow for therapeutic administrations of medications by a USEF-appointed veterinary panel within 24 hours preceding competition, and the written selection procedures are in no case less stringent in this regard than the FEI Veterinary Regulations (Articles 1006.7 and 1006.8) and guidelines pursuant thereto;
 - (3) all requirements of the written selection procedures regarding therapeutic administrations of medications have been met;
 - (4) all requirements of this Rule have been met except subsection GR411.1(b); and all persons competing in the competition are eligible and competing for selection.
2. Where all the requirements of GR411 have been fully complied with, the information contained in said Equine Drugs and Medications Report Form and any other relevant evidence will be considered by the Federation in determining whether a rule violation was committed by any person(s) responsible or accountable for the condition of the horse and/or pony under the provisions of this rule.

NOTE: The official Equine Drugs and Medications Report Form is available from the officiating Steward/Technical Delegate and/or Competition Secretary. All required information must be included when filing a report. Failure to satisfy and follow all the requirements of this Rule and to supply all of the information required by such Equine Drugs and Medications Report Form is a violation of the rules. The Steward/Technical Delegate must report any known violations of this Rule to the Federation for such further action as may be deemed appropriate.

GR412 Administrative Penalties.

1. The provisions for administrative penalties shall apply to any potential or alleged violation of the Equine Drugs and Medications Rule. The Federation shall hold in abeyance the issuance of charges of rule violation pending further determination by the Chairman of the Equine Drugs and Medications Committee, who shall take into consideration all pertinent information available, including the seriousness of the alleged violation(s), precedents in similar Federation drug cases, and any prior rule violation(s) by the individual(s).

2. The Chairman of the Equine Drugs and Medications Committee shall, upon consultation with staff, and within 60 days of receipt of laboratory results, make a determination in his or her discretion whether to recommend the issuance of charges by the Federation, whether to recommend a plea agreement, whether to impose administrative penalties, or whether to take no further action in the matter, and shall communicate that decision in writing to the Federation's CEO or Executive Director.

3. In the event the Chairman of the Equine Drugs and Medications Committee determines to impose administrative penalties in accordance with GR412.2, in lieu of a recommendation to issue charges, he or she shall be authorized to impose any or all of the penalties enumerated in Chapter 7, GR703, setting forth the terms and conditions for compliance. The trainer(s) and owner(s) shall after receiving written notice of the right to a hearing, after their written waiver of same, and written acceptance of an administrative penalty, be subject to any and all administrative penalties imposed by the Chairman of the Equine Drugs and Medications Committee.

4. The Federation shall give written notification to trainer(s) and owner(s) of administrative penalties determined pursuant to GR412.3 above, the terms and conditions of which shall not be subject to negotiation. *An administrative penalty must be approved by the Hearing Committee Co-Chairs before it is offered to the Respondent(s).* Once accepted by all parties and by the Hearing Committee, an administrative penalty shall have the same force and effect as would a finding of rule violation by the Hearing Committee following a hearing pursuant to Chapters 6 and 7, and shall be published in *equestrian*.

EC 11/16/09 Effective immediately

5. Any trainer(s), or owner(s), or both, who have received notice of an administrative penalty under GR412.4 and who have not accepted same in writing shall receive a hearing before the Hearing Committee, in accordance with Chapters 6 and 7. Administrative penalties accepted in accordance with this Rule shall be effective immediately, shall be final, and shall not be subject to further review under any circumstance(s).

6. In the event an administrative penalty is not accepted in writing, the Federation shall issue a written charge or charges pursuant to Chapter 6, and the Hearing Committee shall conduct a hearing pursuant to Chapters 6 and 7 upon said charge(s). In the event of a finding of a violation, the Hearing Committee shall not be limited in choice of penalties to those that might have been imposed in accordance with GR412.2 and .3, nor in any such instance shall the Hearing Committee be limited in any other way in exercising all of its prerogatives as set forth in the Bylaws and Rules.

GR413 Human Drug Testing

1. In accordance with the rules of the FEI and of the World Anti-Doping Agency (WADA), any Federation member shall comply with in-competition, no advance notice (NAN), and other out-of-competition drug testing conducted by the FEI, WADA, US Anti-Doping Agency (USADA) or by a WADA-authorized organization or USADA-authorized organization at any time without advanced notice. Failure to cooperate with such in-competition, NAN or other out-of-competition drug testing shall be a violation of Federation rules.

2. In conjunction with the above-described NAN or other out-of-competition drug testing, the Federation is required to submit the names, current addresses, telephone numbers, training times and training and competition locations for individuals and teams as requested by the FEI, WADA, or USADA to enable FEI, WADA, or USADA to conduct NAN or other out-of-competition drug testing. Notwithstanding the foregoing, compliance with anti-doping regulations rests with the individual subject to testing.

3. A finding of violation of human drug rules by USADA or WADA shall be deemed a violation of Federation rules, and the reciprocity provisions of GR615.2 shall be applied.

CHAPTER 5 MEASUREMENT OF ENTRIES

SUBCHAPTER 5-A CONDITIONS.

- GR501 Other Measurement Rules.
- GR502 General.
- GR503 Required Measurements and Re-measurements.

SUBCHAPTER 5-B PROCEDURES.

- GR504 Membership Requirements.
- GR505 Completing the Measurement Form.

SUBCHAPTER 5-C MEASURING.

- GR506 Measurement Devices.
- GR507 Measurement Surface.
- GR508 Position of Animal.
- GR509 Method of Measurement.
- GR510 Method of Measuring Toe and Heel.

SUBCHAPTER 5-D QUESTIONING AND PROTESTING.


- GR511 Height.
- GR512 Toe Length.
- GR513 Results of Questioning or Contesting.

SUBCHAPTER 5-E MEASUREMENT APPEAL.

- GR514 Conditions.
- GR515 Procedures.

SUBCHAPTER 5-F OFFICIAL MEASUREMENT.

- GR516 Conditions.
- GR517 Procedures.





CHAPTER 5 MEASUREMENT OF ENTRIES

SUBCHAPTER 5-A CONDITIONS.

GR501 Other Measurement Rules.

For Hunter Pony, Children's Hunter Pony, Welsh Pony, Junior Hunter and Pony Jumper measurements for animals not possessing a valid measurement card applied for prior to December 1, 1987, see HU170-HU181, and for all other measurements, see GR502-517. For Combined Driving, see DC114.2. For Dressage, see DR134.

GR502 General.

1. Management shall not permit an animal to be shown in a performance class at a Federation Member competition in any division or section that requires a measurement card unless; a) the owner is in possession of a measurement card issued by the Federation or Equine Canada bearing the date of 1982 or later; or b) he possesses a copy of a valid measurement form; or c) or management confirms measurement electronically with the Federation Office. At Regular Competitions, management may not give out an exhibitor's number for an animal showing in a division or section that requires a measurement card before the above requirements have been complied with. (See GR1302.2b)
2. A Show Committee may require the measurement of all animals in any division in which height is a qualifying factor.
3. Animals in competition in any division or section that requires a measurement card are subject to measurement by a licensed veterinarian and Registered steward appointed by Federation. The Federation CEO or Executive Director may require the measurement of any animal competing at a Federation Licensed Competition in any division in which height is a qualifying factor.
4. Measurements must take place at a Licensed Competition in which the animal is entered to compete. The Federation Approved Measuring Stick must be used. The animal must be measured by any two of the following officials acting together: a veterinarian, a judge or a steward who is officiating in the competition at which the animal is measured. Measurements may be made by two stewards acting together if both are officiating at the competition.
5. The officials appointed to measure animals at a competition are responsible for their true measurement and must check the measurement devices for accuracy. The names of the measuring officials will be printed on the measurement card and they and other measuring officials will be subject to penalty under the provisions of Chapters 6 and 7 if it is determined that a measurement is incorrect.
6. Measurements are solely for the internal use of the Federation, its Licensed Competitions and its licensed officials in connection with competing for prizes, and do not constitute any representation or warranty regarding measurement information; accordingly, the Federation, its Licensed Competitions and its licensed officials make no representation and shall have no liability whatsoever for measurement errors.
7. Once a foal year has been submitted to the Federation office, the original date cannot be changed without a copy of the animal's breed registration papers or a signed statement from a veterinarian certifying the animal's age.
8. Prior to presenting the pony for measurement it is the responsibility of the owner, and in his interest, to ensure that the pony is handled properly, accustomed to the application of a measuring stick, and correctly prepared for measurement.

GR503 Required Measurements and Re-measurements.

1. An animal must be measured each competition year until it reaches the age of six. Animals five years and under will be issued a card designating the year measured. Animals six years and older will be issued a measurement card which does not have to be renewed. Those animals which are measured (and for which a valid measurement form is received by the Federation office) in the month of December immediately preceding the calendar year in which they turn six years of age will be issued a measurement card that does not have to be renewed. With the exception of animals under six years old, once an animal is issued a measurement card, a new card will not be issued unless the measurement is questioned or protested, an appeal is made or after an official measurement is performed.

2. All animals that have been assigned a card prior to March 1, 1982 must be re-measured. If the owner, either member or non-member, is in possession of a measurement card issued prior to the aforementioned date, there will be no fee for re-measurement.
3. In the event an animal has been officially measured after December 1, 1982 and the owner does not have the measurement card or valid measurement form in his immediate possession, the animal must be re-measured for the purposes of competing in that particular competition only. Measurement forms are sent to the Federation office, but not given to the owner. If an owner fails to present a valid measurement card at a competition, the owner must have the animal re-measured at said competition. If an owner fails to present measurement card at more than one (1) competition he will be fined for each subsequent re-measurement necessary. *EC 9/21/09 Effective 12/1/09*
4. If the shoeing status of an animal changes from that which is indicated on its measurement card (due to an injury causing corrective shoeing or the sale of animal, etc.) a new card reflecting the new shoeing status may be issued provided the animal is re-measured in accordance with GR504 and the original measurement card is surrendered to the Federation office.
5. All Hackney Roadster and Roadster Ponies must be re-measured and issued new measurement cards prior to competing in licensed competitions for the year 2004 and beyond.
6. Exception: GR503 does not apply to the Dressage Division. For Dressage and Dressage Sport Horse Breeding, see DR134.

SUBCHAPTER 5-B PROCEDURES.

GR504 Membership Requirements.

Before any animal is measured the person presenting the animal must have in his possession either the owner's membership number or a signed statement signifying that membership has been applied for.

GR505 Completing the Measurement Form.

1. The measurement form must be filled out completely in duplicate and the number of the stick must be on the form. Measurement cards will not be issued if the form is not completely filled out and legible. Exhibitors are cautioned to make sure their measurement forms are filled out accurately and completely. It must include the name and date of the competition, the height of the animal, height of heel (except for Dressage and Dressage Sport Horse Breeding), name, color and markings, sex, year foaled which must be verified at time of measurement and designate whether the animal is shod or unshod. Saddlebred-type ponies six years of age and over that exceed 14.2 hands shod must be presented for measurement unshod (note for Saddlebred-type ponies: for purposes of protection a 1/4" pad or plate may be nailed to the foot and then deducted from the official measurement). The name and address of owner and Federation membership number, if applicable, must be given. The form must be signed by the person furnishing the above information immediately before the animal is measured and then signed by the competition officials appointed to measure. The person providing the information that appears on the measurement form must be 18 years or older and is responsible for the accuracy of such information and care should be taken that all is in order before signing. When this individual signs the form he/she is certifying that all information is complete and correct. No changes can be made to such information once the form is signed. Any alterations, scratch outs, or rewrites to any part of the height, height of fore heels, or thickness of shoe/pad must be clearly indicated and initialed by the measuring officials. Care should be taken that all information is in order before signing. If a measurement form is signed by a person under the age of 18 and submitted to the Federation office, the measurement will be invalid.
2. The official completing the form must designate on the form that the owner is a current member or that the membership has been applied for. The white copy is given to the owner or trainer and the blue copy of the measurement form is returned to the Federation office.
3. The owner will retain the white copy which, when properly signed by the two officials who have made the measurement, is valid for 45 days from the time the animal is measured, regardless of age. Exception: Hackney, Roadster, and Saddlebred ponies: the white copy which owners retain will remain valid for the remainder of the current competition year.

SUBCHAPTER 5-C MEASURING.

GR506 Measurement Devices.

Only the Federation Approved Measuring Stick may be used. The Federation Approved Measuring Stick is a straight, stiff, unbendable stick that is equipped with a plumb bob or spirit level to make sure that the stick is perpendicular to the ground and that the crosspiece or arm is parallel with the ground surface, and must be shod with metal. All Federation approved measuring sticks will be numbered, carry the Federation logo and the legend Federation Approved. A Federation Approved Measuring Stick with a metric scale must be used for Dressage, Dressage Sport Horse Breeding, and Driving measurements.

GR507 Measurement Surface.

1. The measurement surface must be level and under no circumstances should animals be measured on dirt or gravel. A concrete slab or other paved surface is most desirable but, when not available, a sheet of heavy plywood can be used. Exception: plywood may not be used for Dressage or Dressage Sport Horse Breeding measurements.
2. If a suitable surface is not available at a competition, animals without a measurement card issued after December 1, 1982 or a valid measurement form must be measured to compete in that competition, but no measurement form shall be given to the owner. See GR1210.2 and GR1210.3.

GR508 Position of Animal.

The animal must stand squarely on all four feet in such a position that the front legs are vertical to the ground and the back of the hocks are in a vertical line with the point of the animal's quarters. (Exception: Hackney Division, see HK103.4.) The head must be held low enough to reveal the highest point of the withers and no lower. The animal must be free of all appliances. Handlers must not interfere with the animal in any way that will prevent it from standing in this position; blinkers may be allowed.

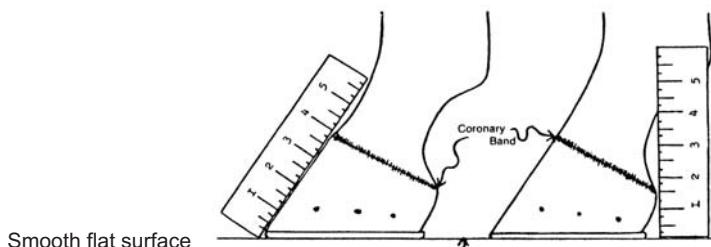
GR509 Method of Measurement.

With the animal in the aforementioned position, measure the vertical distance from the highest point of the withers to the ground. The cross-piece, arm or bar of the measuring device must be placed over the highest point of the withers and no measurement taken at any other part of the animal's body will count. Additional pressure must not be applied to the cross-piece, arm or bar.

GR510 Method of Measuring Toe and Heel.

Using a six (6) inch metal ruler, the length of the toe is determined by measuring the front of the hoof, in the center, from the skin line on the lower side of the coronary band to the ground. The skin line on the lower side of the coronary band is to be defined by palpation. The thumb should be used to press on the horny hoof wall proceeding from the ground toward the hairline. The first compressible soft tissue palpated is the lower side of the coronary band. The hairline does not necessarily coincide with the lower side of the coronary band. The height of heel is determined by measuring from the skin line on the lower side of the coronary band to the ground, with the ruler perpendicular to the ground (See illustration).

METHOD OF MEASURING TOE AND HEEL



SUBCHAPTER 5-D**QUESTIONING AND PROTESTING.****GR511 Height.**

1. An owner or trainer may protest the height of only one animal competing in a class in which he is also competing. (See GR603) If a protest is filed the animal's heel must be measured by the officiating steward immediately upon exiting the arena so that no change can be made by re-shoeing or the animal must be accompanied by an official until the measurement procedure is completed. The heel measurement will be taken from the skin line to the ground (see GR510), recorded by the competition Steward and signed by the exhibitor. The animal must be measured for height within one hour of the conclusion of the session, at an officially designated measurement location for that competition. If it is determined that the animal's shoeing has been changed between the time of the measurement of the heel and the official measurement of the animal, the protest will be upheld and the owner will forfeit entry fees and winnings for the entire competition and the animal is barred from competing for the balance of the competition year. All points accumulated for Horse of the Year Awards are nullified.

2. Animals Five Years of Age or Under.

a. If it is determined that an animal five years of age or under is being shown with the same heel measurement as indicated on its measurement card or valid measurement form, or a lower heel measurement than as indicated on the measurement card or valid measurement form, said animal may continue to show at the height indicated and its height cannot be protested.

b. If it is determined that the animal is being shown with a greater heel measurement than as indicated on its measurement card or valid measurement form, the animal must be measured in accordance with GR511.1

GR512 Toe Length.

1. An owner or trainer may protest the length of toe of any animal competing in a class in which he is competing.

2. If the length of toe of any animal is protested, the Show Committee must have the official veterinarian and a judge or steward officiating in the competition measure the toe immediately so that no change can be made by reshoeing.

3. If the limit for length of toe is exceeded, the animal must be disqualified for the balance of the competition and the owner of the animal forfeits entry fees and winnings for the entire competition.

GR513 Results of Questioning or Protesting.

1. The measurement card or valid measurement form of any animal that is required to transfer into another division or section must be surrendered to the competition steward who must forward it to the Federation office with his report.

2. The name of any animal barred from showing due to its height exceeding the limit for the animal's section by more than one half inch (1/2") is listed in *equestrian*.

The decision of competition measuring(s) officials is final for the competition where the protesting occurred. An appeal may be filed with the Federation to cover future and prior competitions.

SUBCHAPTER 5-E**MEASUREMENT APPEAL.****GR514 Conditions.**

An owner or trainer of an animal declared ineligible for a division or section on account of height may appeal a measurement. The animal is barred from competing in the particular height division or section for which he was declared ineligible until the measurement is performed.

GR515 Procedures.

1. The appeal must be made to the Federation office in writing within seven (7) days of the measurement and must be accompanied by **the required** deposit.

2. All expenses including veterinary fees must be paid by the appellant who must **make a** deposit with the Federation as an advance on anticipated costs prior to the measurement.

3. The Federation will select a location and time for the appeal measurement as convenient as possible. The owner or trainer must deliver the animal to the location at his own expense within 45 days of filing the appeal.
4. The measurement must be performed by at least two persons appointed by the Federation which shall include one veterinarian who is a member of the American Association of Equine Practitioners and one Registered steward or Technical Delegate, as permitted by division rules. The officials whose measurement is being appealed cannot be part of the team conducting the measurement appeal.
5. Any animal submitted for an appeal measurement must show no evidence of lameness. If found to be lame by the examining veterinarian, the animal cannot be measured or remeasured for thirty (30) days and the appellant forfeits his deposit and any veterinary expenses incurred. Each animal submitted for an appeal measurement must be tested for drugs and medications in accordance with General Rules, Chapter 4, GR405. (Exception: Hackney, Roadster, and Saddlebred.)
6. If the appeal is not upheld or the appellant fails to submit the animal within 45 days, the animal is barred from showing for the balance of the competition year. The deposit is forfeited and all points accumulated for Horse of the Year Awards are nullified.
EC 9/21/09 Effective 12/1/09
7. The measurement made under the terms of an Appeal is final.

SUBCHAPTER 5-F OFFICIAL MEASUREMENT.

GR516 Conditions.

An owner or trainer may request an official measurement for an animal six (6) years or over provided: a) the animal has never been shown in a Licensed Competition; or b) has never been declared ineligible for a division on account of height; or c) was declared ineligible for a division on account of height prior to December 1, 1982; or d) has had a bona fide transfer of ownership; e) except for those applied for prior to December 1, 1987.

GR517 Procedures.

1. The request for an official measurement must be made to the Federation in writing and accompanied by a deposit which is not refundable.
2. All expenses including veterinary fees must be paid by the person requesting the measurement who shall **make a** deposit with the Federation, as an advance on anticipated costs, prior to the measurement. Both the owner and trainer are required to sign a waiver and consent on a form prepared by and acceptable to the Federation agreeing to the arrangements for the official measurement, agreeing to the administration of Lasix to the animal to aid in the collection of a urine sample for laboratory tests for Federation forbidden substances. (Exception: Hackney, Roadster, and Saddlebred.) *EC 9/21/09 Effective 12/1/09*
3. The Federation will select a location and time for the official measurement as convenient as possible. The owner or trainer must deliver the animal to the location at his own expense.
4. The measurement must be performed by at least two persons appointed by the Federation which shall include a veterinarian who is a member of the American Association of Equine Practitioners and one Registered steward. The officials whose measurement is being appealed cannot be part of the team conducting the measurement appeal.
5. Any animal submitted for an official measurement must show no evidence of lameness.
6. An official measurement is final.

**CHAPTER 6
PROTESTS, CHARGES, ATHLETE GRIEVANCES,
HEARINGS, ADMINISTRATIVE PENALTIES AND PLEA
AGREEMENTS**

GR601 General.

**SUBCHAPTER 6-A FILING AND CONTENTS OF PROTESTS, CHARGES AND
ATHLETE GRIEVANCES.**

GR602 Contents, etc.

GR603 Protests.

GR604 Charges.

GR605 Grievances.

SUBCHAPTER 6-B PRE-HEARING PROCEDURES.

GR606 Notice.

GR607 Continuances & Emergency Postponements.

GR608 Evidence.

GR609 Temporary Suspension.

SUBCHAPTER 6-C HEARINGS.

GR610 Proceedings Before a Show Committee.

GR611 Proceedings Before Hearing Committee.

SUBCHAPTER 6-D POST HEARING PROCEDURES.

GR612 Review of Decisions.

GR613 Rehearing.

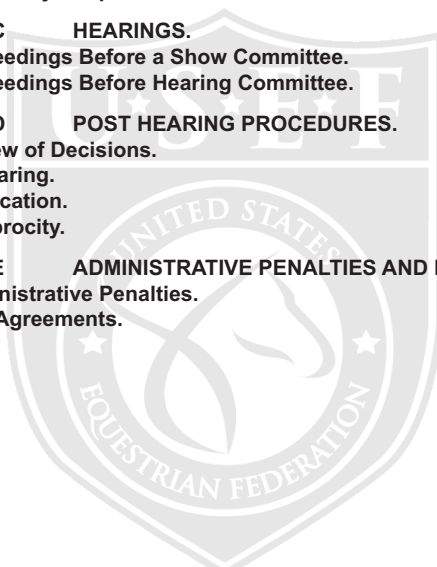
GR614 Notification.

GR615 Reciprocity.

SUBCHAPTER 6-E ADMINISTRATIVE PENALTIES AND PLEA AGREEMENTS.

GR616 Administrative Penalties.

GR617 Plea Agreements.





CHAPTER 6 PROTESTS, CHARGES, ATHLETE GRIEVANCES, HEARINGS, ADMINISTRATIVE PENALTIES AND PLEA AGREEMENTS

GR601 General.

1. Fair notice and an opportunity for a hearing shall be accorded to any amateur athlete, coach, trainer, manager, administrator, or official before the Federation may declare such individual ineligible to participate in any amateur athletic competition. Exception: When a determination of violation has been made by WADA or USADA and the Federation is required to implement and enforce any FEI penalties imposed by WADA or USADA, further Federation proceedings are not required. (See GR615.2) Any hearing conducted hereunder shall be conducted in accordance with the provisions of Chapter 6.
2. Neither the Federation nor any member of the Federation may deny or threaten to deny any member athlete, coach, trainer, manager, administrator or other official the opportunity to compete in the Olympic or Pan American Games, World Championship competitions or such other "protected competition" as defined in the USOC BYLAWS; nor may the Federation, or any member of the Federation, subsequent to such competition, censure or otherwise penalize any such athlete who participates in any such competition.
3. Any individual identified in Section 1 above who alleges that he or she has been denied by the Federation or a member of the Federation a right established by Section 2 of this Rule shall immediately inform the president of the Federation and the USOC's AAC representative for equestrian who shall cause an investigation to be made and steps to be taken to settle the controversy. Notwithstanding any efforts taken by the Federation to settle the controversy informally or through the Federation's grievance procedures set forth in Bylaws 701-704 and GR605 of Chapter 6, the individual may refer the matter to the USOC for action, as appropriate, under Article IX of the USOC Bylaws, which can be found at the USOC web site: www.usolympicteam.com, under the section entitled "Legal".
4. The construction and application of Federation rules are governed by the laws of the State of New York. It shall be the duty of the Federation Hearing Committee to hear protests and charges in connection with alleged violations of the rules, to hear appeals from the Licensed Officials Committee's non-renewal or revocation of a licensed official's license, and to hear athlete and other grievances pursuant to GR602.8 and GR605.
5. For the rules and procedures which govern hearings of grievances by athletes and others, see Bylaws 701-704, and Chapter 6, GR601-602 and GR605-615.

SUBCHAPTER 6-A FILING AND CONTENTS OF PROTESTS, CHARGES AND ATHLETE GRIEVANCES.

GR602 Contents, etc.

1. A protest, charge or grievance must state the full name and address (if known) of the accused, must list each Rule number alleged to have been violated and must contain a complete statement of the acts which constitute the alleged violation. The maker of the protest, charge or grievance must be prepared to substantiate the protest, charge or grievance by his or her own personal testimony at a hearing or by the testimony of at least one other witness with personal knowledge who is subject to cross-examination, and by additional evidence including but not limited to sworn statements, other witnesses. The Hearing Committee, at the request of a party or on its own motion may excuse the requirement of personal testimony in the hearing of a protest, charge or grievance as it deems appropriate, if the parties to the protest, charge or grievance stipulate to the relevant facts (with the exception of any charge, protest, or grievance which may possibly affect the opportunity of any individual identified in GR601 to participate in or attempt to qualify for selection to participate in "protected competition.") unless the respondent advises the Hearing Committee at least ten (10) days prior to the hearing that he or she will be present, in person or by representative, and that he or she wants the requirement of the maker's personal testimony not to be excused. In that case, the Hearing Committee may not excuse the requirement of personal testimony by either the maker as eyewitness or one (1) other eyewitness. The notice of hearing of any such charge or protest shall advise the respondent of this provision.

2. A protest or charge against a Licensed Competition must be referred to the Federation by the steward, technical delegate, Show Committee, competition manager or competition secretary.
3. Protests or charges that a steward or technical delegate has failed to attend the competition, perform his duties, or has otherwise violated the Rules; or that a judge has failed to conduct a class in accordance with the specifications or has otherwise violated the Rules are made in accordance with GR603-605. Such protests or charges must be referred to the Federation. In the event the accused is found guilty, he or she may be subject to any of the penalties under GR703 and notification of any penalty imposed will be published in *equestrian*.
4. The Federation may investigate any protest, charge or alleged violation, may intervene in any protest, charge or grievance and present evidence at a hearing concerning any protest, charge or alleged violation at its discretion. The Federation may also attempt to arrange a plea agreement or dismissal of a protest or charge in lieu of a hearing by reviewing all evidence and/or conducting interviews with the maker(s) and the respondent(s) to the protest or charge (see GR617).
5. The Chair(s) of the Hearing Committee, or if unavailable the Vice Chair(s), may designate one or more members of the Hearing Committee or any other individual to investigate any protest, charge or alleged violation, to conduct any necessary fact finding, to hear evidence, to review memoranda submitted by interested parties, and to make proposed factual findings to the Hearing Committee, provided, however, that this provision shall not apply to any matters heard pursuant to Chapter 6, Subchapter 6-C, GR611.2(i) or (ii).
6. Non-protestable Decisions.
 - a. The soundness of a horse, when determined by an official veterinarian of the competition or by a judge, is not protestable.
 - b. A judge's decision, representing his/her individual preference or opinion, is not protestable unless it is alleged to be in violation of Federation rules.
 - c. A protest questioning the height of a horse or the length of a horse's foot may only be made to the Show Committee. See GR511-513 and HU179.
7. Withdrawal of a Protest or Charge. If, prior to a hearing being held, the maker of a protest or charge wishes to withdraw it, he or she must make written application to the Hearing Committee, setting forth the reasons for the request. Following review of said application, the Hearing Committee will determine whether to allow the protest or charge to be withdrawn or whether to schedule the matter for hearing at a later date.
8. Any member of the Federation may file a protest or charge or grievance with the Hearing Committee pertaining to any matter within the cognizance of the Federation and alleging a violation of any provision of the Federation's Bylaws or Rules, the Amateur Sports Act of 1978, or the USOC's Constitution or By-Laws.

GR603 Protests.

1. Any rider, driver, handler, vaulter, longeur, exhibitor, owner, agent, trainer or the parent of a junior exhibitor, or any Life, Senior, or Junior member present at the competition may file a protest with the Show Committee of a Licensed Competition or The Federation Hearing Committee alleging violation of any Federation rule(s). The protest must contain all information as specified in GR602.1 and must be:
 - a. in writing,
 - b. signed by the protester,
 - c. addressed to the Show Committee of the competition at which the alleged violation occurred, or to the Hearing Committee,
 - d. accompanied by a deposit of \$200 if made by a Federation member or the parent of a junior exhibitor member or \$300 if made by a non-member (if check, payable to the competition or to the Federation); said deposit will be refunded in the event the protest is upheld, and
 - e. received by the steward, technical delegate, a member of the Show Committee, the competition manager or the competition secretary within 48 hours of the alleged violation. If made directly to the Hearing Committee, the protest must be received at the Federation office by the tenth business day following the last recognized day of the competition, or by the tenth business day following the date on which the alleged violation occurred if it occurred other than at a Licensed Competition.

GR604 Charges.

1. Any official of a USEF Licensed Competition, any Federation Representative assigned to a USEF licensed competition, any National Officer of the Federation or the CEO or Executive Director of the Federation may file a charge with the Show Committee or the USEF Hearing Committee alleging a violation of any Federation rule(s). The CEO or Executive Director may, but is not required to, consult with any or all of the Federation Officers prior to determining whether or not charges should be filed in any case.
2. A charge must be:
 - a. in writing,
 - b. signed by the person making the charge,
 - c. addressed to the secretary of the competition at which the alleged violation occurred, or to the Hearing Committee and
 - d. if made to a Show Committee it must be received by the steward, technical delegate or a member of the Show Committee within 48 hours of the alleged violation. If made to the Hearing Committee it must be received by the Federation within a reasonable time.

GR605 Grievances.

1. A grievance may be filed by any amateur athlete, or other eligible athlete, coach, trainer, manager, administrator or official regarding his/her opportunity to participate in, or to attempt to qualify for selection to participate in any equestrian event of the Pan American Games, Paralympic Games, the Olympic Games, World Championship competitions or any other protected competitions as that term is defined in Article I, Section 2(G) of the USOC, including any domestic amateur athletic competition or event organized and conducted as part of the selection procedure directly qualifying each successful competitor therein as an athlete representing the U.S. in such equestrian international competitions. Any grievance must be made in writing over the signatures of the person or persons presenting the same, and must state the full name(s) and address(es) of the athlete, coach, trainer, manager, administrator, official, the Federation, another organization which is an Affiliate Member of the Federation, a committee of the Federation or a committee of an Affiliate Member of the Federation against whom the grievance is made, and must include with specificity a complete statement of the acts which constitute such grievance, including the requested relief sought. The maker(s) must be prepared to substantiate the grievance at a hearing by a preponderance of the evidence by personal testimony of a witness or witnesses with personal knowledge subject to cross-examination and by sworn statements, other witnesses and by other competent evidence. The requirement of personal testimony may be excused by the Hearing Committee if the parties to the protest, charge or grievance stipulate to the relevant facts. The accused shall have the right to be assisted in the presentation of his/her case at the hearing, including the assistance of legal counsel, if desired; the right to call witnesses and present oral and written evidence and argument; the right to confront and cross-examine adverse witnesses; and the right to have a record made of the hearing if desired.

2. The grievance should be addressed to the Hearing Committee and should be transmitted to the attention of the Federation CEO or Executive Director at the Federation office by hand delivery or by certified mail or by facsimile as soon as practicable following the events which are the subject of the grievance.

As soon as practicable after the receipt of such grievance, the CEO or Executive Director shall promptly communicate informally with the parties and the president of the Federation and the USOC's AAC representative for equestrian, or, in the event there is a conflict of interest, the AAC alternate representative and they shall make every effort to resolve the grievance to their and the parties' mutual satisfaction, and if unsuccessful, the CEO or Executive Director shall, without prejudice to the right of the complainant to pursue remedies available pursuant to the Amateur Sports Act of 1978 and the USOC Constitution, arrange for a prompt hearing of the grievance by the Hearing Committee.

3. Any person, committee, association or organization, including the Federation or any affiliate, member or member organization, against whom a grievance has been filed pursuant to either GR602 or GR605 of the Rules is entitled to a hearing. Such hearing shall be after advance written notice of the specific charges or alleged violations, and of the time, place and opportunity to participate in person and/or by counsel or other representative given to the person(s) presenting the grievance, the accused and all other possibly affected

parties. Notices of hearing must be accompanied by a copy of the written grievance and shall set forth the possible consequences if the charges are found to be true.

4. The Hearing Committee shall review the record of any grievance hearing and promptly issue its written findings and determination based on the evidence in record in accordance with Chapter 6, which shall be final and binding upon the parties, except where otherwise provided in the Constitution and Bylaws of the USOC.

5. The hearing shall take place no earlier than 20 days after receipt of notice by the person charged and not later than 60 days from such receipt so as to ensure that the person charged has sufficient time to prepare a defense.

6. The pre- and post-hearing procedures set forth in Subchapter 6-B and Subchapter 6-D and the hearing procedures set forth in Subchapter 6-C, GR611, shall apply with the exception that hearings pursuant to GR602, GR605.1 and GR611.2 may not be heard by a Hearing Officer and that temporary suspensions pursuant to GR609 may not be imposed prior to a hearing by the Hearing Committee.

SUBCHAPTER 6-B PRE-HEARING PROCEDURES.

GR606 Notice.

1. Any person, group of persons or competition against whom a protest or charge is filed are entitled to a hearing. Such hearing shall be after at least twenty (20) days' written notice to the accused except that a Show Committee may hold a hearing during or within 48 hours of a competition after 24 hours' written notice to the accused unless this notice requirement is waived in writing by the accused. Notice of hearing must contain a brief statement of the facts constituting the alleged violation, the Federation rules allegedly violated and must specify the time and place at which the hearing is to be held.

2. Initial written notice of a protest or charge must be sent to the accused within sixty (60) days from the date the protest or charge is received in the Federation office or from the date a charge is issued by the CEO, Executive Director or National Officer of the Federation. This initial notice may either specify a time and place at which the hearing is to be held or state that the hearing will be held at a date to be determined. If the initial notice does not specify a date and place, a subsequent notice of hearing specifying the date and place of the hearing will be sent at least twenty (20) days prior to the hearing date.

3. Any notice sent to the last known address on file with the Federation shall be deemed sufficient notice.

GR607 Continuances & Emergency Postponements.

1. A respondent, protester or charging party may request a continuance of a scheduled hearing. A motion for continuance must be made in writing prior to the hearing and received by the Federation at the address designated in the Notice of Hearing as soon as the need for a continuance is known, but in any event at least 21 days prior to the time set for the hearing. A first continuance motion must be accompanied by a \$750 fee which will be refunded if the continuance is not granted. Any second or subsequent application for continuance will only be considered upon receipt of a written continuance motion and \$1500 fee which will be refunded if the continuance is not granted. Motions for continuance will only be granted at the discretion of the Hearing Committee upon good cause shown. Prior engagements of counsel may or may not be considered good cause. A second request or repeated requests by defense counsel for continuances due to counsel's unavailability on a scheduled hearing date or dates may in the discretion of the committee's co-chairs be grounds for the denial of a continuance request. In that event, the respondent must promptly arrange to proceed with or without substitute counsel. (Note: When the Federation, as charging party or its representative(s) requests a continuance, there will be no fee.)

2. An emergency postponement of a scheduled hearing will be granted to a respondent, protester or charging party in case of severe illness, natural catastrophe or other emergency circumstances that would prevent the individual's attendance at the hearing. Such a motion must be in writing, setting forth the reasons and providing proof, if available, and must be received by the Federation at the address designated in the Notice of Hearing as soon as the need for continuance is known. A first motion for an emergency postponement must be accompanied by a fee of \$250 and any second or subsequent

motion for an emergency postponement must be accompanied by a fee of \$1,000. These fees may be waived or refunded at the discretion of the Hearing Committee

3. Motions for a continuance or emergency postponement received prior to a scheduled hearing will be ruled upon by the Co-Chairs, or at least a quorum, of the Hearing Committee.

GR608 Evidence.

1. Accused persons may attend their hearing at their option, with or without counsel, and may bring witnesses, submit sworn statements or other evidence on their behalf.

2. The proponent of a protest, charge or grievance has the burden of proof by a preponderance of the evidence.

3. Upon the written request of an accused or accuser or of a representative of the Federation when it is a party to the proceeding, there shall be furnished to the requesting party reasonably in advance of the hearing copies of any evidence proposed to be introduced into evidence at the hearing, the names of witnesses and the substance of their testimony and the notice of hearing shall so advise. When the Federation is not a party to the matter, such exchange must take place between the parties to the matter.

4. The parties are required to copy one another on all documents and evidence sent to the Federation.

5. In connection with charges brought by a steward, TD or competition official when they are not themselves eyewitnesses to the matters addressed in the charge, they may participate at the hearing by teleconference call unless the Hearing Committee determines otherwise in its discretion.

GR609 Temporary Suspension.

In connection with any protest, charge, or any other matter which may properly fall within the jurisdiction of the Hearing Committee, and upon a finding that considerations involving the health, safety or welfare of Federation members and/or their horses, or the best interests of horse showing generally, warrant prompt action pending consideration of the matter by the Hearing Committee, the CEO or Executive Director may, by giving written notice of such action, temporarily suspend any person from participating in any manner in the affairs of the Federation or participating in or attending all Licensed Competitions until the Hearing Committee can hear the protest, charge or other matter and take such further temporary or other disciplinary action as it deems appropriate under these Rules, including temporarily suspending any person from participating in any manner in the affairs of the Federation or participating in or attending all Licensed Competitions, until the Hearing Committee can hear or determine the protest, charge or other matter, provided, however, that in instances involving GR605 and GR611.2(i) or (ii) where the United States Olympic Committee Constitution, Art. IV, Sec. 4 (c)(6) applies, a hearing by the Hearing Committee shall be held on notice before any suspension is imposed.

SUBCHAPTER 6-C HEARINGS.

GR610 Proceedings Before a Show Committee.

1. A Show Committee receiving a protest or charge must promptly hold a hearing and all accused and accusing persons and other persons directly concerned must be given advance notice in writing and be given the opportunity to appear at the hearing and the pre-hearing procedures of Subchapter 6-B, GR606-609 shall also apply.

2. Before holding the hearing, the Show Committee must obtain all relevant evidence and information from the documents (such as entry blanks) and witnesses (such as Competition Officials) under its control. The Show Committee must then adjudicate the issues impartially and make effective its decision upon the parties.

3. If a protest is sustained, the deposit must be returned to the protester; if not sustained, the deposit must be forfeited to the competition. A Show Committee may disqualify a person and/or his or her entries at that competition after holding a hearing of which the person had actual advance notice and the opportunity to appear.

4. If a Show Committee cannot reach a decision in regard to a protest or charge, the matter must be referred to the Hearing Committee. If the matter in question is a protest, it must be accompanied by the protest deposit. If the protest is sustained by the Hearing Committee, the deposit must be returned to the protester; if it is not sustained by the

Hearing Committee, the deposit will accrue to the Federation. In all cases, after either reaching a decision in a hearing or failing to reach a decision on a protest or charge, the Show Committee must promptly report in writing its findings of fact and conclusions regarding alleged rule violations and recommended penalties, if any, to the Hearing Committee. A party to a protest or charge desiring to appeal a decision of the Show Committee to the Hearing Committee must file an appeal in writing with the Hearing Committee at the Federation's office within fifteen (15) days of the initial decision. The Hearing Committee will not review the findings but will determine whether the rules were properly interpreted and applied.

GR611 Proceedings Before Hearing Committee.

1. The Hearing Committee will hear grievances as provided in Bylaws 701-704, and will hear protests and charges in connection with alleged violations of Federation rules, in accordance with the powers and duties referred to below.

2. The Hearing Committee shall provide fair notice and an opportunity to expeditiously hear grievances regarding the opportunity of any amateur athlete, rider, driver, handler, vaulter, longeur, owner, lessee, agent or trainer, riding coach or driving coach, coach, trainer, manager, administrator or official to participate in, or to attempt to qualify for selection to participate in, the Pan American Games, Paralympic Games the Olympic Games, World Championship competitions or any other "protected competitions" as that term is defined in Article I, Section 2 (g) of the USOC Constitution whether such grievances be against a competition, athlete, coach, trainer, manager, administrator or official of The Federation, another organization which is an affiliate member of The Federation, a committee of The Federation, or a committee of an affiliate association or a committee of The Federation. In (i) hearing grievances and (ii) hearing any protest or charge within the jurisdiction of the Hearing Committee arising out of a "protected competition," affecting the opportunity or ability of any amateur athlete, rider, driver, handler, vaulter, longeur, owner, lessee, agent or trainer, riding coach or driving coach, coach, trainer, manager, administrator or official to compete or participate, five members of the Hearing Committee shall be appointed by the co-chairs of the Hearing Committee, after consultation with the President, to constitute the hearing panel, of whom at least two shall be Athlete members of the Committee, who are not competing in the discipline which is involved in the dispute. The Hearing Committee shall promptly issue its findings in accordance with the Federation's Bylaws and Chapter 6, which findings shall be final, except where otherwise provided in the Constitution and Bylaws of the USOC.

3. The functions of any member of the Hearing Committee or any other presiding person participating in any decision shall be conducted in an impartial manner, subject to the published Rules of the Federation and within its powers. The Hearing Committee and other persons presiding on pre-hearing motions and at hearings shall give all parties a fair hearing and act as authorized by Federation rules. All members of a hearing panel must be present during the entire hearing to hear and consider all the evidence, as well as to deliberate and decide the outcome of the matter, except as may be otherwise agreed by all parties to the proceedings.

4. Any member of the Hearing Committee or any presiding or participating person may at any time disqualify himself or herself. Upon request of a party or in matters heard pursuant to GR611.2(i) or (ii) the identity of the persons who will preside and participate at a hearing shall be disclosed reasonably in advance of the hearing. On the submission in good faith, of a timely and sufficient affidavit of personal bias or other grounds for disqualification of a presiding or participating person, the presiding person, persons or Hearing Committee will consider and decide the matters raised as a part of the record and decision in the case.

5. The Hearing Committee or any person or persons presiding at any pre-hearing proceedings, the reception of evidence and any review or appeal of a decision shall prepare a written record of the proceedings which shall include the evidence considered in the proceeding, each finding of fact based on the evidence, the conclusions and decisions regarding alleged rule violations and a statement of penalties, if any, imposed and of other relief granted or denied. This written record constitutes the official record and decision of the Hearing Committee, or any presiding person or persons, and all decisions, including initial recommended and final decisions are a part of the official record. In order to expedite the issuance of a written ruling or rulings the written record may be issued in abbreviated form in the discretion of the presiding person(s), but in such event the presiding person(s) shall

retain the option of replacing the abbreviated ruling with a complete written record at any time, and shall do so if requested in writing by a party to the matter or by the Federation Board of Directors or Executive Committee. The written record shall be issued within 10 business days of the hearing of a grievance or other matter heard pursuant to GR611.2(i) or (ii) and may be issued in abbreviated form.

6. Opening and closing statements may be made by the parties to the protest, charge or grievance or their representative, but the Hearing Committee reserves the right to limit the length of such statements.

7. The Federation will not require a verbatim stenographic transcript of the hearing to be made, but parties to the hearing may arrange for one through the Federation in advance of the hearing and one will be ordered for them and the Federation at the expense of the party or parties requesting the transcript. If a transcript is ordered, it becomes part of the official record of the proceeding, cannot be canceled after the hearing is held, and must be paid for by the requesting party or parties. If the Federation itself requests and arranges for the transcript, copies will be provided to the respondent(s) by the Federation only upon payment by the respondent(s) to the Federation of one-half (1/2) the cost to the Federation of the transcript. If another party requests the transcript, a copy will be provided to Federation upon payment by Federation of one-half (1/2) the cost to the party of the transcript.

8. Upon the consent of the parties to a protest, charge or grievance, the co-Chairs of the Hearing Committee may direct that the matter be summarily heard and decided on an expedited basis upon such notice acceptable to the parties as time and circumstances allow for justice to be done. Even absent the consent of the parties, the co-Chairs of the Hearing Committee may in their discretion direct that a hearing of any grievance heard pursuant to either GR602.8 or GR605 of the Rules shall be expedited whenever in their opinion by majority vote it is necessary to expedite the matter in order to resolve it and produce a sufficiently early decision to do justice to the affected parties. Upon the request of an athlete or other party that it is necessary to expedite such hearing in order to resolve a matter relating to a competition which is so scheduled that compliance with regular procedures would not be likely to produce a sufficiently early decision to do justice to the affected parties, the hearing shall be so expedited to be concluded prior to the competition. The hearing may be conducted at the site of athletic competition or by telephone conference if necessary. The notice of hearing may be oral, or in writing, and shall in every instance contain the following: the party filing the charge, protest or grievance; any other party involved; identification of the person or persons subject to the charge, protest or grievance; the Federation bylaw or rule allegedly violated or about to be violated; a concise statement of facts surrounding the alleged violation; and the action that the party filing the charge, protest or grievance wants taken. The decision of the hearing panel may be rendered orally, shall be final and may be made effective immediately, but shall be reduced to writing at the earliest possible time, shall include findings of fact and conclusions based upon such findings, and shall be promptly provided to all of the parties involved.

9. Whether or not the same are specifically provided for elsewhere in the Rules, in all hearings conducted pursuant to GR611.2(i) or (ii), above, the parties shall be accorded:

- a. Notice of the specific charges or alleged violations in writing, and possible consequences if the charges are found to be true;
- b. Reasonable time between receipt of the notice of charges and the hearing within which to prepare a defense;
- c. The right to have the hearing conducted at such a time so as to make it practicable for the person charged to attend;
- d. A hearing before a disinterested and impartial body of fact finders wherein the proponent of the charge must substantiate the charge by a preponderance of the evidence;
- e. The right to be assisted in the presentation of one's case at the hearing, including the assistance of legal counsel, if desired;
- f. The right to call witnesses and present oral and written evidence and argument;
- g. The right to confront and cross-examine adverse witnesses, including the right to be provided the identity of witnesses in advance of the hearing;
- h. The right to have a record made of the hearing if desired;

- i. A written decision, with reasons therefor, based solely on the evidence of record, handed down in a timely fashion;
- j. Written notice of appeal or review pursuant to GR612.3 procedures, where applicable, if the decision is adverse to the person charged, and prompt and fair adjudication of the appeal or review.

SUBCHAPTER 6-D POST HEARING PROCEDURES.

GR612 Review of Decisions.

- 1. By the Hearing Committee.
 - a. A respondent, protester or charging party who wishes to request a review of the Hearing Committee's original decision must make such request in writing, setting forth the reasons why a review is sought. Said request must be accompanied by a fee of \$500, which fee is not refundable except in the discretion of the Hearing Committee. Said request and fee must be received within 30 days from the issuance of the ruling being reviewed.
- 2. Appeal of decisions made by other than the Hearing Committee
 - a. When the presiding person, persons or Show Committee other than the Hearing Committee makes an initial decision, that decision then becomes the decision of the Federation without further proceedings, unless there is a written appeal to the Hearing Committee for review by a party to the proceeding or by the Federation, which must be received within thirty (30) days from the issuance of the ruling being reviewed. On appeal from the initial decision, the Hearing Committee will review the matter de novo.

GR613 Rehearing.

Upon the discovery of new facts not discoverable by due diligence prior to a hearing, a party may request a hearing before the Hearing Committee. Such request must be in writing and must contain a statement of the new facts upon which it is based and must be accompanied by a fee of \$250, which fee is not refundable except in the discretion of the Hearing Committee. Said request and fee must be received by the Federation within 30 days from the issuance of the ruling which is being contested. Rehearings will not be granted as a matter of right but are at the discretion of the Hearing Committee.

GR614 Notification.

- 1. When a decision has been reached regarding a charge or protest heard by the Hearing Committee the Federation shall send out the findings within 60 days of the decision. Where findings cannot be issued within 60 days of the decision, the Federation shall send written notification to all concerned parties that the findings are not yet available and when the findings are expected to be released.
- 2. The Federation will publish in *equestrian* a notice of every penalty assessed against any person, horse or Licensed Competition and the period of any suspension. Any Licensed Competition which allows a suspended or expelled person or horse to participate is itself liable to penalty, including suspension or expulsion.
- 3. The Federation may report disciplinary action taken by the Federation to another association if in its opinion reporting is advisable for the protection of mutual interests.

GR615 Reciprocity.

- 1. On receipt of notice that disciplinary action has been taken by an administrative agency, arbitration or other tribunal body, humane society or court of law, whether civil, criminal, arbitral or administrative, against a person, a National Officer of the Federation or the CEO or Executive Director of the Federation may make a charge against the person under the provisions of Chapter 6 and following a hearing, the Hearing Committee may impose any penalty provided for in Chapter 7.
- 2. On receipt of notice that USADA or WADA has taken disciplinary action and has applied penalties in accordance with FEI General Regulations against a person subject to Federation rules, with notice to the affected parties but without further proceedings, the Federation shall impose any sanction resulting from the adjudication process in accordance with USADA or WADA protocols, as applicable.
- 3. Upon receipt of notice that a court of law has entered a judgment or final order against a person, corporation, partnership or other entity for monies owing to a Federation Senior

Active or Life Member related to equestrian activities (e.g. training fees, coaching fees, stabling fees, horse board, horse transport, veterinary fees) and in connection with Licensed Competition, which order or judgment is final and not subject to further appeal, a National Officer or the CEO or Executive Director of the Federation may make a charge against such person or entity under the provisions of Chapter 6, and following a hearing, the Hearing Committee may suspend such person or entity pursuant to Chapter 7, GR703.1.b and .c and/or Chapter 7, GR707.1b but any such suspension shall not extend beyond the time that such judgment or order is satisfied of record in said court of law and may be for shorter period of time in the discretion of the Hearing Committee.

4. On receipt of notice that the Federation Equestre Internationale (FEI) has imposed penalties in accordance with FEI General Regulations against a person subject to Federation rules, with notice to the affected parties but without further proceedings, the Federation shall recognize and enforce the sanction.

5. Following a hearing, The Federation's Hearing Committee may deny or suspend the privilege to participate in or go upon the grounds of Licensed Competitions, and/or deny, expel or suspend the privileges or membership in the Federation to any person, whether or not a member of the Federation, whom an indictment, information or charge has asserted, or whom any civil, criminal or administrative court or arbitration or other tribunal has found, to have committed or participated in any plan or conspiracy to commit any act of cruelty or abuse to a horse, whether or not any such alleged or actual act, plan, or conspiracy occurred on the grounds of a Licensed Competition, or was in conjunction with, or was an element of some other offense, actual or alleged. For purposes of this subsection, cruelty and abuse shall include, but shall not be limited to, any of the acts enumerated in GR839.4, and, in addition, killing, crippling, abandoning, mistreating, neglecting, or any other form of abuse of a horse.

SUBCHAPTER 6-E ADMINISTRATIVE PENALTIES AND PLEA AGREEMENTS.

GR616 Administrative Penalties.

1. Administrative Penalties for violations of Chapter 4 (Drugs and Medications) will be handled pursuant to Chapter 4, GR412. For violations of any other rules, the procedures outlined below will be utilized.

2. In the event of an apparent rule violation, other than one involving Chapter 4, which is brought to the attention of the Federation and where no protest or charge has been filed, the Federation may hold in abeyance the issuance of charges of rule violation pending further determination by the Federation CEO or Executive Director.

3. After investigating the situation, the CEO or Executive Director shall make a determination in his or her discretion whether to issue charges of rule violation, impose administrative penalties, issue a warning or take no further action in the matter.

4. In the event the CEO or Executive Director determines to impose administrative penalties in lieu of the issuance of charges of rule violation, he or she shall be authorized to impose any or all of the penalties enumerated in Chapter 7, GR703 and/or Chapter 7, GR707, setting forth the terms and conditions for compliance. The parties offered the administrative penalty shall, after written notice, be subject to any and all administrative penalties imposed by the CEO or Executive Director, unless a timely written request for a hearing is made pursuant to the provisions of GR616.6.

5. The Federation shall give written notification to the accused of administrative penalties determined pursuant to GR616.4, the terms and conditions of which shall not be subject to negotiation. *An administrative penalty must be approved by the Hearing Committee Co-Chairs before it is offered to the Respondent(s).* Once accepted by all parties and by the Hearing Committee, an administrative penalty shall have the same force and effect as would a finding of rule violation by the Hearing Committee following a hearing and shall be published in *equestrian*. In the event that the Hearing Committee does not approve an accepted administrative penalty, written notification of same will be sent to the accused and shall constitute a timely written request for a hearing pursuant to GR616.6.

EC 11/16/09 Effective immediately

6. Any accused person who receives notice of an administrative penalty under GR616.5 may request a hearing before the Hearing Committee. A written request for a hearing must be actually received in the Federation office within 30 days of the date of receipt by the

accused of the notice of administrative penalty(ies), after which time the right to a hearing shall be deemed to have been permanently waived. Once accepted by the accused and approved by the Hearing Committee, administrative penalties shall be effective immediately, shall be final, and shall not be subject to further review under any circumstance(s).

7. In the event a timely written request for a hearing is received in accordance with GR616.6, the Federation shall issue written charges pursuant to GR602 and GR604 and the Hearing Committee shall conduct a hearing upon said charge(s). In the event of a finding of a violation, the Hearing Committee shall not be limited in choice of penalties to those that might have been imposed in accordance with GR616.4, nor in any such instance shall the Hearing Committee be limited in any other way in exercising all of its prerogatives as set forth in the Bylaws and Rules.

8. An offer of an administrative penalty will not preclude the filing of charges by a party other than the CEO or Executive Director pursuant to GR602 and GR604. Such a charge, however, must be received by the Federation before the administrative penalty is approved by the Hearing Committee. In the event such a charge is filed and in the event the CEO or Executive Director is subsequently unable to adjust the matter pursuant to GR617 to the satisfaction of the charging party and the accused, then the offer of administrative penalty shall be nullified and the matter shall proceed to hearing.

GR617 Plea Agreements.

1. The provisions of this Rule will apply to violations of Chapter 4 (Drugs and Medications) as well as violations of any other rules.

2. The Federation CEO or Executive Director may investigate any pending protest or charge and attempt to settle the matter in lieu of having it proceed to hearing.

3. After investigating the situation, the CEO or Executive Director shall make a determination in his or her discretion whether to offer a plea agreement, direct that the matter proceed to hearing, or recommend dismissal of the protest or charge.

4. In the event the CEO or Executive Director determines to offer a plea agreement, he or she shall be authorized to offer any or all of the penalties enumerated in Chapter 7, GR703, setting forth the terms and conditions for compliance. The parties offered the plea agreement shall, after written notice, be subject to any and all penalties imposed by the CEO or Executive Director, unless a timely written request for a hearing is made pursuant to the provisions of GR617.6 or unless the maker of the protest or charge challenges the plea agreement pursuant to GR617.8.

5. The Federation shall give written notification to the accused and to the maker of the protest or charge of an offer of a plea agreement determined pursuant to GR617.4, the terms and conditions of which shall not be subject to negotiation. Plea agreements accepted by both the accused and the maker of the protest or charge in accordance with this Rule are subject to approval by the Hearing Committee and in the case of an allegation of a violation of Chapter 4, to approval by the Chairman of the Federation Equine Drugs and Medications Committee. Once accepted by all parties and by the Hearing Committee, a plea agreement shall have the same force and effect as would a finding of rule violation by the Hearing Committee following a hearing and shall be published in *equestrian*. In the event that the Hearing Committee does not approve an accepted plea agreement, written notification of same will be sent to the accused and to the maker of the protest or charge and shall constitute a timely written request for a hearing pursuant to GR617.6.

6. Any accused person or maker of a protest or charge who receives notice of a proposed plea agreement under GR616.5 may request a hearing before the Hearing Committee. A written request for a hearing must be actually received in the Federation office within 30 days of the date of receipt by the parties of the notice of the offer of a plea agreement, after which time the right to a hearing shall be deemed to have been permanently waived. Once accepted by the parties and approved by the Hearing Committee, plea agreements shall be effective immediately, shall be final, and shall not be subject to further review under any circumstance(s).

7. In the event a timely written request for a hearing is received from the accused in accordance with GR617.6, the Federation shall schedule the matter for hearing and the Hearing Committee shall conduct a hearing upon said protest or charge. In the event of a finding of a violation, the Hearing Committee shall not be limited in choice of penalties to those that might have been imposed in accordance with GR617.4, nor in any such instance shall the Hearing Committee be limited in any other way in exercising all of its prerogatives

as set forth in the Bylaws and Rules.

8. If the accused accepts the offer of the plea agreement and the maker of the protest or charge does not, said person(s) can request a hearing before the Hearing Committee upon submission of a written request, and in the case of a protest, upon payment of a \$250 fee (which is not refundable), and the matter shall proceed to hearing.

9. If after investigation of a protest or charge, it is the recommendation of the CEO or Executive Director that the matter should be dismissed, he or she will notify the maker of the protest or charge and the accused. If the maker of the protest or charge does not agree, said person(s) can request a hearing before the Hearing Committee upon submission of a written request and in the case of a protest, upon payment of a \$500 fee (which will be refunded in the event the protest or charge is upheld) and the matter shall proceed to hearing.

CHAPTER 7 VIOLATIONS AND PENALTIES

SUBCHAPTER 7-A INDIVIDUALS.

GR701 General.

GR702 Violations.

GR703 Penalties.

GR704 Regulations as to Suspended Persons.

SUBCHAPTER 7-B LICENSED COMPETITIONS.

GR705 General.

GR706 Violations.

GR707 Penalties.





CHAPTER 7 VIOLATIONS AND PENALTIES

SUBCHAPTER 7-A INDIVIDUALS.

GR701 General.

The provisions of this rule apply in connection with any Licensed Competition to the following persons: owner, exhibitor, agent, trainer, manager, rider, driver, handler, competition official, competition staff (see GR111), a veterinarian who, while on the competition grounds, prescribes, dispenses, or administers a forbidden substance to a horse and member of the family of the above, a member of the Federation or any person who acts in a manner in violation of the rules of the Federation or deemed prejudicial to the best interests of the sport and the Federation. Any act in connection with a Licensed Competition in violation of the Rules by a member of the family of a person participating in the competition who is described in the previous sentence, may be deemed to have been committed by such person and subject him or her to penalties.

GR702 Violations.

1. A violation is any act prejudicial to the best interests of the Federation, including but not limited to the following:
 - a. Violation of the rules of the Federation.
 - b. Disqualification by a Licensed Competition.
 - c. Penalization by an administrative agency, humane society or court of law for violation of Federation rules.
 - d. Acting or inciting or permitting any other to act in a manner contrary to the rules of the Federation, or in a manner deemed improper, unethical, dishonest, unsportsmanlike or intemperate, or prejudicial to the best interests of the sport and the Federation.
 - e. Any act committed or remark made in connection with the competition considered offensive and/or made with the intent to influence or cast aspersions on the character or integrity of the licensed officials, approaching a judge before or after a decision without first obtaining permission from the show committee or steward/technical delegate, inspecting a judge's card without the judge's permission, or public verbal abuse of competition officials.
 - f. Physical assault upon a person and/or cruelty to a horse as defined in GR839.
 - g. Failure to obey any penalty imposed by the Federation.
 - h. Exhibiting any horse while in the care, training or custody of a suspended trainer.
 - i. Riding, exhibiting, coaching or training for the benefit, credit, reputation or satisfaction of a suspended person.
 - j. Failure to pay indebtedness to the Federation or indebtedness for hearing transcripts or other hearing expenses arranged through the Federation.
 - k. Participating in any manner at a licensed competition while not in good standing or competing horses not in good standing at a licensed competition. (See GR135)
 - l. Prescribing, dispensing, or administering a drug by a veterinarian which results in a finding of a forbidden substance. In the event a positive report is received by the Federation for a horse or pony to which a forbidden substance has been administered in any manner and the veterinarian is identified in any manner as the source of said forbidden substance, said violation will be addressed pursuant to GR412.
 - m. Any action which is subject to Reciprocity by the Federation under GR615.

GR703 Penalties.

1. If found guilty, the accused will be subject to such penalty as the Hearing Committee, or other individuals with authority to assess penalties may determine, including but not limited to the following. The penalties set forth below will be published in *equestrian* magazine.
 - a. CENSURE. A vote of Censure will be listed under the defendant's name in the Secretary's Record of Penalties. If found guilty of a further violation the defendant will be subject to a heavier penalty than for a first offense.
 - b. SUSPENSION of such person for any period from showing or having others show, exhibit or train for him or her.
 - (1) A suspended person is forbidden for the time specified in the decision from the privilege of taking any part whatsoever in any Competition licensed or endorsed by

the Federation and is excluded from all competition grounds during Competitions licensed or endorsed by the Federation, as an exhibitor, participant or spectator.

(2) In addition, a suspended person is forbidden from participating in all Federation affairs and activities, to hold or exercise office in the Federation or in any Competition licensed or endorsed by the Federation, to attend, observe or participate in any event, forum, meeting, program, clinic, task force, or committee of the Federation, sponsored by or conducted by the Federation, or held in connection with the Federation and any of its activities.

(a) Notwithstanding the above, a Director may be removed from the Board or Executive Committee only in accordance with the applicable provisions of the Bylaws.

(b) If the Hearing Committee deems it appropriate, it may send its findings concerning a Director to the Board for its consideration.

(3) Where practical and appropriate in the opinion of the Hearing Committee, suspension may include the comparable dates during which the violation occurred.

c. **SUSPENSION** for any period of the horse or horses, owned by him or her, or shown in any name or for his, her, or their credit or reputation, whether such interest was held at the time of the alleged violation or acquired thereafter. The Executive Committee or the Hearing Committee may at a later date remove the suspension of said horse or horses if it is demonstrated to their satisfaction that a sale or transfer thereof was made by such person, partnership, or corporation in such as to be a bona fide transaction and not with the intention of relieving the suspended owner of penalty. See GR138.

d. **SUSPENSION** for any period of any volunteer or any employed person who rides or exhibits for the benefit, credit, reputation or satisfaction of another suspended person.

e. **EXPULSION** from all Licensed Competitions.

f. **EXPULSION** or **SUSPENSION** from membership in the Federation.

g. **FORFEITURE** of trophies, ribbons, prize money, and/or sweepstakes won in connection with the offense committed, which will be redistributed accordingly and payment of a fee of **\$300** to the competition in question. Federation points may be nullified and redistributed at the discretion of the Hearing Committee.

BOD 1/18/09 Effective 12/1/09

h. **SUSPENSION** from office as steward, technical delegate, judge, course designer or competition official.

i. **REVOCAION** of judge's, steward's, technical delegate's or course designer's license.

j. **FINE**.

2. Federation Affiliated Associations must honor all Federation penalties. See GR204.

GR704 Regulations as to Suspended Persons.

1. The purpose of this Rule shall be to prevent the avoidance by suspended exhibitors, trainers, coaches and other persons of the terms and conditions of their suspensions, or the penalties intended by the Hearing Committee as appurtenant to such suspensions. This Rule shall apply to the spouse of a suspended person as well as to any other persons or entities, including, without limitation, companions, family members, employers, employees, agents, partnerships, partners, corporations or other entities, whose relationship, whether financial or otherwise, with a suspended person would give the appearance that such other persons are riding, exhibiting, coaching or training for the benefit, credit, reputation or satisfaction of the suspended person.

2. No suspended person's spouse or companion shall assume any of the suspended person's responsibilities whatsoever at Federation competitions during the term of said suspension. Companion shall be defined as any person who co-habits with, or otherwise shares living accommodations with, a suspended person.

3. No suspended person's spouse or companion may fill out any entry blanks for any of the suspended person's customers for Federation competitions during the term of the suspended person's suspension, or pay or advance entry fees on behalf of customers for Federation competitions during said period.

4. Any person who assumes the responsibility for the care, custody or control of an unsuspended horse completely or in part owned, leased, trained by or coached by a suspended person, must not:

a. Be paid a salary directly or indirectly by or on behalf of the suspended person; or

- b. Receive a bonus or any other form of compensation in cash, property or other remuneration or consideration such as to make up for any such lost salary; or
 - c. Make any payments of any kind, or give any remuneration or other compensation or consideration, to the suspended person, his/her spouse or companion, any corporation, partnership or other entity owned or controlled by said suspended person or to any other person for transfer to any of said individuals or entities for the right to ride, exhibit, coach or train for the suspended person or any of the suspended person's customers during Federation Licensed Competitions; or
 - d. Use the farm or individual name of the suspended person.
5. An individual who takes over the horses of a suspended trainer or coach must:
- a. Bill customers directly on his/her own bill forms for any services rendered at or in connection with any Federation Licensed Competitions;
 - b. Maintain a personal checking account totally separate from and independent of that of the suspended person for purposes of paying all expenses of and depositing all income from customers;
 - c. Pay all his/her employees working at Federation competitions, none of whom may be employees, directly or indirectly, of the suspended person;
 - d. Keep checks, books, employee records and make withholding of taxes and other regular deductions from his/her employees' paychecks;
 - e. Pay all feed bills, motel, van bills, travel expenses, etc. from his/her separate and independent checking account and preserve, for six months after the date that said suspension is terminated, invoices for said bills;
 - f. If such individual makes use of any equipment of a suspended trainer, the use of said equipment must be enumerated in detail in a written lease, the form and substance of which must be satisfactory to counsel for the Federation and shall be at the fair rental value for said equipment and said price must be included in said agreement;
 - g. File such federal and state tax returns as will reflect as his or her income the income from said training or coaching responsibilities at Federation Licensed Competitions;
 - h. Not borrow funds from a suspended trainer or coach, his/her spouse or companion, their families, corporations, partnerships or any other entities owned or controlled by said suspended trainer or to any other person for the purpose of going into business for himself or herself at Federation Licensed Competitions during the period of said suspension, nor will he/she allow any of the above-named parties or entities to sign or guarantee any notes or any type of loans to enable him or her to go into business as described above.
6. Suspended trainers and coaches, and individuals taking over the horses or customers of a suspended trainer or coach may be requested to make their books, canceled checks, invoices, tax returns and other evidence available to Federation representatives to verify and affirm the details of any relationship between them and suspended trainer or coach.
7. This Rule is intended to provide guidance for suspended persons and anyone contemplating taking over the responsibility for the riding, exhibiting, coaching, or training, of an unsuspended horse from a suspended person. It is not intended to anticipate every potential circumstance in which the intent of a suspension may be frustrated, and the Hearing Committee shall have the power to determine whether the facts and circumstances peculiar to any particular case compel a finding that there was or is a violation of the rules prohibiting exhibiting any horse while in the care, training or custody of a suspended trainer, or riding, exhibiting, coaching or training for the benefit, credit, reputation or satisfaction of a suspended person (see GR702.1h and .i).

SUBCHAPTER 7-B LICENSED COMPETITIONS.

GR705 General.

The provisions of this Chapter apply to all Regular Competitions, Local Competitions, Eventing Competitions, Dressage, Driving, Endurance and Vaulting Competitions.

GR706 Violations.

1. Any competition licensed or endorsed by the Federation is subject to penalty by the Hearing Committee or other individuals with authority to assess penalties for violation of the rules. Violations include, but are not limited to, the following. All penalties will be published in *equestrian* magazine.

- a. Failure to conduct a competition in accordance with the Federation rules.
- b. Failure to pay its indebtedness to the Federation.
- c. Failure to pay premiums and other indebtedness within 30 days.
- d. Failure to report the disqualification of a person at the competition.
- e. Failure to honor written contracts with judges, stewards or other competition officials and employees.
- f. Failure to furnish the Federation with entry blanks, judge's cards, class sheets or any other documents it may request in connection with the competition.
- g. The use of judges not licensed in those divisions covered by Federation rules.
- h. The use of judges in divisions in which they have not been enrolled without obtaining in advance the required Special or Guest judge's card.
- i. The use of stewards, technical delegates, or where required, course designers who are not Federation licensed.
- j. The listing of a judge, steward, technical delegate or course designer in the prize list or catalogue before the invitation to serve has been accepted in writing by such licensed official.
- k. Permitting individuals, entities or horses that were placed on suspension at least seven days prior to the competition start date to be on the grounds and/or to participate in any manner.
- l. Permitting acts which are improper, intemperate, dishonest, unsportsmanlike or contrary to the rules of the Federation, or prejudicial to the best interests of the sport and the Federation.
- m. Acting in a manner prejudicial to the best interests of the sport and the Federation.
- n. Assessing and/or collecting a drug enforcement fee in excess of, or in addition to, that specified and required by GR407.1 of these rules, unless said assessment is approved in writing by the Federation in advance, and then only under the terms and conditions set forth.
- o. Withholding from the Federation any or all of the drug fees collected in accordance with GR407.1, for any purpose, including to defray the expenses incurred providing stalls, passes, and other items to the Federation drug testing personnel, as required by GR407.4 and .5.
- p. Using the name or title of a championship that has not been assigned to that Licensed Competition during the same competition year.

GR707 Penalties.

1. A Licensed Competition found guilty of a violation will be subject to penalty including but not limited to the following:
 - a. CENSURE. A vote of Censure will be listed under the defendant's name in the Secretary's Record of Penalties. If found guilty of a further violation, the defendant will be liable to a heavier penalty than for a first offense.
 - b. SUSPENSION for any period from the list of Licensed Competitions.
 - c. EXPULSION from membership in the Federation.
 - d. FINE.

CHAPTER 8 CONDUCT OF LICENSED COMPETITIONS

SUBCHAPTER 8-A ATTIRE AND EQUIPMENT.

- GR801 Dress.
- GR802 Artificial Markings and Appliances.
- GR803 Use of Whips.
- GR804 Shoeing Regulations.

SUBCHAPTER 8-B COMPETITION AWARDS, HONORS, AND PRIZES.

- GR805 Challenge Trophies.
- GR806 Perpetual Trophies.
- GR807 Prize Ribbons.
- GR808 Awarding Championships.
- GR809 Performance Championships.
- GR810 Breeding or In Hand Championships.
- GR811 Sweepstakes.
- GR812 Retirement Ceremony.

SUBCHAPTER 8-C COMPETITION AND CLASS CONDITIONS AND ELIGIBILITY.

- GR813 Classes for Horse and Rider.
- GR814 Amateur.
- GR815 Breeding or In-Hand.
- GR816 Junior Exhibitor.
- GR817 Ladies'.
- GR818 Local.
- GR819 Maiden, Novice and Limit.
- GR820 Model Classes.
- GR821 Opportunity Classes.
- GR822 Owners' Classes.
- GR823 Dividing Classes.
- GR824 Stallions.
- GR825 Ponies.
- GR826 Combined ownership.
- GR827 Hors de Concours.
- GR828 Permission to Compete in Foreign Competitions.

SUBCHAPTER 8-D SCHEDULING DURING COMPETITION.

- GR829 Length of Competition.
- GR830 Time Schedule.
- GR831 Delay of Classes.
- GR832 Interruption of Procedure.
- GR833 Time-Out.

SUBCHAPTER 8-E SCHOOLING.

- GR834 General.
- GR835 Designated Areas.
- GR836 Trail.
- GR837 Hunter.
- GR838 Jumper. (See also JP103 and Appendix A)

SUBCHAPTER 8-F WELFARE OF THE HORSE.

- GR839 Cruelty to and Abuse of a Horse.
- GR840 Attention Getting Devices.
- GR841 Soundness.
- GR842 Falls.
- GR843 Poling.



CHAPTER 8 CONDUCT OF LICENSED COMPETITIONS

SUBCHAPTER 8-A ATTIRE AND EQUIPMENT.

GR801 Dress.

1. It is the tradition of the competition ring that riders and drivers be correctly attired for the class in question, that attendants be neatly dressed and horses be properly presented.
2. It is compulsory for riders in all Hunter, Jumper and Hunt Seat Equitation classes, and Paso Fino classes, both open and breed restricted including Hunter Hack, where jumping is required and when jumping anywhere on the competition grounds to wear properly fastened protective headgear which meets or exceeds ASTM (American Society for Testing and Materials)/SEI (Safety Equipment Institute) standards for equestrian use and carries the SEI tag. It must be properly fitted with harness secured. A Show Committee must bar riders without protective headgear from entering the ring for classes in which protective headgear is required and may bar any entry or person from entering the ring if not suitably presented to appear before an audience.
3. Except as may otherwise be mandated by local law, all juniors riding in Hunter, Jumper and Hunter Seat Equitation sections, and all sub-juniors riding in the Paso Fino division, while riding anywhere on the competition grounds, must wear properly fitting protective headgear which meets or exceeds ASTM (American Society for Testing and Materials)/SEI (Safety Equipment Institute) standards for equestrian use and carries the SEI tag. Harness must be secured and properly fitted. Any rider violating this rule at any time must immediately be prohibited from further riding until such headgear is properly in place.
4. Any exhibitor may wear protective headgear (ASTM/SEI) and/or a protective safety vest, specifically designed for use in equestrian sport in any division or class without penalty from the judge. The Federation recommends that the vest meet or surpass the current ASTM standard or be certified by the Safety Equipment Institute.
5. See DC117.6.3 for protective headgear requirement in Combined Driving.
6. Except as may otherwise be mandated by local law, the Federation strongly encourages all riders, while riding anywhere on the competition grounds, to wear protective headgear with harness secured which passes or surpasses ASTM (American Society for Testing and Materials)/SEI (Safety Equipment Institute) standards for equestrian use and carries the SEI tag. It is the responsibility of the rider, or the parent or guardian or trainer of the junior exhibitor to see to it that the headgear worn complies with appropriate safety standards for protective headgear intended for equestrian use, and is properly fitted and in good condition, and the Federation, Show Committee, and Licensed Officials are not responsible for checking headgear worn for such compliance.
7. The Federation makes no representation or warranty, express or implied, about any protective headgear, and cautions riders that death or serious injury may result despite wearing such headgear as all equestrian sports involve inherent dangerous risk and as no helmet can protect against all foreseeable injuries.
8. Boots/shoes worn while riding anywhere on the competition grounds must have a distinguishable heel. (Exception: Arabian, Hackney Pony, Morgan, National Show Horse, Parade, Roadster, Saddlebred, and Saddle Seat Equitation).
9. Competitors must display the correct number which must be clearly visible while performing in any class unless otherwise stated in the prize list. Competitors may be penalized at the discretion of the judge. Numbers to be supplied by management in compliance with GR1213.11. Refer to DR126.14 (Dressage) and DR207.8 (Dressage Sport Horse Breeding).
10. Refer to EQ109.1 and HU127.

GR802 Artificial Markings and Appliances.

1. Any change of color or markings other than mane, tail or hoof is prohibited. (Exception: Arabian and Half/Anglo Arabian halter, see AR107.6; Reining Division; Friesian Division, Paso Fino, see PF101.5-.6). Only clear grooming materials are allowed on the hide and hair. Materials may be used to remove stains.

2. All artificial appliances other than those permitted in division rules are prohibited (Exception: Reining and Jumper Divisions). Bandages, tailsets, chains or other training devices are prohibited in the ring in Breeding/Halter classes.

GR803 Use of Whips.

No item may be used inside or outside the ring while showing a horse except one whip per handler. If whips are allowed, they must be no longer than 6' including the snapper or lash. No appendages of any kind are permitted. One lungeing whip is permitted only when lungeing. Some breed and/or disciplines may have use of whip division rules that depart from this rule and as such, the division rule governs. (GR149.1)

GR804 Shoeing Regulations.

1. In some parts of the country, it is common practice to show unshod horses in certain classes. A horse cannot be barred from the ring because of being unshod but, in classes in which it is common practice for all horses to be shod, a barefoot horse may be penalized at the judge's discretion.
2. Competitions offering classes in a division that designates a maximum weight for shoes (Morgan, Paso Fino, Welsh) must provide accurate scales for weighing. If any horse casts a shoe in any of these classes, the shoe, including pad if used, but not including nails must be immediately weighed by the judge. In these classes, a competitor may not be excused from the ring until the judge is satisfied that the horse has not cast a shoe. Refer to GR109.2.
3. If the weight of a shoe and pad is protested, the owner may either withdraw the entry and forfeit all entry fees and winnings of the protested entry for the entire competition, in which event the protest must be withdrawn and the fee refunded or, have the shoe and pad removed in the presence of the competition veterinarian and steward so it can be weighed immediately.
4. Whether cast or removed, if the shoe including pad exceeds the weight limit, the entry must be disqualified for the balance of the competition and all entry fees and winnings of the entry for the entire competition will be forfeited. Removal and replacement of any protested shoe and pad is the sole responsibility of the owner of the entry; however, if the protest is not upheld, the protestor must pay \$15 to defray the cost of removal and replacement of the shoe.
5. See AR103 for Arabian shoeing regulations.

SUBCHAPTER 8-B COMPETITION AWARDS, HONORS, AND PRIZES.

GR805 Challenge Trophies.

1. A Challenge Trophy is a trophy donated to or offered by a competition which must be won a specified number of times under specified conditions. When originally placed in competition, it becomes the property of the Show Committee and cannot be withdrawn by the donor.
2. The conditions of the Challenge Trophy may not be changed without the consent of the trophy donor or his legal representative and of all who have qualified as potential winners of the trophy, except in the event that the conditions stipulated are in conflict with the current rules of the Federation. In such an event, the Show Committee must confer with the Federation as to procedure.
3. The winner of a leg on a Challenge Trophy in competition is entitled to possession of such trophy for a period of 10 months from date of winning unless a competition stipulates that the trophy will remain in its possession. The winner is responsible for protection and care of the trophy while in his possession. At the expiration of 10 months, or two months prior to the next annual competition, the competition may demand return of trophy if it has not been won outright. Failure of an exhibitor to return the trophy constitutes a violation under Chapter 7 and renders the exhibitor subject to penalty.
4. If a Challenge Trophy is competed for at more than one competition per year, the committee may elect to keep the trophy in its possession.
5. If a Challenge Trophy is destroyed, stolen or lost and therefore cannot be returned, the exhibitor who had possession of the trophy must pay to the competition the cost of replacing it with a trophy equally suitable and satisfactory to the Show Committee. The exhibitor will be exempt from penalty if the trophy is replaced before the next competition.
6. Should a competition or class be discontinued or not held for any period of time, any unretired Challenge Trophies offered at such competition must be returned at the expiration

date of ten months to the last active Show Committee. This committee will determine the disposition of such trophies but they may not be placed in competition at any competition unless the provisions of paragraph 2 are met.

7. In the event of the death of an exhibitor who has won one or more legs on a Challenge Trophy, a member of that exhibitor's family may include such previous winnings in any further competitions for such Challenge Trophy in which they may engage.

8. If a Challenge Trophy is competed for and won under a farm name and the farm is later sold to another person who retains the farm name, legs won on the trophy by the first owner will not be counted by the subsequent owner of the farm in his competition.

GR806 Perpetual Trophies.

A Perpetual Trophy is a trophy donated to or offered by a competition which is never awarded permanently to an exhibitor but remains the property of and in the possession of a competition. The Show Committee may present a replica or souvenir trophy to the annual winner. The conditions of a Perpetual Trophy are identical with those of a Challenge Trophy. Exception: previous winners need not be consulted when and if specifications are changed.

GR807 Prize Ribbons.

1. At all Licensed Competitions, the prize ribbons are to be the following colors:

Grand Champion		Blue, Red, Yellow and White
Reserve to Grand Champion		Red, Yellow, White and Pink
Champion		Blue, Red and Yellow
Reserve Champion		Red, Yellow and White
First Prize	Blue	Sixth Prize Green
Second Prize	Red	Seventh Prize Purple
Third Prize	Yellow	Eighth Prize Brown
Fourth Prize	White	Ninth Prize Gray
Fifth Prize	Pink	Tenth Prize Light Blue

2. It is recommended that competitions offer one ribbon for every six entries.

3. A Licensed Competition located outside the United States may conform to the practice of the country in which it is situated with respect to the color of the ribbons used.

GR808 Awarding Championships.

1. Championship classes for a specific height or sex may be offered in any division as set forth in the respective division rules. Judging specifications must follow those of the Open Championship class.

2. In the Hunter divisions, Championships must be awarded on points. In the Morgan and Welsh Pony divisions, Championships may be awarded on points or held as performance classes. (See JP110.2 for Jumper Championships)

3. When Championships are awarded on points, all competitors must be given an equal opportunity to obtain points. In all other divisions, Championships must be awarded in a Championship Performance class and all entries must be given an opportunity to qualify.

4. Only the first four ribbons in each class are counted regardless of the number offered. Ribbons have the same point value even if less than the specified four places are awarded due to lack of entries, etc. Exception: See JP110.2 for Jumper Championships.

5. Point Value:

Blue ribbon	5 points	Yellow ribbon	2 points
Red ribbon	3 points	White ribbon	1 points

6. In Hunter sections only the first six ribbons in each class are counted regardless of the number offered. Ribbons have the same value even if less than the specified six places are awarded due to lack of entries. First Place...10 points, Second Place...6 points, Third Place...4 points, Fourth Place...2 points, Fifth Place...1 point, Sixth Place...1/2 point.

GR809 Performance Championships.

1. A Show Committee must designate all qualifying classes and can require any or all winners in a qualifying class *at that competition* to compete in a Performance Championship class provided this is stated in the prize list and the gaits required are the same as in the qualifying class. Any exhibitor failing to comply must forfeit all prize money in the qualifying class. If an exhibitor or trainer qualifies more than one horse for a Championship class he

can elect to show only one. *(This does not apply to Regional and National Breed Affiliate approved Competitions.)*

2. To be eligible to show in a Performance Championship class a horse must have been properly entered, shown and judged in one qualifying class *at that competition* in the same division or section. *(This does not apply to Regional and National Breed Affiliate approved Competitions.) BOD 1/17/10 Effective 4/1/10*
3. An entry which while performing in a qualifying class fails to qualify by reasons of equipment repair, shoeing time, illness (certified by the official veterinarian) or failure of a class to fill shall be permitted to pay double fee and make a post entry in another qualifying class in the section or if no subsequent qualifying class is available for such post entry, the horse shall be considered qualified for the Performance Championship class, provided the horse has previously been entered in the Championship or Stake. Exception: Dressage. (See also GR116.3)
4. To avoid divided Performance Championship classes, eligibility for a Championship class may be limited to ribbon winners in qualifying classes.

GR810 Breeding or In Hand Championships.

1. Junior Breeding or In-Hand Championships may be offered for two-year-olds and under; Senior Breeding or In-Hand Championships for three-year-olds and over. In the event a competition offers a Junior Championship and a Senior Championship, as well as a Show Championship, only the first and second place ribbon winners are eligible to compete for the Show Championship unless division rules prohibit foals and yearlings.
2. Entry in a Breeding class does not qualify a horse for a Performance Championship class. Exceptions: in the Hackney Pony, Morgan, Roadster and Saddlebred Horse divisions any performance class, including futurities and/or classics, qualifies for a Performance Championship class at that competition.
3. In a Breeding section of the Welsh division, the Championship will be awarded to one of the horses which has placed first in a qualifying class. After the Championship has been awarded the horse which has placed second in the qualifying class to the horse awarded the Championship shall compete with the remaining first place winners for the Reserve Championship.
4. In a Breeding section of the Hackney, Morgan, Saddlebred, or Shetland divisions, the Championship and Reserve Championship will be awarded to horses that have placed first or second in their qualifying classes.
5. In a Breeding section of the Arabian division, the Junior, Senior or Show (Grand) Championship will be awarded to one of the horses which has placed first in a qualifying class. Qualifying classes for championships must be designated in the prize list. After the Championship has been awarded, the horse which has placed second in the qualifying class to the horse awarded the Championship shall compete with the remaining first place winners for the Reserve Championship. If a Show (Grand) Championship class is held, the Senior Champion and the Reserve Senior Champion as well as the top two ranking two-year-olds will be eligible to compete. (Exception: AR108.1).
6. In any case, should any first or second place winners in a qualifying class not compete for the Championship or be disqualified for being unsound, being unruly or not performing the class routine in the Championship class, the horse receiving the next highest ribbon in the qualifying class shall have the option of moving up for the Championship and Reserve only.
7. None of the above applies to Dressage/Sport Horse Breeding.
8. None of the above applies to the Andalusian/Lusitano Division. For Breeding and In Hand Championships see AL106.
9. None of the above applies to the Friesian Division. For Breeding and In Hand Championships see FR116.

GR811 Sweepstakes.

When a Sweepstake class is offered, providing for a division of entry fees, either with or without monies added by the Show Committee, the total to be distributed must include the entry fees of all entries listed in the catalogue, whether or not the horses are shown, plus all fees covering other entries legally in the class, unless a competition stipulates in its prize list that portion of the entry fees which will be withheld.

GR812 Retirement Ceremony.

1. If a retirement ceremony is allowed at the request of the owner of a horse, that horse may not be permitted to compete at the competition. Any horse officially retired at a Licensed Competition is barred for life from further competition at Licensed Competitions except by special permission of the Executive Committee; however, they can continue to be shown in Academy classes, Leadline classes, Get of Sire and Produce of Dam classes.
2. The Federation will give necessary publicity to all official retirement ceremonies and will notify all Licensed Competitions. See GR1214.7.
3. Any ceremony announcing an exhibitor's retirement from competition is prohibited.

SUBCHAPTER 8-C COMPETITION AND CLASS CONDITIONS AND ELIGIBILITY.**GR813 Classes for Horse and Rider.**

In a class where the performances of both horse and rider are considered, the horse and rider together constitute an entry and neither can appear in a different combination except in Eventing or Dressage classes.

GR814 Amateur.

Amateur classes may be offered in any division using the specifications set forth in the respective division rules. If Amateur classes are offered leading to a Championship, judging specifications will be those of amateur classes or amateur Championships unless the prize list specifically states that open judging specifications will be used.

GR815 Breeding or In-Hand.

1. Breeding or In-Hand classes may be offered in any section in which they are indicated in the respective division rules. The prize list must specify as to each class the age, sex and manner of showing.
2. All Futurity classes are considered part of the respective Breeding sections.

GR816 Junior Exhibitor.

Classes, sections or competitions may be limited to junior exhibitors if so desired. Where special rules and class specifications are given for classes so limited, they should be used throughout the junior exhibitor classes offered and shall take precedence over such class specifications as those for Championship classes. A Show Committee should bear in mind that a horse suitable for a junior exhibitor should have good manners and it is suggested that the specifications for a Ladies' or Amateur class be followed throughout.

GR817 Ladies'.

Ladies' classes may be offered in any division using the specifications set forth in the respective division rules. If Ladies' classes are offered leading to a Ladies' Championship, judging specifications should follow those of the Ladies' class rather than those of the Championship class.

GR818 Local.

Any competition may offer Local classes or complete Local divisions provided the meaning of the local designation is fully and clearly defined. Class specifications must follow those listed in the respective division rules as closely as possible.

GR819 Maiden, Novice and Limit.

A competition may offer Maiden, Novice or Limit classes or complete sections in any division using the specifications set forth in the respective division rules. If a Championship class is held, it must be judged in accordance with the Maiden, Novice or Limit class specifications rather than those of the Championship class as listed unless otherwise specified.

GR820 Model Classes.

1. Model classes may be offered in any section in which they are indicated in the respective division rules. They may be divided as to age, sex or height and may be held prior to a Breeding section to provide a standard for judging.
2. Model classes may be included in the number of classes required for a division or section rating. Exception: Hunter Division and Welsh Pony Division.
3. Entry in a Model class does not qualify a horse for a Performance Championship class.

GR821 Opportunity Classes.

1. Opportunity Classes:
 - a. may be held at breed restricted or **Hunter and/or Hunter Jumper competitions with no FEI recognized classes**, Western Regular or Local Competitions. Classes must be open to all breeds unless it is a breed restricted competition. In a breed restricted competition it must be stated in the prize list if the classes will be restricted or open.
 - b. are limited to 10% of the total number of the competition's classes, with a maximum of 20 Opportunity Classes per competition, whichever is less.
 - c. may be held in addition to Exhibition Classes.
2. Opportunity Classes:
 - a. do not count towards Horse of the Year Awards.
 - b. cannot be used as a qualifying class for any championship class held at the competition except an Opportunity Class championship at the competition.
 - c. cannot be considered in reckoning Competition Championships awarded on points except an Opportunity Class championship at the competition.
 - d. do not count towards the minimum number of classes nor amount of prize money offered when determining the rating of the competition.
 - e. Dressage classes can be offered as Opportunity classes **at Dressage Competitions or Regular/Local Competitions with "Open" Dressage classes as described below:**
 - (1) Classes are limited to the following competition levels and dressage tests:
 - (a) Level 1 competitions may offer two tests *and only two classes per level at Training - Second Level.*
 - (b) Level 2 competitions may offer two tests *and only two classes per level per day at Training - First Level.*
 - (c) Level 3 competitions may offer two tests *and only two classes per day at Training Level. EC 3/15/10 Effective immediately*
 - (d) Level 4 and Level 5 competitions may not offer Opportunity classes.
 - (2) Opportunity Classes are for entry level riders.
 - (3) Freestyles may not be offered as Opportunity classes.
 - (4) All rules and regulations in GR821 must be followed, *except for GR821.6.*
 - (5) Horses, riders, owners, trainers, and coaches participating in Opportunity classes are exempt from Federation and affiliate organization membership and Horse Identification (HID) requirements and non-member fees, *but are required to list the Federation membership number if the participant is a member.*
EC 11/16/09 Effective immediately
 - f. Opportunity Classes for Hunter/Jumper/Equitation Divisions
 - (1) Opportunity Classes are for entry level riders.
 - (2) May be held at USEF regular or local rated competitions.
 - (3) All Opportunity classes and divisions must have fences 2'6" or below.
 - (4) Any rider that has shown in a Zone pointed division, such as a children's hunter division is not eligible.
 - (5) Any rider that has shown in a regular division (such as regular ponies) is not eligible.
 - (6) All rules and regulations in section GR821 should be followed, *except GR821.7 (no crossing over into rated divisions).*
3. Horses entered only in these classes are still subject to and must comply with the Drugs and Medication rules and are subject to drug testing.
4. Horses entered only in these classes:
 - a. are exempt from the Federation fee, including the Equine Drugs and Medication fee.
 - b. are not required to have a Horse Identification (HID) or Recording Number but are to list the HID or Recording number if the horse has been assigned this number.
5. If entered in opportunity classes restricted to amateurs, riders/drivers/handlers are required to have an amateur status with USEF or pay the \$30 non-member amateur card fee.
6. Riders/drivers/handlers entered only in these classes are exempt from the Federation membership requirements and are not required to pay a non-member fee but are required to list the Federation membership number if the participant is a member.
7. The prize list must state whether or not horses and/or riders/drivers/handlers entered in Opportunity Classes can cross enter into the rated/recognized classes at the same

competition. If cross entry is allowed, all applicable fees and membership requirements apply.

8. The list of Opportunity Classes offered must include "Opportunity" in the class name. The classes may include but are not limited to the following categories:

- a. Opportunity Pleasure (Saddleseat, Hunter, and/or Western)
 - b. Opportunity Equitation (Saddleseat, Hunter, and/or Western)
 - c. Opportunity Costume (Historic and/or Contemporary)
 - d. Opportunity Trail (English and/or Western)
 - e. Opportunity Driving (Show Pleasure Driving and/or Carriage Pleasure Driving)
 - f. Opportunity Walk-Trot (Pleasure and/or Equitation)
 - g. Opportunity Gaited (Three-gaited, Five-gaited, and/or Paso Fino)
 - h. Opportunity Reining
 - i. Opportunity In-hand classes (Amateur and/or Junior Handler)
 - j. Opportunity Fun Classes
 - k. Opportunity classes for Hunter/Jumper/Equitation Divisions 2'6" and under
BOD 1/13/08 Effective 12/1/08
I. Opportunity classes for Dressage EC 9/21/09 Effective 12/1/09
9. Unless the competition is using existing USEF class specifications, the prize list must list the class specifications for each Opportunity Class, to include but not be limited to:
- a. Gaits required
 - b. Judging criteria
 - c. Attire, tack and equipment allowed
10. Opportunity Classes may be judged by any judge officiating at the competition. Conflict of interest rules in GR1304 apply.
11. The competition must submit full results of all Opportunity Classes as required in GR1214. Horses with HID or Recording members and participants with USEF membership numbers are to have these numbers listed in the results.

GR822 Owners' Classes.

Owners' classes may be offered in any division using the specifications as set forth in the respective division rules. If Owners' classes are offered leading to an Owners' Championship judging specifications should follow those of the Owners' class rather than those of the Championship class.

GR823 Dividing Classes.

1. Classes can be divided by sex into three groups (stallions, mares and geldings) or a Show Committee may prefer to require mares and geldings, or stallions and geldings to show together.
2. If a Show Committee wishes to divide junior exhibitor classes, it may offer separate classes for boys and girls or offer several age limits. The following three age limits are suggested but may vary according to local conditions:
 - a. Juniors who have not reached their 11th birthday,
 - b. Juniors who have reached their 11th but not their 14th birthday
 - c. Juniors who have reached their 14th but not their 18th birthday.
3. When divided as above horses cannot be entered in more than one age section of the same class. Exceptions: Arabian, Morgan, Equitation and Saddlebred divisions. A Show Committee may offer classes divided by age of adult exhibitor.

GR824 Stallions.

Stallions are barred from any Ladies' or Junior Exhibitors' classes except as provided for in division rules. Unless competition rules state otherwise, stallions may be shown by anyone in other classes in every division.

GR825 Ponies.

1. Ponies may be ridden only by junior exhibitors. Exceptions: Adults may ride ponies in the Eventing, Connemara, Dressage (other than (1) USEF *High Performance* Championships, USEF qualifying and selection trials, and observation classes (2) *FEI Pony, Junior and Young Rider tests*), Hunter, Jumper, Saddlebred and Welsh Pony divisions.
2. If an animal 14.2 hands or under is eligible to compete as a horse in the Arabian, Half or Anglo Arabian, Connemara, Morgan, Paso Fino, National Show Horse or Saddlebred Divisions, it may also compete as a horse in other appropriate classes (except for

Dressage; see DR119.1). It cannot, however, compete as a horse in one class and a pony in another class at the same competition. *BOD 1/17/10 Effective immediately*

3. Once an animal is shown in a class restricted to horses, except in the aforementioned divisions and as provided for in SB198.4, it cannot be shown as a pony the same year.

GR826 Combined ownership.

1. Combined ownership is permitted in classes when more than one horse constitutes an entry unless the prize list states otherwise.

GR827 Hors de Concours.

1. Entering a class Hors de Concours (without being judged) is prohibited except as provided for below. If a horse competes Hors de Concours, the horse cannot compete in a subsequent class for prize money in the same ring on the same day. However, the rider of an Hors de Concours horse may compete in subsequent classes.

- a. For Dressage Competitions (out of competition); see DR119.5 and DR119.7
- b. For Eventing Competitions: see EV106.6
- c. For Driving Competitions, see DC117.7; DC117.7.1
- d. For Jumpers - at management's discretion.

GR828 Permission to Compete in Foreign Competitions.

1. International (FEI) Competitions: In accordance with Article 121.2 of the FEI General Regulations which states: "All competitors invited or nominated for an international event must be entered by their NFs", individuals wishing to compete in foreign International (FEI recognized) Competitions must apply to the Federation for each international competition they wish to enter, (this includes competitions in Canada and Mexico). He/she must complete an application providing information such as: the name and date of the particular competition(s) requested; the name(s) and details of the horse(s) to be ridden. An application fee of \$75 per competition must be enclosed. In the event of an oversubscription in dressage, driving, eventing, or reining, the discipline's Credentials Committee will rank the applicants, providing that they have submitted a timely application as defined in the discipline criteria. The rankings will be based upon the individual's experience in competing in the U.S. and abroad, his/her recent results and ranking (if applicable) and other discipline specific criteria (if applicable). If the competition in question is on borrowed horses, the Credentials Committee will consider the experience the applicant has had in riding and competing on various horses. For endurance, jumping and vaulting, please refer to each discipline's criteria for procedures in selecting riders in the event of an oversubscription. Individuals wishing to compete in foreign international competitions who have not met the established criteria to compete in foreign FEI competitions may apply for a waiver, for which the fee is \$200. Copies of application and criteria for each discipline are available from the Federation website or Federation office.

2. National Competitions: Individuals wishing to compete in FEI recognized disciplines in National Competitions in foreign countries must receive permission from the Federation. An application for permission to compete must be completed and returned to the Federation. Copies of the application on the Federation website or from the Federation office. The competitor will be asked to provide the following information:

- a. whether or not the individual is a United States citizen and a current member of the Federation;
- b. whether he/she wishes to compete as an amateur or professional;
- c. whether he/she wishes to compete in National or International Competitions;
- d. the disciplines in which he/she wishes to compete (i.e., Jumping, Dressage, Eventing, Driving, Vaulting, Reining, or Endurance Riding);
- e. the length of stay in each country;
- f. whether he/she has been charged, protested or found in violation of FEI or Federation rules or the rules of any other National Federation or Federation affiliated association; and
- g. whether he/she has been indicted, named in an information, convicted or disciplined by an administrative agency, arbitration or other tribunal, body, humane society or court of law, whether civil, criminal, arbitral or administrative, for an act which would be a violation of Federation rules if committed during a Recognized Competition.

3. Permission to compete must be applied for each year.

4. Foreign Competitors: Riders, drivers, vaulters and longeurs who are not citizens of the United States, regardless of Federation membership status and country of origin.
 - a. Foreign Competitors who desire to compete in non-breed restricted, National Competitions in the FEI recognized disciplines in the United States must have proof, in English, of membership in good standing from their National Federation or must be members in good standing of the United States Equestrian Federation.
 - b. Competition management must request proof, in English, of current membership in good standing from their respective National Federation, or proof of current USEF membership.
5. Denial of Permission. Any application for permission to compete abroad answering affirmatively as to GR828.2f or .g shall be referred to a Committee of the Federation Board of Directors consisting of the Officers and two active athlete directors appointed by the President; the President shall serve as Chairman of the Committee and at any meeting the presence of at least four officers and one active athlete director shall constitute a quorum; the Committee shall by majority vote determine whether any such application shall be granted or denied, taking into account whether in the opinion of a majority of the Committee members any affirmative information regarding GR828.2f or .g causes other applicants to be considered more appropriate to serve as representatives of the sport and country in competing in foreign countries. Any such ruling by a majority vote of the Committee denying the privilege of a license to compete in foreign countries is final and not subject to appeal or review except where otherwise provided in the Constitution and By-Laws of the USOC, or where a review is granted in the discretion of the Committee, which upon further application may give further consideration to any applicant, may direct a hearing upon the application by the Committee or by the Hearing Committee, or may make any other ruling regarding the application considered by the Committee appropriate under the circumstances.

SUBCHAPTER 8-D SCHEDULING DURING COMPETITION.

GR829 Length of Competition.

1. A competition may not hold classes more than 16 hours out of any 24-hour period from the start of the first class to the finish of the last class, including intermissions. There must be a recess of at least 8 hours between the finish of the last class of an evening performance and the first class of a morning performance the following day. A fine in the amount of \$250 per hour or part thereof will be imposed for exceeding the 16-hour time limit or not allowing an 8-hour recess. Exception: Competitions offering only Hunter, Jumper and Hunter Seat Equitation classes may not run more than 14 hours of actual performance time. Warm-up sessions, judged or unjudged, are included except sessions held at the beginning of the day where no fee is charged.
 - a. If management disputes that the time limits were not exceeded and the above fine is not properly owing, it may request a hearing of these issues before a special committee appointed by the President provided a written statement specifying the grounds for the hearing is received at the Federation's office within 30 days of management's receipt of Federation's notice of fine. The special committee shall hear the matter and determine whether the fine is properly owing. The special committee may waive a part or all of the automatic penalty upon a finding of good cause why the time limits were exceeded and a finding that extreme hardship results from the automatic penalty.
2. All classes in any section for junior exhibitors in any one day must be held within a twelve-hour period, excluding intermissions.
3. No classes may be started after midnight.

GR830 Time Schedule.

1. The announced order or time for classes may not be changed unless at least 12 hours notice of such change be given to each exhibitor and judge affected or each exhibitor affected consents in writing.
2. Provided the order of events is not changed, the Show Committee may call any class up to 30 minutes ahead of its scheduled time. Exception: Vaulting exhibitors must be given one hour's notice.
3. Once the first horse in a Reining class has been entered, shown and judged, the class must be run in entirety before commencing with the next scheduled class.
4. None of the above applies to Eventing (see EV107).

5. None of the above applies to Dressage. For Dressage Competitions, the following conditions apply: (1) Rides may be rescheduled up to one hour earlier or later than announced in the official schedule if each competitor is individually notified at least two hours prior to his/her rescheduled ride time. Rides within a class may be rescheduled in a different order. (2) Ride times or classes may not be changed more than one hour from the time announced in the official schedule unless 12 hours notice of such change is given to each exhibitor and judge affected or each exhibitor affected consents in writing to the change. Public address announcements do not meet the notification requirements of this rule.

GR831 Delay of Classes.

1. When the start of any class requiring horses to be shown individually is delayed by horses not ready to perform, the competition may be closed at the order of the judges or Show Committee, provided a warning is issued and exhibitors are given three (3) minutes to appear at the in-gate ready to participate. (Exception: in hunter, hunter seat equitation and jumper classes with a specified jumping order, see HU158, JP112, JP133.14a & JP134.2.) In classes where horses compete collectively, a warning is issued and the in-gate must be closed two minutes after the first horse enters the ring. (Paso Fino, see PF102.5) Judging must not commence until the gate is closed or at the end of the two-minute call. An official timer must be appointed to enforce this rule.

2. It is recommended that a starting enforce order be established in all classes in which horses compete individually and to allow one minute for an entry to enter the ring. At competitions using only one ring, a starting order must be established. If a jump order is used, it must be posted at least 30 minutes prior to the start of the class.

GR832 Interruption of Procedure.

1. If weather appears to be imminently affecting the safety and welfare of horses and/or exhibitors, it shall be the responsibility of competition management (Exception: Eventing see EV110) to stop the competition until it is safe to recommence. If a competition in progress must be stopped due to a storm, accident, or other emergency, the Show Committee will decide whether to re-commence. Any interrupted classes may be recommenced within the session in which they were originally scheduled or at a succeeding session of the competition. (Exception: Dressage GR832.7, Driving, Eventing EV109, Reining GR832.9.) If a Licensed Competition's Prize List does not advise exhibitors that refunds of entry fees will not be given in the event a class or classes, or all or part of the competition is cancelled due to a storm, accident or other emergency, the Licensee is required to refund entry fees for the cancelled class or classes upon written request by an exhibitor within 30 days of the cancellation.

2. The Show Committee will also decide whether awards for classes not held is warranted and called for. No Championship, awarded on points, can be awarded in any division, however, unless more than 50% of the scheduled classes in that division have been held. Any action thus taken by the Show Committee will not be referred to the Federation inasmuch as the matter is one of discretion and not regulation.

3. If a class is in operation at the time a competition is stopped, no placements involving Horse of the Year Awards will be made. If a tie for a Championship exists in the Hunter or Jumper division at the time the competition is stopped, points toward Horse of the Year Awards will be divided between the tied horses.

4. If classes are postponed to a day not included in the original competition dates, exhibitors are entitled to a refund of entry fees in the class postponed and are relieved of any obligation to show back in postponed classes.

5. If a class in which horses compete either collectively or individually is in progress and must be stopped due to a storm, accident, or other emergency, the following procedure shall govern (Exception: Dressage, Driving, Reining, Eventing, Jumper):

a. If a class is continued during the same session or a succeeding session of the competition, the judge along with the steward(s) and management will decide:

(1) to hold the class over in its entirety in which case no scores credited in the first session will count, or

(2) to recommence the class where it was interrupted.

(3) In the case of a hunter classic, or a two round class and one round is complete; it may be decided to pin the class with the first round scores.

6. Jumper:
 - a. A Jumper Class that Management decides to postpone due to storm, accident or emergency per GR832.1 may be combined with a subsequent class in the same section with the prize money of the postponed class added to the prize money of the subsequent class. Management must make this decision prior to the first horse competing in the postponed class. The start fee for the postponed class will be added to that of the subsequent class and must be refunded to those declared competitors of the postponed class who choose not to declare for the combined class.
 - b. In a jumper class which has reached the jump-off stage when the class is stopped, only those competitors involved in the jump-off need compete in the succeeding session. Jumper classes scored under Table II, Sec. 2b or 2c, Table IV, Sec. 4b or 4c or Table V Sec. 2b or 2c must be held over in their entirety unless the competition is continued over the original course at a later session, in which case the class shall continue from the point where it was stopped and scores earned by horses which have already competed shall stand.
7. Dressage: If it becomes necessary to interrupt a dressage competition for any reason, the unfinished portion may be recommenced and rescheduled for the same or following day at the option of the Show Committee with the Ground Jury's consent. All scores recorded before the interruption will stand. When classes are re-commenced after a delay on the same day, competitors must be given at least 30 minutes' notice of the starting time. Exhibitors whose ride times are changed to or on a subsequent day as a result of an interrupted competition or inclement weather conditions, must be individually notified at least two hours prior to a rescheduled ride time.
8. Eventing: See EV110.1.
9. Reining: If it becomes necessary to interrupt a reining competition for any reason, the unfinished portion may be recommenced and rescheduled for the same or following days at the option of the Show Committee and the judge(s). All scores recorded before the interruption will stand.

GR833 Time-Out.

A suspension of judging which may be requested by a competitor or directed by the judge(s).

1. A competitor is entitled to request a time-out for a period not to exceed five minutes in aggregate in order to make adjustments or to repair broken equipment or to rectify a similar condition, or to replace a shoe (See GR804). (Exception: Arabian Hunter, AR144 and HU131.6; Arabian Jumper, AR152.1 and JP133.6; Dressage, GR833.9 and DR122.7; Jumper, JP133.6; Hunter Seat Equitation, EQ110.4; Reining, RN103.5; Vaulting, VA111).
2. If division rules allow a competitor to call a time-out, the competitor may call only one time-out per class (Exception: Paso Fino and Welsh where a competitor may request a time-out no more than two times.) The penalty for exceeding the allowed time out(s) is for the entry to be excused.
3. To request a time-out for any such emergency, the competitor must go to the center of the ring (if possible) and or be acknowledged by the judge. The announcer will declare that a request for time-out has been made and permission granted; time will be taken from the moment such announcement is made.
4. If a horse casts a shoe in a class, time starts (after weighing has concluded, if applicable) when the farrier or his assistant touches the shoe or the horse. No more than three minutes will be allotted to find a shoe; if the shoe is not found, the exhibitor may elect to continue or withdraw. If a horse is removed from the ring for the purposes of shoeing, the steward or judge shall accompany and remain with the horse until it is returned to the ring or excused from the class.
5. Two attendants are permitted in the ring to assist a competitor during his/her time-out. If at the expiration of five minutes the repair has not been made, the competitor may proceed as is or be eliminated.
6. The steward or judge is responsible for timing unless an official timer is present.
7. Competitors who are not involved in a time-out may make minor adjustments that can be performed with the assistance of one attendant and not be charged with a time-out.
8. At any time the judge(s) considers it necessary he/she may call for a time-out. Said time-out may be charged to a competitor that, in the judge's opinion, is responsible for the

suspension of judging as long as the competitor is so informed by the judge prior to calling the class back to order.

9. None of the above apply to the Eventing, Dressage or Driving divisions; see specific division rules. Time-outs are not permitted in the Dressage division.

SUBCHAPTER 8-E SCHOOLING.

GR834 General.

1. A Licensed Competition must provide a sufficient area for schooling horses. A separate schooling area must be provided for each ring.
2. Adequate lighting must be provided in schooling areas used after dark.
3. In addition to the official schooling area, competitions should designate an exercise area.
4. Competitions offering A rated sections other than hunter and jumper must provide an exercise area at least 80' by 200' or its equivalent. If, due to space limitations, a competition does not have an adequate schooling area or a competition offering an A rated section cannot provide the required exercise area, one ring must be open for a minimum of 5 hours within each 24-hour period. Adequate lighting must be provided.

GR835 Designated Areas.

Schooling over obstacles in the ring or over any part of an outside course is permitted only at the time designated by the Show Committee. All other schooling over obstacles is permitted only within clearly identified areas and only at times designated by the Show Committee. Schooling over obstacles in any other area of the competition ground or at any other time is prohibited.

GR836 Trail.

A schooling area must be provided prior to and during trail classes with enough elements to adequately school a trail horse.

GR837 Hunter.

1. Schooling areas for hunters must contain adequate hunter-type fences. A trotting fence, a vertical and an oxer are required.
2. It is recommended that separate schooling areas be provided for hunters. A separate schooling area and jumps should also be provided for ponies.
3. A supervisor of schooling must be appointed for the schooling area designated for hunters if the area is less than 20,000 sq. ft. in size or more than 500 horses are entered in the competition.
4. A Steward/schooling supervisor must be present in the schooling area during any Hunter class offering \$10,000 or more in prize money.
5. The Steward/schooling supervisor's decision regarding schooling fences, or tack and equipment in the warm-up area is final.

GR838 Jumper. (See also JP103 and Appendix A)

SUBCHAPTER 8-F WELFARE OF THE HORSE.

GR839 Cruelty to and Abuse of a Horse.

1. Cruelty to or the abuse of a horse by any person at a Licensed Competition is forbidden, constitutes a violation under Chapter 7, and renders the offender subject to penalty. The Show Committee must bar violators from further participation for the remainder of the competition. It is the duty of the competition officials and any properly constituted humane organization to report to the Federation any person who indulges in this practice for such further action as may be deemed appropriate.
2. The Federation or the Judge, Steward, or TD may appoint a veterinarian to inspect any animal in competition. Refusal to submit an animal for examination by an authorized veterinarian after due notification shall constitute a violation.
3. Show Committees are encouraged to contact the American Humane Association, 63 Inverness Dr., E. Englewood, CO 80112, which will provide experienced humane inspectors to work with them in eliminating cruel practices.
4. The following acts are included under the words Cruelty and Abuse but are not limited thereto:

- a. Excessive use of a whip on any horse in a stall, runway, schooling area, competition ring or elsewhere on the competition grounds, before or during a competition, by any person. Except in emergency situations, any striking of the horse's head (on the poll and forward of the poll) with the whip shall be deemed excessive.
 - b. Rapping the legs of a horse with the butt end of a riding crop or other implement.
 - c. Use of any substance to induce temporary heat.
 - d. Manual poling with any object other than a bamboo pole.
 - e. Use of a wire or chain in conjunction with any schooling jump.
 - f. Use of electric device in schooling or showing.
 - g. Use of shackles, hock hobbles and similar devices (not to be construed as rubber or elastic exercising devices).
 - h. Showing a horse with raw or bleeding sores around the coronets, pasterns or legs.
 - i. Use of any explosive (e.g., fire crackers, torpedoes, fire extinguishers except in case of fire, etc.) or laser beam devices anywhere on the competition grounds, except in an exhibition or if required in class specifications.
 - j. Withholding of feed and water for prolonged periods.
 - k. Letting blood from a horse for other than diagnostic purposes.
 - l. Inhumane treatment of a horse in a stall, runway, schooling area, competition ring or elsewhere on the competition grounds, by any person.
5. Any action(s) against a horse by a competitor or an exhibitor, which are deemed excessive by a judge, Federation steward, technical delegate or competition veterinarian, in the competition ring or anywhere on the competition grounds may be punished by official warning, elimination, or other sanctions which may be deemed appropriate by the Show Committee. Such action(s) could include, but are not limited to excessive use of the whip, spurs, or bamboo poles. Competitors and exhibitors have the right to contest any action taken pursuant to GR839.5 by filing a protest or grievance pursuant to Chapter 6 of the Rules for hearing and determination by the Hearing Committee.

GR840 Attention Getting Devices.

Attention getting devices &/or other noisemakers (including but not limited to tape measures, blow horns, altered bamboo poles, explosives, etc.) are not allowed in and around the make up/schooling/warm-up and competition rings during scheduled competition sessions. (Except for the National Show Horse division.) Use of explosives and fire extinguishers by or for exhibitors/competitors (except in the case of fire) is not allowed on competition grounds at any time. (See also GR839.4i)

GR841 Soundness.

Unless specific division rules state otherwise, all animals except stallions and mares in Breeding classes must be serviceably sound for competition purposes i.e., such animal must not show evidence of lameness or broken wind. Animals with complete loss of sight in either eye may be found serviceably sound at the Judge's discretion, except in a class over fences where a Judge may ask a rider to change horses.

GR842 Falls.

The fall of horse and/or rider does not disqualify the competitor unless due to bad manners of the horse. Exception: Andalusian (see AL101.13), Driving, Eventing, Equitation, Hunter, Jumper, Reining, Vaulting and Western classes, in which specific rules prevail.

GR843 Poling.

1. If a Licensed Competition allows manual poling and the relevant state laws do not prohibit such practices, it must be done in the designated schooling areas. Manual poling is prohibited for all horses competing in Jumper classes at Regular Competitions. Horses found to be in violation of these rules by the Competition Steward or other Federation official shall be eliminated/disqualified from competing within the upcoming 24-hour period and shall forfeit all entry fees for such competition. In addition after consultation between Competition Management, the Steward, or other official involved, and a senior judge in the Jumper division additional penalties including disqualification from the balance of the competition may be imposed. Exception: Eventing Division (see EV111.2); Jumpers (see JP103.1).
2. Single poles of bamboo only (not rattan or any other material) must be used, and may not be filled with sand or any other foreign substance. They may be taped to prevent

splitting but they may not be wired, contain tacks or have a diameter of over 2" at the large end. Pole must be held by one person only, using either one or two hands. Pole shall not be supported by any other means (i.e., standard, cup, or ring fence). There shall be no ropes, lunge reins or any other devices attached to said poles. Exhibitors must furnish their own poles and no other object may be manually employed.

3. Manual poling is permitted at a vertical fence only but a bamboo pole may be used as an off-set bar at either a vertical or spread fence. An off-set bamboo pole is one which is placed at any height behind or in front of the elements of the obstacle itself instead of being placed in the same vertical plane or planes. The length of the "off-set" bamboo pole may not exceed the length of the obstacle's rails. No other form of off-set or false ground line (ground line cannot be behind the vertical plane of the face of the fence or more than 3 feet in front, any trotting rail or placement pole may not be less than 8' to fence) is permitted. The spread fence must be jumped in the right direction.

4. Violators will be automatically penalized by elimination of the horse involved from the class in which it is participating and the next succeeding class in which it is entered. If the violation occurs after the horse has completed its performance in a class or between classes, it will be eliminated from the next two succeeding classes in which it is entered. All such violations must be recorded in the Steward's Report and, if cruelty or abusive behavior is evident, it will be reviewed by the Hearing Committee for such action as may be deemed appropriate to the particular circumstances.

CHAPTER 9 COMPETITION PRIZE LISTS AND ENTRIES

SUBCHAPTER 9-A PRIZE LISTS.

- GR901 Requirements.
- GR902 Class Specifications.
- GR903 Preliminary Correction Service.
- GR904 Changes in Prize List.
- GR905 Entry fees.

SUBCHAPTER 9-B ENTRY BLANKS.

- GR906 Requirements.

SUBCHAPTER 9-C SUBMISSION, ACCEPTANCE, AND REFUSAL OF ENTRIES.

- GR907 Requirements.
- GR908 Agreement.
- GR909 General.
- GR910 Post Entries.
- GR911 Substitutions.
- GR912 Cancellation and Withdrawal of Entries.
- GR913 Unpaid Entries.
- GR914 Refusal of Entries.
- GR915 Limiting Entries.
- GR916 General Conditions.





CHAPTER 9 COMPETITION PRIZE LISTS AND ENTRIES

SUBCHAPTER 9-A PRIZE LISTS.

GR901 Requirements.

See GR1212 for procedures regarding submitting prize lists to the Federation office. The prize list of every Licensed Competition must contain the following:

1. Federation Page. This must be printed in its entirety and placed in a conspicuous position in the prize list of each Licensed Competition in typeface large enough to be easily legible. If a Licensed Competition prints a catalogue, the Federation page must be included and the competition is urged to instruct its announcer to invite the attention of spectators to this page at each session.

2. Classification of competition and **level or** ratings of divisions or sections on the Federation Page. *EC 9/21/09 Effective 12/1/09*

3. Entry blank, which must contain the rule to be signed by each exhibitor, rider, driver, handler, coach and trainer(s), or his/her agent(s). (See GR908).

4. Names of the officiating judges with the division(s) in which they will adjudicate and the names of the Federation stewards or technical delegates, provided they have accepted to serve. (See GR706.1j) Both division and sections to be adjudicated must be listed for breed division judges, provided they have accepted to serve. (See GR 706.1j)

5. List of competition officials. (See GR112).

6. The name of the Licensee (see GR112 and GR304.2) and the name of the Chief Executive Officer or the person with the largest ownership interest.

7. The name of the Hunter and Jumper and/or Trail course designer or responsible person. Exception: Arabian, Saddlebred, Morgan and Andalusian/Lusitano divisions.

8. The name of the veterinarian and, if on call, the phone number where he can be reached during the competition. If not known, the prize list must state where the information will be posted during the competition.

9. The following statement must be published in **BOLD TYPE** for all Regular Competitions; Eventing Competitions at the Preliminary Level or above, Combined Driving Competitions at the Advanced Level, Dressage Competitions, Endurance Rides and Vaulting Competitions:

(See GR828.4 of the Federation rules).

Life, senior active and junior active members shall be eligible to participate in all classes at Regular Competitions, Eventing Competitions at the Preliminary Level or above and Combined Driving Competitions at the Advanced Level, Dressage, Reining and Vaulting Competitions and Endurance Rides. A nonmember may participate as a handler, rider, driver, owner, lessee, agent, coach or trainer at Regular Competitions, Eventing Competitions, Dressage Competitions, Reining Competitions and Combined Driving Competitions upon payment of a \$30 nonmember registration fee. Participants in the following classes are exempted from the Requirements of this rule: 1) leadline; 2) exhibitions; 3) games and races; 4) classes for 4-H members; 5) walk trot and academy classes (academy classes are classes limited to horses used regularly in a lesson program); 6) USDF introductory level tests, pas de deux and quadrille classes; 7) NRHA Endorsed Reining Competitions. 8) Opportunity classes, 9) citizens of other nations who have proof, in English, of current membership in good standing of their own National Federation, 10) USEA beginner novice division; and 11) assistant handlers in Dressage Sport Horse Breeding classes.

10. Complete class description and judging specifications for all classes offered that are not included in this Rule Book must either be included in the Prize List or referred in the Prize List to a conspicuous place on the competition's web site.

11. Statement as to entry fees, prizes offered in each class and registration fees pursuant to GR206 which the Federation is assessing certain participants who are non-members of the Federation. If a licensed competition's prize list does not state whether or not the competition will refund entry fees in the event of cancellation of classes due to severe weather or other emergency, refunds of entry fees must be made upon written request by the exhibitor within 30 days of the cancellation. See GR832.

12. Statement as to Federation fee (see GR208.1).

13. Statement as to when and how prize money will be paid.

14. Statement concerning post entries.
15. A tentative schedule of classes, by sessions.
16. Statement as to which of the Federation Medal Classes, Federation Equitation Classes and USEF/USDF Qualifying Classes are to be offered.
17. Statement concerning a particular system of judging to be used. In the Saddlebred Horse Division, the particular three-judge system to be used must be specified.
18. The exact date and location of competition.
19. A map and/or directions to the competition grounds.
20. For Local Competitions, the designation Local Competition must be on the cover.
21. Stabling.
 - a. Statement as to type of stabling and whether stall doors will be provided.
 - b. The prize list for competitions offering "A" rated Hunter sections must state that stabling will be offered and the cost must be included on the entry blank.
22. Statement as to method for establishing a jumping order for jumper classes.
23. Statement as to method for breaking ties for other than first place in jumper classes.
24. The prize list for competitions offering A rated sections and/or Jumper sections of \$10,000 or more, must be printed and available to exhibitors at least 21 days prior to the closing date of entries. For competitions offering a Jumper Class of \$25,000 or more, the prize list must be printed and available to exhibitors at least 30 days prior to the closing date of entries. Upon request, a copy of the competition's prize list must be provided by mail at no cost to the exhibitor.
25. All competitions must state the type of footing available in warm-up areas and competition arenas. The dimensions of the competition arenas must also be stated.
26. Competitions offering Dressage classes must state the type of footing available in Dressage warm-up arenas and Dressage competition arenas.
27. If Jumper sections are offered which are not covered within the definitions contained in Chapter JP, full specifications (including eligibility requirements) must be contained in the prize list.
28. If Championships are offered in the Jumper Division, the prize list must state the method of determining those Championships (see JP110). If the Jumper Division offers Stake Classes, or other classes for which horses must qualify during the competition, the means of determining qualification must be stated in the prize list.
29. The following rule must be published in the prize list (see GR1301.7): Minors who do not have a valid driver's license which allows them to operate a motorized vehicle in the state in which they reside will not be permitted to operate a motorized vehicle of any kind including, but not limited to, golf carts, motorcycles, scooters, or farm utility vehicles on the competition grounds of licensed competitions. Minors who have a valid temporary license may operate the above described motorized vehicles as long as they are accompanied by an adult with a valid driver's license. Violations of this rule will be cause for sanctions against the parent(s), guardian(s) and/or trainer(s) who are responsible for the child committing the offense. Penalties may include exclusion of the child, parent(s), guardian(s), and/or trainer(s) from the competition grounds for the remainder of the competition and charges being filed against any of the above individuals in accordance with Chapter 6. Wheelchairs and other mobility assistance devices for individuals with disabilities are exempt from this rule.
30. If local laws are more restrictive than the requirements of GR801 relating to protective headgear, the Licensee is required to publish the more restrictive local law (which shall control) in the prize list.
31. At competitions where the official veterinarian is on call, the prize list must include the time period when the veterinarian will be available to conduct measurements. If the veterinarian is required to measure at any time other than as stated in the prize list, the owner is responsible for paying veterinarian fees.

GR902 Class Specifications.

1. All classes offered at Licensed Competitions for which specifications appear in the Rule Book must be governed by current specifications, to the end that uniformity will prevail in the competition and in the adjudication. To cover any omission it is recommended that the prize list contain the following statement in a prominent position: "EVERY CLASS OFFERED HEREIN WHICH IS COVERED BY THE RULES AND SPECIFICATIONS OF

THE CURRENT FEDERATION RULE BOOK WILL BE CONDUCTED AND JUDGED IN ACCORDANCE THEREWITH.”

2. A Licensed Competition is not limited to classes listed in the Rule Book. If a special class is offered which is not included in the Rule Book, the prize list or competition web site must furnish detailed specifications.

3. All classes (rated or unrated) to be held on a Federation licensed date are governed by all applicable Federation rules. No unrecognized classes can be held on any Federation licensed date, except

- a. Horse Trials at Eventing Competitions below the Preliminary Level,
- b. Eventing Tests at all levels
- c. Combined Driving below the Advanced Level
- d. Draft Horses classes
- e. Miniature Horse classes
- f. Non-affiliated National Breed or discipline association classes
- g. Vaulting levels/classes below A-Team, Gold, Silver and Pas de Deux
- h. Academy classes
- i. Qualifying classes for Youth Reining classes or Reining classes at NRHA endorsed competitions
- j. Exhibitions for which there are no breed or division rules
- k. These above named classes/levels can be held as unrecognized only provided a separate entry blank is used and the prize list and/or Omnibus clearly states that the classes are not recognized by the Federation. See GR305.
- l. Exception: FEI rules take precedence as to international classes and events over Federation rules at all FEI Sanctioned Competitions. Federation rules take precedence as to national classes and events which are not FEI Sanctioned at FEI Sanctioned Competitions. In connection with Endurance Riding Events, The Federation shall nationally enforce the prohibition of the gastric ulcer medications ranitidine and meprazole, in accordance with GR410. See GR305.

GR903 Preliminary Correction Service.

A draft of a prize list may be sent to the Federation for advance corrections and suggestions, provided two copies are submitted and at least two weeks are allowed to make a thorough analysis. There is no fee for this service for competitions in their first two years of membership; but thereafter a fee of \$10 for each competition day or \$50 maximum will be charged. The fee must accompany the two drafts.

GR904 Changes in Prize List.

If the prize list must be changed after it has been distributed to potential exhibitors the following procedures must be followed. Notification of specific changes to a prize list must be made to the Federation and exhibitors via email or mail as well as being posted on a competition’s website. This will serve as notification for the requirements of this rule. In the cases where electronic communication is not available, then notification must be made as specified under this rule.

1. If errors are discovered or changes made up to 10 days prior to the closing of entries, notify potential exhibitors in writing of the specific changes.
2. If errors are discovered or changes made after that date, notify exhibitors on receipt of entries, and in writing when they arrive at the competition of the specific changes.
3. If classes are omitted or premiums decreased, notify only affected exhibitors 5 days prior to the competition in writing, by e-mail or by wire, thereafter these classes cannot be reinstated. In this instance, entry fee refunds must be given in all cases.
4. If classes are added or premiums increased, unless required under division rules, notify potential exhibitors in writing, by e-mail or by wire at least 5 days prior to the competition. Post entries must be accepted in such classes.
5. If the change in (3) or (4) adds a new division or section or alters a division’s or section’s rating, permission therefore must be obtained from the Federation at least 30 days prior to adoption.
6. Competitions are allowed to add additional classes from the following divisions as competition management deems necessary: Andalusian/Lusitano, Connemara, Friesian, Hackney, Morgan, *National Show Horse* Roadster, Saddle Seat Equitation, and Saddlebred. If classes are added less than 5 days prior to the competition (See GR904.4), competition

management must advise exhibitors of the additions upon check in, post notices in the competition office, and make the appropriate announcements during the competition.

BOD 1/17/10 Effective immediately

GR905 Entry fees.

An established entry fee figure must be clearly stated in the prize list for all Hunter classes. Once that figure has been printed it may not be changed regardless of the number of entries shown.

SUBCHAPTER 9-B ENTRY BLANKS.

GR906 Requirements.

1. The entry blank of each Licensed Competition must contain the name, age (if nine years or over, the term aged may be used), sex, color and in case of all horses four years old or over, the height of each horse entered in any class. This information is not required for Four-in-Hand, Team, Collection, Championship and other classes in which the conditions state that the entry need not be named.
2. For disciplines recognized by the FEI at non-breed-restricted events, the entry blank of each Recognized competition must contain the citizenship of the riders, drivers and vaulters.
3. The entry blank must contain a space for an emergency contact phone number.
4. The entry blank or prize list of each licensed competition must contain the following statement ("Federation Entry Agreement"), printed as below; failure of a Licensed competition to print this rule on every entry blank or prize list and to require that the entry blank be signed constitutes a violation of the rules and the competition is liable to penalty under GR707. If the Federation Entry Agreement is printed only in the prize list, the entry blank must contain the following abbreviated statement in lieu of the entire rule:

Federation Entry Agreement

I have read the United States Equestrian Federation, Inc. (the "Federation") Entry Agreement (GR906.4) as printed in the Prize List for **[insert name here]** ("Competition") and agree to all of its provisions. I understand and agree that by entering this Competition, I am subject to Federation Rules, the Prize List, and local rules of the competition. I agree to waive the right to the use of my photos **from** the competition, and agree that any actions against the Federation must be brought in New York State. *EC 9/21/09 Effective 12/1/09*

The complete statement is as follows:

FEDERATION ENTRY AGREEMENT

By entering a Federation-licensed Competition and signing this entry blank as the Owner, Lessee, Trainer, Manager, Agent, Coach, Driver, Rider, Handler, Vaultor or Longeur and on behalf of myself and my principals, representatives, employees and agents, I agree that I am subject to the Bylaws and Rules of The United States Equestrian Federation, Inc. (the "Federation") and the local rules of the competition.

I agree to be bound by the Bylaws and Rules of the Federation and of the competition. I will accept as final the decision of the competition for the Hearing Committee on any question arising under the Rules, and agree to release and hold harmless the competition, the Federation, their officials, directors and employees for any action taken under the Rules.

I represent that I am eligible to enter and/or participate under the **Rules**, and every horse I am entering is eligible as entered.

I also agree that as a condition of and in consideration of acceptance of entry, the Federation and/or the **Competition** may use or assign photographs, videos, audios, cablecasts, **broadcasts, internet, film, new media** or other likenesses of me and my horse taken during the course of the competition for the promotion, coverage or benefit of the competition, sport, or the Federation. Those likenesses shall not be used to advertise a product and they may not be used in such a way as to jeopardize amateur status. I hereby expressly and irrevocably waive and release any rights in connection with such use, including any claim to compensation, invasion of privacy, right of publicity, or to misappropriation.

The construction and application of Federation rules are governed by the laws of the State of New York, and any action instituted against the Federation must be filed in New York State. See GR908.4. *EC 9/21/09 Effective 12/1/09*

SUBCHAPTER 9-C SUBMISSION, ACCEPTANCE, AND REFUSAL OF ENTRIES.

GR907 Requirements.

1. In Breeding classes (except Dressage/Sport Horse Breeding), provided a stud book exists for the horse in question, each horse must be registered in the recognized stud book of the breed and its registered number, sire and dam must be given on the entry blank. Horses competing in Dressage Sport Horse Breeding (DSHB) classes are not required to be registered with any stud book, but if a horse is registered with any breed, the name of the breed, sire, dam, dam sire and breeder must be given on the entry blank. For unregistered horses competing in DSHB classes, the above information is strongly recommended, if available.
2. Horses over two years of age must be named and the same name must be listed in all classes except those that permit nominations after the close of entries. If a horse has been recorded it must be entered under its original recorded name unless the name has been officially changed under the provisions of GR1101. It must also be entered under the name of the owner or lessee of record, or of the registered exhibitor name, which must appear in the catalogue. When entered by an agent, the owner's name or lessee's name must also be given.
3. Misrepresentation of a horse's identity, name, height, age, eligibility for the class, registered or recorded number or other information on an entry blank for the class in question results in the exhibitor's forfeiture of any ribbon, trophy, cash prize or other award won by such misrepresented or substituted animal. For Dressage Competitions, any documentation such as negative EIA certification that is required for entry to a competition must list the same horse name and description as is listed on the entry blank and on the USEF horse identification or recording documents. The exhibitor is liable for further penalty as described in GR703.
4. Misrepresentation of the identity of the trainer responsible for the training, custody or performance of a horse by any person shall constitute a violation of the rules (see also GR146).

GR908 Agreement.

1. Every entry at a Licensed Competition constitutes an agreement that the person making it, owner, lessee, trainer, manager, agent, coach, driver, rider, handler, vaulter, longeur, and the horse are subject to the Bylaws and the rules of the Federation and the local rules of the competition. Exhibitors are cautioned to abide by restrictions concerning exhibiting horses before judges as provided for in GR1304.
2. Every exhibitor, rider, driver, handler, vaulter, longeur, coach and trainer or his/her agent(s) must sign an entry blank. In the case of a rider, driver, handler, vaulter or longeur under the age of 18, his/her parent or guardian, or if not available, the trainer, must sign an entry blank on the minor's behalf. If any of the above persons fails to do so, his/her first entrance into the ring as an exhibitor, rider, driver, handler, vaulter or longeur shall be construed as his/her acceptance of the rules of the competition involved and of the Federation and shall ipso facto render him/her subject to said rules. Upon the failure of an owner, trainer, rider, driver, handler, vaulter, longeur, coach or agent(s), or parent or guardian or trainer of a minor rider, driver, handler, vaulter or longeur, to sign an entry blank as required, and upon confirmation of any such violation(s) by the steward or secretary of the competition, such person(s) shall be subject to an automatic fine of \$250 imposed for each such violation.
3. Violation of the rules in connection with entries may be cause for disqualification of the exhibitor, rider, driver, handler, vaulter, longeur, coach and trainer by the Directors of the Licensed Competition (see GR1218.4) and for report to the Federation.
4. The Federation, incorporated in 2003, is a New York Not-For-Profit corporation, which maintains offices in the State of New York. Pursuant to Chapter 6, the construction and application of Federation rules are subject to the laws of the State of New York. It is expressly agreed by and between the Federation and its members and any other persons in any way participating or in any way seeking to participate in a Licensed Competition or otherwise utilizing or seeking to utilize the privileges or services of the Federation, that any lawsuit (except for an arbitration pursuant to Bylaw 705 of the Federation) brought against the Federation by or on behalf of any such member (whether or not still a member at the time such suit is brought), or by or on behalf of any such person, shall be commenced and

adjudicated only in the United States District Court for the Southern District of New York or in the Supreme Court of the State of New York, County of New York, to the exclusion of the courts of any other jurisdiction or venue.

5. The entry blank of each Licensed competition must contain the following USEF RELEASE as printed below, in an easily visible location, separated from any other language on the entry blank, and appearing immediately above or next to the required signatures as specified in GR908.2. No other material may come between this RELEASE and the required signatures.

6. All USEF fees appearing on the entry blank must be grouped together in one section of the page, preferably in a box separating them from other fees.

Release, Assumption of Risk, Waiver and Indemnification

This document waives important legal rights. Read it carefully before signing.

I AGREE in consideration for my participation in this Competition to the following:

I AGREE that "the Federation" and "Competition" as used herein includes the Licensee and Competition Management, as well as all of their officials, officers, directors, employees, agents, personnel, volunteers and Federation affiliates.

I AGREE that I choose to participate voluntarily in the Competition with my horse, as a rider, driver, handler, vaulter, longeur, lessee, owner, agent, coach, trainer, or as parent or guardian of a junior exhibitor. I am fully aware and acknowledge that horse sports and the Competition involve inherent dangerous risks of accident, loss, and serious bodily injury including broken bones, head injuries, trauma, pain, suffering, or death. ("Harm").

I AGREE to **hold harmless and** release the Federation and the Competition from all claims for money damages or otherwise for any Harm to me or my horse and for any Harm of **any nature** caused by me or my horse to others, even if the Harm **arises or results**, directly or indirectly, from the negligence of the Federation or the Competition.

I AGREE to expressly assume all risks of Harm to me or my horse, including Harm resulting from the negligence of the Federation or the Competition.

I AGREE to indemnify (that is, to pay any losses, damages, or costs incurred by) the Federation and the Competition and to hold them harmless with respect to claims for Harm to me or my horse, and for claims made by others for any Harm caused by me or my horse **while** at the Competition.

I have read the Federation Rules about protective equipment, including GR801 and, **if applicable**, EV114, and I understand that I am entitled to wear protective equipment without penalty, and I acknowledge that the Federation strongly encourages me to do so while WARNING that no protective equipment can guard against all injuries.

If I am a parent or guardian of a junior exhibitor, I consent to the child's participation and AGREE to all of the above provisions and AGREE to assume all of the obligations of this Release on the child's behalf.

I represent that I have the requisite training, coaching and abilities to safely compete in this competition.

I AGREE that if I am injured at this competition, the medical personnel treating my injuries may provide information on my injury and treatment to the Federation on the official USEF accident/injury report form.

BY SIGNING BELOW, I AGREE to be bound by all applicable Federation Rules and all terms and provisions of this entry blank. *EC 9/21/09 Effective 12/1/09*

SEE PRO FORMAT END OF THIS RULE

GR909 General.

1. Entries must be made in writing and signed by the (1) exhibitor (2) the rider, driver, handler, vaulter or longeur, (3) the trainer, and (4) the coach, if applicable, or by the agent(s) of such person(s) and must be accompanied by funds to cover entry fees, stall fees and Federation fee (see GR208.1). In the case of a rider, driver, handler, vaulter or longeur under 18, his/her parent or guardian, or if not available, the trainer, must sign an entry blank on the minor's behalf. Or: by transmitting the required entry data to a designated collection agent via the internet, accompanied by a valid credit card payment to cover entry fees, stall fees, Federation fee (see GR208.1) and applicable processing fees, and including the name(s) of the (1) exhibitor, (2) rider, driver, handler, vaulter or longeur, (3) the trainer, and (4) the coach, if applicable. The secretary of the competition will accept such an entry as complete (see 1.1 below).

- a. In the case of on-line entries, no competition number will be issued until the Competition Secretary has received on an entry form, the signatures of the (1) exhibitor, (2) the rider, driver, handler, vaulter or longeur, (3) the trainer, and (4) the coach, if applicable, or of the agent(s) of such person(s). In the case of a rider, driver, handler, vaulter or longeur under 18, his/her parent or guardian, or if not available, the trainer must sign an entry blank on the minor's behalf.
 - b. Submission of on-line entry accompanied by a valid credit card payment shall be construed to be acceptance by the person(s) named in the entry of the provisions of GR906-GR908 and GR911-GR914.
2. In the event that a catalogue contains a statement as to an entry not in accordance with the exhibitor's original entry blank, it is the duty of the Show Committee to take all steps necessary, including public announcement, to correct the error, giving precedence to the exhibitor's entry blank and not the catalogue in error, as authority.
 3. In the Dressage Division and for open dressage classes at Regular and Local Competitions, all entries received by the closing date of entries shall be acknowledged by the competition secretary. (Note: This would include DSHB, but not breed-restricted dressage classes.)

GR910 Post Entries.

1. Post entries are any entries made after the advertised closing date.
2. Post entries should not be encouraged in classes listed in the prize list since this practice often results in unfair competition, confusion during the competition, inability to collect the proper fees, extreme difficulty in recording winnings of horses not listed in the catalogue and disruption of the time schedule. Furthermore, the exhibitor and his horses are worthy of having their names in the program. In the interest of good sport, a Show Committee is strongly urged to require that entries be made in advance and printed in the catalogue. This does not apply, however, to classes in which the prize list states that post entries will be accepted, such as pairs of saddle horses, hunt teams, etc.
3. When a Licensed Competition does not accept post entries it must be stated in the prize list and no exceptions can be made.
4. When a Licensed Competition does accept post entries it must be stated in the prize list and post entries can only be accepted prior to the starting of the class and upon signature of exhibitor or his agent and trainer.

GR911 Substitutions.

1. Substitution of a horse may not be made after the announced date of the closing of entries, except in classes where more than one horse represents an entry (i.e., Pairs, Teams, Tandems). In such cases substitution of one horse may be made provided a veterinarian's certificate of disability is submitted. (Exception: Friesian) (Local Competitions exempt).
2. If a horse is sold or injured after the closing of entries, Competition Management may allow an exhibitor to post enter another horse in the same class but the new entry must be given another number.
3. Substitution of a rider or driver or longeur may be made during a class only under the following conditions:
 - a. in case of injury to or illness of the original rider or driver or longeur;
 - b. in a Combination class unless the prize list states that the same rider or driver is required for the entire class;
 - c. in a Reining division when one rider may show several horses in the individual workout. See RN101.5.
4. Substitution of rider is not allowed in Equitation classes.

GR912 Cancellation and Withdrawal of Entries.

1. A Licensed Competition may adopt its own policy covering the refunding of fees to an exhibitor who cancels his entries after the official closing date and prior to the competition's beginning. If a Licensed Competition does not specify its refund policy in the prize list, refunds are required to be made for entries cancelled before the competition begins, upon written request by the exhibitor within 30 days of the competition.

2. A Licensed Competition can set the penalty governing an exhibitor who is permitted to cancel his entries or withdraw from the competition. Such penalty applies only at the competition in question. See GR1305.
3. Competition management must refund any entry fees, (stabling and processing fees exempted) paid in advance by an exhibitor for any horse(s) which is subsequently named to an official US team, participation on which will prevent him/her from competing in that competition.
4. After the competition starts, if a rider is unable to compete due to illness or injury, class fees will be refunded upon presentation of a doctor's certificate unless otherwise stated in prize list. Stall fees and office fees need not be refunded.

GR913 Unpaid Entries.

1. Any Competition Licensed or endorsed by the Federation which accepts entries without the payment of the required fees, does so at its own risk and the Federation will not be responsible for the collection of fees. However, if a person makes payment for fees which is not negotiable, the Secretary of the Licensed Competition, after first contacting the individual at least once via certified mail, may report the name and address of the person in writing to the Federation within 90 days of notification of denied payment, giving the names of the horses and the names and complete addresses of the owners for which the non-negotiable funds were to cover, a copy of the entry blank, a copy of the check or receipt with credit card information and signature, and a copy of the certified mail showing the competition's attempt to notify the individual of the non-negotiable payment. The amount of all fees for each horse must be itemized. On receipt of such notice, the Federation will notify said person, of his or her indebtedness to the competition as well as the imposition of a processing fee in the amount of \$50 payable to the Federation. If the person fails to make settlement with the competition and/or the Federation within **30 days from the date of** the notice from the Federation, he or she will be fined the additional sum of **\$250** payable to the Federation and he or she and any horses owned by him or her and any horses and/or persons for which the non-negotiable sums have been paid will automatically be barred from taking any part whatsoever in any competition Licensed or endorsed by the Federation until settlement is made both of indebtedness to the competition and to the Federation. If the indebtedness to the competition is paid within two weeks of the notice from the Federation and only the \$50 processing fee is not paid to the Federation within that timeframe, the Federation will assess a \$250 fine and the suspensions as referenced above will remain until the debt to the Federation is paid in full. Publication of said suspension will appear in *equestrian*. **Exception: Persons who are engaged to compete on horses owned by individuals with whom they have no current business relationship regarding the ongoing training, care, custody, or control of the horse are not responsible for indebtedness under this rule provided that said persons have not tendered the non-negotiable payment.**

BOD 1/17/10 Effective immediately

2. If the person disputes that the amounts in question are owing or unpaid, he or she may request a **review** of these issues before the Hearing Committee provided a written statement specifying the grounds for a **review**, accompanied by a fee of \$100 (which will be refunded if the dispute is settled in favor of said person) is received at the Federation's office within said **30 day period**. The Hearing Committee is the only entity that can waive the fines assessed as the result of this rule. *EC 2/16/10 Effective immediately*

3. In the event a person is reported three or more times for making unnegotiable payment for entry fees, etc., to any competition Licensed or endorsed by the Federation, he is, after a hearing, subject to further disciplinary action.

GR914 Refusal of Entries.

1. In addition to entries of persons suspended or expelled from the Federation, a Licensed Competition may refuse any entry of an exhibitor or the participation of any agent, trainer, rider, driver or handler who has shown an objectionable attitude or behavior at a Licensed Competition or towards its management, which management is able to substantiate, or previous unsportsmanlike behavior at a Licensed Competition which management is able to substantiate.

2. A competition licensed by the Federation and an affiliate association may refuse the entries of horses and riders in Maiden, Novice, Limit and Green classes if they are ineligible under the rules of the Affiliate Association, except for:

- a. A class open to horses in a specified area (Examples: State Championship, New England Championship, and Kentucky-bred horses).
- b. A class where the winnings form part of a total score in a competition for a trophy,
- c. Classes in which the identical award may also be competed for at another Licensed Competition.
- d. Classes counting for USEF Horse of the Year Awards.

GR915 Limiting Entries.

1. Management can limit the number of horses entered by an owner and the number of horses ridden by a rider.
2. Entries in USEF/USDF Dressage Championship classes are limited to competitors who have met the qualifications, membership, horse recording and registration requirements, and deadlines outlined in DR127 and published by USDF. Competitors who are properly qualified, whose completed entries are received by the Closing Date for a particular Regional Championship and who have complied with all Championship rules may not be denied entry into the Regional Championship class(es) for which they have qualified. Only one class per division and/or level may be held to determine USEF/USDF Regional Champions.
3. Any competition that sets restrictive criteria for accepting entries and/or offers classes or events which are part of a league, series or other ranking or award system must do so by meeting the applicable requirements described below:
 - a. Based strictly on a First-Come, First-Served basis: Under this method the prize list must be distributed at least two weeks prior to close of entries to any person requesting a prize list as well as at least three times the number of potential entrants as there will be entries accepted; if the prize list restricts entries to mailed entries it must specify that entries may only be received by mail postmarked on or after a specified date which must be at least two weeks subsequent to the issuance of the prize list; if entries are to be made by other means (e.g. by hand, by fax) that must be clearly specified in the prize list together with the earliest date for receipt which must be at least two weeks subsequent to the issuance of the prize list; competition management must maintain and make available for examination accurate records regarding proof of receipt of entries (e.g. postmarks, fax transmittal records, hand delivery receipts); the prize list must further specify that entries will be accepted based solely on the priority of receipt of entries, and that ties regarding entries received at any time on the same day will be broken by lot on a date, time and location specified in the prize list with the right of any potential entrant to be present in person or by representative at the drawing of lots.
 - b. Qualification based only on winnings: (i.e., ribbons and/or prize money or dressage scores during a specified time period, of at least eight (8) consecutive weeks' duration, established by Competition Management and published in the prize list or otherwise prior to the end of the specified period.
 - (1) Hunter sections restricting entries based on winnings must use the Federation National Horse of the Year points as a means of qualification for the specified time period or, alternatively, must use the greatest number of Federation National Horse of the Year points won at a specified number of competitions within a specified time period. Only points awarded in the particular section to count except in Amateur Owner, Adult Amateur and Junior Hunter sections where points from both the younger and older sections shall be counted. If the Horse of the Year list has been exhausted and positions are still available, an alternate system may be used provided it has been published in the prize list or otherwise prior to the end of any specified time period. Whichever method is used, no other restrictive criteria can be imposed. The method chosen may be clearly stated. Management can allow the previous year's Champion and Reserve Champion or Champion to enter the section he or she was Champion or Reserve Champion in the previous year without qualifying. Management may allow the horse or pony that is leading for the respective Federation Zone Award in its Zone to enter that section.
 - (2) Jumper sections restricting entries based on winnings must use prize money won in the horse's respective section (i.e., Amateur Owner, Junior, Amateur Owner/Junior Jumper, and Open Jumper) during the specified time period; however for Jumper sections for which a Federation endorsed Computer Ranking List has been established, this list (as of a date indicated in the prize list) may be utilized

instead of prize money won. In Jumper competitions, management may also allow the previous year's competition winner to enter without further qualifying. Any Jumper competition wishing to set restrictive criteria for accepting entries other than as specified above must make written application to the Federation Jumper Committee, at least 120 days prior to the event detailing the criteria being requested. The Jumper Committee will issue a recommendation for consideration by the Executive Committee.

c. By Executive Committee Approval: Any other competition wishing to set restrictive criteria for accepting entries other than as specified above must make written application to the Executive Committee, accompanied by a nonrefundable fee of \$50, at least 120 days prior to the event detailing the criteria being requested. The Federation office may refer the application to the appropriate discipline or other committee for its recommendation regarding the application prior to the application and any recommendation being considered by the Executive Committee. The Executive Committee will consider such recommendations and may approve any such applications in its discretion and may condition any such approval in its discretion, and must require, if approved, that there be publication in the prize list or otherwise of such restrictive criteria sufficiently in advance of the closing date of entries, where appropriate, for all interested to have a fair opportunity to enter. The foregoing provisions do not apply to national championships, qualifying events for national championships, and any other events with selection criteria approved by the Executive Committee.

4. Leagues, Series, and Finals:

a. Definitions:

(1) "Finals" means any championship, trophy or other award final, league final or other final class or final event with entries based upon the outcomes of earlier contests.

(2) "System" means classes or events which are part of a league, series, ranking/tracking lists or championship, final trophy or other award system, whether or not generated or tracked by a computer program or otherwise.

b. If qualifiers and/or finals of a league, series or other ranking system are held at recognized competitions, the system used to rank the exhibitors who qualify in the league or series must be approved initially by the Executive Committee at least 120 days prior to the beginning of the league or series. This is a one-time requirement, and further Executive Committee approval is not required provided the system of qualifying does not change. The Executive Committee may approve of any such application in its discretion and may condition such approval in its discretion. Furthermore, all of the following requirements must also be met:

(1) The league or series must be an affiliate of the Federation.

(2) All the qualifying classes must be held at licensed competitions or at competitions recognized by a State, Region, or Local Association that is an affiliate of the Federation.

(3) The league or series must award the qualifying classes to licensed competitions on an equal basis. If a licensed competition meets the requirements to hold a qualifying class and wishes to do so, it must be given the opportunity.

(4) The organization or individuals financially responsible for the system must be Federation affiliate organizations and/or members and must agree to be bound by and comply with all applicable Federation rules in the conduct of the system and its application in the league or series.

(5) If there is an award category for classes in the league or series and the above requirements are met, HOTY points will be awarded for the qualifying classes and for the finals held at licensed competitions.

(6) If the finals of a league, series or other ranking system are not held at a licensed competition, HOTY points for the finals will not be awarded.

GR916 General Conditions.

Except as permitted by the FEI for FEI recognized classes, all entries at a Licensed Competition must be on the same basis. A competition cannot give free or reduced entries, free or reduced transportation or other expenses to one exhibitor unless the same privileges are extended to all exhibitors.

United States Equestrian Federation, Inc. Entry Agreement

I have read the United States Equestrian Federation, Inc. (the "Federation") Entry Agreement (GR906.4) as printed in the Prize List for this Competition and agree to all of its provisions. I understand and agree that by entering this Competition, I am subject to Federation Rules, the Prize List, and local rules of the competition. I agree to waive the right to the use of my photos at the competition, and agree that any actions against the Federation must be brought in New York State.

Release. Assumption of Risk. Waiver and Indemnification

This document waives important legal rights. Read it carefully before signing.

I AGREE in consideration for my participation in this Competition to the following:

I AGREE that the "Federation" and "Competition" as used above includes all of their officials, officers, directors, employees, agents, personnel, volunteers and affiliated organizations.

I AGREE that I choose to participate voluntarily in the Competition with my horse, as a rider, driver, handler, vaulter, longeur, lessee, owner, agent, coach, trainer, or as parent or guardian of a junior exhibitor. I am fully aware and acknowledge that horse sports and the Competition involve inherent dangerous risks of accident, loss, and serious bodily injury including broken bones, head injuries, trauma, pain, suffering, or death ("Harm").

I AGREE to hold harmless and release the Federation and the Competition from all claims for money damages or otherwise for any Harm to me or my horse and for any Harm of any nature caused by me or my horse to others, even if the Harm arises or results, directly or indirectly, from the negligence of the Federation or the Competition.

I AGREE to expressly assume all risks of Harm to me or my horse, including Harm resulting from the negligence of the Federation or the Competition.

I AGREE to indemnify (that is, to pay any losses, damages, or costs incurred by) the Federation and the Competition and to hold them harmless with respect to claims for Harm to me or my horse, and for claims made by others for any Harm caused by me or my horse while at the Competition.

I have read the Federation Rules about protective equipment, including GR801 and, if applicable, EV114 and I understand that I am entitled to wear protective equipment without penalty, and I acknowledge that the Federation strongly encourages me to do so while WARNING that no protective equipment can guard against all injuries.

If I am a parent or guardian of a junior exhibitor, I consent to the child's participation and AGREE to all of the above provisions and AGREE to assume all of the obligations of this Release on the child's behalf.

I represent that I have the requisite training, coaching and abilities to safely compete in this competition.

I AGREE that if I am injured at this competition, the medical personnel treating my injuries may provide information on my injury and treatment to the Federation on the official USEF accident/injury report form. **EC 9/21/09 Effective 12/1/09**

BY SIGNING BELOW, I AGREE to be bound by all applicable Federation Rules and all terms and provisions of this entry blank.

Rider/Driver/Handler/ Vaulter/Longeur (mandatory)	Owner/Agent (mandatory)	Trainer (mandatory)	Coach (if applicable)
Signature: _____	Signature: _____	Signature: _____	Signature: _____
Print Name: _____	Print Name: _____	Print Name: _____	Print Name: _____

Parent/Guardian Signature: (Required if Rider/Driver/Handler/Vaulter/Longeur is a minor) _____
Print Parent//Guardian Name: _____
Emergency Contact Phone No. _____


Is Rider/Driver/Vaulter a U.S. Citizen: ___ Yes ___ No

CHAPTER 10 LICENSED OFFICIALS

- SUBCHAPTER 10-A LICENSED OFFICIALS' COMMITTEE**
GR1001 Duties.
GR1002 Applications.
GR1003 Review.
- SUBCHAPTER 10-B GENERAL RULES AND FEES**
GR1004 General.
GR1005 Fees.
- SUBCHAPTER 10-C CLASSIFICATIONS - JUDGES**
GR1006 General.
GR1007 Senior Judge.
GR1008 Registered Judge.
GR1009 Recorded Judge.
GR1010 Special Judge.
GR1011 Guest Judge.
GR1012 Learner Judge.
- SUBCHAPTER 10-D CLASSIFICATIONS - STEWARDS**
GR1013 General.
GR1014 Registered Steward.
GR1015 Recorded Steward.
GR1016 Special Steward.
- SUBCHAPTER 10-E CLASSIFICATIONS - TECHNICAL DELEGATES**
GR1017 General.
GR1018 Registered Technical Delegates - Eventing and Dressage.
GR1019 Recorded Technical Delegates - Eventing and Dressage.
GR1020 Driving Technical Delegates.
GR1021 Endurance Technical Delegates.
GR1022 Vaulting Technical Delegates.
- SUBCHAPTER 10-F CLASSIFICATIONS - COURSE DESIGNERS**
GR1023 General.
GR1024 Jumper Course Designers.
GR1025 Hunter, Hunter Seat Equitation Course Designers.
GR1026 Special Hunter Course Designer.
GR1027 Special Jumper Course Designer.
GR1028 Eventing Course Designers.
GR1029 Combined Driving Course Designer.
GR1030 Guest Combined Driving Course Designer.
- SUBCHAPTER 10-G CLASSIFICATIONS - OTHER**
GR1031 Course Advisor.
GR1032 Federation Representative.
- SUBCHAPTER 10-H REGULATIONS GOVERNING OFFICIALS**
GR1033 General.
GR1034 Judges.
GR1035 Stewards and Technical Delegates.
GR1036 Special Duties of a Technical Delegate.
GR1037 Warning Card - Stewards and Technical Delegates.
GR1038 Conflicts of Interest and Restrictions - Judges. (See also GR107 and GR1304.)
GR1039 Conflicts of Interest and Restrictions - Stewards and Technical Delegates. (See also GR107 and GR1304)

**SUBCHAPTER 10-I LICENSE APPLICATIONS, ENROLLMENT, PROMOTION,
AND MAINTENANCE.**

- GR1040 General.
- GR1041 Clinic and Officiating Requirements.
- GR1042 Andalusian/Lusitano Judges.
- GR1043 Arabian Judges.
- GR1044 Carriage Pleasure Driving Judges.
- GR1045 Combined Driving Judges.
- GR1046 Combined Driving Course Designer.
- GR1047 Combined Driving and Carriage Pleasure Driving Technical Delegate.
- GR1048 Connemara Judges.
- GR1049 Dressage Judges.
- GR1050 Dressage Sport Horse Breeding Judges.
- GR1051 Dressage Technical Delegates.
- GR1052 Endurance Judges.
- GR1053 Endurance Stewards.
- GR1054 Eventing Judges.
- GR1055 Eventing Technical Delegates.
- GR1056 Eventing Course Designers.
- GR1057 Friesian Judges.
- GR1058 Hackney Judges.
- GR1059 Hunter Judges.
- GR1060 Hunter Breeding Judges.
- GR1061 Hunter Seat Equitation Judges.
- GR1062 Hunter, Hunter Seat Equitation Course Designers.
- GR1063 Jumper Judges.
- GR1064 Jumper Course Designer.
- GR1065 Morgan Judges.
- GR1066 National Show Horse Judges.
- GR1067 Paso Fino Judges.
- GR1068 Reining Judges.
- GR1069 Roadster Judges.
- GR1070 Saddlebred Judges.
- GR1071 Saddle Seat Equitation Judges.
- GR1072 Shetland Pony Judges.
- GR1073 Stewards - Category 1, Category 2 and Combined Category.
- GR1074 Vaulting Judges.
- GR1075 Vaulting Technical Delegates.
- GR1076 Welsh Pony Judges.
- GR1077 Western Judges.



CHAPTER 10 LICENSED OFFICIALS

SUBCHAPTER 10-A LICENSED OFFICIALS' COMMITTEE

GR1001 Duties.

The Licensed Officials' Committee will act upon every completed application for enrollment, annual renewal, promotion, recommendation to the FEI, and change of status of judges, course designers, stewards and technical delegates. The Committee will issue an official's card to each approved applicant. Cards are valid for the current competition year only.

GR1002 Applications.

1. The Committee will carefully review all applications, solicit confidential evaluations from the appropriate Zone and Breed/Discipline Committee members and others as it may elect as provided in GR1040.5, including names furnished by the applicant, and consider returned questionnaires, competition reports, any letters received regarding the applicant and other relevant information submitted to the Committee. All such submissions shall be strictly confidential, shall not be subject to examination by the applicant, and shall be made available only to Committee members and staff. All applicants specifically waive their rights to examine such submissions.
2. The Committee may in its discretion revoke a current license or refuse to renew a judge's card at its expiration following a hearing on at least ten days written notice to the official in question who shall have the right to appear, to be represented, and to bring witnesses. Upon revocation or denial of any application or renewal, the Committee shall issue its written ruling upon the revocation or application specifying the substance of the Committee's reasons for said revocation or denial, and in the case of a denial, without breaching the confidentiality of any of the foregoing submissions.
3. The Committee at its discretion may reinstate an official who has allowed his/her license to lapse for one year or may require him/her to reapply.
4. All applications whether for initial enrollment, renewal, promotion, or for change of status or recommendation to the FEI shall contain a statement to be signed by the applicant, indicating that the applicant waives his/her right to review confidential submissions and the file, and has read and understands the rules governing the application process, and agrees to be bound thereby.

GR1003 Review.

1. Any person whose application for enrollment, renewal, promotion or change of status or for recommendation to the FEI has been denied may request a review by the Licensed Officials' Committee to reconsider the decision. The request must be in writing and mailed to the Licensed Officials' Committee within 30 days from receipt of the written ruling of the Committee sought to be reconsidered and accompanied by a check for \$300 payable to The Federation, which is non-refundable.
2. The review shall be after ten (10) days written notice to all parties concerned. The notice shall contain a brief statement of the facts supporting the position of the Licensed Officials' Committee and shall specify the time and place at which the review is to be held. The person requesting the review may attend and may bring witnesses, sworn statements or other evidence on his/her behalf. Upon the written request of a representative of the Licensed Officials' Committee or the person requesting the review, there shall be furnished before the Committee any evidence to be introduced, the names of witnesses and the substances of their testimony; however, all confidential submissions received by the Committee shall be maintained as confidential and shall not be provided to the applicant.
3. Following an adverse decision by the Licensed Officials Committee with regard to a non-renewal or revocation only, an applicant may request the Hearing Committee to review the decision or to consider a hearing de novo, provided such application is made in writing within 20 days of receipt of the Licensed Officials Committee decision, and provided a nonrefundable fee of \$500 payable to The Federation accompanies the application. The Hearing Committee may review the decision, or in its discretion, hold a new hearing. In either case, both the applicant and the Licensed Officials' Committee shall be parties to the proceeding and shall have the right to make written submissions, be represented by

counsel, and in the event of a hearing, to appear in person and present or cross-examine witnesses.

SUBCHAPTER 10-B GENERAL RULES AND FEES

GR1004 General.

1. Only licensed officials in good standing may officiate at Licensed Competitions in those divisions covered by the rules and specifications of the current Rule Book.
 - a. Judges for breed, hunter, or jumper exhibition classes held at Licensed Competitions are not required to be licensed by USEF.
2. All national level and Federation FEI officials must be Senior Active Members, 21 years of age or over. (Exception: Learner judges must be 21 years of age or over. Judges in the Paso Fino Division must be at least 25 years of age. A judge will not be recognized in more than 12 divisions.
3. Any USEF member who is a U.S. citizen holding a FEI license for which there is a comparable national level license must maintain the national level license with the Federation (Exception: Jumper judges). If the national license is not properly maintained, this in itself shall be deemed sufficient basis for the Federation to recommend to the FEI that the individual be removed from the FEI list of officials.

	FEI Judge	FEI Chief Steward	FEI Technical Delegate	FEI Course Designer	FEI Veterinarian
Dressage	"S" Dressage judge	"R" DTD	N/A	N/A	N/A
Driving	"R" Driving judge	N/A	"R" Driving TD	"R" Driving CD	N/A
Endurance	N/A	N/A	N/A	N/A	N/A
Eventing	"R" Eventing judge	N/A	"R" Eventing TD	"R" Eventing CD	N/A
Jumper	N/A	N/A	N/A	N/A	N/A
Reining	"R" Reining judge	N/A	N/A	N/A	N/A
Vaulting	"R" Vaulting judge	N/A	N/A	N/A	N/A

BOD 1/17/10 Effective 4/1/10

4. A judge licensed in a division restricted to one breed may judge all classes restricted to entries of that breed even though he may not be licensed in the divisions for all types of classes offered. Exceptions:
 - a. A licensed Dressage judge must judge Dressage classes.
 - b. Sport Horse classes in the Arabian, Half-Arabian and Anglo/Arabian Division are to be judged by Federation/Equine Canada judges licensed in Dressage Sport Horse Breeding, Hunter Breeding, Dressage, Hunter or Jumper divisions; no guest card will be required.
 - c. For Carriage Pleasure Driving divisions, see CP100.
 - d. *A licensed Dressage judge must judge Western Dressage classes.*

BOD 1/17/10 Effective 4/1/10
5. Judges licensed in the Hackney Pony Division can judge Shetland Pony and Roadster Pony classes.
6. Registered Hunter judges can officiate in "A" rated Welsh Pony Hunter classes and "B" and "C" rated Welsh Pleasure classes. Registered Hunter judges may officiate a maximum of two times in "A" rated Welsh Pleasure classes.
7. Judges licensed by the FEI are eligible to officiate in Federation Licensed Competitions in the division in which they are internationally licensed (except in Vaulting.)
8. In competitions restricted to entries of one breed, (i.e. Arabian, Morgan, Friesian), a judge licensed in a specific division (i.e. Hunter, Saddle Seat Equitation, Reining) may officiate the sections at that competition in which he/she is licensed. In this case a guest

card is not required, nor is a Special Judges card required for recorded judges licensed in a specific division in order to judge these classes at an "A" or "B" rated competition.

9. Judges licensed in the Western Division are eligible to officiate reining classes in breed restricted competitions, provided the Reining Division is not NRHA sanctioned.

a. Should a Federation Licensed Competition be NRHA sanctioned, the judge must be a NRHA judge, with either Federation status as a Reining judge or must have been granted a Guest Card.

10. Judges licensed in the Saddlebred division will officiate in the Parade division.

11. Judges licensed in the Hunter division or the Hunter Breeding Division are eligible to officiate in the Pony Hunter Breeding division.

12. Connemara classes shall be judged by a judge licensed in Connemara, Dressage Sport Horse Breeding or Hunter Breeding Divisions.

13. Judges licensed by the ADS in Pleasure Driving are eligible to officiate Carriage Pleasure Driving classes at Federation licensed Arabian competitions. A Guest Judge card is required. See GR1011.11b.

14. Judges licensed in any breed that includes a Saddle Seat or English Pleasure section are eligible to officiate English Pleasure Saddle Seat classes. Judges licensed in Hunter or any breed that includes a Hunter Pleasure section are eligible to officiate English Pleasure Hunter Seat classes. Judges licensed in any breed that includes a Pleasure Driving section are eligible to officiate English Pleasure Driving classes. *EC 2/17/09 Effective 12/1/09*

15. A licensed Dressage judge must judge Western Dressage classes.

BOD 1/17/10 Effective 4/1/10

GR1005 Fees.

1. Judges, Stewards, Technical Delegates:

a. initial application or re-enrollment (one division): \$125. Each judge's additional division (limit of 3): \$30.

b. application for promotion: \$50 per division.

2. Course Designers:

a. initial application or re-enrollment: \$125 Each additional license, any division \$30.

b. application for promotion: \$30 per division.

3. Annual renewal: \$35 per division.

4. Officials' liability insurance: \$15.

5. Special judge's *or Special steward's* card: \$55.

6. Guest judge's or Guest Driving Technical Delegate's card: \$55.

7. Learner judge's card: \$40.

8. Guest Card: Combined Driving Course Designer: \$50.

9. Special Card: Jumper *or Hunter* Course Designer: \$50 *EC 12/14/09 Effective immediately*

10. All fees are non-refundable.

SUBCHAPTER 10-C CLASSIFICATIONS - JUDGES

GR1006 General.

Licensed judges are classified as Senior, Registered, Recorded, Special, Guest and Learner. A judge will not be licensed in more than 12 divisions.

GR1007 Senior Judge.

Senior judge classification (S) applies to Dressage. S Dressage judges may officiate in all Federation and FEI Level Dressage classes at Federation Licensed Competitions.

GR1008 Registered Judge.

1. A Registered judge (R) may officiate alone at any competition in the divisions in which he/she is Registered.

2. Registered Dressage judges may officiate in classes at Fourth Level and below except for FEI Junior Tests, FEI Pony Tests, FEI Dressage Tests for 4, 5, and 6-year-old horses and USEF Dressage Test for 4-year old horses. Registered Dressage judges may not officiate in any classes above Fourth Level.

3. Rated Hunter sections at AA competitions must be judged by two Registered (R) judges.

4. A Registered Eventing judge may officiate at any level of Eventing.

GR1009 Recorded Judge.

1. A Recorded judge (r) may not officiate alone or in any class in which he judges independently in an "A" or "B" division or section, in a Jumper class offering more than \$2,500, in a Federation Hunter Seat Medal Class at an "A" Rated Hunter competition or in the Saddle Seat Medal Championship/Finals. (See GR1009.5 for exceptions.)
2. A Recorded Dressage judge may officiate at Second Level and below and may not officiate at the Third Level and above. *Recorded Dressage judges may not officiate in FEI or USEF Dressage Tests for 4 and 5 year-old horses or in FEI Pony Tests.*
3. A Recorded Eventing judge may not serve as President or Member of a Ground Jury, or as a Dressage judge, at Intermediate or Advanced Horse Trials, Preliminary or Intermediate Two-Day Events.
4. Recorded hunter judges with Special judges' cards may not officiate alone at an "A" rated hunter section.
5. A Recorded judge may, however, officiate alone under the following circumstances:
 - a. at a competition which is Local except in the Saddle Seat Medal Championship/Finals;
 - b. in any "C" division or section or "B" rated Hunter section in which he/she is a Recorded judge;
 - c. in any "A", "B" or "C" Saddlebred Division;
 - d. in any division (except Dressage and Eventing) for which a competition has requested in writing that the Federation grant a Special judge's card to a Recorded judge for that particular competition and provided the Federation approves the issuance of such card;
 - e. Recorded Hunter judges can officiate alone in "B" and "C" rated Welsh Pony Hunter and Welsh Pony Pleasure classes;
 - f. in the Arabian, Andalusian/Lusitano, National Show Horse and Friesian Divisions a Recorded (r) Arabian, Andalusian/Lusitano, National Show Horse or Friesian judge can officiate alone at "B" and "C" rated competitions.
 - g. A Recorded ("r") Carriage Pleasure Driving Judge may officiate alone in any Carriage Pleasure Driving competition that does not exceed one day or an aggregate of eight (8) hours judging time.
 - h. A Recorded "r" Vaulting judge may officiate alone or be President of the Jury at any Federation licensed vaulting competition.
 - i. A Recorded "r" Shetland judge may officiate alone at any Federation licensed Shetland competition.
 - j. *in any National Show Horse Division; BOD 1/17/10 Effective immediately*

GR1010 Special Judge.

1. A Special judge is a Senior Active Member already enrolled as a Recorded judge to whom the President or Secretary may grant permission to officiate as a Registered judge in a division in which he is enrolled as a Recorded judge.
2. Such permission, which is not transferable, will be granted upon the request of a Licensed Competition for that competition only. The fee is \$55 which is non-refundable. The application must be made on the official form provided for that purpose and be accompanied by the required fee. The statement on the form that the competition holds itself responsible that the individual applied for is familiar with the Federation rules and is capable to adjudicate as requested must be signed by the competition manager.
3. Special cards are not issued for the Dressage or Eventing Divisions.
4. Application must be received in the Federation office at least 21 days prior to the start of the competition. In cases where special applications are received prior to the competition, but less than 21 days prior, the competition will be fined \$50. If management disputes that the application was not timely filed or that the above fine is not properly owing, it may appeal in writing to the Federation within 30 days of management's receipt of the Federation's notice of fine, specifying the grounds for the appeal. The Federation's CEO or Executive Director, a special committee appointed by the President or the Hearing Committee will consider the appeal and may waive a part or all of the fine upon a finding of good cause why the application was not timely filed and/or a finding that extreme hardship results from the automatic penalty.
5. It is the responsibility of competition management to assure the eligibility of all judges.

GR1011 Guest Judge.

1. A Guest judge is a Senior Active Member 21 years of age or over, not enrolled as a judge in a particular division, to whom the President or Secretary may grant permission to officiate in that division upon the request of a Licensed Competition and for that competition only. The fee is not refundable. The application must be made on the official form provided for that purpose and must be accompanied by the required fee. The statement on the form that the competition holds itself responsible that the individual applied for is familiar with the Federation rules and is capable to adjudicate as requested must be signed by the competition manager.
2. Application must be received in the Federation office at least 21 days prior to the start of the competition. In cases where the Guest applications are received prior to the competition, but less than 21 days prior, the competition will be fined \$50. If management disputes that the application was not timely filed or that the above fine is not properly owing, it may appeal in writing to the Federation within 30 days of management's receipt of the Federation's notice of fine, specifying the grounds for the appeal. The Federation's CEO or Executive Director, a special committee appointed by the President or the Hearing Committee will consider the appeal and may waive a part or all of the fine upon a finding of good cause why the application was not timely filed and/or a finding that extreme hardship results from the automatic penalty.
3. It is the responsibility of competition management to assure the eligibility of all judges.
4. Guest cards will not be issued to anyone whose application for enrollment, re-enrollment, promotion, or change of status has been rejected by the Licensed Officials' Committee.
5. For guest judge cards to be issued in classes where the Federation does not have division rules and does not license judges, and the applicant is not a Federation member, a full membership fee is not required in such instances provided that a non-member fee of \$30 for each such guest judge accompanies the application in addition to the guest judge fee.
6. An FEI licensed judge does not need a Guest card to judge at any level at a Federation Licensed Competition in the discipline for which he/she is licensed by the FEI.
7. An FEI "I" or "O" level course designer does not need a Guest card to officiate at a Federation Licensed Show Jumping competition.
8. A Guest card will be issued to an individual who has Senior status with another nation in the discipline for which he/she is licensed by his/her federation. Exception:
 - a. Any individual currently licensed by Equine Canada as a Senior Hunter Course Designer shall automatically be eligible to officiate in the Hunter divisions at Federation competitions without either an application or the fee required for a Guest Hunter Course Designers Card. There is no limit on the number of times that such an individual may officiate.
9. A retired, foreign FEI Dressage judge is eligible for an unlimited number of guest cards to officiate in dressage.
10. Authority to act as a Guest judge will not be granted to any person more than twice in a lifetime, in a particular division (except for currently-licensed foreign FEI judges but not including foreign Jumper judges; foreign breeding experts officiating in Dressage/Sport Horse Breeding classes; retired, foreign FEI Dressage judges officiating in Dressage; and foreign experts in the Andalusian/Lusitano and Friesian divisions), without the approval of the Executive Committee. For classes recognized by a national breed or discipline association and for which the Federation has no division rules and does not license judges, the number of times an individual may act as a Guest judge will not be limited. Foreign FEI Jumper judges may apply for a Jumper Judge license with USEF; see GR1063.11.
11. A Guest Judge may not officiate in any "A" or "B" rated divisions or sections, Jumper Division offering over \$2,500, or at any national or regional Equitation Finals. A Guest Judge may not officiate alone in any Federation Medal Class. The following are exceptions:
 - a. Andalusian/Lusitano: allows Guest Judge at "A" and "B" rated competitions. A list of A/L foreign experts will be maintained by the Federation Licensed Officials Department.
 - b. An ADS Pleasure Driving judge may officiate alone in Arabian Carriage Pleasure Driving classes at an "A", "B", "C" or local member rated Arabian competition. A Guest Judge card is required.

- c. Arabian: judges licensed by the National Reining Horse Association (NRHA) and/or the National Reined Cow Horse Association (NRCHA) may officiate Reining, and if experienced, Trail and Working Cow Horse classes at any level of competition. The judge must be duly licensed in another breed. (i.e. AQHA, APHA, ApHC, etc.) A limit of two Guest Judges may serve on a multiple judge working western panel.
- d. USEF Show Jumping Talent Search Class/Finals, see EQ112.13.
- e. Eventing: issued only to those with Senior status with another nation.
- f. Dressage: issued only to retired, foreign FEI Dressage judges or those with Senior Dressage status with another nation. May officiate alone.
- g. Dressage Sport Horse Breeding: issued only to those persons who are currently-licensed foreign FEI Dressage judges, and foreign breeding experts. A list of foreign breeding experts will be maintained by the Federation Licensed Officials Department. May officiate alone.
- h. Hunter Breeding: only judges currently holding an "R" *or* "r" Hunter license may Guest Judge in the Hunter Breeding Section. Registered (R) *or recorded (r)* Hunter judges may receive two Hunter Breeding Guest Cards per year. If a judge receives a Hunter Breeding Guest Card twice in one year, each Guest Card must be used in a different Zone. If a competition has 15 or more aggregate entries in the Hunter Breeding Section the previous year, they are ineligible to apply for a Guest Card and must have a judge(s) who holds a Hunter Breeding License.
BOD 1/17/10 Effective immediately
- i. National Show Horse: may officiate alone in a "B" rated division. Allows two Guest judges on a Three-judge panel, provided the judge is licensed in at least one other division. Either Guest Judge may serve as a call judge. Under this exception only, a judge may apply his/her Guest card towards his/her learner judging requirements.
- j. Reining: Judges licensed by the National Reining Horse Association (NRHA) may officiate Reining at any Regular or Local competition with a guest card.
- k. Roadster: allow one Guest judge on a multiple judge panel.
- l. Saddlebred: allow one Guest judge on a multiple judge panel.
- m. Western Seat Equitation or Western: At Federation licensed Open Western Competitions, national breed association judges may officiate with the use of a Federation guest card, only two competitions in a lifetime may be officiated by a judge in this manner. A maximum of two Guest Judges to officiate in an "A" rated competition.
- n. Paso Fino division allows guest judges to officiate with a Federation Licensed Paso Fino Registered "R" judge in any "B", "C", or Local rated competition. If competition is a multi-breed competition, a guest judge may officiate alone.
- o. Hackney: Guest judges are allowed for Hackney Horse Classes only at "A" rated competitions.
- p. Shetland Division allows guest judges to officiate alone.
- q. Friesian: For the 2009 and 2010 competition years guest judges are allowed to officiate alone at any "A" and "B" rated competition.
- r. Hackney: allow one Guest judge on a multiple judge panel.
- s. **English Pleasure Division allows guest judges to officiate alone at A, B, C, or Local competitions.** *EC 2/17/09 Effective 12/1/09*

GR1012 Learner Judge.

1. A Learner judge is a Senior Active Member, 21 years of age or over, to whom the President or Secretary may grant permission, upon the request of a Licensed Competition and for that competition only, to accompany a Registered judge in the ring.
 - a. **Exception:** In the Friesian, Morgan, Saddlebred, Saddle Seat Equitation, National Show Horse, *Connemara* and Andalusian/Lusitano divisions, the Learner judge may also work with a recorded judge. *BOD 1/17/10 Effective 4/1/10*
 - b. Permission will not be granted for more than one Learner judge to be in a ring at any one time
 - (1) Dressage and Eventing excepted.
 - (2) More than one Learner Judge may accompany a Registered judge in the Hunter, Hunter Seat Equitation, Hunter Breeding, and/or Jumper divisions, with permission of competition management and the judge.
 - c. The fee is \$40 which is not refundable.

- d. The application must be made on the official form provided for that purpose and must be accompanied by the required fee. After contacting the competition manager for permission, the individual wishing to officiate as a learner judge must obtain consent from that judge with whom he or she would be officiating. The statement on the form that the competition holds itself responsible that the individual applied for is familiar with the Federation rules and is capable to observe as requested, must be signed by the competition manager.
2. Completed Learner Judge Card Applications must be received in the Federation Office at least 14 days prior to the start of competition. Learner applications received prior to the show, but less than 14 days prior, will receive no credit.
 3. There is no limit to the number of times a person may be granted a Learner judge's card. He should use a scorecard to evaluate the various entries, but a Learner judge has no authority as to the merits of the competitors.
 4. The necessity of giving opportunity to Recorded and Learner judges to officiate with judges of experience in the competition ring is urged upon all Licensed Competitions as an important and cooperative duty. The Licensed Competition may request additional specific information about an individual's experience before accepting him/her as a learner judge.

SUBCHAPTER 10-D CLASSIFICATIONS - STEWARDS

GR1013 General.

1. Licensed stewards are licensed by the Licensed Officials Committee as Registered, Recorded, and Special, in only one of the following Categories.
 - a. Category 1 (C1) Steward is licensed to officiate the following specialized Divisions and Sections: Hunter, Hunter Breeding, Hunter Seat Equitation, Jumper, Welsh, Connemara, and **English Pleasure**.
 - (1) Any steward officiating USEF Open (not restricted to a breed) hunter and/or jumper classes must be a current member in good standing of the United States Hunter Jumper Association, Inc.
 - b. Category 2 (C2) Steward is licensed to officiate the following specialized Divisions and Sections: Andalusian/Lusitano, Arabian, **English Pleasure**, Friesian, Hackney Harness, Morgan, National Show Horse, Parade, Paso Fino, Reining, Roadster, Saddlebred, Saddle Seat Equitation, Shetland, Western/Reining Seat Equitation, and Western. *EC 2/17/09 Effective 12/1/09*
 - c. Combined Category (CC) Steward is licensed to officiate both Category 1 and Category 2 Divisions and Sections.
 - d. Endurance (ES) Steward is licensed to officiate at Federation Licensed Endurance rides.
2. A Category 1 or Category 2 steward is entitled to officiate in only the corresponding divisions and sections of the license category listed above.

GR1014 Registered Steward.

1. A Registered (R) Category 1, Category 2, or Combined Category steward is an individual so classified by the Licensed Officials' Committee.
2. The Registered Category 1, Category 2, or Combined Category steward is entitled to officiate alone unless the competition requires more than one steward.

GR1015 Recorded Steward.

1. A Recorded (r) Category 1, Category 2, or Combined Category steward is an individual so classified by the Licensed Officials' Committee.
2. A Recorded Category 1, Category 2, or Combined Category steward may not officiate alone in any "A" rated division or section or in a Jumper division at competitions offering over \$2,500 in that division.
3. The Recorded Category 1, Category 2, or Combined Category steward, may, however, officiate alone in an "A" rated division or section if the competition requests in writing that the Federation grant a Special Steward's card for that particular competition and provided the Federation approves the issuance of such card.

GR1016 Special Steward.

1. A Special Category 1, Category 2, or Combined Category steward is an individual already enrolled as a Recorded Category 1, Category 2, or Combined Category steward, to

whom the President or Secretary shall grant permission to officiate as a Registered steward in an "A" rated division or section.

a. Such permission, which is not transferable, shall be granted upon request of a particular Licensed Competition for that competition only.

b. The application must be made on the official form provided for that purpose and be accompanied by the required fee. The statement on the form that the competition holds itself responsible that the individual applied for is familiar with the Federation rules and is capable to officiate as requested, must be signed by the competition manager. Application must be received in the Federation office at least 21 days prior to the competition.

c. In cases where the special applications are received prior to the competition, but less than 21 days prior, the competition will be fined \$50.

d. If management disputes that the application was not timely filed or that the above fine is not properly owing, it may appeal in writing to the Federation within 30 days of management's receipt of the Federation's notice of fine, specifying the grounds for the appeal. The Federation's CEO or Executive Director, a special committee appointed by the president or the Hearing Committee will consider the appeal and may waive a part or all of the fine upon a finding of good cause why the application was not timely filed and/or a finding that extreme hardship results from the automatic penalty.

e. It is the responsibility of competition management to assure the eligibility of all stewards. *EC 12/14/09 Effective immediately*

2. Special cards for "A" rated competitions (divisions and sections) will only be considered for Recorded Category 1, Category 2, or Combined Category stewards of the same Category.

SUBCHAPTER 10-E CLASSIFICATIONS - TECHNICAL DELEGATES

GR1017 General.

1. Licensed technical delegates are licensed by the Licensed Officials Committee as Registered or recorded in Dressage, Eventing, Vaulting, Carriage Pleasure Driving, and Combined Driving.

2. Only licensed technical delegates in good standing may officiate at Licensed Eventing, Driving or Dressage Competitions.

GR1018 Registered Technical Delegates - Eventing and Dressage.

1. A Registered (R) Eventing technical delegate is entitled to officiate alone in any division of Eventing events.

2. A Recorded Dressage Technical Delegate may officiate as the assistant to the Registered Technical Delegate(s) at Level 4 and Level 5 Dressage Competitions, and may officiate alone at Levels 1-3 Dressage Competitions. A Registered Dressage Technical Delegate may officiate alone at USEF/USDF Championships, Federation Developing Program Championships, and USEF High Performance Championships, qualifying and selection trials and observation classes, at any Dressage Competition level or in the Dressage division or section at Regular or Local Competitions. (See GR1211.3a and .f).

EC 9/21/09 Effective 12/1/09

3. Only Dressage Technical Delegates who are current Participating Members of the United States Dressage Federation may officiate at USEF/USDF Regional Dressage Championships.

GR1019 Recorded Technical Delegates - Eventing and Dressage.

1. A recorded ("r") Eventing technical delegate may not officiate alone at an Intermediate or Advanced Horse Trial or a Two or Three-Day Event but may officiate as the assistant to the technical delegate.

2. A Recorded Dressage Technical Delegate may officiate as the assistant to the Registered Technical Delegate(s) at Level 4 and Level 5 Dressage Competitions, and may officiate alone at Levels 1-3 Dressage Competitions. A Recorded Dressage Technical Delegate may not officiate alone at USEF/USDF Championships, Federation Developing Program Championships, and USEF High Performance Championships, qualifying and selection trials and observation classes, but may officiate as the assistant to the Registered Technical Delegate for these competitions or classes. A Recorded Dressage Technical

Delegate may officiate alone in the Dressage division or section at Regular or Local Competitions. (See GR1211.3a and .f). *EC 9/21/09 Effective 12/1/09*

3. Only Dressage Technical Delegates who are current Participating Members of the United States Dressage Federation may officiate at USEF/USDF Regional Dressage Championships.

GR1020 Driving Technical Delegates.

1. Combined Driving Technical Delegate - A Combined Driving Technical Delegate is an individual licensed by the Committee, and is entitled to officiate alone in Combined Driving Events. See DC107.2.4 and DC107.2.5 for information on Guest Cards for Combined Driving Technical Delegates.

2. Carriage Pleasure Driving Technical Delegate - A Carriage Pleasure Driving Technical Delegate is an individual so classified by the Committee, and is entitled to officiate alone in Carriage Pleasure Driving Competitions. See CP101.2 for information on Guest Cards for Carriage Pleasure Driving Technical Delegates.

GR1021 Endurance Technical Delegates.

An Endurance Technical Delegate is an individual licensed by the Licensed Officials Committee as an Endurance Judge or an FEI Endurance Veterinarian, and who is appointed to officiate as a Technical Delegate at Federation Licensed endurance rides.

GR1022 Vaulting Technical Delegates.

A Vaulting Technical Delegate is an individual licensed by the Committee, who may officiate alone at any level of national Vaulting competition.

SUBCHAPTER 10-F CLASSIFICATIONS - COURSE DESIGNERS

GR1023 General.

Course designers shall be licensed as Registered, recorded or Special in the Hunter/Hunter Seat Equitation and Jumper Division; Registered or recorded in the Eventing and Carriage Pleasure Driving Divisions; Registered, Apprentice or Guest in the Combined Driving Division.

GR1024 Jumper Course Designers.

1. A minimum of an 'r' license is required to officiate alone in classes offering from \$5,000 to \$24,999 in prize money.

2. An 'R' license is required to officiate alone for all classes offering \$25,000 or more in prize money.

3. Any individual currently licensed by the FEI as a Course Designer for Show Jumping or by Equine Canada as a Senior Course Designer for Show Jumping shall automatically be eligible to officiate in the jumper division at Federation competitions without either an application or the fee required for a Special Jumper Course Designer Card. There is no limit on the number of times that such an individual may officiate.

GR1025 Hunter, Hunter Seat Equitation Course Designers.

1. A "r" license may officiate alone at an "A" or "AA" rated competition with a Hunter class offering up to \$4,999 in prize money.

2. A "R" license may officiate alone in Hunter classes offering \$5,000 or more in prize money.

GR1026 Special Hunter Course Designer.

1. A Special Hunter Course Designer is a licensed "r" Hunter Course Designer to whom the Federation may grant permission to officiate a class or classes for which a "R" would otherwise be required, upon the request of a Licensed Competition and for that competition only.

2. Authority to act as a Special Hunter Course Designer shall not be granted more than twice to any one individual per lifetime. Special Hunter Course Designers shall be approved upon the recommendations of any two members of the USHJA Officials Education Committee.

GR1027 Special Jumper Course Designer.

1. A Special Jumper Course Designer is a Senior Active Member 21 years of age or over, licensed as an "r" Jumper Course Designer to whom the Federation may grant permission to officiate a class or classes for which a "R" would otherwise be required, upon the request of a Licensed Competition and for that competition only.
2. Authority to act as a Special Jumper Course Designer shall not be granted more than twice to any one individual. Special Jumper Course Designers shall be approved upon the recommendation of any two members of the Jumper Committee.

GR1028 Eventing Course Designers.

See Chapter EV - Eventing for officiating eligibility for 'R' and 'r' Eventing Course Designers.

GR1029 Combined Driving Course Designer.

A "R" license is required to design courses at Federation licensed Combined Driving events.

GR1030 Guest Combined Driving Course Designer.

1. A Guest Combined Driving Course Designer is a Senior Active Member 21 years of age or over, not enrolled as a course designer, to whom the President or Secretary may grant permission to officiate in that capacity upon the request of a Recognized Driving Competition and for that competition only.
2. Authority to act as a Guest Combined Driving Course Designer shall not be granted more than twice to any one official.
3. Any individual currently licensed by the FEI as an International Course Designer for Combined Driving shall automatically be eligible to officiate in the Combined Driving Division at Federation driving competitions without either an application or the fee required for a Guest Card. There is no limit on the number of times that such an individual may officiate.

SUBCHAPTER 10-G CLASSIFICATIONS - OTHER**GR1031 Course Advisor.**

1. An individual appointed as a Course Advisor pursuant to EV174 shall be a Licensed Official of the Federation. He/she shall be so designated by the Licensed Officials' Committee upon notification by the President or CEO or Executive Director of his/her appointment.
2. There will be no annual fee for the license, and an official's card shall be issued to the Course Advisor, who is eligible for all benefits afforded to other Licensed Officials by the Federation.

GR1032 Federation Representative.

1. Federation Representative. A Federation Representative is an individual who is currently a steward or Technical Delegate and who meets the Federation's criteria for a Federation Representative and has been designated to serve as a Federation Representative as specified by the Federation.
2. There is no additional fee for the designation, and a Federation Representative is eligible for all benefits afforded to Licensed Officials by the Federation.
3. A Federation Representative may be sent by the Federation to randomly selected Licensed Competitions or, with the approval of the Executive Director and/or CEO of the Federation, to particular Licensed Competitions, for cause, to oversee and report back to the Federation on his/her observations.

SUBCHAPTER 10-H REGULATIONS GOVERNING OFFICIALS**GR1033 General.**

1. Failure of an official to attend a competition to which he is committed, to perform his duties in accordance with the rules, or to officiate in the classes to which he is assigned shall constitute cause for disciplinary action as provided for in Chapters 6 and 7, except in cases of extreme emergency.
2. Any official found guilty of cruelty to a horse or to have killed, abandoned, mistreated, neglected or otherwise abused a horse, by an administrative agency, body, humane society

or court of law, whether such court or tribunal is civil, criminal or administrative may have his license(s) revoked.

3. No official is to be housed in a private home unless he has agreed before the competition.
4. In the event that an official officiates at a competition where he is ineligible, the official may be penalized as described in GR703.

GR1034 Judges.

1. Good judging depends upon a correct observance of the fine points and the selection of best horses for the purpose described by conditions of the class. A judge serves three interests: his own conscience, exhibitors and spectators. He should make it clear that the best horses win.
2. When judges are required to judge independently on a multiple judge panel, each judge must meet the requirements as outlined in Rules GR1004 through GR1011.
3. Except in the discharge of their official duty, the use of cellular phones by judges while adjudicating during a competition is strictly prohibited.
4. A judge is obligated to adjudicate each division, section and class in conformity with the rules and specifications of that division, section and class as they appear in the Federation Rule Book. He is expected to be proficient in his division and to possess a thorough knowledge of the rules of the Federation.
5. The attention of judges is directed to the difference in requirements covering Maiden, Novice, Limit, Junior, Amateur and Ladies' classes versus Open classes. These differences must be observed in adjudicating classes.
6. The decisions of each judge constitute solely his individual preference and not as opinions of or decisions by the Federation. For decisions of a judge in regard to soundness, see GR1204.
7. Soundness-Veterinarian
 - a. Only the judge may call a veterinarian during a class but is encouraged to do so if his opinion necessitates the disqualification of an entry. The judge shall give the numbers of the horses in question and the veterinarian shall render his finding. If the veterinarian is not immediately available or not called upon, the judge's decision as to the serviceable soundness of a horse shall be final. (Exception: The decision of the judge as to the serviceable soundness of a horse in Hunter classes is final, however the competition veterinarian may be consulted.)
 - b. If the veterinarian is not immediately available, the judge's decision as to the soundness of a horse shall be accepted for the purpose of disqualifying a horse from showing in that class.
 - c. None of the above applies to Dressage or Eventing. See DR122.6 and EV134.8.
8. When a judge is used as a referee and is called upon to break a tie, the other judges must give the ringmaster only the numbers of the two horses tied. The ringmaster will then take these to the referee who will indicate his preference by circling the number of his choice. The ringmaster will then return this written decision to the other judges who will proceed with the remaining placements, as the breakage of a tie for one placement by the referee does not automatically place the losing contender of the tie in the next position. This procedure is to be followed for each placement in turn, as ties occur. The referee shall turn in a judge's card only when called upon to break a tie, in which case only his tie breaking decision shall be indicated on the card.
9. All placements stated in the prize list/omnibus shall be awarded, beginning with first place and proceeding in order through all placements, unless there is an insufficient number of entries or an entry is eliminated, excused, or disqualified.
10. It shall be the prerogative of the Licensee to designate a particular system of judging and to post judges' cards and complete order of placement for public inspection. Judges accepting an invitation to officiate must recognize the Licensee's prerogative. Unless the Licensee designates a particular system of judging when an invitation is issued, a judge is not required to use a particular system of judging.
11. A judge must order from the ring any unruly horse or one whose actions threaten to endanger the rider, driver, handler, other exhibitors or their entries.
12. A judge must order from the ring any rider, driver or handler who exhibits inappropriate or dangerous behavior or whose actions would in any way threaten the safety of any exhibitor, their entries or the safety of class officials.

13. When over 40 horses or riders are entered in a performance class in which horses compete together, a judge must divide the class and work it in groups of less than 40. Unless individual tests are required in the class routine he shall bring the top contestants from each group back into the ring for final adjudication. (Exception: See AR112.2 and DR126.1).

14. In classes which have a maximum weight and/or measurement for shoes, the judge himself must immediately weigh and/or measure any shoe that is cast. In such classes the judge may not excuse an entry from the ring until satisfied that the entry has not cast a shoe.

15. In the Western and Western Seat Equitation division, when a single judge system is used, judge's cards shall be considered final and shall not be changed after the completion of the presentation of awards for that class.

16. Judges' cards and/or official score sheets are to be signed by the judge and retained (with the exception of score sheets returned to the exhibitor) as part of the competition's official records for a period of no less than three years. Electronic signatures through a PDA or similar device used to record scores will fulfill the signature requirement.

17. Judges must commence and complete classes in accordance with GR109.

18. Additional duties of Endurance Judges are listed in EN112.

GR1035 Stewards and Technical Delegates.

1. Except in Hawaii, no steward or technical delegate may officiate for more than two consecutive years at the same competition or at more than two consecutive competitions run by the same governing body, Board of Directors or Licensee. When three stewards are officiating, one steward will not be subject to these restrictions and will be eligible to serve as steward for a fourth consecutive competition run by the same governing body, Board of Directors or Licensee.

2. A steward or technical delegate should clearly understand that he has no authority in connection with the management or the judging of a competition but should point out in a diplomatic manner any instance where Federation rules are not enforced. He should immediately report to the appropriate officials any violations of the rules which might invalidate a class; should keep himself available to judges, exhibitors and management at all times to clarify the application of Federation rules and investigate any situation where the rules are not upheld.

3. The other duties of a Licensed steward and technical delegate shall be but are not limited to, the following:

- a. To protect the interests of exhibitors, judges and Competition Management.
- b. To investigate and act upon any alleged rule violations without waiting for a protest.
- c. To report to the Show Committee any misrepresentation or substitution of entry without waiting for a protest.
- d. To ascertain that all judges either are licensed in divisions to which assigned or that the competition has a Guest or Special card for the judge for the divisions not covered by his license.
- e. To supervise and record time-out, if time-outs are permitted by division rules, in the event of a horse casting a shoe or breakage of equipment, if an official timer or judge is not available as provided for in GR833.
- f. To measure all animals required to be measured as provided for in Chapter 5, Chapter DR (DR134) and Chapter HU, HU168-HU179, and if necessary return Measurement cards to the Federation.

(1) Registered (R) Dressage Technical Delegates must have attended a Federation Dressage/DSHB Pony Measurement Certification clinic where certification testing to measure ponies for dressage or DSHB is conducted. Recorded (r) Dressage Technical Delegates must attend a Federation Dressage/DSHB Pony Measurement Certification clinic prior to January 1, 2011 where certification testing to measure ponies for dressage or DSHB is conducted. Refer to GR1051 and DR134 for additional measurement certification requirements.

(2) Only a USEF-certified Dressage Technical Delegate, working with the Competition Veterinarian, is eligible to conduct Dressage/DSHB pony measurements. *EC 9/21/09 Effective 12/1/09*

- g. Stewards and Technical Delegates are responsible for ensuring that measurements are conducted in accordance with the rules and that all required paperwork is completed in a legible manner. Offenders could be subject to a fine or administrative penalty at the discretion of the Executive Director.
- h. To conduct the breaking of ties in a Jumper class as provided for in JP110.3 and JP141.
- i. To report to the Show Committee any offense or violation of the rules and prefer charges against violators if the violation is not properly handled by the Show Committee.
- j. To furnish the Federation with a complete written report as to the conduct of the competition including any offenses or violations of the rules by the competition or any exhibitors, within fourteen (14) days after the last licensed day of the competition, on the form furnished by the Federation.
- (1) A written report is also required to be submitted for competitions comprised exclusively of FEI classes and at USEF competitions held in Canada.
BOD 1/18/09 Effective 12/1/09
- (2) If the Federation does not receive the completed report and/or attachments postmarked and/or electronically submitted within fourteen (14) days of the closing of the competition, the Steward/Technical Delegate will be fined a fee of \$100. For the second offense and any offense thereafter in the same competition year, said official will be fined \$250. A third offense and any offense thereafter will result in an automatic suspension from office as Steward or Technical Delegate for 90 days, in addition to the fines.
- (3) Failure to pay any fine within 30 days will result in a violation of rules and the Steward/Technical Delegate will be subject to an additional \$100 late fee.
- (4) If the Steward/Technical Delegate disputes that the report was not timely filed, he/she may appeal in writing to the Federation within 30 days of receipt of the Federation's notice of the fine. The appeal must be accompanied by a check for \$50., payable to the Federation, which will be refunded if the appeal is upheld. The CEO or Executive Director and three members of the Licensed Officials Committee will consider the appeal and may waive a part or all of the fine upon finding of good cause of why the report was not timely filed and/or a finding that extreme hardship results from the automatic penalty. Note: only the fine may be waived. The rule violation will remain on record for the official.
- k. To collect all medication report forms filed, either with the Steward/Technical Delegate or Designated Competition Office Representative, and send them to the Federation's Office of Equine Drugs and Medications, 956 King Avenue, Columbus, OH 43212-2655.
- l. To observe and report or charge in accordance with Chapter 6:
- (1) To see that each entry blank has been signed by a trainer;
- (2) To see that every rider, driver, handler, vaulter, longeur, owner, lessee, agent and trainer participating in any Regular Competitions, Eventing Competitions at the Preliminary Level or above, Combined Driving Competitions at the Advanced Level or above, Dressage Competitions, Endurance Rides and Vaulting Competitions is a member of the Federation as required by the provisions of Bylaw 203;
- (3) To see that each Federation membership number appears on the entry blank or that a non-member registration fee has been paid; and
- (4) To see that every rider, driver and vaulter in a non-breed-restricted event in an FEI recognized discipline has complied with GR828.4.
- m. Observe and report that Competition Management has required each exhibitor, rider, driver, handler and trainer or his/her agent(s) to sign each entry blank, or charge in accordance with Chapter 6.
- n. To make routine inspections of the stable area and to ensure that the stalls are in compliance with GR1215.
- o. To ensure that Federation Member Reports and Judge Evaluation Forms are publicly displayed and available for Federation members during the entire competition. Insure that an announcement is made via the competition's public address system, at least once each session, pertaining to the availability of said forms.

- p. Notify exhibitors in classes where due to a violation, points will not count toward the Horse of the Year Awards (See GR1113).
 - q. To take all steps necessary for the enforcement of the Drugs and Medications Chapter (see GR411).
 - r. The Steward's and/or schooling supervisor's decision regarding schooling fences, tack and equipment in the warm-up area is final.
 - s. Additional duties of Endurance Stewards are listed in EN114.
 - t. To report to the Federation details of injuries relating to both humans and equines on the official Accident/Injury Report form provided by the Federation. In the event of a fatality, the Federation or weekend on-call number must be notified as soon as possible but not later than 24 hours after the incident.
 - u. To submit to the Federation a copy of the competition's accident preparedness plan, along with his/her steward or technical delegate report as provided for in GR1211.5.
4. No Steward or Technical Delegate may officiate at more than one competition at the same time.
5. Stewards and technical delegates must retain copies of steward/technical delegate report forms, and supporting documentation, for a period of three years.

GR1036 Special Duties of a Technical Delegate.

1. In addition to the responsibilities of a steward listed in GR1035, the powers, duties and responsibilities of a technical delegate are as follows:
- a. To inspect the courses and arenas to satisfy himself that the technical details are in accordance with the rules and regulations.
 - b. To satisfy himself, in addition, that the course is fair, at the standard of the level offered and that knowledge of local conditions does not play any part.
 - c. At Eventing Competitions, to assist the Ground Jury to supervise the technical and administrative conduct of the competition. Until he has indicated to the Ground Jury that he is satisfied with all the arrangements, the authority of the technical delegate shall be absolute. At Horse Trials at which the Ground Jury are occupied judging the Dressage Test and/or the Jumping Test, the technical delegate may supervise all arrangements made by the Organizing Committee for the judging and timekeeping of the Cross-Country Test and should be available at the Control Center to adjudicate, where possible, on unforeseen eventualities.
 - d. To protect the interests of competitors, judges and the event or competition organizers.
 - e. To report on the competition, including a record of all disputes and how adjudicated.
 - f. To instruct the Organizing Committee to make any alterations to the course or arena or to any technical detail associated with the conduct of the competition which he considers necessary.
 - g. To help the Ground Jury to supervise the technical conduct of the competition after he has indicated to the President of the Ground Jury that he is satisfied with the arrangements.
 - h. To satisfy himself that the accommodations for horses, feeding, training areas, etc. are suitable in all respects. The technical delegate must commence his duties early enough to deal with these matters.
 - i. At Dressage Competitions, to observe and report that management and competitors are in compliance with all Dressage Division regulations regarding USEF/USDF Qualifying and Championship classes, Federation Junior Team Championships, and USEF Championships, qualifying and selection trials and observation classes.
 - j. Additional duties of individuals appointed to officiate as Technical Delegates at Endurance Events are listed in EN111 (see GR1021).
 - k. **At Vaulting Competitions, to monitor the horse use rule (VA105) and make sure that horses are not used more than the maximum units allowed. BOD 1/18/09 Effective 12/1/09**

GR1037 Warning Card - Stewards and Technical Delegates.

1. A Warning Card may be issued by a Steward, Technical Delegate, Federation Representative, or Competition Official working in any of these capacities at the competition to any competitor, spectator or participant for improper conduct, or for noncompliance with the rules, provided the issuer considers the conduct not severe enough to cause the issuer to file formal Charges pursuant to GR604.

2. To issue a Warning Card, a Steward, Technical Delegate, Federation Representative, or Competition Official must complete and sign the Warning Card after conferring with at least one official working at the competition and if possible, obtaining the name of at least one witness to the alleged behavior or incident. A copy of the signed Warning Card must be given to the alleged offender at the competition. The warning card must then be sent to the Federation with the Steward's/Technical Delegate's Report Form or Federation Representative's Report Form and noted therein.
3. Upon receipt of the Form, The Federation will send an acknowledgment of its receipt of the Form to the alleged offender advising of the provisions of this Rule.
4. The issuance of a Warning Card is not meant to replace the filing of charges for a willful and serious violation of Federation rules, and shall not prevent the Executive Director from investigating the matter and filing a formal Charge pursuant to this rule and GR604 or from issuing an Administrative Penalty against an individual pursuant to GR616.
5. Within 60 days following the receipt by the Federation of a third Report Form indicating that a competitor, spectator, or participant has been issued three (3) Warning Cards within a twelve (12) month period the Executive Director has the option of either levying a fine of \$500 or issuing a formal Charge pursuant to this Rule and GR604 alleging that the rules have been violated on all or any one of said three occasions pursuant to Chapter 6 of the Rules. If the alleged offender is found in violation of any or all of said violations they may be subject to the penalties set forth in Chapter 7 of the Rules.

GR1038 Conflicts of Interest and Restrictions - Judges. (See also GR107 and GR1304.)

1. A judge may not be an owner of any interest in a horse (including but not limited to syndicate and partnership shares), nor may he/she be an exhibitor, trainer, coach, lessor, lessee, rider, driver, halter handler, steward, technical delegate, or manager, nor may he/she be a family member of a competition licensee, steward, technical delegate or manager at any Federation Licensed Competition at which he/she is officiating, including unrated classes. Exceptions: In the Eventing division and in the Dressage division, except for Dressage Sport Horse Breeding classes, horses may be shown Hors de Concours in classes where the owner is not officiating See also GR1304.17- .20.
2. A judge may not, during a competition at which he/she is judging, be the houseguest of a person who is exhibiting or competing at such competition or whose family is exhibiting or competing at such competition.
3. A judge may not discuss with an exhibitor the purchase, sale or lease of any horse during a competition at which he/she is officiating.
4. A judge may not officiate more than once in the same "A" rated division or section within 125 radial miles during any 20-day period. (Exception Paso Fino Division: A judge may not officiate more than once within two hundred (200) road miles during any thirty (30) day period).

GR1039 Conflicts of Interest and Restrictions - Stewards and Technical Delegates. (See also GR107 and GR1304)

1. The following persons at a given competition are ineligible to serve as stewards and technical delegates: the president, chairman, other Show Committee officers, competition secretary, manager or other competition officials or employees, judges or exhibitors at that competition.
2. No steward or technical delegate may officiate in any competition in which any member of his family or any of his clients is judging.
3. No steward or technical delegate may officiate at a competition if he or any member of his family has any relationship with the competition which constitutes a conflict of interest with the steward's or technical delegate's duties under these rules.
4. No member of a steward's or technical delegate's family, nor any of the steward's or technical delegate's clients, may take part as a trainer, coach, lessor, lessee, exhibitor, rider, driver, handler or vaulter at a competition where the steward or technical delegate is officiating, including unrated classes.
5. In addition to the above restrictions, the following persons may not serve as the technical delegate at an Eventing Competition, **Vaulting Competition** or Dressage competition: *BOD 1/18/09 Effective 12/1/09*
 - a. A close relative of a competitor or owner of a horse entered in the competition.

- b. Chefs d'Equipe whose teams are entered in the competition.
 - c. Instructors or trainers of competitors entered in the competition.
 - d. A member of the Ground Jury, the course designer, a Dressage or Jumping judge at the event.
 - e. The Director (Manager) of the competition or a member of the Director's family.
6. Stewards and technical delegates are not to be used as a ringmaster, announcer, timer or Judge, or in any other position not related to his proper duties at Licensed Competitions where they are officiating.
- a. A Category 1 or Combined Category Steward officiating at a Category 1 competition may not serve in any other position as an official, staff member or volunteer any time during the competition days of a Licensed Competition where he/she is officiating as a Steward. (Exception: after a Steward has entirely completed his/her duties at a Licensed Competition, he/she may serve in another capacity; if a judge, then jumpers only.)
 - b. A Category 2 or Combined Category officiating at a Category 2 competition, or Technical Delegate at any Licensed Competition may not serve as ringmaster, announcer, timer, or Judge, or in any other position not related to his/her proper duties at Licensed Competitions where he/she is officiating. (Exception: after a Steward/Technical Delegate has entirely completed his/her duties at a Licensed Competition, he/she may serve in another capacity.)
7. During the course of a competition, no steward or technical delegate may be the houseguest of a person who is exhibiting, or whose family is exhibiting, at the same competition.
8. A member of a manager's family may not officiate as a judge, steward, or technical delegate at said manager's competition.
9. A steward or technical delegate cannot own or operate any business (i.e. tack shop, braiding business, etc.) at the same competition where he/she is officiating.
10. No Steward or Technical Delegate who is presently receiving, or has received within the past 30 days, any form of compensation from a competition management firm for services other than as a USEF licensed official or schooling supervisor, may officiate at any of said management's competitions.

SUBCHAPTER 10-I LICENSE APPLICATIONS, ENROLLMENT, PROMOTION, AND MAINTENANCE.

GR1040 General.

1. Application must be made on the appropriate official enrollment or promotion form, signed by the applicant, and accompanied by the required fee which is not refundable.
2. Enrollment or promotion as a judge in more than four divisions at any one time will not be considered.
3. It is the responsibility of the licensed official to accomplish all necessary requirements for maintaining their license. The Federation is not required to provide notices of time periods within which requirements must be fulfilled.
4. Applicants for a technical delegate's license must specify on the application whether they are applying for Dressage Competitions, Eventing Competitions, Vaulting Competitions, Combined Driving or Carriage Pleasure Driving Competitions.
5. The Licensed Officials' Committee, not the applicant, will send out evaluations concerning the applicant to such persons listed as references by the applicant and to such licensed officials, members of Division Committees and others as it may elect. No member of the Licensed Officials' Committee may serve as a reference for an applicant for a judge's, steward's or technical delegate's license. All evaluations must be returned to the Committee.
6. In the case of those applicants whose applications are not reviewed by the Licensed Officials' Committee because of an insufficient number of returned evaluation forms, the Committee will so advise the applicants and will hold those applications in a pending file for one more meeting of the Committee.
7. The Committee may require a person of any age to pass a physical examination before considering an application for enrollment, promotion or renewal. The Committee will not reject for physical reasons any application for enrollment, promotion or renewal before a physical examination has been conducted.

8. Unless stated otherwise, all persons when first approved as a judge in a division shall receive Recorded status regardless of age or experience unless the applicant holds Registered status with Equine Canada or status with the FEI, or another National Federation.
9. All persons when first approved as stewards shall receive a Recorded Category 1, Category 2, or Combined Category status regardless of age or experience.
- a. If the applicant is licensed as a Senior or Senior National Steward by Equine Canada, the Licensed Officials Committee has the option to grant either Recorded or Registered status. The following conditions must be met by EC Stewards:
- (1) USEF Steward's clinic must be attended within two years prior to application for USEF status.
 - (2) Upon receipt of the completed application, a written exam will be mailed to the applicant, with 30 days allowed for return; passing score 85%.
 - (3) Verification of Equine Canada status must be provided.
 - (4) USEF Clinic, exam, and officiating requirements to maintain the license apply.
- b. Steward applicants approved in the Endurance division shall automatically receive Registered status.
10. All persons when first approved as Vaulting Technical Delegates shall receive Recorded ('r') status. (Exception: initial grandfather process which will allow either Recorded 'r' or Registered 'R' status at the discretion of the Licensed Officials Committee.)
11. When five years or more have passed since the expiration of a license, every applicant for re-enrollment must complete:
- a. Judges: the learner judging requirements outlined herein. (Exception: Saddlebred and Saddle Seat Equitation Division).
 - b. Stewards and Technical delegates: the requirements outlined under GR1073 (stewards), or the current apprentice program (technical delegates).
 - c. Course Designers: the requirements outlined under GR1046, GR1056, GR1062 and GR1064.

GR1041 Clinic and Officiating Requirements.

1. Any official who fails to fulfill clinic requirements or who fails to meet officiating requirements will not be eligible to have his license renewed and will have to reapply for his status. The Licensed Officials Committee has the option of allowing a one-year clinic extension with officiating restrictions or a one-year officiating extension. All requests must be received in writing via mail, email, or fax.
2. In the event that an official's clinic requirement falls due in a year in which a corresponding clinic is not offered, the deadline will automatically be extended to the following year with no restriction providing all other requirements of the license are met.
3. Documented adjudication of FEI recognized classes at foreign FEI sanctioned competitions will count towards maintaining the same national discipline judge, course designer, or endurance steward license, providing it occurs during the same time frame required by the national license.

GR1042 Andalusian/Lusitano Judges.

1. No application will be considered until ten evaluation forms are returned from members of the Federation, one of which must be a recommendation from a member of the Federation Andalusian/Lusitano Committee.
2. Learner judge at a minimum of three different Federation Licensed Competitions, under three different Federation/Andalusian/Lusitano judges. These requirements must be fulfilled within a three-year period preceding application.
3. All persons applying for enrollment or re-enrollment must have attended a Federation Equestrian/IALHA Andalusian/Lusitano Clinic and receive a passing score of 85% or better on an examination within three years preceding application. Examination to be mailed.
4. The Committee will require Andalusian/Lusitano judges who do not officiate at one Licensed Competition within five years after obtaining a license or for any five year period thereafter, to re-apply for a license.
5. Judges must attend a Federation/IALHA Andalusian/Lusitano Clinic every five years and receive a passing score of 85% or better on an examination. Examination to be mailed.

6. No applicant will be considered for promotion unless he has adjudicated Andalusian/Lusitano divisions in at least two Licensed Competitions during the past three years, verified by stewards' reports.

GR1043 Arabian Judges.

1. No application will be considered unless and until 15 forms which actually evaluate the applicant per division are returned from USEF members, eight of which must be from relevant licensed judges, stewards, technical delegates or committee members.
2. Applicants for enrollment will not be considered unless the applicant served as a Learner judge at a minimum of three Licensed Competitions in an "A" rated Arabian division, under a minimum of three different Federation/AHA Registered Arabian judges, within a two-year period preceding application. A copy of the Learner Judge Report shall be submitted to the Federation.
3. Applicants for enrollment will not be considered unless the applicant has attended a Federation/AHA Judges' Evaluation Clinic, and successfully passed an examination at this clinic within one year preceding application.
4. All Arabian judges must attend, and successfully pass examinations at a Federation/AHA judges' evaluation clinic before being listed on the AHA and Federation approved lists.
5. Arabian judges who do not adjudicate at any Licensed Competitions within three years after obtaining a license, or for any three-year period thereafter, will be required to attend a Federation/AHA judges' evaluation clinic, and successfully pass examinations at this clinic to maintain the license. The substitution of the evaluation clinic for the minimum officiating requirement must be done within the above three-year period.
6. All Arabian judges must attend and successfully complete all requirements of a Federation/AHA judges' clinic at least once every three years. Exception: Regional and National Level 1 Judges must attend and successfully complete all requirements of a Federation/AHA judges' clinic at least once every six years. At the request of the Education Evaluation Commission (EEC), or the AHA Judges and Stewards Commissioner's office, a judge may be required to attend a clinic out of his regular clinic rotation. All Regional and National Judges will receive a mailed exam every two years and must complete it successfully.
7. No applicant will be considered for promotion unless he has adjudicated in at least two Licensed Competitions during the past three years in the division in which he is applying, verified by stewards' reports.

GR1044 Carriage Pleasure Driving Judges.

1. No application will be considered unless and until 15 forms which actually evaluate the applicant per division are returned from USEF members, eight of which must be from relevant licensed judges, stewards, technical delegates or committee members.
2. Applicants for enrollment will not be considered unless they are
 - a. licensed by the FEI or the American Driving Society, or
 - b. have successfully completed a training program planned by the Federation and/or ADS.
4. For an applicant in the Driving Divisions who already holds Registered status with the American Driving Society, the Licensed Officials Committee shall have the option of granting Registered status.
5. The Committee will require judges who do not officiate at one Licensed Competition within five years after obtaining a license or for any five-year period thereafter, to re-apply for a license.
6. All Carriage Pleasure Driving Judges must attend a Federation/ADS Carriage Pleasure Driving Judges' seminar, and receive a score of 85% or better on judges' written examination at least once every three years.
7. No applicant will be considered for promotion unless he has adjudicated in at least two Licensed Competitions during the past three years in the Carriage Pleasure Driving division, verified by technical delegates' reports.

GR1045 Combined Driving Judges.

1. No application will be considered unless and until 15 forms which actually evaluate the applicant per division are returned from USEF members, eight of which must be from relevant licensed judges, stewards, technical delegates or committee members.
2. Applicants for enrollment will not be considered unless they are
 - a. licensed by the FEI or the American Driving Society, or
 - b. have successfully completed a training program planned by the Federation and/or ADS.
3. All Combined Driving Judges must attend a Federation/ADS Combined Driving Judges' seminar, and receive a score of 85% or better on judges' written examination at least once every three years.
4. For an applicant in the Driving Divisions who already holds Registered status with the American Driving Society, the Licensed Officials Committee shall have the option of granting Registered status.
5. The Committee will require judges who do not officiate at one Licensed Competition within three years after obtaining a license or for any three-year period thereafter, to re-apply for a license.
6. No applicant will be considered for promotion unless he has adjudicated in at least two Licensed Competitions during the past three years in the Combined Driving division, verified by technical delegates' reports.

GR1046 Combined Driving Course Designer.

1. Applicants for status as a Combined Driving Course Designer must fulfill the requirements for such status and be approved by the Federation Licensed Officials Committee.
2. Minimum eligibility requirements for enrollment in the training program as an Apprentice.
 - a. Must have competed at the Advanced level at four (4) or more USEF-licensed Combined Driving events, or
 - b. Have instructed at least two (2) drivers who meet this requirement or
 - c. Show evidence of practical experience with Combined Driving at the Advanced level.
 - d. Must have designed courses at the Preliminary level or above at a minimum of two (2) different sites.
 - e. Must receive a minimum score of 85% on the written open-book Combined Driving Course Designers' Examination, which will be mailed to applicants for enrollment in the training program.
3. Registered Combined Driving Course designers must be the Course Designer at a minimum of one (1) course during a three-year period.
4. Combined Driving Course Designers must attend a USEF or FEI Combined Driving Course Design course once every three years and receive a minimum score of 85% on the closed-book written examination given at the conclusion of the course.
5. Minimum eligibility requirements to receive Registered "R" status.
 - a. Complete a USEF or FEI Combined Driving Course Design course.
 - b. Receive a minimum score of 85% on the closed-book written examination given at the conclusion of said course.
 - c. Complete apprenticeship with two different USEF Course Designers at two events at the Intermediate level or above.
 - d. Receive a minimum of fifteen (15) evaluations, at least eight (8) of which must come from the current list of USEF Combined Driving Judges, Technical Delegates, and Course Designers, and the remaining obtained from members of the USEF Driving Committee, Combined Driving organizers, or USEF members who are Combined Driving competitors have been received.

GR1047 Combined Driving and Carriage Pleasure Driving Technical Delegate.

1. No application will be considered unless and until fifteen forms with an evaluation of the applicant per division are returned from members of the Federation, eight of which must be from relevant licensed judges, stewards, technical delegates or committee members.
2. Applicants for enrollment in the Carriage Pleasure Driving or Combined Driving Divisions will not be considered unless they:

- a. are licensed by the FEI or the American Driving Society, or
 - b. have successfully completed a training program planned by the Federation and ADS.
3. For an applicant in the Driving Divisions who already holds Registered status with the American Driving Society, the Licensed Officials Committee shall have the option of granting Registered status.
 4. All technical delegates must attend a Federation technical delegates clinic at least once every three years.
 5. All technical delegates must take a technical delegates' examination once every three years and must receive a mark of 85% or better before their license is renewed.
 6. Any technical delegate who fails to meet the clinic requirement will not have his license automatically renewed and will have to reapply for his status.

GR1048 Connemara Judges.

1. In the Connemara Division, ten forms with an evaluation of the applicant must be received for an application to be considered. Of those ten, five must be recommendations received from USEF licensed officials and/or current USEF Connemara Committee members.
2. Applicants for enrollment will not be considered unless the applicant served as a Learner Judge at a minimum of two Federation licensed competitions, under a minimum of two different Federation Connemara judges, within a five-year period preceding the application.
3. All persons applying for enrollment or re-enrollment must have attended a Federation judges' clinic within three years preceding application.
4. Registered and Recorded Connemara judges must attend a Federation judges' clinic at least once every five years and pass an examination with a score of 85% or better before they are eligible to renew the license.
5. The Committee will require Connemara judges who do not officiate in the Connemara Division at one Licensed Competition within three years after obtaining a license or for any three-year period thereafter, to re-apply for a license.
6. No applicant will be considered for promotion unless he has adjudicated in at least two Licensed Competitions during the past three years in the division in which he is licensed, verified by stewards' reports.

GR1049 Dressage Judges.

1. No application will be considered unless and until 15 forms which actually evaluate the applicant per division are returned from USEF members, at least 12 of the 15 must be from licensed Dressage Judges, Dressage or Eventing technical delegates or members of the Federation Dressage Committee.
2. Applicants must complete the current training program of the Federation Dressage Committee, approved by the Federation Licensed Officials' Committee. Information on application procedure and on the current program is available from the Federation Office. If otherwise eligible, currently licensed, or retired, foreign FEI Dressage judges may apply for Federation Senior (S) Dressage judge classification and are exempted from participation in any Federation training program for judge licensing or promotion.
3. All judges must attend a Federation judges' clinic at least once every three years.
 - a. Recorded and Registered Dressage judges must attend a national level clinic.
 - b. Senior Dressage judges must attend a National and an International Level clinic. In the event that an (S) judge's clinic requirement falls due in a year when there is no International level clinic, the deadline will automatically be extended to the following year.
4. Dressage judges must judge four Licensed Dressage competitions, Regular Competitions (with open or breed-restricted Dressage divisions) and/or Eventing Competitions every two years or the license will not be automatically renewed. Regular competitions with breed-restricted Dressage Divisions must be less than 50% of the total number of competitions required to renew the license.
5. Dressage and Dressage Sport Horse Breeding judges must also take a separate open-book written examination every three years and receive a mark of 85% or better before their license is reissued.

6. Applicants for change of status must complete the current training program of the Federation Dressage Committee, approved by the Licensed Officials Committee. Information on application procedure and on the current program is available from the Federation Office.
7. Any judge licensed by the Federation to judge Dressage classes must be a current member in good standing of the United States Dressage Federation (USDF).

GR1050 Dressage Sport Horse Breeding Judges.

1. No application will be considered unless and until 15 forms which actually evaluate the applicant per division are returned from USEF members, eight of which must be from relevant licensed judges, stewards, technical delegates or committee members.
2. Applicants must complete the current training program of the Federation Dressage Committee, approved by the Federation Licensed Officials' Committee. Information on application procedure and on the current program is available from the Federation Office.
3. All judges must attend a Federation judges clinic at least once every three years. In the event that a Dressage Sport Horse Breeding clinic requirement falls due in a year when there is no Dressage Sport Horse Breeding clinic, the deadline will automatically be extended to the following year.
4. The Committee will require judges who do not officiate at one Licensed Competition within three years after obtaining a license or for any three-year period thereafter, to re-apply for a license.
5. Dressage Sport Horse Breeding judges must take a separate open-book written examination every three years and receive a mark of 85% or better before their license is reissued.
6. Any judge licensed by the Federation to judge Dressage Sport Horse Breeding (DSHB) classes must be a current member in good standing of the United States Dressage Federation (USDF).

GR1051 Dressage Technical Delegates.

1. No application will be considered unless and until fifteen forms with an evaluation of the applicant per division are returned from members of the Federation, 12 of which must be from the current roster of Dressage judges or technical delegates or current members of the Federation Dressage Committee.
2. Applicants to become a Dressage technical delegate must complete the current training program of the Federation Dressage Committee. The program must also be approved by the Federation Licensed Officials' Committee. Information on the application procedure and on the current program is available from the Federation office.
3. All technical delegates must attend a Federation technical delegates clinic at least once every three years.
4. In order to maintain his/her license, a Registered (R) Dressage Technical Delegate must have attended a Federation Dressage/DSHB Pony Measurement Certification clinic where certification testing to measure ponies for dressage or DSHB is conducted. Recorded (r) Dressage Technical Delegates must attend a Federation Dressage/DSHB Pony Measurement Certification clinic prior to January 1, 2011 where certification testing to measure ponies for dressage or DSHB is conducted.
5. Federation Dressage/DSHB Pony Measurement Certification clinics must include a live measurement evaluation (including a practical and written examination), which must be passed with a minimum score in each section of 75% or better. In addition, in order to obtain a passing score in the practical examination, the person being evaluated must receive scores of "5" or above in every category.
6. Once measurement certification is required, a Dressage Technical Delegate who fails the measurement certification examination will not have his/her license renewed the next membership year and will have to attend another clinic and pass the measurement evaluation before applying to have his/her license reinstated at his/her original status.
7. All technical delegates must take a technical delegates' examination once every three years and must receive a mark of 85% or better before their license is renewed.
8. The Committee will require those technical delegates who do not officiate at a minimum of three Licensed Competitions within three years after obtaining a license or any three-year period thereafter, to re-apply for a license.

9. A Registered (R) or Recorded (r) Dressage Technical Delegate must be a current member in good standing of the United States Dressage Federation (USDF).

GR1052 Endurance Judges.

1. No application will be considered unless and until eight forms which actually evaluate the applicant are received. All recommendations must be from licensed FEI Endurance Officials and/or Endurance Committee members.
2. Applicants for enrollment in the Endurance Division will not be considered unless they are licensed by the FEI or have successfully completed a training program recognized by the Federation.
3. Applicants approved in the Endurance Division shall automatically receive Registered status.
4. Endurance judges must attend a Federation approved continuing education course at least once every four years.
5. Endurance judges must act as a Technical Delegate, member of the Ground Jury or Steward at a CEI*** or higher event at least once every two years or the individual will not be eligible to apply for a renewal of his/her license.

GR1053 Endurance Stewards.

1. No application will be considered unless and until eight recommendations are received. All recommendations must be from licensed FEI Endurance Officials.
2. Applicants for enrollment in the Endurance Division will not be considered unless they are licensed by the FEI or have successfully completed a training program recognized by the Federation.
3. Endurance Division Chief Stewards must attend a Federation approved continuing education course for Endurance Chief Stewards at least once every four years.
4. The Licensed Officials' Committee will require Endurance stewards who do not officiate at a minimum of three Licensed Competitions within two years after obtaining a license or for any two-year period thereafter, to re-apply for a license.

GR1054 Eventing Judges.

1. No application will be considered unless and until 15 forms which actually evaluate the applicant per division are returned from USEF members who are Licensed Eventing Officials or current members of the Federation Eventing Committee.
2. Applicants must meet minimum requirements and complete the current training program of the Federation Eventing Committee approved by the Federation Licensed Officials Committee. Information on application procedure and the current program is available on the USEF website www.usef.org and also from the Federation Office.
3. Eventing judges must judge at three Federation Licensed Eventing Competitions every three years or the license will not be automatically renewed.
4. All Eventing judges must attend a Federation/USEA Eventing judges' clinic and receive a score of 85% or better on an Eventing judges written examination at least once every three years.
 - a. In the event that a Registered judges' and technical delegates' clinic requirement is due in a year when there is no Registered level clinic, the deadline will automatically be extended to the following year.
 - b. Eventing Judges who do not hold a Federation Dressage Judge's license must also attend a national level Dressage Judges clinic once every three years or a Dressage for Eventing clinic especially organized for this purpose.
5. Eventing applicants for change of status must meet minimum requirements and complete the current training program of the Federation Eventing Committee, approved by the Licensed Officials Committee. Information on application procedure and on the current program is available on the USEF website www.usef.org and also from the Federation Office.

GR1055 Eventing Technical Delegates.

1. No application will be considered unless and until fifteen forms which actually evaluate the applicant per division are returned from Federation Licensed Eventing Officials or current members, 12 of which must be from the current roster of Eventing technical delegates, Eventing judges, or current members of the Federation Eventing Committee.

2. Applicants to become an Eventing technical delegate must meet minimum requirements and complete the current training program of the Federation Eventing Committee. The program must also be approved by the Federation Licensed Officials' Committee. Information on the application procedure and on the current program is available on the USEF website www.usef.org and also from the Federation office.
3. All technical delegates must attend a Federation technical delegates clinic at least once every three years. Any technical delegate who fails to meet the clinic requirement will not have his license automatically renewed and will have to reapply for his status.
4. All technical delegates must take a technical delegates' examination once every three years and must receive a mark of 85% or better before their license is renewed.
5. The Committee will require those technical delegates who do not officiate at a minimum of three Licensed Competitions within three years after obtaining a license or any three-year period thereafter, to re-apply for a license.
6. Eventing technical delegate applicants for change of status must meet minimum requirements and complete the current training program of the Federation Eventing Committee approved by the Licensed Officials' Committee. Information on application procedure and on the current program is available on the USEF website www.usef.org and also from the Federation office.

GR1056 Eventing Course Designers.

1. No application will be considered unless and until 15 forms which actually evaluate the applicant per division are returned from USEF members who are Licensed Eventing Officials or current members of the Federation Eventing Committee. (See GR1056.4 below for additional requirements for Eventing Show Jumping Course Designer.)
2. Applicants for status as an Eventing Course Designer must fulfill the requirements for such status recommended by the Federation Eventing Committee and approved by the Federation Licensed Officials Committee.
3. Cross Country Course Designers.
 - a. Recorded or Registered Cross Country Eventing Course Designers must be the Eventing Cross Country Course Designer at a minimum of three horse trials every three years.
 - b. Eventing Cross Country course designers must attend a continuing education clinic and receive a passing score of 85% or above on a written exam once every three years.
4. Show Jumping Course Designers
 - a. No application will be considered unless and until the USEF Licensed Officials Committee has received written recommendations from two "R" Eventing Technical Delegates and two riders who have officiated/ridden over jumping courses designed by the applicant and from the Eventing Show Jumping Course Advisor, stating that they believe that the applicant has demonstrated the knowledge necessary to design suitable courses and should be issued a license by the Federation. These evaluations will help fulfill the requirement of GR1056.1.
 - b. Eventing Show Jumping Course Designers must officiate at a minimum of two separate Events at the Intermediate, Advanced or FEI two star or higher event every three years to maintain the license.
 - c. Eventing Show Jumping Course Designers must attend either a continuing education USEF Jumping Course Designer clinic or a clinic given by the Eventing Jumping Course Advisor at least once every three years.

GR1057 Friesian Judges.

1. No application will be considered unless and until ten forms which actually evaluate the applicant per division are returned from USEF members, one of which must be a recommendation from a member of the Federation Friesian Committee.
2. Applicants for enrollment in the Friesian Division must learner judge at least three Federation Licensed Competitions, under a minimum of three different Friesian judges within a three-year period preceding application. Exception: If a judge is already licensed as a Registered (R) or Recorded (r) judge in the Andalusian, Arabian, Hackney, Morgan, National Show Horse, Saddlebred, or Welsh divisions, he/she may apply for a Friesian license without learner judging but must attend the USEF Friesian Judges Clinic within a three-year period preceding application.

3. All persons applying for enrollment or re-enrollment must have attended a Federation Friesian Clinic within three years preceding application.
4. All Friesian Judges must attend a Federation Friesian Judges Clinic every five years and receive a passing score of 85% or better on a written exam administered by mail every two years.
5. The Committee will require Friesian judges who do not officiate at one Licensed Competition within five years in the Friesian division after obtaining a license or for any five-year period thereafter, to re-apply for a license.
6. No applicant will be considered for promotion unless he has adjudicated in at least two Licensed Competitions during the past five years, verified by stewards' reports.

GR1058 Hackney Judges.

1. No application will be considered unless and until 15 forms which actually evaluate the applicant per division are returned from USEF members, eight of which must be from relevant licensed judges, stewards, technical delegates or committee members. The applicant will not be considered unless and until questionnaires are approved by at least one-third of the current Federation Hackney Pony Committee and should be familiar with the breed (i.e., breeding, training, showing, etc.)
2. Learner judge a minimum of 5 classes at two Federation Licensed Competitions in the Hackney Division within a three-year period preceding application.
 - a. If a judge is already licensed in the Roadster, Saddlebred or Saddle Seat Equitation divisions, he/she may add an additional license in the Hackney division by enrolling as per GR1058.1 and learner judging a minimum of 5 Hackney classes.
3. All persons applying for enrollment or re-enrollment must have attended a Federation judges' clinic within two years preceding application.
4. Applicants approved in the Hackney Pony Division shall automatically receive Registered status.
5. Judges must take a written examination every two years and receive a passing score of 85% or better to maintain their license. The completed examination must be returned to the Federation within thirty days of receipt. Judges who do not pass the examination on their first attempt will have the opportunity to re-take the exam one additional time.
6. All licensed Hackney judges must attend a Federation judge's clinic at least once every five years.
7. Judges holding a Hackney license must officiate in the Hackney division at a Federation Licensed Competition at least once every five years.
 - a. If a judge does not officiate in any division (in the Hackney, Roadster, Saddlebred or Saddle Seat Equitation divisions) in which he/she is licensed within a five-year period, he/she must re-apply for all licenses.
 - b. If a judge maintains at least one division license within this section but fails to meet the minimum judging requirements of other divisions within this section, he may maintain the license(s) by learner judging a minimum of 10 classes (except for Saddle Seat Equitation, Hackney and Roadster Division where the minimum shall be 5 classes) in that division, provided he has officiated within five years at least one competition in this section.
8. All Federation judges holding a Hackney card must be a current member in good standing with the American Hackney Horse Society.

GR1059 Hunter Judges.

1. Applicants for the Hunter license must apply for a learner judge's permit through the Federation Licensed Officials' Committee. (Exception: individuals currently licensed in at least one of these divisions: Hunter, Hunter Seat Equitation, Hunter Breeding, or Jumper.) Hunter, Hunter Seat Equitation and/or Hunter Breeding learner permit applicants must be a minimum of 21 years old at the time of application, and must have been an active competitor as either a rider, trainer, handler, or coach in these divisions at USEF licensed competitions within the last four years. The completed application form along with the \$60 fee must be returned to the Federation Licensed Officials' Department. If the learner judges permit application is approved by a sub-committee composed of a minimum of three members of the Licensed Officials' committee, the applicant may enter the learner judges training program. The learner judge's permit is valid for three years from the date of issuance. The Learner judge must still apply for individual competitions (\$40 per

competition) through the Federation Licensed Officials' Department. If a permit application is denied, the applicant may reapply after one year. Specific requirements are as follows:

- a. Complete six full days of Learner judging at a minimum of two Federation Licensed Competitions, under a minimum of two different Federation Registered Hunter judges. Applicant must Learner judge at least two complete "A" Rated Conformation Hunter sections. Attendance at the Hunter Breeding Clinic or learner judging one Hunter Breeding section may be substituted for one conformation section. These requirements must be fulfilled within a three-year period preceding application.
 - b. Applicants in the Judges Mentor Program must meet the requirements set forth by the National Hunter Committee and/or USHJA Officials Education Committee and be approved by the Federation Licensed Officials Committee. Information on application procedure and on the current program is available from the Licensed Officials department in the Federation office.
2. No application will be considered unless and until 15 forms which actually evaluate the applicant per division are returned from USEF members, eight of which must be from relevant licensed judges, stewards, technical delegates or committee members.
 3. The Committee will require judges who do not officiate at one Licensed Competition within three years in the Hunter division after obtaining a license or for any three-year period thereafter, to re-apply for a license.
 4. All persons applying for enrollment (including Fast Track Hunter/Hunter Seat Equitation Judge Program), re-enrollment or promotion must have attended a Federation judges' clinic within two years preceding application.
 5. Recorded judges must attend a Federation judges' clinic at least once every three years.
 6. Registered judges must attend a Federation judges' clinic at least once every five years.
 7. In the Hunter Division, an applicant for promotion must have adjudicated in at least six Licensed Competitions during the past three years in the division in which he/she is licensed. At four of the six competitions, the applicant for promotion must judge "A" rated divisions or sections. Registered Hunter judges that a candidate officiates with in the "A" rated divisions or sections must fill out an evaluation form on the recorded judge seeking promotion.
 - a. Information on the "R" Fast Track program for recorded ("r") Hunter and/or Hunter Seat Equitation judges who meet the requirements set forth by the Federation Hunter Committee, in conjunction with USHJA, and approved by the Licensed Officials Committee is available from the Licensed Officials Department.
 8. Any judge officiating USEF Open (not restricted to a breed) hunter and/or jumper classes must be a current member in good standing of the United States Hunter Jumper Association, Inc.

GR1060 Hunter Breeding Judges.

1. Applicants for the Hunter Breeding license must apply for a learner judge's permit through the Federation Licensed Officials' Committee. (Exception: individuals currently licensed in at least one of these divisions: Hunter, Hunter Seat Equitation, Hunter Breeding, or Jumper.) Hunter, Hunter Seat Equitation and/or Hunter Breeding learner permit applicants must be a minimum of 21 years old at the time of application, and must have been an active competitor as either a rider, trainer, handler, or coach in these divisions at USEF licensed competitions within the last four years. The completed application form along with the \$60 fee must be returned to the Federation Licensed Officials' Department. If the learner judges permit application is approved by a sub-committee composed of a minimum of three members of the Licensed Officials' committee, the applicant may enter the learner judges training program.

2. No application will be considered unless and until 15 forms which actually evaluate the applicant per division are returned from USEF members, eight of which must be from relevant licensed judges, stewards, technical delegates or committee members. The learner judge's permit is valid for three years from the date of issuance. The Learner judge must still apply for individual competitions (\$40 per competition) through the Federation Licensed Officials' Department. If a permit application is denied, the applicant may reapply after one year. Specific requirements are as follows:

- a. Learner judge at least three complete Hunter Breeding sections at three Federation Licensed Competitions under three different Federation Hunter Breeding judges within a three-year period preceding application. Letters of recommendation must be received from all judges with whom applicant officiates.
 - b. A Registered Hunter judge with five or more years of judging experience, may apply for a Hunter Breeding license after completing two complete Hunter Breeding sections at two Federation Licensed Competitions under two different Federation Hunter Breeding judges within a three-year period preceding application.
 - c. A "R" Hunter judge with a minimum of five years judging experience may apply his/her Hunter Breeding Guest judging towards his/her learner judging requirements.
 - d. Letters of recommendation must be received from all judges with whom applicant officiates. Exception: A person who has been approved by the Continuing Education Committee and has conducted a Hunter Breeding Clinic will have fulfilled the requirements of application. Applicant must still go through regular process of letters of recommendation from Federation Senior Members.
3. All persons applying for enrollment or re-enrollment must have attended a Federation judges clinic within two years preceding application.
 4. Applicants approved in the Hunter Breeding Division shall automatically receive Registered status.
 5. Hunter Breeding Judges must judge at least one "C" rated Hunter Breeding Division every five years in order to retain their license. If this requirement is not met, judges may attend a Hunter Breeding Clinic the 6th year before their license is reissued.

GR1061 Hunter Seat Equitation Judges.

1. Applicants for the Hunter Seat Equitation license must apply for a learner judge's permit through the Federation Licensed Officials' Committee. (Exception: individuals currently licensed in at least one of these divisions: Hunter, Hunter Seat Equitation, Hunter Breeding, or Jumper.) Hunter, Hunter Seat Equitation and/or Hunter Breeding learner permit applicants must be a minimum of 21 years old at the time of application, and must have been an active competitor as either a rider, trainer, handler, or coach in these divisions at USEF licensed competitions within the last four years. The completed application form along with the \$60 fee must be returned to the Federation Licensed Officials' Department. If the learner judges permit application is approved by a sub-committee composed of a minimum of three members of the Licensed Officials' committee, the applicant may enter the learner judges training program. The learner judge's permit is valid for three years from the date of issuance. The Learner judge must still apply for individual competitions (\$40 per competition) through the Federation Licensed Officials' Department. If a permit application is denied, the applicant may reapply after one year. Specific requirements are as follows:
 - a. Learner judge at least ten classes of Open Equitation (Open Equitation, Federation Medal, Federation Pony Medal, Federation Adult Equitation, ASPCA Maclay, USEF, WIHS) at a minimum of two Federation Licensed Competitions, under a minimum of two different Federation Registered Hunter Seat Equitation Judges. At least one competition must have "A" rated Hunter sections. These requirements must be fulfilled within a three-year period preceding application.
 - b. Applicants in the Judges Mentor Program must meet the requirements set forth by the National Hunter Committee and/or USHJA Officials Education Committee and be approved by the Federation Licensed Officials Committee. Information on application procedure and on the current program is available from the Licensed Officials department in the Federation office.
2. No application will be considered unless and until 15 forms which actually evaluate the applicant per division are returned from USEF members, eight of which must be from relevant licensed judges, stewards, technical delegates or committee members.
3. All persons applying for enrollment (including Fast Track Hunter/Hunter Seat Equitation Judge Program), re-enrollment or promotion must have attended a Federation judges' clinic within two years preceding application.
4. Recorded judges must attend a Federation judges' clinic at least once every three years.
5. Registered judges must attend a Federation judges' clinic at least once every five years.

6. The Committee will require judges who do not officiate at one Licensed Competition within three years in the Hunter Seat Equitation division after obtaining a license or for any three-year period thereafter, to re-apply for a license.
7. An applicant for promotion must have adjudicated in at least six Licensed Competitions during the past three years in the division in which he/she is applying. At four of the six competitions, the applicant for promotion must judge "A" rated divisions or sections. Registered Hunter and Hunter Seat Equitation judges that a candidate officiates with in the "A" rated divisions or sections must fill out an evaluation form on the recorded judge seeking promotion.
 - a. Information on the "R" Fast Track program for recorded ("r") Hunter and/or Hunter Seat Equitation judges who meet the requirements set forth by the Federation Hunter Committee, in conjunction with USHJA, and approved by the Licensed Officials Committee is available from the Licensed Officials Department.

GR1062 Hunter, Hunter Seat Equitation Course Designers.

1. No application will be considered unless and until 10 evaluations are returned from members of the Federation, five of which must come from relevant comparable discipline licensed judges, stewards, technical delegates or committee members.
2. Requirements to enroll in the program:
 - a. Applicants must have served as an Apprentice Course Designer at a minimum of 3 competitions, under a minimum of two different Federation "R" Course Designers.
 - b. Each Applicant must receive, in writing, from "R" Course Designer:
 - (1) Verification that the Applicant has assisted, throughout two or more days of competition with all aspects of course design and building.
 - (2) Verification that they believe that the Applicant has demonstrated the knowledge necessary to design suitable courses and be issued a "r" license by the Federation.
3. Requirements to obtain Recorded 'r' status:
 - a. the applicant will apply to a "R" Course Designer and Competition Manager for permission to work as an apprentice course designer.
 - b. The applicant must work at a minimum of three USEF Licensed Hunter competitions assisting two different "R" Course Designers within the previous three years.
 - c. The applicant must attend a USEF Hunter Course Designers clinic within two years prior to application.
4. To maintain his/her license, the hunter course designer must attend a USEF Hunter Course Designers clinic at least once every five years.
5. To be eligible for promotion, the individual must have served as the Official Hunter Course Designer at a minimum of five "A" or three "AA" horse shows within the previous three years.
6. All applicants and licensed Hunter Course Designers must be an active or associate member in good standing of the United States Hunter Jumper Association, Inc.

GR1063 Jumper Judges.

1. Applicants for the Jumper license must apply for a learner judge's permit through the Federation Licensed Officials' Committee. (Exception: individuals currently licensed in at least one of these divisions: Hunter, Hunter Seat Equitation, Hunter Breeding, or Jumper.) The completed application form along with the \$60 fee must be returned to the Federation Licensed Officials' Department. If the learner judges permit application is approved by a sub-committee composed of a minimum of three members of the Licensed Officials' committee, the applicant may enter the learner judges training program. The learner judge's permit is valid for three years from the date of issuance. The Learner judge must still apply for individual competitions (\$40 per competition) through the Federation Licensed Officials' Department. If a permit application is denied, the applicant may reapply after one year. Specific requirements are as follows:
 - a. Learner judge twenty classes including two full days in the Jumper Division with a Federation Registered Jumper judge at a minimum of two Federation Licensed Competitions offering \$2,500 or more in prize money in their Jumper Division.
 - b. The learner judge must have no other duties or responsibilities at the competition where he/she is fulfilling his/her requirements.

- c. Learner judges must demonstrate to the Registered Jumper Judge their ability to keep a jumper scorecard and also to operate the timing equipment.
- d. These requirements must be fulfilled within a three-year period preceding application. In addition, applicants must attend a Federation Jumper Clinic and pass a written examination, administered in conjunction with the Clinic, with a mark of 85% or better.
2. No application will be considered unless and until 15 forms which actually evaluate the applicant are returned from USEF members, eight of which must be from relevant licensed judges, stewards, technical delegates or committee members.
3. All persons applying for enrollment, re-enrollment or promotion must have attended a Federation judges' clinic within two years preceding application.
4. A Recorded (r) Jumper judge must take a written examination every two years and receive a mark of 85% or better before his/her license is reissued.
5. A Registered (R) Jumper judge must take a written examination every four years and receive a mark of 85% or better before his/her license is reissued.
6. Registered (R) Jumper Judges that have held 'R' status over 20 years, upon 2/3 vote of the National Jumper Committee at a properly noticed meeting, may receive the title "Master." The person may only be nominated for this "Masters" status by at least three currently sitting members of the National Jumper Committee.
7. Recorded ("r") jumper judges must attend a Federation Jumper Clinic at least once every two years.
8. Registered ("R") jumper judges must attend a Federation Jumper Clinic at least once every four years.
9. The Committee will require judges who do not officiate at one Licensed Competition within three years in the Jumper division after obtaining a license or for any three-year period thereafter, to re-apply for a license.
10. No applicant will be considered for promotion unless he has adjudicated in at least two Licensed Competitions during the past three years in the Jumper division, verified by stewards' reports.
11. Foreign FEI Jumper Judges may apply to the Licensed Officials Department for a USEF Registered Jumper Judge card by fulfilling the following requirements:
 - a. Attend a USEF Jumper Judges' Clinic,
 - b. Successfully complete the Jumper Judges written exam with a score of 85% or higher, and
 - c. Obtain approval from the National Jumper Committee.
12. Any judge officiating USEF Open (not restricted to a breed) hunter and/or jumper classes must be a current member in good standing of the United States Hunter Jumper Association, Inc.

GR1064 Jumper Course Designer.

1. No application will be considered unless and until ten questionnaires are returned from members of the Federation, two of which must come from members of the Federation Jumper Committee.
2. To be eligible to apply for licensing as an 'r' Jumper Course Designer applicants must have officiated as the Course Designer (verified by steward's reports) for a minimum of three One Star or higher competitions with a minimum of three days at each competition in the secondary or an annex ring under the guidance of at least two different 'R' or FEI Course Designers. These Course Designers will certify whether or not they believe that the applicant has demonstrated the knowledge necessary to design suitable courses and be issued an 'r' license by the Federation.
 - a. Applicants will be required to have attended a Course Design Clinic (Federation or FEI) and must also have taken, and received a passing score, on the Federation Jumper Judges Examination.
 - b. These requirements must be met within the two years preceding application.
3. All Applicants for a license, or for promotion, must have attended a Federation or FEI Course Design Clinic within the two years prior to application. Attendance at an FEI Course Design Clinic, with the Course Director's recommendation for the promotion of the applicant, must be documented prior to submission of any application to the FEI, for either licensing or promotion.

4. All licensed Course Designers will be required to attend a Course Design Clinic (Federation or FEI) every three years to maintain their 'r' license and five years to maintain their 'R' license.
5. All applicants who hold an Equine Canada Jumper Course Design card will be given the same status for The Federation.
6. To be eligible to apply for promotion to 'R' Jumper Course Designer the individual must have:
 - a. held a 'r' for two years,
 - b. designed courses at a minimum of 10 One Star or better higher competitions, (verified by steward's reports) and
 - c. have the recommendations of two FEI Course Designers who have each witnessed the applicant's courses at these competitions.
7. To be eligible to apply for enrollment as an FEI Candidate Course Designer, the individual must be a Registered "R" USEF National Course Designer and must have fulfilled the following requirements:
 - a. have held a 'R' license for a minimum of 2 years;
 - b. have apprenticed with a minimum of two different 'I' Course Designers for a total of not less than 6 days of competition;
 - c. have been the Course Designer (as indicated in the prize list or Stewards Report) for a minimum of three competitions offering a minimum of \$25,000 in prize money at a minimum of National Standard;
 - d. obtain letters of recommendation from,
 - (1) a minimum of two different management groups with competitions offered at the International (or FEI) Standard,
 - (2) two "I" Course Designers with whom the applicant has apprenticed, and
 - (3) a minimum of 3 different High Performance athletes familiar with the applicant's work in National Standard events.
 - e. Following approval for the promotion the applicant must be passed for promotion at an official FEI Course Design clinic.
7. All licensed Course Designers must be a current member in good standing of the United States Hunter Jumper Association, Inc.

GR1065 Morgan Judges.

1. No application will be considered unless and until 15 forms which actually evaluate the applicant per division are returned from USEF members, eight of which must be from relevant licensed judges, stewards, technical delegates or committee members.
2. All applicants must attend two AMHA judge's schools, every session of the first school and practical sessions of the second school and serve as a learner judge at a minimum of one Licensed competition in an "A" rated Morgan Division at an all Morgan competition, within a two year period preceding application and receive a passing score of 85% to be eligible for enrollment. A copy of the Learner Judge Report shall be submitted to the Federation Licensed Officials Department. Exceptions:
 - a. recorded "r" Federation licensed judges from any discipline must attend all sessions of two AMHA judges' schools within two years preceding application and receive a passing score to be eligible for enrollment.
 - b. Registered "R" Federation licensed judges from any discipline must attend all sessions of an AMHA judges' school within two years preceding application and receive a passing score to be eligible for enrollment.
3. Judges licensed in the Morgan Division and all persons applying for enrollment, re-enrollment or promotion must take an examination and receive a passing score in order to fulfill the judges' clinic and/or judges' school requirement.
4. Recorded ("r") Morgan judges must attend a Federation/AMHA judges' school at least once every three years.
5. Registered ("R") Morgan judges must attend a Federation/AMHA judges' school at least once every five years.
6. The Committee will require Morgan judges who do not officiate in the Morgan Division at one Licensed Competition within five years after obtaining a license or for any five-year period thereafter, to re-apply for a license.

7. No applicant will be considered for promotion unless he has adjudicated in at least two Licensed Competitions during the past three years in the division in which he is licensed, verified by stewards' reports.

8. All Registered (R) and Recorded (r) Federation judges holding a Morgan card must be a current member in good standing of the American Morgan Horse Association.

GR1066 National Show Horse Judges.

1. No application will be considered unless and until 15 forms which actually evaluate the applicant per division are returned from USEF members, eight of which must be from relevant licensed judges, stewards, technical delegates or committee members.

2. Learner judge at a minimum of two Federation Licensed Competitions, under a minimum of two different Federation National Show Horse Judges, within a two-year period preceding application.

a. If already a licensed judge in the Hackney, Roadster, Morgan, Saddlebred, Saddle Seat Equitation, or Arabian divisions he/she may obtain a National Show Horse license by enrolling as per the respective division requirements and Learner judging a minimum of five classes in the National Show Horse division at a Federation Licensed Competition.

(1) Registered (R) judges in the Saddlebred or Arabian divisions are not required to complete any Learner judging prior to applying for a license in the National Show Horse division.

3. All persons applying for enrollment or re-enrollment must have attended a Federation National Show Horse judges clinic within 2 years preceding application.

4. Judges must attend a Federation National Show Horse judges' clinic at least once every five years and receive a passing score of 85% or higher on a written examination every two years.

5. National Show Horse Judges do not have officiating requirements, but will be required to complete the clinic and exam requirements or the license will not be automatically renewed.

6. No applicant will be considered for promotion unless he has adjudicated in at least two Licensed Competitions during the past three years in the National Show Horse division, verified by stewards' reports.

GR1067 Paso Fino Judges.

1. Judges in the Paso Fino Division must be at least 25 years of age.

2. Ten forms which actually evaluate the applicant must be received from USEF members. Of those ten, five recommendations must be from USEF licensed officials and/or current USEF Paso Fino Committee members.

3. Applicants for enrollment in the Paso Fino Division will not be considered unless they are licensed as a Certified Judge by the Paso Fino Horse Association, attended a PFHA/Federation clinic within three years preceding application, and passed an open book written exam administered at the clinic on USEF General Rules and responsibilities, receiving a score of 85% or better. *If individual does not receive a passing score then he/she is required to attend another PFHA/Federation clinic and take an examination at the clinic.*

4. Recorded (r) or Registered (R) judges who hold a Certified Judge (C) PFHA license are required to attend a PFHA/Federation clinic at least once every three (3) years.

5. Recorded (r) or Registered (R) judges who hold a Senior Certified (SC) PFHA license are required to attend a PFHA/Federation clinic at least once every five (5) years.

6. Recorded (r) or Registered (R) judges are required to take a written exam to be administered by mail once every three (3) years and receive a score of 85% or better before their license is renewed. The exam will be administered to all Paso Fino judges starting in the 2008 competition year and then to all judges every three years thereafter. *If an individual does not receive a passing score on the examination then he is required to attend another PFHA/Federation clinic and take an examination at the clinic.*

EC 2/16/10 Effective 9/1/10

7. The Committee will require judges who do not officiate at one Licensed Competition within three years in the Paso Fino division after obtaining a license or for any three-year period thereafter, to re-apply for a license.

8. An applicant for promotion must have adjudicated in at least six Federation Licensed competitions in the past three years where a minimum of 100 horses competed, verified by stewards' reports.
9. Applicants for change of status must have completed a written exam administered by mail on USEF General Rules and responsibilities to USEF within past two years and received a score of 85% or better.
10. All Registered (R) and Recorded (r) USEF Judges holding a Paso Fino card must be a current member in good standing with the Paso Fino Horse Association.

GR1068 Reining Judges.

1. In the Reining Horse Division, a judges' application will not be considered unless and until ten forms which actually evaluate the applicant are returned from USEF members; three evaluation forms must be from USEF/NRHA judges.
2. An applicant for enrollment in the Reining Division must be a current NRHA judge and must comply with the requirements of Chapter 10.
3. Reining judges must hold a National Reining Horse Association judge's card. Reining judges must have attended and passed an NRHA school at least once every two years. Individuals with 'r' status as Reining judges as of the effective date of this rule who do not yet have an NRHA card will have until the end of the 2009 competition year to meet this requirement or the license will expire on November 30, 2009.
4. For an applicant in the Reining Division who already holds a National Reining Horse Association judge's card, the Licensed Officials Committee shall have the option of granting Registered status.
5. Recorded "r" Reining judges must have attended and passed an NRHA applicant's seminar at least once every two years.
6. Reining judges must officiate reining classes at a Licensed Regular, Local or Reining Competition or FEI Reining Event at least once every five years or this license will not automatically be renewed. The LOC will consider NRHA officiating as fulfillment of this requirement on a case-by-case basis.
7. No applicant will be considered for promotion unless he has adjudicated in at least two Licensed Competitions during the past three years in the Reining division, verified by stewards' reports.

GR1069 Roadster Judges.

1. No application will be considered unless and until 15 forms which actually evaluate the applicant per division are returned from USEF members, eight of which must be from relevant licensed judges, stewards, technical delegates or committee members.
2. Learner judge a minimum of two days at two Federation Licensed Competitions under a minimum of two different Federation licensed Roadster judges within a three year period preceding application.
 - a. If a judge is already licensed in the Hackney, Saddlebred or Saddle Seat Equitation divisions, he/she may add an additional license in the Roadster division by enrolling as per GR1069.1 and learner judging a minimum of 5 Roadster classes.
3. All persons applying for enrollment or re-enrollment must have attended a Federation judges' clinic within two years preceding application.
4. All Recorded and Registered judges must attend a Federation Roadster Judges' Clinic at least once every five years. Clinics to be held each year and shall be conducted with the Saddlebred and Saddle Seat clinics together in one day.
5. Judges must take a written examination every two years and receive a passing score of 85% or better to maintain their license. The completed examination must be returned to the Federation within thirty days of receipt. Judges who do not pass the examination on their first attempt will have the opportunity to re-take the exam one additional time.
6. Roadster judges must officiate at a Federation Licensed Competition at least once every five years.
 - a. If a judge does not officiate in any division (in the Hackney, Roadster, Saddlebred or Saddle Seat Equitation divisions) in which he/she is licensed within a five-year period, he/she must re-apply for all licenses.
 - b. If a judge maintains at least one division license within this section (6a above) but fails to meet the minimum judging requirements of other divisions within this section, he/she may maintain the Roadster license by learner judging a minimum of 5 classes in

the Roadster division, provided he/she has officiated within five years at least one competition in this section.

7. No applicant will be considered for promotion unless he has adjudicated in at least two Licensed Competitions during the past three years in the Roadster division, verified by stewards' reports.

GR1070 Saddlebred Judges.

1. No application will be considered unless and until 15 forms which actually evaluate the applicant per division are returned from USEF members, eight of which must be from relevant licensed judges, stewards, technical delegates or committee members.

2. Learner judge a minimum of four days at two Federation Licensed Competitions, under a minimum of two different Federation Saddlebred Horse judges, within a three-year period preceding application.

a. If a judge is already licensed in the Hackney, Roadster or Saddle Seat Equitation divisions, he/she may add an additional license in the Saddlebred division by enrolling as per GR1070.1 and learner judging a minimum of ten Saddlebred classes.

3. All persons applying for enrollment or re-enrollment must have attended a Federation judges' clinic within two years preceding application.

4. Registered and Recorded Saddlebred Horse judges must attend a Federation judges' clinic at least once every five years. Clinics will be held each year and shall be conducted together in one day. Clinic will replace written exam. An open book test may be required as part of the clinic.

5. Saddlebred judges must officiate at a Federation Licensed Competition at least once every five years.

a. If a judge does not officiate in any division (in the Hackney, Roadster, Saddlebred or Saddle Seat Equitation divisions) in which he/she is licensed within a five-year period, he/she must re-apply for all licenses.

b. If a judge maintains at least one division license within this section (5a above) but fails to meet the minimum judging requirements of other divisions within this section, he/she may maintain the Saddlebred license by learner judging a minimum of ten classes in the Saddlebred division, provided he/she has officiated within five years at least one competition in this section.

6. No applicant will be considered for promotion unless he has adjudicated in at least two Licensed Competitions during the past five years in the Saddlebred division, verified by stewards' reports.

7. Any judge officiating at Federation licensed Saddlebred classes must be a current member in good standing of the American Saddlebred Horse Association.

GR1071 Saddle Seat Equitation Judges.

1. No application will be considered unless and until 15 forms which actually evaluate the applicant per division are returned from USEF members, eight of which must be from relevant licensed judges, stewards, technical delegates or committee members.

2. Learner judge a minimum of four days at two Federation Licensed Competitions, under a minimum of two different Federation Saddle Seat Equitation judges, within a three-year period preceding application.

a. If a judge is already licensed in the Hackney, Roadster or Saddlebred divisions, he/she may add an additional license in the Saddle Seat Equitation division by enrolling as per GR1071.1 and learner judging a minimum of five Saddle Seat Equitation classes.

3. All persons applying for enrollment or re-enrollment must have attended a Federation judges' clinic within two years preceding application.

4. Registered and Recorded Saddle Seat Equitation judges must attend a Federation judges' clinic at least once every five years. Clinics will be held each year and shall be conducted together in one day. Clinic will replace written exam. An open book test may be required as part of the clinic.

5. Saddle Seat Equitation judges must officiate at a Federation Licensed Competition at least once every five years.

a. If also licensed in a Federation breed division, officiating experience for the Saddle Seat Equitation license may be fulfilled by adjudicating the Saddle Seat Equitation section at an "A" rated breed competition.

- b. If a judge does not officiate in any division (in the Hackney, Roadster, Saddlebred or Saddle Seat Equitation divisions) in which he/she is licensed within a five-year period, he/she must re-apply for all licenses.
 - c. If a judge maintains at least one division license within this section (5a above) but fails to meet the minimum judging requirements of other divisions within this section, he/she may maintain the Saddle Seat Equitation license by learner judging a minimum of five classes in the Saddle Seat Equitation division, provided he/she has officiated within five years at least one competition in this section.
6. No applicant will be considered for promotion unless he has adjudicated in at least two Licensed Competitions during the past five years in the Saddle Seat Equitation division, verified by stewards' reports.

GR1072 Shetland Pony Judges.

1. No application will be considered unless and until 15 forms which actually evaluate the applicant per division are returned from USEF members, eight of which must be from relevant licensed judges, stewards, technical delegates or committee members.
2. All applicants applying for enrollment as a USEF licensed judge must have fulfilled all ASPC requirements for licensure according to GR1072.3 and have attended an ASPC/USEF judges clinic within three years prior to enrollment. Applicant must receive an 85% or better on the USEF exam administered at the clinic on general rules, responsibilities and Shetland Division and submit a report documenting ASPC judging experience.
3. Applicants for enrollment will not be considered unless they are licensed by the American Shetland Pony Club as a Modern and Classic "R", are a ASPC and Federation member in good standing and have attended a ASPC/Federation clinic within three years preceding application.
4. Shetland judges do not have to meet officiating requirements to maintain this license.
5. Judges licensed in the Shetland Division and all persons applying for re-enrollment must meet requirements in GR1072 and receive a passing score of 85% or better on USEF exam on general rules, responsibilities and Shetland Division and have attended ASPC/USEF judges clinic within three years prior to reenrollment.
6. In order to renew a Federation license, USEF Shetland judges must hold a current ASPC Modern and Classic "R" judges card, be a current member of ASPC and USEF in good standing, have attended a ASPC/USEF clinic within the past three years and must receive a score of 85% or better on the USEF exam on general rules, responsibilities and Shetland Division.
7. No applicant will be considered for promotion unless he has adjudicated in at least two Licensed Competitions during the past five years in the Shetland division, verified by stewards' reports.

GR1073 Stewards - Category 1, Category 2 and Combined Category.

1. No application will be considered unless and until fifteen forms with an evaluation of the applicant per division are returned from members of the Federation, eight of which must be from relevant licensed judges, and/or stewards from the same Category.
2. Following the completion of the apprentice and clinic requirements and after the Federation receives the Confirmation of Completion Form, the applicant will be given a written examination which must be completed and returned to the Federation within 30 days from the date of postmark. The applicant must receive a grade of 85% or better or the application will be considered void.
3. Category 1, Category 2, Combined Category Stewards: Applicants to become a Category 1, Category 2, or Combined Category Steward must complete the current training program approved by the Federation Licensed Officials' Committee. Information regarding the application procedure, requirements for acceptance into the training program and apprentice requirements for the current program is available from the Federation office.
4. A Recorded Category 1 or Category 2 steward must attend the corresponding Category 1 or Category 2 Federation Stewards clinic at least once every three years. A Recorded Combined Category steward must attend the corresponding Category 1 and Category 2 Federation Stewards clinics at least once every three years.
5. A Registered Category 1 or Category 2 steward must attend the corresponding Category 1 or Category 2 Federation Stewards clinic at least once every five years. A

Registered Combined Category steward must attend the corresponding Category 1 and Category 2 Federation Stewards clinics at least once every five years.

6. Steward clinics must include a live measurement evaluation, which must be passed with a score of 85% or better.
 - a. If a steward fails the measurement evaluation he will not have fulfilled their clinic requirement. A Steward who does not meet all clinic requirements will not have his/her license renewed the following year and will have to attend another clinic and pass the measurement evaluation before applying to have his license reinstated at his original status.
7. Any steward who fails to meet the clinic requirement, including the measurement evaluation for both C1 and C2 stewards, will not have his license automatically renewed and will have to reapply for his status.
8. Written examination
 - a. Registered and recorded Category 1 and Category 2 stewards must take the corresponding Category 1 or Category 2 Federation stewards' examination once every three years and must receive a mark of 85% or better before their license is renewed. Registered and recorded Combined Category stewards must take both the Category 1 and Category 2 Federation Stewards' examination once every three years and must receive a mark of 85% or better before their license is renewed.
9. In order to officiate Federation Licensed AHA approved competitions that are restricted to Arabians and Half/Anglo Arabians, stewards must meet Federation licensing requirements and must also have passed the AHA approved Arabian stewards test, and also attended a special session for AHA approved Arabian stewards at a Federation stewards clinic.
10. Officiating requirements:
 - a. The Licensed Officials' Committee will require Category 1 and Category 2 stewards who do not officiate at a minimum of three Licensed Competitions within three years after obtaining a license or for any three-year period thereafter, to re-apply for a license.
 - b. The Licensed Officials' Committee will require Combined Category stewards who do not officiate at a minimum of three Licensed Competitions in both Category 1 and Category 2 divisions and sections at a Licensed Competition within five years after obtaining a license or for any five-year period thereafter, to re-apply for a license.
11. Promotion Procedures.
 - a. No recorded steward will be considered for promotion unless the applicant has officiated as a Category 1, Category 2, or Combined Category steward in at least five Licensed Competitions during the past three years, verified by stewards' reports.
 - b. Applicants for promotion must have taken an examination and receive a mark of 85% or better within the past 12 months.
 - c. An applicant for promotion as a Category 1 or Combined Category Steward must have documented experience of having officiated with at least two different Supervisors of Schooling in classes of \$25,000 or more.
 - d. No applicant steward under 25 years of age will be considered for promotion unless he has served as a Recorded Category 1, Category 2, or Combined Category steward for at least two years.
12. Applicants in the Stewards Mentor Program must meet the requirements set forth by the Licensed Officials Committee and the USHJA Officials Education Committee. Information on the application procedure and on the current program is available from the Licensed Officials Department in the Federation office.

GR1074 Vaulting Judges.

1. In the Vaulting Division, no application will be considered unless and until nine forms with an evaluation of the applicant are returned from members of the Federation, three of which must be licensed Vaulting judges or members of the Vaulting Committee.
2. Applicants for enrollment in the Vaulting Division will not be considered unless they are
 - a. licensed by the FEI in Vaulting, or
 - b. licensed by the American Vaulting Association, or
 - c. have successfully completed a training program for vaulting judges approved by Federation and the AVA.
3. All Vaulting Judges must attend the Federation/AVA Judges Forum each year or AVA Judges Training sessions of equal hours.

4. Vaulting judges must hold a current AVA judges' card and must judge at least one Licensed Competition once every five (5) years or the license will not be automatically renewed.
5. No applicant will be considered for promotion unless he has adjudicated in at least two Licensed Competitions during the past three years in the division in which he is licensed, verified by stewards' reports.

GR1075 Vaulting Technical Delegates.

1. No application will be considered unless and until nine forms, with an evaluation of the applicant, are returned from members of the Federation, three of which must be licensed Vaulting Judges or members of the USEF Vaulting Committees.
2. Applicants for enrollment as Vaulting Technical Delegates will not be considered unless they are:
 - a. licensed by the FEI in the Vaulting division, or
 - b. licensed by the AVA as a Vaulting judge, or
 - c. have successfully apprenticed at a minimum of one USEF or FEI Vaulting competition within the two years prior to applying for the license.
 - d. have attended an approved continuing education clinic for vaulting technical delegates within the two years prior to applying for the license.
3. Vaulting Technical Delegates must attend a Federation approved continuing education clinic for vaulting technical delegates at least once every four years; successful completion of a written exam may be required as part of the clinic requirement.
4. The Licensed Officials Committee will require Vaulting Technical Delegates who do not officiate at a minimum of one Licensed Vaulting Competition every five (5) years after obtaining a license to re-apply for a license.
5. Vaulting Technical Delegates must be members in good standing of the American Vaulting Association.
6. Initial Grandfather Process:
 - a. Current USEF Stewards, TDs and/or Vaulting Officials and current FEI Vaulting Officials who are US citizens will be offered the opportunity to obtain the Vaulting Technical Delegate license. Requirements include attendance at a USEF approved Vaulting Technical Delegate clinic or FEI Vaulting Stewards course along with a written exam.
 - b. All candidates for the initial grandfather process must apply to the USEF Licensed Officials Committee before 11/30/2010; the opportunity to become licensed through this process ends 11/30/2010.

GR1076 Welsh Pony Judges.

1. In the Welsh Pony Division, new applicants must have had experience breeding, training or showing Welsh ponies. Ten recommendations must be received, three of them from Federation Connemara and Welsh Committee members. Any applicants not meeting the above requirements must instead be recommended by the Welsh Pony and Cob Society of America, Inc. (WPCSA).
2. Applicants must complete three full days of learner judging in the Welsh division at a minimum of three Federation Licensed Competitions under a minimum of three separate Registered Welsh judges. (Exception: Registered Hunter Judges may complete three full days of judging in the Welsh Division at a minimum of three Federation Licensed Competitions per GR1004.6 to fulfill their learner judging requirements.)
3. Licensed USEF Welsh judges must attend a Federation Welsh Judges Clinic every five years to retain their license.
4. Welsh judges must judge at least one Welsh division every five years or the license will not be automatically renewed.
5. No applicant will be considered for promotion unless he has adjudicated in at least two Licensed Competitions during the past three years in the Welsh Pony division, verified by stewards' reports.

GR1077 Western Judges.

1. No application will be considered unless and until 15 forms which actually evaluate the applicant per division are returned from USEF members, eight of which must be from relevant licensed judges, stewards, technical delegates or committee members.

2. Learner judge at a minimum of two Federation Licensed Competitions, under minimum of two different Federation Registered Western judges, within a two-year period preceding application.
 - a. Judges holding Federation Reining Division license as well as one or more national breed association judges card(s) are not required to learner judge.
3. Attend the USEF "Applicant's" seminar at the International Equine Judges Seminar, pass testing with a score of 84%, attend a Western judging clinic at the IEJS, and interview with members of the National Western Committee.
 - a. Persons holding a national breed association card with an association affiliated with the IEJS must attend a "Carded Judges" seminar at the IEJS, pass the rule book test with 84% and interview before submitting an application for enrollment.
4. All persons applying for enrollment or re-enrollment must have attended a Federation judges' clinic within one year preceding application.
5. Applicants approved in the Western Division shall automatically receive Registered status.
6. Registered judges must attend a Federation judges' clinic at least once every six years and pass a written examination once every three years with an 84% or better.
7. Judges licensed in the Western division and all persons applying for enrollment or re-enrollment in those divisions must take an examination and receive a score of 84% or better on the written exam in order to complete the clinic requirement.
8. Western judges do not have officiating requirements, but will be required to complete the clinic and testing requirements or the license will not be automatically renewed.

CHAPTER 11 FEDERATION RECORDS AND AWARDS

SUBCHAPTER 11-A HORSE IDENTIFICATION AND RECORDING.

- GR1101 Horse Identification Number and Horse Identification Form.
- GR1102 Horse Recordings.

SUBCHAPTER 11-B HORSE PASSPORTS AND DOCUMENTATION.

- GR1103 FEI Horse Passports.
- GR1104 National Passports.

SUBCHAPTER 11-C OWNERSHIP AND COMPETITION RECORDS.

- GR1105 Transfer of Ownership.
- GR1106 Exhibitor Registration.
- GR1107 Change of Name.
- GR1108 Lease Registration.

SUBCHAPTER 11-D HORSE OF THE YEAR AWARDS AND NATIONAL CHAMPIONSHIPS.

- GR1109 General.
- GR1110 General.
- GR1111 National, District, Regional and Zone Awards.
- GR1112 USEF Championships.
- GR1113 Credit.
- GR1114 Winners.
- GR1115 Competition Year.

SUBCHAPTER 11-E SPECIAL CONDITIONS.

- GR1116 Special Conditions.
- GR1117 Tabulation of Points.
- GR1118 Ties.
- GR1119 Disputes.
- GR1120 Awards.
- GR1121 Presentation.

SUBCHAPTER 11-F AWARD SECTIONS.

- GR1122 Awards Sections.
- GR1123 Andalusian/Lusitano Division.
- GR1124 Arabian and Half/Anglo Arabian Divisions.
- GR1125 Carriage Pleasure Driving.
- GR1126 Driving, Combined.
- GR1127 English Pleasure.
- GR1128 Friesian.
- GR1129 Hackney.
- GR1130 Hunter Divisions.
- GR1131 Pony Hunter Breeding and Hunter Breeding.
- GR1132 Jumpers.
- GR1133 Morgan Horse Division.
- GR1134 National Show Horse.
- GR1135 Paso Fino.
- GR1136 Reining.
- GR1137 Roadster.
- GR1138 Saddlebred.
- GR1139 Vaulting.
- GR1140 Welsh Pony and Cob.
- GR1141 Western.

SUBCHAPTER 11-G ZONE FINAL COMPETITIONS.

- GR1142 Purpose.
- GR1143 Eligibility.
- GR1144 Type.
- GR1145 Qualifying.
- GR1146 Federation Zone Horse of the Year Points.

SUBCHAPTER 11-H ZONE OR REGIONAL HUNTER/JUMPER CHAMPIONSHIPS.

- GR1147 Purpose.
- GR1148 Eligibility.
- GR1149 Type.
- GR1150 Qualifying.
- GR1151 Special Points.



CHAPTER 11 FEDERATION RECORDS AND AWARDS

SUBCHAPTER 11-A HORSE IDENTIFICATION AND RECORDING.

GR1101 Horse Identification Number and Horse Identification Form.

1. All horses competing in Federation licensed competitions (except those activities enumerated in GR901.9, items 1-11, *exception Evening see EV102.2*) must be properly identified and must obtain a Horse ID Number from The Federation. An identification number for each horse must be entered on all entry forms for licensed competitions. Only one Horse ID Number will be issued per horse, and must remain with the horse throughout its career. Anyone knowingly applying for a duplicate Horse ID Number for an individual horse may be subject to disciplinary action. The Federation must be notified of any change of ownership and/or competition name of the horse. Owners are requested to notify the Federation of corrections to previously submitted information, e.g., names, addresses, breed registration, pedigree, or markings. *BOD 1/17/10 Effective 4/1/10*
2. Horse ID numbers can be upgraded to Federation life recording numbers and the number will remain the same throughout the horse's career.
3. Applications for Horse ID Numbers can be completed online at www.usef.org using the Horse application form. The Horse application form is also available from the Federation office, or it can be downloaded from the Federation website or from competition management. Competition management is responsible for notifying exhibitors of this requirement in their prize lists.
4. There will be no charge for Horse ID Numbers that are issued via the internet to members of USEF or its affiliates for: 1) horses that are life recorded, registered or otherwise identified or listed with a USEF discipline affiliate, or 2) horses registered with a USEF breed affiliate. Horses not meeting the above criteria must have a completed USEF Horse application indicating on the application the request for a Horse ID before a number will be issued. This form can be completed on the internet, free of charge, at www.usef.org.

GR1102 Horse Recordings.

1. The Federation maintains the only official record of winnings of horses at all Regular Competitions. To keep these records consistent, a horse should be recorded with the Federation in the same name of horse and owner under which it is exhibited at competitions. The Federation's horse recording records are not a title registry and the Federation does not decide, otherwise resolve, or become involved in ownership disputes.
2. Horses must be recorded in order to be eligible for National, Regional, or Zone Horse of the Year Awards (see GR1110), and to enter a USEF Computer Ranking List class. (Exception: For USEF Computer Ranking List, Citizens of other nations who have proof, in English, of current membership in good standing of their own National Federation, GR901.9, item 9.)
3. Horses must be recorded in order to be eligible to compete in USEF/USDF qualifying classes for dressage championships and will not be credited with qualifying for the Regional Finals for Dressage Championships until they are recorded in the name of the current owner or lessee of record and unless they are entered in qualifying classes under their official recorded names and ownership. The responsibility for such recording rests entirely with the exhibitor.
4. Horses competing in divisions restricted to a particular breed may be recorded with the Federation under any name but if registered in a Breed Registry, the registered name must also be given.
 - a. To maintain breeding identification, exhibitors may not shorten horses' names by dropping registered prefixes.
5. Horse recording applications are available from the Federation office **or online at www.usef.org**. The recording fee **is discounted** for the life of a horse if applied for from birth to December 31st of year foaled; for horses one year of age (if applied for from January 1 to December 31 of the first year after foaling); **and** for horses two years of age (if applied for from January 1 to December 31 of the second year after foaling). **For horses three years of age or older there is no discount for a life recording.** Horses may **also** be recorded annually. Exception: Horses must be recorded for life to be eligible to receive FEI or National

Passports. To qualify for the age discount, registration papers and/or other proof of age must be provided. **The fees can be found on the horse recording application at www.usef.org.**

6. A duplicate annual card or a duplicate life certificate will be issued for a fee.

BOD 7/28/09 Effective 12/1/09

7. Once a foal year has been submitted to the Federation office, the original date cannot be changed without a copy of the animal's breed registration papers or a signed statement from a veterinarian certifying the animal's age.

SUBCHAPTER 11-B HORSE PASSPORTS AND DOCUMENTATION.

GR1103 FEI Horse Passports.

1. Horses must be life recorded with the Federation. To be listed in the passport, the owner(s) of the horse must be active member(s) of the Federation. The passport application and applicable fee must be submitted by the recorded owner (agent's signature is not acceptable) for a specific horse.
2. FEI passport applications can be found on the Federation website or obtained from the Federation office. The horse's name on the passport must match its life recording with the Federation exactly.
3. Group-rate passports are available for Pairs and Teams of driving horses as follows:
 - a. For Pairs of two, three, or four horses and Teams of four, five, or six horses (all horses with the same owner), the first FEI Horse passport is issued for the current individual rate and each additional FEI Horse passport (up to six) is issued for 50% of the cost of the initial passport. To qualify for this group rate, the passport applications for all horses in the Pair or Team must be submitted (by the owner) simultaneously and clearly marked "Driving Pair / Horses" or "Driving Team / Horses."
 - b. If an existing Pair or Team has FEI Horse passports and a horse is replaced, the new horse will be issued an FEI Horse Passport at the current individual rate (see also GR1103.5 and .6).
4. Group-rate passports are available for Pairs and Teams of driving ponies as follows:
 - a. For Pairs of two, three, or four ponies and Teams of four, five, or six ponies (all ponies with the same owner), the first FEI Pony Passport is issued for the current individual rate and each additional FEI Pony Passport (up to six) is issued for 50% of the cost of the initial passport. To qualify for this group rate, the passport applications for all ponies in the Pair or Team must be submitted (by the owner) simultaneously and clearly marked "Driving Pair / Ponies" or "Driving Team / Ponies."
 - b. If an existing Pair or Team has FEI Pony Passports and a pony is replaced, the new pony will be issued an FEI Pony Passport at the current individual rate (see also GR1103.5 and .6).
5. In accordance with GR1105 and GR1107, any change of the horse's name, or ownership must be recorded with and the passport sent in to the Federation for processing.
6. Passports in need of change of ownership or nationality must be submitted to the Federation; applications and fee structure are available on the Federation website or obtained from the Federation office. The horse must be recorded with the National Federation of the new owner.
7. All passports sent to the Federation for processing will be reviewed for compliance with current FEI regulations including those for Equine Influenza.
8. Passports must be revalidated every four years. Applications are available on the Federation website or obtained from the Federation office.
9. Duplicate passports may be issued for lost or filled passports. The request for a duplicate passport must be signed by the owner of record, and in the case the passport is filled, the old passport must accompany the letter of request.

GR1104 National Passports.

1. Federation National Passports are issued for a fee to Federation Life recorded horses and may be presented in lieu of FEI Passports only at those competitions for which approval of Federation National Passports has been granted by the FEI. (See GR1309.4)
2. Application must be made in writing by the owner (agent's signature is not acceptable) and must be accompanied by the applicable fee. Applications and fee structure are available on the Federation website or obtained from the Federation office.

3. Any change of name or ownership must be recorded with the Federation in accordance with GR1105 and GR1107. The passport must be submitted to the Federation for any changes. The fee for transfer of ownership from U.S. owner to U.S. owner in a National Passport payable at the time of the request.
4. Requirements for issuance and validation of National Passports are subject to current FEI regulations.
5. National Passports may be upgraded to the FEI Passport for a fee. An upgrade application must be submitted under the owner's signature (agent's signature is not acceptable) accompanied by the fee and the National Passport.

SUBCHAPTER 11-C OWNERSHIP AND COMPETITION RECORDS.

GR1105 Transfer of Ownership.

1. Ownership of a Federation recorded horse may be transferred during the year without affecting the animal's points provided proper authorization and fee are received by the Federation office. Authorization for transfer of ownership of a horse holding a lifetime recording with the Federation may be submitted in the form of the original Federation recording certificate or a proper bill of sale. Authorization must be signed by the previously recorded owner(s). Authorization for transfer of ownership of a horse holding an annual recording may be submitted in the form of a bill of sale signed by the previously recorded owner(s). If these documents are unavailable, a Federation transfer affidavit may be obtained from the Federation office which must be completed, signed, notarized and returned to the Federation office with proof of ownership. A horse will not be eligible to receive points under its new ownership until the conditions of GR1110 and GR1111 are met.

The fees can be found on the horse transfer form at www.usef.org.

BOD 7/28/09 Effective 12/1/09

2. Authorization for transfer of ownership of a horse or pony that is or has been in possession of a Federation measurement card may be submitted in the form of a bill of sale signed by the previous owner or a copy of breed registration papers issued to the new owner. There is no fee to transfer ownership of a horse or pony possessing only a Federation measurement card.

3. Authorization for transfer of ownership within a family (as defined in GR122) may be submitted in writing and signed by the previous owner(s) and the new owner(s). There is no fee to transfer a horse/pony within a family.

GR1106 Exhibitor Registration.

1. Entries may be made in a name other than that of an individual for Horse of the Year Awards, provided such name (Stable/Farm, Corporation, etc.) is registered with the Federation. Duplication of farm names is discouraged but not prohibited. Horses shown under a partnership, i.e., Smith & Smith, Jones & Jones, must be duly registered. All applications for registration of (Stable/Farm, Corporation, etc.) must be signed by each of the bona fide owners and accompanied by the required fee. *The fees can be found on the Farm, Corporation, Syndicate or Partnership Recording application at www.usef.org.*

BOD 7/28/09 Effective 12/1/09

2. In order for points to count toward Federation Horse of the Year Awards, at least one owner, recorded as such with the Federation, must be a Federation Senior Active, Junior Active, or Life Member.

3. Additional owners (including members of the family of the owner) may be included at no extra fee. Authorization to include additional owners must be made in writing and must be signed by each bona fide owner and will be effective the day such authorization is received in the Federation office.

GR1107 Change of Name.

1. The recorded name of a horse competing in divisions that do not require breed registration may be changed by submission of the original recording certificate to the Federation office accompanied by the required fee. *The recorded name of a horse can also be changed by submitting the Horse Name Change Request form which lists the fee and can be found at www.usef.org.*

2. The registered name of an exhibitor may be changed by submitting the original certificate to the Federation office accompanied by the required fee. The recorded name of

a farm, corporation, syndicate, or partnership may be changed by submitting the original certificate to the Federation office accompanied by the **required** fee.

BOD 7/28/09 Effective 12/1/09

3. All name changes officially recorded with the Federation will be listed in *equestrian*.

GR1108 Lease Registration.

1. The Federation encourages all lessors of horses competing in Federation competitions to register the lease with the Federation. A recorded horse must be shown under a lessee's ownership provided an official lease is registered with the Federation.

2. For points to count with respect to any recorded horse at a Federation competition, such agreement or lease registration form (provided by the Federation) and fees must be received by the Federation office on or before the first day of such competition. The lessee becomes the bona fide owner of the horse for the period of the lease (except for Owner classes) for Federation award purposes. The horse must be entered in the ownership of the lessee and must be shown in accordance with GR1110.

3. To be official, a certified copy of a lease **agreement** or a lease registration form must be **submitted and** registered with the Federation and **must be** accompanied by **the required** fee. **The Horse Lease Form which lists the fee can be found at www.usef.org. Either document** must contain a start and end date and be signed by the lessee and the lessor. If a lease is not renewed within 30 days of its expiration, a later renewal will require an **additional** fee. **The lease registration with the Federation** will then be effective the day the renewal is received by our office. *BOD 7/28/09 Effective 12/1/09*

4. A written statement of termination must be submitted signed by the lessee and the lessor if the lease is terminated before the end date stated in the lease registration form.

5. The Federation does not accept agent signatures.

SUBCHAPTER 11-D HORSE OF THE YEAR AWARDS AND NATIONAL CHAMPIONSHIPS.

GR1109 General.

The Federation offers annual Horse of the Year Awards on a national, district, regional and zone level, in numerous divisions. The purpose of these awards is to encourage participation at Federation Licensed Competitions. In making the awards the Federation in no way implies that the winners are the best in their respective divisions (although they may well be) but certifies that these animals are properly recorded for competition purposes, are exhibited by the recorded owner, who must be a Federation Member, **and USHJA Member if competing for awards defined in GR1130, GR1131 or GR1132**, and acquired the greatest number of points during a given year. *BOD 1/18/09 Effective 12/1/09*

GR1110 General.

1. Points toward any Horse of the Year Award will not be credited until the applications and fees for the horse's recording, exhibitor's registration, transfer of ownership, name change or addition of owner(s) and owner's Senior Active, Junior Active or Life membership are received by the Federation office. **Furthermore, points toward Horse of the Year Awards defined in GR1130, GR1131 or GR1132, will not be credit until the applications and fees for the owner's USHJA Active or USHJA Life membership are received by the Federation or USHJA offices.** Exception: Applications for Federation **and USHJA Individual Membership and Horse Recordings** submitted at Licensed Competitions: *BOD 1/18/09 Effective 12/1/09*

a. For Dressage Competitions, reference Bylaw 223, Section 1:

(1) Applications are considered effective on the date the application and dues are received by the Competition Secretary provided the application is signed and dated by the Competition Secretary on that same day.

(2) Applications completed online at the competition are effective the date the application is submitted.

b. For all Competitions other than Dressage Competitions, reference Bylaw 221, Section 1:

(1) Applications are considered effective, for points and eligibility to compete only, on the start date of said Competition provided the application and dues are received by the Competition Secretary and the application is signed and dated by the Competition Secretary during the period of the Competition.

- (2) Applications completed online at the competition are effective, for points and eligibility to compete only, on the start date of the Competition.
2. For points to count with respect to any competition, the required materials and fees must be received by the Federation office (or by the Competition Secretary - see below) on or before the first licensed day of such competition. Exception: Applications for Federation Individual Membership and Horse Recordings submitted at Licensed Competitions:
- a. For Dressage Competitions, reference Bylaw 223, Section 1:
 - (1) Applications are considered effective on the date the application and dues are received by the Competition Secretary provided the application is signed and dated by the Competition Secretary on that same day.
 - (2) Applications completed online at the competition are effective the date the application is submitted.
 - b. For all Competitions other than Dressage Competitions, reference Bylaw 221, Section 1:
 - (1) Applications are considered effective, for points and eligibility to compete only, on the start date of said Competition provided the application and dues are received by the Competition Secretary and the application is signed and dated by the Competition Secretary during the period of the Competition.
 - (2) Applications completed online at the competition are effective, for points and eligibility to compete only, on the start date of the Competition.
3. A horse must be recorded with the Federation, and the name of at least one individual appearing on the horse recording certificate as owner must be that of an Senior Active, Junior Active or Life Member in good standing. If the recorded owner is a farm/stable, corporation or any name other than that of a person, refer to GR1106. For the purposes of accruing Federation points, the horse must be entered and shown in the ownership of an individual or entity, including a member of the owner's family, who is included on the Federation horse recording certificate. Effective date of ownership is the day written authorization is received by the Federation office.
4. If the owner, rider, animal, and trainer are all in good standing and an error occurs on the entry blank (i.e. the wrong USEF number is written, the old owner is written in error, the correct number but incorrect spelling is written, etc.), HOTY points may be awarded after review by the Federation.
5. No points can be credited toward an award unless the Federation recorded name and Horse Recording number of the horse and the Federation recorded owner or lessee's name and membership number appears in the competition's records (i.e., result sheets or catalogue) as exhibited in the name of the Federation recorded owner or, if the horse is leased, under the ownership of the lessee as required under GR1108.
6. Failure to comply with the rules respecting eligibility for points will result in points not counting for Federation purposes and awards. Points standings are available on the Federation website, www.usef.org, and it is the responsibility of exhibitors to check standings and call to the Federation's attention any omissions or inaccuracies. As a service to members the Federation may from time to time advise exhibitors when points are not able to be counted, but the responsibility for checking standings and ensuring that eligibility requirements are met remains solely with the exhibitors.

GR1111 National, Regional and Zone Awards.

1. All horses are eligible for National Awards, as long as all requirements of GR1110 are met. See GR1122-GR1139 for specific classes and divisions offered at the National level.
BOD 1/17/10 Effective immediately
2. In the Arabian, Half/Anglo Arabian, Andalusian/Lusitano, Friesian and Morgan divisions, horses are eligible for Regional Awards in any region they compete. (Points will be awarded in the qualifying region stated in the prize list regardless of the owner's home region). Exception: In Friesian division, any points won at Nationals will count solely towards National Awards and not towards any Regional awards. In the Andalusian/Lusitano Division, any points won at the IALHA designated National Show will count solely towards National Awards and not towards any Regional Awards. In the Hackney, Roadster, and Saddlebred divisions, points won at competitions in states contiguous to an exhibitor's home region, or in Canada if contiguous to an exhibitor's home region, will count in addition to any points won in an exhibitor's home region.

3. For purposes of distributing Regional Awards for the Andalusian/Lusitano, and Western divisions, refer to the Regional map in GR1123. For Friesian division, refer to Friesian Regional map in GR1127. For Arabian and Half/Anglo Arabian divisions, refer to Regional map in GR1124. For Hackney and Roadster divisions, refer to Hackney Regional map in GR1128. For the Morgan division, refer to Morgan Regional map in GR1132. For the Saddlebred division refer to Saddlebred Regional map in GR1137.
4. Horses are eligible for Zone Awards only within the home zone of the entry's recorded owner(s). However, points won at competitions in states contiguous to an exhibitor's home zone, or in Canadian provinces if contiguous to an exhibitor's home zone, will also count if the state or Canadian province has been designated as provided below.
 - a. Zone awards are offered in the following breeds/disciplines: Hunters, Jumpers, and Welsh Pony. For Hunter and Jumper divisions for which zone awards are offered, each zone committee may designate one or more states and/or Canadian provinces contiguous to its zone in which to compete for zone points. For purposes of this rule as applied to hunter/jumper zone awards, the state of New Jersey which is a state landlocked within the zone will be treated as a part of either New York or Pennsylvania. Therefore if Zone 1 chooses New York as one of its contiguous states, New Jersey is also included. If Zone 3 chooses Pennsylvania as one of its contiguous states, New Jersey is also included.
 - b. Zone committees, the National Western Committee, and the Welsh Pony Committee must submit their designation of contiguous state(s) and/or Canadian provinces by August 1 annually, to be in effect for the next competition year. If no designation of contiguous states and/or Canadian provinces is submitted, it defaults to the previous year's policy.
5. For purposes of distributing Zone Awards, refer to Zone map.
6. An owner's residence at the time he applies for or renews his membership will be maintained throughout the competition year and is considered his home district, region or zone for the purposes of counting points. For a Life Member, his residence on December 1st will be used for this purpose. If the recorded owner moves his residence during the year to a new district, region or zone, points can be accumulated in the new location provided the owner declares in writing to the Federation that the new district, region or zone will be his home district, region or zone. The declaration must be received by the Federation office on or before the first licensed day of a competition for points to be counted for that competition. See also JP101.
7. If the recorded ownership of the horse is transferred, valid points earned by the previously recorded owner will be retained in his home district, region or zone. Points are not transferable from one district, region, or zone to another.
8. Horses showing under multiple ownership involving more than one district, region or zone must have one home district, region or zone declared for the purpose of these Awards. This declaration must be made in writing to the Federation office by March 1st of the current year or within 30 days of receipt of horse recording application and must be signed by each bona fide owner. Effective date of declaration is the day the written authorization is received by the Federation office and for points to count, the declaration must be received by the Federation office on or before the first day of the competition. If only one owner is a Federation Member in good standing, this person's residency will automatically become the entry's home district, region or zone.
9. If the horse is recorded under the ownership of a registered farm, the residence of the farm's owner is the entry's home district, region or zone. If the owners of a farm reside in different districts, regions or zones see paragraph 8 above.
10. Exception to GR1111.8-1111.11: Arabian, Half/Anglo Arabian Division, Andalusian/Lusitano, Morgan and Friesian Divisions; see GR1111.2.
11. Responsibility in fulfilling the requirements of the above Rules rests entirely with the exhibitor. As the competition entry blank is generally the source of information required in GR1110.5, care should be taken to fill out entry blanks correctly.

GR1112 USEF Championships.

1. For rules governing the following Championships, see specific Rules as noted:
 - a. Dressage Regional and National Championships: See DR127.
 - b. Hunter Pony Championships: See HU183.
 - c. Junior Jumper Prix des States. See JP152.

- d. Medal Championships: See EQ112, EQ118.12 and EQ126.
- e. Hunter Breeding Championships: See HU182.
- f. Junior Hunter Championships (see HU184).
- g. **Eventing National Championships (See EV161-EV165). BOD 1/18/09 Effective 12/1/09**

GR1113 Credit.

1. No credit will be given for classes where judging specifications are not in accordance with the Federation rules. Points will not count towards Horse of the Year Award competitions and classes will not be counted for division or section ratings.

2. No credit will be given in classes if less than three entries have shown and placed. Exceptions:

- a. Hunter Breeding, Pony Hunter Breeding.
- b. At an "A" or "AA" rated hunter/jumper competition where it is required that the division be held over two days, if there are less than three exhibitors the second day, Zone and National Horse of the Year points will still apply.
- c. Andalusian/Lusitano see GR1123.2.
- d. Friesian classes with less than three entries will be awarded half points. See GR1127
- e. Carriage Pleasure Driving (GR1125)
- f. Hackney
- g. Jumper Classes, a minimum of three entries must have competed per JP133.13.
- h. Morgans
- i. **Saddlebreds BOD 1/17/10 Effective immediately**

3. Credit will be given for the first six (6) place ribbons only, regardless of the number of ribbons offered. Exception: in the Morgan and Hunter Breeding divisions where only the first four (4) place ribbons will receive points, and the Arabian and Half/Anglo Arabian Division where only the first five (5) ribbons will receive points, and Hunter Divisions, where only the first eight (8) place ribbons will receive points in accordance with GR1130 when entries are 16 or higher. Ribbons must be awarded to 8th place in all hunter classes. Exception: in Bonus Point classes, Classics in the Hunter and Jumper divisions, Arabian Regionals and Nationals, National Show Horse Finals, Federation Zone Finals and jumper sections, Hunter Breeding Best Young Horse Class, Morgan In-hand Championship Classes, Arabian & Half/Anglo Arabian Halter Championship classes. All model classes will receive 1/2 points, except Regular Conformation Hunter which will receive full points.

GR1114 Winners.

1. In all divisions, except Dressage and Open Jumper classes offering \$25,000 and over, winners will be those horses which accrue the highest number of points or amount of prize money at Federation Licensed Competitions.

2. The Junior Jumper and the Amateur Owner Jumper winners will be those horses which earn the highest number of points based on a scale of one point for every dollar earned in their classification at Regular Competitions.

3. The Open Jumper Horse of the Year Award is based on money won in classes which comply with JP150.

4. Awards are made to the owner as shown in the Federation recording files, at the time the horse wins its last point in the competition. If the ownership of a horse is transferred, all district, region or zone points earned up to that date stand.

GR1115 Competition Year.

1. Competition year for awards will be as follows: All breeds/disciplines will begin December 1 and end November 30. Exceptions: Paso Fino competition year will begin September 1 and end August 31; Hunter Breeding and Pony Hunter Breeding will begin January 1 and end November 30 (see HU185 and GR102); Arabian and Half/Anglo Arabian competition year will begin November 1 and end October 31.

2. If a competition is in progress on the last day of any qualifying period points or money won at said competition will be allowable in reckoning the year's total score.

3. Championship qualifying periods for the following Championships will appear on the Federation website.

- Dressage Regional Championships
- Hunter Pony Championships

Hunter Breeding Championships

4. Adult Hunter Seat Medal qualifying year begins December 1 and ends November 30.

SUBCHAPTER 11-E SPECIAL CONDITIONS.

GR1116 Special Conditions.

1. No credit will be given in any class that does not count toward a division or section rating (See GR314). Exception: Morgan classes listed as eligible classes in GR1132.5 will count for points even if the class does not count toward division or section rating. In Hunter Classics Bonus Points will be awarded in horse's respective section. In cases which Juniors, Young Riders and Amateur Owners compete in a Combined class, prize money will be awarded in the horse's respective section.
2. Where the term Championship is omitted from a class title, the class that is open to all horses in a division or section that has the required specifications will be counted as the Championship. When Championships are awarded on a point basis, only the Champion and Reserve will receive points for a Horse of the Year Award.
3. Only classes held in accordance with HU145 will count toward Ladies Side Saddle Hunter.

GR1117 Tabulation of Points.

Scores of all horses will be kept in the Federation office. Results from Federation Licensed Competitions will furnish the sole basis upon which the scores are figured, and the Federation tally thus derived will be the final authority in determining winners. Although the Federation uses its best efforts to insure that the points as recorded by the Federation on its web site and elsewhere are accurate, the Federation assumes no liability to anyone for any errors or omissions whatsoever. Anyone who uses these points for Federation purposes or for any other purpose is hereby notified that the Federation disclaims any and all liability and responsibility, including for negligence, with respect to these point tabulations and records.

GR1118 Ties.

In the event of a tie, the Horse of the Year Award will be awarded to each competitor.

GR1119 Disputes.

1. Points are final on December 15 (should the 15th fall on a weekend, the deadline will be set for the following Monday) following each competition year or 15 days following the end of the designated Zone competition year and in the Paso Fino Division points are final on September 15 following the competition year and in the Arabian and Half/Anglo Arabian Division, points are final on November 21 following the competition year.
2. Any participant wishing to dispute a tabulation or qualification or disqualification must appeal the issue in writing specifying the reasons for disputing the tabulation or qualification or disqualification (the "Dispute"). Said Dispute must be received by the Federation by December 15 (should the 15th fall on a weekend, the deadline will be set for the following Monday) following the competition year in question, except for the Paso Fino Division for which the deadline is September 15, and the Arabian and Half/Anglo Arabian Division for which the deadline is November 21. A Dispute must be accompanied by **the required** fee which is not refundable. Disputes will be referred to the CEO or Executive Director for a ruling in the first instance, who will determine if the information which is provided in the Dispute is sufficient to alter the tabulation or qualification or disqualification. If the participant is dissatisfied with the CEO's or Executive Director's ruling, the participant may submit a written request for an appeal. An appeal must be accompanied by **the required** fee, which will be refunded if the appeal is upheld. Appeals will be referred to the Hearing Committee or a special committee appointed by the President, whose decision is final.

EC 9/21/09 Effective 12/1/09

GR1120 Awards.

1. Awards may be offered in any division or section recognized by the Federation. The Executive Committee will determine those classifications in which awards will be offered and should competition throughout the year in any way be so slight as not to warrant the giving of an award, such award may be canceled.

2. Any requests for new awards to be added must be received in writing in the Federation office by August 1 of the preceding year and approved by the appropriate committee.
3. Presentation of breed-specific awards will be made at venues most suitable to that breed or may be awarded at the Federation Annual Meeting.

GR1121 Presentation.

1. Presentation of the Federation National Horse of the Year Awards will be made at the Federation’s Annual Meeting, or other venue as approved by the Federation. The trophies awarded to the National Champions are perpetual trophies and remain in the possession of the Federation.
2. Presentation of the Federation District, Regional or Zone Horse of the Year Awards will be made at venues specified within each breed and discipline, as approved by the Federation, and the appropriate breed/discipline Committees.

SUBCHAPTER 11-F AWARD SECTIONS.

GR1122 Awards Sections.

Refer to Subchapters 11-B to 11-D and also Subchapter 11-F for all general rules for all Award Sections.

GR1123 Andalusian/Lusitano Division.

1. Eligibility. See GR1110.
2. Point Tabulation. See Rules GR1113-GR1119.
 - a. Full points will be awarded to Andalusian/Lusitano classes conducted at A, B and C rated competitions. Half points will be given in the following classes: Maiden, Novice, Model, Limit, Green horse, and classes with less than three entries.
 - b. Performance classes that are not counted are Maiden, Limit or Novice Rider, combined Andalusian and Half-Andalusian classes. Best Movement is included in the performance division as well as Vintage Riders - 45 years and older, Amateur to Ride-all seats, Pro-Am (English or Western), Dressage, Doma Vaquera, Reining, Trail, and Costume. Exception to GR1113.2.
 - c. Halter classes that are not counted include Showmanship, Produce of Dam, Get of Sire and Cobra of Mares.
 - d. Equitation and Showmanship only count toward the Youth award.
3. Points received at the IALHA designated National Show will count solely towards National Awards and not towards any Regional Awards (see GR1111.2).
 - a. Points in all classes will be awarded as follows:

	First	Second	Third	Fourth	Fifth
A Rating	20	12	8	4	2
B Rating	10	6	4	2	1
C Rating	5	3	2	1	0

- b. Points in all Championship classes will be scored as follows:

	Champ.	Reserve	Third	Fourth	Fifth
A Rating	40	24	16	8	4
B Rating	20	12	8	4	2
C Rating	10	6	4	2	0

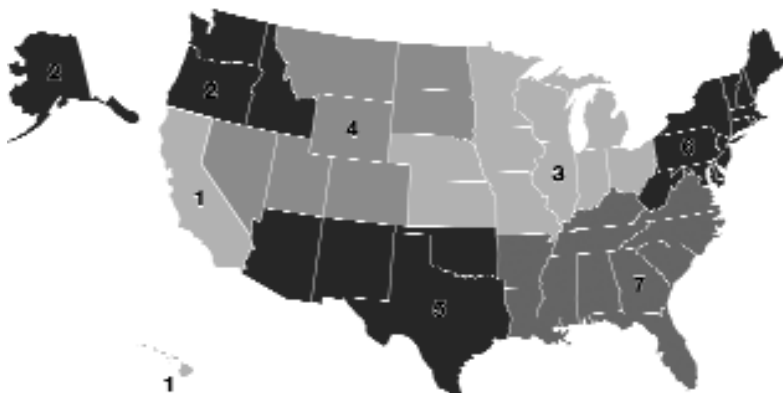
- c. Championship classes at the IALHA designated Regional and National Competitions will receive the following points:

	Champ.	Reserve	Top Five
Regional Classes	80	48	32
National Champ. Classes	120	72	48

4. Regional Awards will be distributed according to the Regional Map.
5. National Awards will be presented at the Federation Annual Meeting.
6. Regional Awards will be presented at regional venues at the discretion of the IALHA Regional organizations, as approved by the Federation.
7. Award Categories. National and Regional awards will be awarded in the following categories:

Andalusian/Lusitano Performance—Champion, Reserve Champion, thru 6th place.
 Half-Andalusian/Lusitano Performance—Champion, Reserve Champion, thru 6th place
 Andalusian/Lusitano Halter—Champion, Reserve Champion, thru 6th place.
 Half-Andalusian/Lusitano Halter—Champion, Reserve Champion, thru 6th place
 Andalusian/Lusitano High Point Amateur Horse—Champion, Reserve Champion, thru 6th place.
 Half-Andalusian/Lusitano High Point Amateur Horse—Champion, Reserve Champion, thru 6th place.
 Andalusian/Lusitano Junior Horse Performance- Champion, Reserve Champion, thru 6th place
 Half Andalusian/Lusitano Junior Horse Performance- Champion, Reserve Champion, thru 6th place
 Andalusian/Lusitano Driving- Champion, Reserve Champion, thru 6th place
 Half Andalusian/Lusitano Driving- Champion, Reserve Champion, thru 6th place
 Andalusian/Lusitano Saddle Horse- Champion, Reserve Champion, thru 6th place
 Half Andalusian/Lusitano Saddle Horse- Champion, Reserve Champion, thru 6th place
 Andalusian/Lusitano Youth (including equitation and showmanship classes) - Champion, Reserve Champion, thru 6th place.
 Half Andalusian/Lusitano Youth (including equitation and showmanship classes) - Champion, Reserve Champion, thru 6th place.

ANDALUSIAN / LUSITANO REGIONAL MAP



GR1124 Arabian and Half/Anglo Arabian Divisions.

1. Eligibility. See GR1110.
 2. Point Tabulation. See GR1113-GR1119.
- Full points shall be awarded to Arabian and Half/Anglo Arabian classes conducted at A, B and C rated competitions. Half points will be given in the following classes: Maiden, Novice, Limit, and Green. Full points will be given in Junior Horse classes in the appropriate category of entry.
 Points in all classes will be awarded as follows:

	First	Second	Third	Fourth	Fifth
A Rating	20	12	8	4	2
B Rating	10	6	4	2	1
C Rating	5	3	2	1	0

Points in all Championship classes will be scored as follows:

	Champ.	Reserve	Third	Fourth	Fifth
A Rating	40	24	16	8	4
B Rating	20	12	8	4	2
C Rating	10	6	4	2	0

In addition, points will be awarded according to the number of horses beaten in a class. A and B rated competitions will award 2 points for every horse beaten, C rated competitions will award 1 point for every horse beaten, and Local Competitions will award half-points for every horse beaten in the class. Championship class points shall be tabulated in the same manner, but will be doubled. Records will be kept through fifth place.

Regional, Pacific Slope and East Coast Championship classes will receive the following points: Champion 80 points, Reserve 48 points and remaining Top Five 32 points.

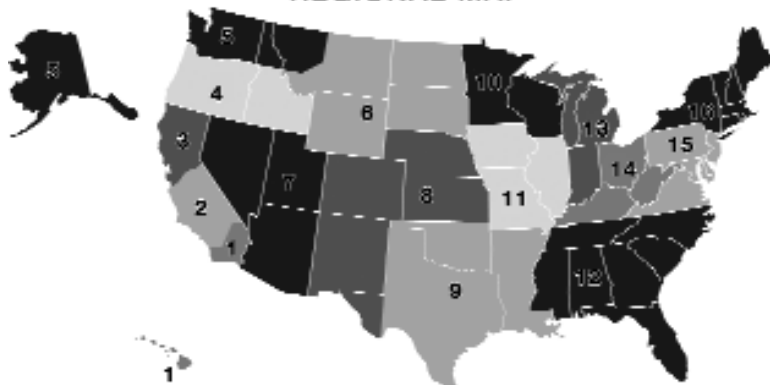
U.S. National Championship classes, Youth National Championship classes, Sport Horse National Championship classes and AHA Snaffle Bit Performance Futurity/Maturity Championship classes shall receive the following points: Champion 120 points, Reserve 72 points, and remaining Top Ten receive 48 points. Any points won at a National Championship (U.S., Youth and Sport Horse) will count solely towards National Awards and not towards any Regional Awards.

3. Regional Awards will be distributed according to the Regional map.
4. National Awards will be presented at the Federation Annual Meeting.
5. Regional Awards will be presented at regional venues at the discretion of the AHA Regional organizations, as approved by the Federation.
6. Award Categories. National and Regional awards will be awarded in the following categories:

- English Pleasure/Pleasure Driving—Open, Adult Amateur, Junior Exhibitor;
- Country English Pleasure/Country Pleasure Driving—Open, Adult Amateur, Junior Exhibitor;
- Hunter Pleasure—Open, Adult Amateur, Junior Exhibitor;
- Western Pleasure—Open, Adult Amateur, Junior Exhibitor;
- Working Western Horse—includes Trail, Reining, Working Cowhorse, Cutting and Western Riding, one award category;
- Hunter/Jumper—one award category;
- Specialty Horse—includes Park, English Show Hack, Ladies Side Saddle, Native Costume, Hunter Hack, Formal Combination, Informal Combination, Formal Driving, Roadster, English Trail, Versatility, and Gymkhana, one award category;
- Breeding/In-Hand—includes Stallions, Mares, Geldings for Arabians and Mares and Geldings for Half/Anglo Arabians, one award category;
- Dressage—Open: Training Level; First Level; Second Level through Fourth Level
Amateur: Training Level; First Level; Second Level through Fourth Level;
- Sport Horse - includes Sport Horse In-Hand, Sport Horse Under Saddle and Sport Horse Show Hack.

Grand Champion Arabian Horse is based on the total of all points won in all Arabian categories. Grand Champion Half/Anglo Arabian Horse is based on the total of all points won in all Half/Anglo Arabian categories. Grand Champion Arabian Gelding is based on the total of all points won in the Arabian Horse categories. Grand Champion Arabian Junior Exhibitor's Horse is based on the total of all points won in Arabian Junior Exhibitor classes. Grand Champion Half/Anglo Arabian Junior Exhibitor's Horse is based on the total of all points won in Half/Anglo Arabian Junior Exhibitor classes.

ARABIAN / HALF / ANGLO-ARABIAN REGIONAL MAP



GR1125 Carriage Pleasure Driving.

1. Eligibility. See GR1110.
2. Point Tabulation. See GR1113-GR1119. Points for all competitions will be awarded as follows:

Started	16+	15	14	13	12	11	10	9	8	7	6	5	4	3	2
1st	20	19	18	17	16	15	14	13	12	11	10	9	8	6	4
2nd	17	16	15	4	13	12	11	10	9	8	7	6	5	3	1
3rd	15	14	13	12	11	10	9	8	7	6	5	4	3	1	
4th	13	12	11	10	9	8	7	6	5	4	3	2	1		
5th	12	11	10	9	8	7	6	5	4	3	2	1			
6th	11	10	9	8	7	6	5	4	3	2	1				
7th	10	9	8	7	6	5	4	3	2	1					
8th	9	8	7	6	5	4	3	2	1						
9th	8	7	6	5	4	3	2	1							
10th	7	6	5	4	3	2	1								
11th	6	5	4	3	2	1									
12th	5	3	3	2	1										
13th	4	4	2	1											
14th	3	2	1												
15th	2	1													
16th	1														

The USEF Licensed Regional breed/discipline competitions will receive double points.
 The USEF Licensed National Championship breed/discipline competitions will receive triple points.

3. Driving awards will be presented at the USEF Annual Meeting.
4. Award categories. Awards will be given in the following award categories:
 - a. Carriage Pleasure Driving Single Horse, Carriage Pleasure Driving Pair Horses, Carriage Pleasure Driving Tandem Horses, Carriage Pleasure Driving Multiple Horses (3 or more), Coaching Horses, Coaching Ponies, Carriage Pleasure Driving Single Pony, Carriage Pleasure Driving Pair Ponies, Carriage Pleasure Driving Tandem Ponies, Carriage Pleasure Driving Multiple Ponies (3 or more), and Driven Dressage at the Training, Preliminary, Intermediate and Advanced levels. (Exception: Concours d'Elegance)

b. ½ Points will be awarded in any of the above classes with the following restrictions: Maiden, Novice, and Limit Horses and/or Drivers.

5. The winner with the most points in all Carriage Pleasure Driving categories combined will be named the overall winner.

GR1126 Driving, Combined.

1. Eligibility. See GR1110.
2. Point Tabulation. See GR1113-GR1119. Points for all competitions will be awarded as follows:

If 16 or more competitors have started	15	14	13	12	11	10	9	8	7	6	5	4	3	2	
1st	20	19	18	17	16	15	14	13	12	11	10	9	8	6	4
2nd	17	16	15	4	13	12	11	10	9	8	7	6	5	3	1
3rd	15	14	13	12	11	10	9	8	7	6	5	4	3	1	
4th	13	12	11	10	9	8	7	6	5	4	3	2	1		
5th	12	11	10	9	8	7	6	5	4	3	2	1			
6th	11	10	9	8	7	6	5	4	3	2	1				
7th	10	9	8	7	6	5	4	3	2	1					
8th	9	8	7	6	5	4	3	2	1						
9th	8	7	6	5	4	3	2	1							
10th	7	6	5	4	3	2	1								
11th	6	5	4	3	2	1									
12th	5	3	3	2	1										
13th	4	4	2	1											
14th	3	2	1												
15th	2	1													
16th	1														

The USEF National Championship Combined Driving classes will receive double points.

3. National Awards will be presented at the USEF Annual Meeting.
4. Award Categories. Awards will be given in the following categories: Combined Driving Single Horse, Combined Driving Pair Horses, Combined Driving Four-In-Hand Horses, Combined Driving Single Pony, Combined Driving Pair Ponies, and Combined Driving Four-In-Hand Ponies.

GR1127 English Pleasure. EC 2/17/09 Effective 12/1/09

1. Eligibility. See GR1110.
2. Point Tabulation. See GR1113-GR1119.
3. Points will be awarded as follows:

	First Place	Second Place	Third Place	Fourth Place	Fifth Place	Sixth Place
A Rating	36	28	26	24	22	20
B Rating	30	24	22	20	18	16
C Rating	26	20	18	16	14	12
Local	20	16	14	12	10	8

4. National Awards will be given in the following categories through 6th place:
 - a. English Pleasure Saddle Seat
 - b. English Pleasure Hunter Seat
 - c. English Pleasure Driving
5. Classes not to count towards national awards include: Classes restricted riders or drivers with maiden, novice, or limit status, Classes designated as Amateur-Owner-Trainer, Horsemanship, Combined Hunter Seat and Saddle Seat classes, Walk/Trot classes, unrated classes per GR902.2, and classes listed in GR314.1.

GR1128 Friesian.

1. Eligibility. See GR1110.
2. Point Tabulation. See GR1113-GR1119.
 - a. Points for all eligible classes (See GR1128.3-GR1128.7) at Local, A, B, and C-rated competitions will be awarded according to the following chart:

	First	Second	Third	Fourth	Fifth
Local Competition	10	8	6	4	2
C Rating	16	14	12	10	8
B Rating	22	20	18	16	14
A Rating	28	26	24	22	20

- b. Points for all eligible classes (See GR1128.3-GR1128.7) at IFSHA designated regional competitions will be awarded at double value of an A rated competition.
 - c. Points for all eligible classes (See GR1128.3-GR1128.7) at the IFSHA designated national competition will be at triple value of an A rated competition.
3. National and Regional awards will be given in the following categories through 6th place:
 - a. Friesian In Hand - To include points earned from all In Hand classes including open, amateur, junior exhibitor, owner to lead, all horse genders, and all horse age groups.
 - b. Friesian Saddle Seat - To include all points earned in Saddle Seat (Country Pleasure, Pleasure, and Park) classes. All classifications of those classes (Open, Amateur, Owner to Ride) all rider age groups (adult or junior exhibitor), all horse genders, and all horse age groups.
 - c. Friesian Hunter - To include all points earned in Hunter Pleasure & Hunter Hack classes. All classifications of those classes (Open, Amateur, Owner to Ride), all rider age groups (adult or junior exhibitors), all horse genders, and all horse age groups.
 - d. Friesian Western - To include all points earned in Western Pleasure and Trail, all classifications of those classes (Open, Amateur, Owner to Ride), all rider age groups (adult and junior exhibitors), all horse genders, and all horse age groups.
 - e. Friesian Driving - To include all points earned in all types of driving classes (Show Driving, Reinsmanship, Working, Turnout, Pleasure, and Sjees) all hitches (tandem, random, unicorn, single, pair, and four-in-hand), Obstacle (Timed, Pick Your Route, Gambler's Choice) all horse genders, all horse age groups, all classifications of those classes (open and amateur exhibitors) and all driver age groups (adult and junior exhibitor).
 - f. Friesian Dressage - To include all points from Dressage Suitability, Dressage Hack, and Dressage Tests, all horse genders, all horse age groups, all classifications (open, and amateur exhibitors) all rider age groups (adult and junior exhibitors).
 - g. Friesian Specialty Horse - One award category, based on the total number of points from Costume (Fantasy, Period, & Armor), English Show Hack, Liberty, Tandem riding, Drive and Ride, Drive, Ride and Jump, and all Walk/Trot Classes (not to include Junior equitation classes or Lead line).
 - h. Part-bred Friesian In Hand - To include points earned in all In-Hand classes in Open, amateur, junior exhibitors, owner to lead, all horse genders, and all horse age groups, and all age groups.
 - i. Part-bred Friesian Saddle Seat - To include all points earned in Saddle Seat (Country Pleasure, Pleasure, and Park) classes. All classifications of those classes, (Open, Amateur, Owner to Ride), all rider age groups (adult or junior exhibitors), all horse genders, and all horse age groups.
 - j. Part-bred Friesian Hunter - To include all points earned in Hunter Pleasure & Hunter Hack classes, all classifications of those classes (Open, Amateur, Owner to Ride), all rider age groups (adult or junior exhibitors), all horse genders and all horse age groups.
 - k. Part-bred Friesian Western - To include all points earned in Western Pleasure and trail, all classifications of those classes (Open, and amateur, Owner to Ride) all rider

- age groups (adult and junior exhibitors), all horse genders, and all horse age groups.
- l. Part-bred Friesian Driving - To include all points earned in all types of driving classes (Show Driving, Reinsmanship, Working, Turnout, Pleasure, and Sjees) all hitches (tandem, random, unicorn, single, pair, and four-in-hand), Obstacle (Timed, Pick Your Route, Gambler's Choice) all horse genders, all horse age groups, all classifications of those classes (open and amateur exhibitors) and all driver age groups (adult and junior exhibitors).
 - m. Part-bred Friesian Dressage - To include all points from Dressage Suitability, Dressage Hack, and Dressage Tests, all horse genders, all horse age groups, all classification (open, and amateur exhibitors) all rider age groups (adult and junior exhibitor).
 - n. Part-bred Friesian Specialty Horse - One award category, based on the total number of points from Costume (Fantasy, Period, & Armor), English Show Hack, Liberty, Tandem riding, Drive and Ride, Drive, Ride and Jump, and all Walk/Trot Classes not to include Junior equitation classes or Lead line.
4. Grand Champion Friesian is based on the total points won in all Friesian categories as specifically stated above in all categories.
 5. Grand Champion Part-bred Friesian is based on the total points won in all Part-bred Friesian categories, as specifically stated above
 6. Friesian Junior Exhibitor Award - To include all points from junior exhibitor equitation (Saddle Seat, Hunter Seat, Western Seat, Walk-Trot 10 & under), and Junior Exhibitor (in-hand, riding or driving) classes.
 7. Part-bred Friesian Junior Exhibitor Award - To include all points from junior exhibitor equitation (Saddle Seat, Hunter Seat, Western Seat, Walk-Trot 10 & under), and Junior Exhibitor (in-hand, riding or driving) classes.

FRIESIAN REGIONAL MAP



GR1129 Hackney.

1. Eligibility. See GR1110.
2. Point Tabulation. See GR1113-GR1119. Points for all competitions will be awarded as follows:

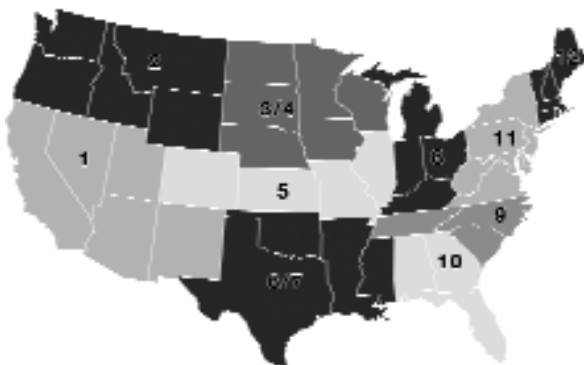
First	Second	Third	Fourth	Fifth	Sixth
20	12	8	4	2	1

The Kentucky State Fair World's Championship Horse Show will receive double points. There will be one Federation Regional Competition in each region which will be at a site chosen by the USEF Hackney Pony Committee. Ribbons won at this Regional Competition will count triple points.

3. Regional Awards will be distributed according to the Hackney Regional map.
4. National Awards will be presented at the Federation Annual Meeting.
5. Regional Awards will be presented at an appropriate venue within each region.
6. Award Categories. A National Award will be given for the category of Hackney Horse. National & Regional Awards will be given in the following categories: Open Hackney Pony,

Amateur Hackney Pony, Open Harness Pony, Amateur Harness Pony, Pleasure Pony Driving, Hackney Roadster Pony (shares one award with Open Roadster Pony), Amateur Hackney Roadster Pony (shares one award with Amateur Roadster Pony), and Junior Exhibitor Hackney Roadster Pony (shares one award with Junior Exhibitor Roadster Pony). See GR1137.6.

HACKNEY REGIONAL MAP



GR1130 Hunter Divisions.

1. Eligibility.

Points toward any Horse of the Year Award will not be credited until the applications and fees for the horse's recording, exhibitor's registration, transfer of ownership, name change or addition of owner(s) and owner's Senior Active, Junior Active or Life membership are received by the Federation office. Furthermore, points toward Horse of the Year Awards will not be credited until the applications and fees for the owner's USHJA Active or USHJA Life membership are received by the Federation or USHJA offices. Exception: Applications for Federation and USHJA Individual Membership and Horse Recordings submitted at Licensed Competitions.

2. Point Tabulation. See GR1113-GR1119.

3. In the Hunter division, points are calculated according to the Increment system. In "C" and "B" rated sections, points are determined by the number of horses shown in the section; in "A" rated sections, points are determined by both the rating of the competition (based on scheduling restrictions of HU160) as well as the number of horses shown. Exception: National awards for First and Second Year Green Hunter, Regular Working Hunter, Green Conformation Hunter, and Regular Conformation Hunter will be based on money won based on scale of 1 point for every dollar earned. This includes money won in hunter classics and the international hunter derby. All Zone awards will continue to be awarded based on point values determined by the Increment system. Money won in the USHJA International Hunter Derby will only be awarded towards a declared Hunter section for HOTY points if a horse competes in the declared section a minimum of 5 times during the competition year.

4. All Hunter competitions are required to offer the minimum number of classes and amounts of prize money listed in GR313 for each approved Hunter section. If sections are canceled or entries are insufficient to award all prize money offered then only money offered to the number of places awarded must be distributed. All Hunter competitions must state their Increment rating clearly on the cover of the prize list. A maximum of \$5,000 in Hunter Classic prize money can count as part of the required \$25,000 in prize money that must be offered in order to maintain an "AA" rating. If an add-back is offered, the minimum required prize money for that section must be guaranteed, and the add-backs must be clearly indicated in the prize list. Exception: "AA" rated competitions guaranteeing a minimum of \$18,001 in prize money and offering add back in "A" rated Hunter sections, prize money offered in Hunter Classics will not count as part the required \$18,001 in prize money that must be awarded. BOD 1/18/09 Effective 12/1/09

5. Increment Chart:

“C” Rated

Exhibitors	3-8	9-15	16-25	26-35	36+
1st	15	20	25	30	35
2nd	10	15	20	25	30
3rd	5	10	15	20	25
4th	4	5	10	15	20
5th	3	4	5	10	15
6th	2	3	4	5	10
7th			3	4	6
8th			2	3	5

“B” Rated

Exhibitors	3-8	9-15	16-25	26-35	36+
1st	20	25	30	40	50
2nd	15	20	25	35	45
3rd	10	15	20	30	40
4th	5	10	15	25	35
5th	4	5	10	20	30
6th	3	4	5	15	25
7th			4	10	20
8th			3	5	10

“A” Rated \$5000 and over. BOD 1/18/09 Effective 12/1/09

Exhibitors	3-8	9-15	16-25	26-35	36+
1st	30	40	50	60	70
2nd	25	35	45	55	65
3rd	20	30	40	50	60
4th	15	25	35	45	55
5th	14	24	34	44	54
6th	13	23	33	43	53
7th			32	42	52
8th			31	41	51

“AA” Rated Competitions guaranteeing \$18,001 and offering add-backs in "A"-rated Hunter sections, and competitions offering \$25,000 and over

BOD 1/18/09 Effective 12/1/09

Exhibitors	3-8	9-15	16-25	26-35	36+
1st	40	50	60	70	80
2nd	35	45	55	65	75
3rd	30	40	50	60	70
4th	25	35	45	55	65
5th	24	34	44	54	64
6th	23	33	43	53	63
7th			42	52	62
8th			41	51	61

Total Prize Money in Rated Hunter Sections

		Classics
"C" competitions	N/A	N/A
"B" competitions	N/A	\$500 and over
"A" competitions	\$5000 and over	\$1000*
"AA" competitions	Competitions guaranteeing \$18,001 and offering add-backs in "A"-rated Hunter sections, and competitions offering \$25,000 and over	\$1000*

BOD 1/18/09 Effective 12/1/09

* \$500 Qualifies as an "A" Pony Hunter Classic

Classics. Bonus points awarded to twelfth place. 1st-20, 2nd-16, 3rd-14, 4th-12, 5th-10, 6th-8, 7th-6, 8th-5, 9th-4, 10th-3, 11th-2, 12th-1 point. B rated Classics will receive the points listed above. "A" rated Classics will receive 4 times the points listed above. "AA" rated Classics will receive 5 times the points listed above.

6. To determine points. Look up division rating. Then check the number of horses shown in the first performance class of the section. Then, find placing and move across chart to determine points value. Points for competitions offering add-backs will be determined in the Federation Office when results and amount of prize money paid are received.

7. Number of entries. The number of entries is determined by the number of entries shown in the first performance class of the section. Sections may not be split if there are less than 40 entries. Sections may be split if there are 40 but less than 50 entries. Sections must be split if there are more than 49 entries. Competition management must post within 12 hours of the completion of the class, in a prominent place on the competition grounds, the number of entries shown in the first performance class of each rated Hunter section, signed by the officiating Judge.

8. Division champions will be awarded 2.0 times the total 1st place point value of the first class in that section. Division reserve champions will be awarded 1.2 times the total 1st place value of the first class in that section. **Division champions for First and Second Year Green Hunter, Regular Working Hunter, Green Conformation Hunter, and Regular Conformation Hunter will be awarded points equal to 10% of the total prize money for each division towards National Horse of the Year awards. Reserve Champions will be awarded points equal to the amount of 5% of the total prize money for each division.**

BOD 1/18/09 Effective 12/1/09

9. Hunter Awards are offered from USHJA for the following at the Zone level:

Children's Working Hunter Ponies, Children's Working Hunter Horses, Adult Amateur Working Hunter 18-35 Years Old, Adult Amateur Working Hunter Over 35 Years Old and for any Zone that has submitted specifications by August 1 of any year for its Pre-Green Hunters to be rated.

10. Hunter awards are offered for the following at the Zone from USHJA and National levels from the Federation:

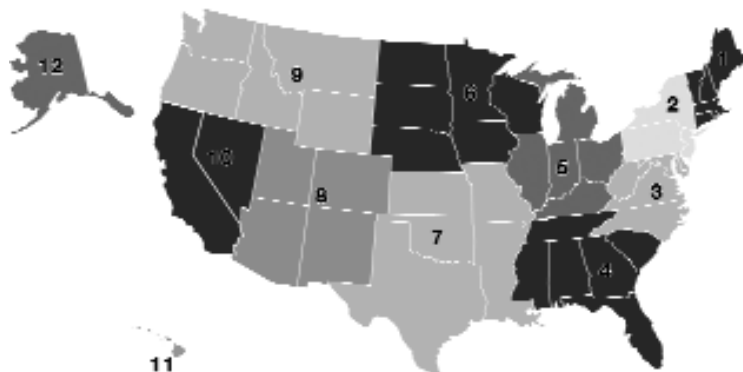
Green Conformation Hunter, Green Working Hunter - First and Second Year, Regular Conformation Hunter, Regular Working Hunter, Small Green Pony Working Hunter, Medium Green Pony Working Hunter, Large Green Pony Working Hunter, Small Pony Working Hunter, Medium Pony Working Hunter, Large Pony Working Hunter, Small Junior Working Hunter 15 yrs. & under, Small Junior Hunter 16-17 yrs., Large Junior Working Hunter 15 yrs. & under, Large Junior Working Hunter 16-17 yrs., Amateur Owner Hunter - 18-35 Years Old and Over 35 Years Old, Ladies Side Saddle, Amateur Owner 3'3.

11. For the purposes of the USHJA Zone awards, ribbons won in any "A" or "B" rated section will receive B points. USHJA Zone Awards will be distributed according to the Zone map.

12. Presentation of the National Horse of the Year Awards will be made at the Federation Annual Meeting.

13. Presentation of the USHJA Zone Horse of the Year Awards will be made at Zone meetings at the discretion of Zone Committees.

ZONE MAP



GR1131 Pony Hunter Breeding and Hunter Breeding.

1. Eligibility- Points toward any Horse of the Year Award will not be credited until the applications and fees for the horse's recording, exhibitor's registration, transfer of ownership, name change or addition of owner(s) and owner's Senior Active, Junior Active or Life membership are received by the Federation office. Furthermore, points toward Horse of the Year Awards will not be credit until the applications and fees for the owner's USHJA Active or USHJA Life membership are received by the Federation or USHJA offices. Exception: Applications for Federation and USHJA Individual Membership and Horse Recordings submitted at Licensed Competitions. *BOD 1/18/09 Effective 12/1/09*
2. Hunter Breeding Awards are offered for the following at the Zone from USHJA and National level from the Federation: Hunter Breeding Yearling, Hunter Breeding Two-Year-Old, Hunter Breeding Three-Year-Old. Point Tabulation, see HU186.5.
3. Pony Hunter Breeding awards are only offered at the Zone level from USHJA for the following: Pony Hunter Breeding Yearling, Pony Hunter Breeding Two-Year-Old, Pony Hunter Breeding Three-Year-Old. Point Tabulation, see HU187.4.
4. Presentation of the National Horse of the Year Awards will be made at the Federation Annual Meeting.
5. Presentation of the USHJA Zone Horse of the Year Awards will be made at Zone meetings at the discretion of Zone Committees.

GR1132 Jumpers.

1. Eligibility.
Points toward any Horse of the Year Award will not be credited until the applications and fees for the horse's recording, exhibitor's registration, transfer of ownership, name change or addition of owner(s) and owner's Senior Active, Junior Active or Life membership are received by the Federation office. Furthermore, points toward Horse of the Year Awards will not be credit until the applications and fees for the owner's USHJA Active or USHJA Life membership are received by the Federation or USHJA offices. Exception: Applications for Federation and USHJA Individual Membership and Horse Recordings submitted at Licensed Competitions. *BOD 1/18/09 Effective 12/1/09*
2. Point Tabulation. See GR1113-GR1119. Children's and Adult Jumper Zone Horse of the Year Awards and Pony, 5-Year Old, 6-Year Old, and 7/8-Year Old Jumper National and Zone Horse of the Year Awards will be based on the following:

Exhibitors*	3-8	9-15	16-25	26+
1st	15	20	25	30
2nd	10	15	20	25
3rd	5	10	15	20
4th	4	5	10	15
5th	3	4	5	10
6th	2	3	4	5

*Determined by the number of entries that competed (see JP133.13) in the class.

3. The Junior Jumper, Amateur Owner Jumper, and Young Rider Jumper Horse of the Year Awards will be based on one point for every dollar won in their classification at Regular Competitions.
4. The Open Jumper Horse of the Year Award will be based on money won in classes which comply with JP150, classes of \$25,000 or more. One point for every dollar won will be awarded.
5. Award Categories. National awards will be given in the following categories: LOW JUNIOR, JUNIOR, LOW AMATEUR OWNER, AMATEUR OWNER, OPEN, PONY, YOUNG RIDERS. Zone Horse of the Year Awards will be given by USHJA in the following categories (see JP118 for Zone specifications): LOW JUNIOR, JUNIOR, CHILDREN'S, ADULT, LOW AMATEUR OWNER, AMATEUR OWNER, PONY.
6. USHJA Zone awards will be distributed according to the Zone map.
7. National Awards will be presented at the Federation Annual Meeting.
8. Presentation of the USHJA Zone Horse of the Year Awards will be made at Zone meetings at the discretion of Zone Committees.

GR1133 Morgan Horse Division.

1. Eligibility. See GR1110.
2. Point Tabulation. See GR1113-GR1119. In-hand classes will accrue points in all age group classes as listed below. Junior and Senior Champion and Reserve Champion ribbons will receive double points; Grand Champion and Reserve In Hand will receive triple points.
3. All other restricted classes will count 1/2 points (Maiden, Novice, Limit, Green Horse classes).
4. In all other classes points will count as follows, with horses receiving an extra point for each horse lower than them in the class:

	First	Second	Third	Fourth
A Rating	20	12	8	4
B Rating	10	6	4	2
C Rating	5	3	2	1

Points in all Championship Performance classes will be scored as follows:

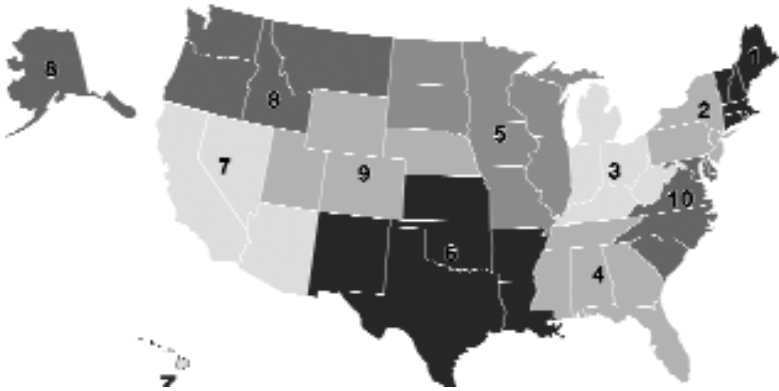
	Champion	Reserve	Third	Fourth
A Rating	40	24	16	8
B Rating	20	12	8	4
C Rating	10	6	4	2

5. Categories. National and Regional awards will be given in the following:
 - ENGLISH PLEASURE - Open, Amateur, Junior Exhibitor;
 - WESTERN PLEASURE—Open, Amateur, Junior Exhibitor;
 - PLEASURE DRIVING—Open, Amateur; *Junior Exhibitor; EC 2/16/10 Effective immediately*
 - CLASSIC PLEASURE SADDLE;
 - CLASSIC PLEASURE DRIVING;
 - PARK - Saddle and Harness
 - HUNTER PLEASURE—Open, Amateur, Junior Exhibitor;
 - IN-HAND;
 - CARRIAGE—Classes offered in the CP rules of the USEF rule book will count towards this award. Exception: Concours D'Elegance; Classes which are restricted (number of

ribbons won; number of ADS and/or USEF Carriage Pleasure Driving competitions completed; number of years of competition experience; entry status: maiden, novice, limit; driver status: junior, adult, professional, amateur, maiden, novice, limit; horse status: maiden, novice, limit, size, age, sex) will count as half points;
DRESSAGE—Training, 1st Level, Second Level through Fourth Level;
ROAD HACK;
VERSATILE MORGAN—Jumper, Parade, Roadster, Reining, Trail, Working Cow, Working Hunter O/F and U/S.

6. Grand Champion Morgan Horse is based on the total of all points won in all Morgan categories.
7. For purposes of distributing Regional awards the following map will be used: Region 4 - Alabama, Florida, Georgia, Mississippi, Tennessee; Region 10 - Delaware, District of Columbia, Maryland, North Carolina, South Carolina, Virginia.
8. National Horse of the Year Awards will be presented at the Federation Annual Meeting.
9. Regional awards will be presented at a place determined by each AMHA regional organization. Or if no regional organization exists, by a committee of Morgan club presidents selected by and chaired by the AMHA regional director of that region.
10. All Federation members receiving awards must also be members of AMHA prior to the presentation of the awards.

MORGAN REGIONAL MAP



GR1134 National Show Horse.

1. Eligibility. See GR1110.
 2. Point Tabulation. See GR1113-GR1119.
- Points will be awarded as follows:

	First	Second	Third	Fourth	Fifth
A Rating	20	12	8	4	2
B Rating	10	6	4	2	1
C Rating	5	3	2	1	0

- Championship classes will receive double points; NSHR District Finals classes will receive double points; NSHR National Finals classes will receive triple points.
3. Awards will be given on a National basis.
 4. Categories. National awards will be given in the following categories: English Pleasure, Pleasure Driving, Three-Gaited, Five-Gaited, Fine Harness, Country Pleasure, Hunter Pleasure, Show Hack, Western Pleasure.
 5. National Horse of the Year Awards will be presented at the Federation Annual Meeting.

GR1135 Paso Fino.

1. Eligibility. See GR1110.
2. Point Tabulation. See GR1113-GR1119. Points will be awarded according to the number of horses beaten in a class for which the Federation has class specifications. Exception: In Youth and Equitation classes no points will be awarded. 3 points will be awarded for every horse beaten in a class at a Federation Regular Competition. 1 point will be awarded at Federation Local Competitions. Championship classes will be awarded double points.

EC 2/16/10 Effective 9/1/10

3. Award Category. A National High Point Award will be given.
4. National Horse of the Year Award will be presented at the Federation Annual Meeting.

GR1136 Reining.

1. Eligibility. See GR1110.
2. Point Tabulation. Points will be awarded according to the number of horses beaten in a class. A rated competitions will award 2 points for every horse beaten; B, C, and Local rated competitions will award 1 point for every horse beaten in the class. Championship classes will be awarded double points.
3. Award Categories. National Awards will be given in the following categories: Open, Non-Pro/Adult Amateur, Junior Exhibitor;
4. National Horse of the Year Awards will be presented at the Federation Annual Meeting.

GR1137 Roadster.

1. Eligibility. See GR1110.
2. Point Tabulation. See GR1113-GR1119. Points for all competitions will be awarded as follows:

First	Second	Third	Fourth	Fifth	Sixth
20	12	8	4	2	1

The Kentucky State Fair World’s Championship Horse Show will receive double points. There will be one Federation Regional Competition in each region which will be at a site chosen by the Federation. Roadster Committee Ribbons won at this Regional Competition will count triple points.

3. Regional Awards will be distributed according to the Hackney Regional Map.
4. National Awards will be presented at the Federation Annual Meeting.
5. Regional Awards will be presented at an appropriate venue within each region.
6. Award Categories. National and Regional Awards will be given in the following categories: Roadster Horse Under Saddle, Roadster Horse To Bike, Amateur Roadster Pony, Junior Exhibitor Roadster Pony, Open Roadster Pony (shares one award with Hackney Roadster Pony). See GR1129.6.

GR1138 Saddlebred.

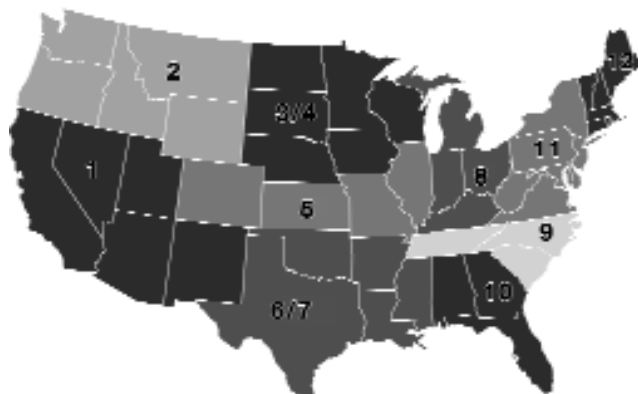
1. Eligibility. See GR1110. All horses must be registered American Saddlebred Horses, and owners must be members of the American Saddlebred Horse Association.
2. Point Tabulation. See GR1113-GR1119. Points for all competitions will be awarded as follows:

First	Second	Third	Fourth	Fifth	Sixth
20	12	8	4	2	1

There will be one Federation Regional Competition in each region which will be at a site chosen by the Federation Saddlebred Committee based on the overall quality of the competition. Ribbons won at this Regional Competition will count triple points. In addition, competitions designated as Regional Championships by the American Saddlebred Horse Association will receive triple points. The Kentucky State Fair World’s Championship Horse Show will receive double points for qualifying classes and triple points for the Championship and/or Stake. National Championship classes held at competitions other than The Kentucky State Fair World’s Championship Horse Show will receive double points for qualifying classes and triple points for the Championship and/or Stake. There must be a qualifying class in order for the Championship and/or Stake to count for triple points.

3. Regional Awards will be distributed according to the Saddlebred Regional Map.
4. National Awards will be presented at the Federation Annual Meeting.
5. Regional Awards will be presented at an appropriate venue within each region.
6. Award Categories. National and Regional awards will be given in the following categories: Three-Gaited Park Horse, Open Three-Gaited Saddlebred, Amateur Three-Gaited Saddlebred, Junior Exhibitor's Three-Gaited Saddlebred, Open Five-Gaited Saddlebred, Three Gaited Park Pleasure, Amateur Five-Gaited Saddlebred, Junior Exhibitor's Five-Gaited Saddlebred, Three-Gaited Show Pleasure Horse, Five-Gaited Show Pleasure Horse, Country Pleasure English Horse, Country Pleasure Western Horse, Show Pleasure Driving Horse, Country Pleasure Driving Horse, Country Pleasure Hunter Horse, Open Fine Harness, Amateur Fine Harness.

SADDLEBRED REGIONAL MAP



GR1139 Vaulting.

1. Eligibility. See GR1110.
2. Points are based on the following:
To be eligible for an award, a horse must have participated in a minimum of three USEF recognized vaulting competitions. Only horses that carry the same vaulter/s for all classes in a division are eligible. The horse must receive a qualifying average horse score of 6.000 or greater. Only the highest average horse score for each award category in a competition will be converted to points for this program. The sum of the three highest point totals (one from each competition) will be used to determine award winners in each category. Points will be used to determine awards only in the competition year in which they are earned.
3. Award Category. A National High Point Award will be given in the following categories: Individual Vaulting Horse, Pas de Deux Vaulting Horse, and Team Vaulting Horse.
4. Presentation of the National Horse of the Year Awards will be made at the Federation Annual Meeting.

GR1140 Welsh Pony and Cob.

1. Welsh Pony Awards are offered for the following at the Zone and National level: Pleasure Pony, 12.2 hands & Under, Pleasure Pony over 12.2 hands but not exceeding 14.2 hands, Pleasure Driving, Pony Hunter, Pleasure Pony - Adult to Ride, Welsh Pleasure Sec. C/D, Adult Hunter.
2. Points are based on the following:

	First	Second	Third	Fourth
A Rating	20	12	8	4
B Rating	10	6	4	2
C Rating	5	3	2	1

Points in all Championship Performance classes will be scored as follows:

	Champion	Reserve	Third	Fourth
A Rating	40	24	16	8
B Rating	20	12	8	4
C Rating	10	6	4	2

3. For the purposes of Zone awards, ribbons won in any A or B rated section will receive B points. Zone Awards will be distributed according to the Zone map.
4. Presentation of the National Horse of the Year Awards will be made at the Federation Annual Meeting.
5. Presentation of the Federation Zone Horse of the Year Awards will be made at Zone meetings at the discretion of Zone Committees.

GR1141 Western.

1. Eligibility. See GR1110.
2. Point Tabulation. Points will be awarded according to the number of horses beaten in a class. A rated competitions will award 2 points for every horse beaten; B, C, and Local rated competitions will award 1 point for every horse beaten in the class. Championship classes will be awarded double points.
3. Award Categories. National and Regional Awards will be given in the following categories:
 - TRAIL—Open, Adult Amateur, Junior Exhibitor;
 - WESTERN PLEASURE—Open, Adult Amateur, Junior Exhibitor.
4. For purposes of distributing Regional Awards refer to the Regional map in GR1123.
5. National Horse of the Year Awards will be presented at the Federation Annual Meeting.

SUBCHAPTER 11-G ZONE FINAL COMPETITIONS.

GR1142 Purpose.

These competitions are designed to encourage participation in the Federation Horse of the Year Awards program at the Zone level.

GR1143 Eligibility.

All participants must be either a current Senior Active, Junior Active or Life Member of the Federation and a member of USHJA; and all horses/ponies must be currently recorded with the Federation. Each Zone Committee must submit the qualifying criteria for the Zone Finals Competition by December 1st of each year preceding the Finals.

GR1144 Type.

1. All Zone Final competitions are considered Regular Competitions and may be held either as part of an existing Licensed Competition (with proper Federation approval already in place) or as a separate competition provided all steps are taken for proper date approval.
2. Application to hold a USHJA Zone Final competition must be made with the written approval of the Zone Committee, to the USHJA Office at least 60 days in advance of the date of the competition. The dues for a Zone Final held as a separate competition will be equal to those of a Regular Competition, (See GR309.4). A Zone Final competition will receive consideration as a C rated competition and will be approved on the same mileage basis as a C rated competition, however points will be awarded based on GR1144.

GR1145 Qualifying.

Zone Competitions may restrict entries by establishing a qualifying period. This qualifying period cannot culminate less than 30 days prior to the competition to provide ample time for the Federation/USHJA Office to establish the point standings for that Final.

GR1146 Federation Zone Horse of the Year Points.

Special points will be given in all classes held during Zone Final competitions provided the Federation has a current zone award for that section/division. Special points are as follows: 30 for first place or champion; 20 points for second place or reserve champion; 15 for third; 10 for fourth; 9 for fifth; 8 for sixth. Jumper classes will receive the above-mentioned points

as well regardless of whether prize money is offered. Hunter Breeding and Pony Hunter Breeding will receive two times their regular point value for Zone Finals competitions.

SUBCHAPTER 11-H ZONE OR REGIONAL HUNTER/JUMPER CHAMPIONSHIPS.

GR1147 Purpose.

These competitions are designed to encourage participation in the Federation Horse of the Year Awards program at the Zone or Regional level and are designed for the very top riders and horses in a specified geographical area.

1. The Chairman of a Zone may request permission of the Federation to hold a Zone Championship competition in any class, section, or division in which the Federation recognizes a national championship or offers a 'Horse of the Year Award'.
2. Two or more Zone Chairmen may request permission to hold a Regional Championship competition including several zones, in any class, section, or division in which the Federation recognizes a national championship or offers a 'Horse of the Year Award'.
3. Specific divisions may have additional rules or requirements for Zone or Regional Championships, which must be adhered to for those classes. (For example, Federation Hunter Seat Medal Zone or Regional Championships, EQ107.)

GR1148 Eligibility.

All participants must be either a current individual Senior Active, Junior Active or Life member of the Federation and all horses/ponies must be currently recorded with the Federation. Each Zone or Regional Championship may restrict entries in whatever manner the Zone Committee feels will encourage the fairest competition provided this information is published for all potential exhibitors at least 90 days prior to the competition on the Federation website and printed in the prize list at the time of publication.

GR1149 Type.

All Zone and Regional Championship competitions are considered Regular competitions and may be held either as part of an existing licensed competition (with proper Federation approval already in place) or as a separate competition provided all steps are taken for proper date approval. Applications to hold a Federation Zone or Regional Championship competition must be made with the written approval of the Zone Committee to the Federation Office at least 120 days in advance of the date of the competition. The dues for a Zone or Regional Championship that is held as a separate competition will be equal to those of a Regular competition. (See GR309.5) A Zone or Regional Championship competition will receive consideration as an 'A' rated competition and will be approved on the same mileage basis as an 'A' rated competition, however bonus points will be awarded based on GR1149.

GR1150 Qualifying.

Zone or Regional Championship competitions may restrict entries by establishing a qualifying period. This qualifying period cannot culminate less than 30 days prior to the competition to provide ample time for the Federation Office to establish the point standings for that Championship.

GR1151 Special Points.

Special points will be given in all classes held during Zone or Regional Championship competitions provided the Federation has a current zone or national award for that section/division. Special points are as follows: 1.5 times the points normally awarded for Champion, Reserve, and third through sixth place in each respective class. Also, 1.5 times the normal points will be given for Classics.

CHAPTER 12 COMPETITION OFFICIALS, EMPLOYEES, AND VOLUNTEERS

SUBCHAPTER 12-A COMPETITION OFFICIALS.

- GR1201 Licensee - Operation of Competition.
- GR1202 Manager.
- GR1203 Competition Secretary.
- GR1204 Veterinarian.
- GR1205 Course Designer.
- GR1206 Farrier.
- GR1207 Designated Competition Office Representative.

SUBCHAPTER 12-B COMPETITION EMPLOYEES AND VOLUNTEERS.

- GR1208 Ringmaster.
- GR1209 Timekeeper.

SUBCHAPTER 12-C DUTIES OF COMPETITION MANAGEMENT IN GENERAL.

- GR1210 General.
- GR1211 Appointment of Officials and Employees.

SUBCHAPTER 12-D DUTIES CONCERNING COMPETITION RECORDS.

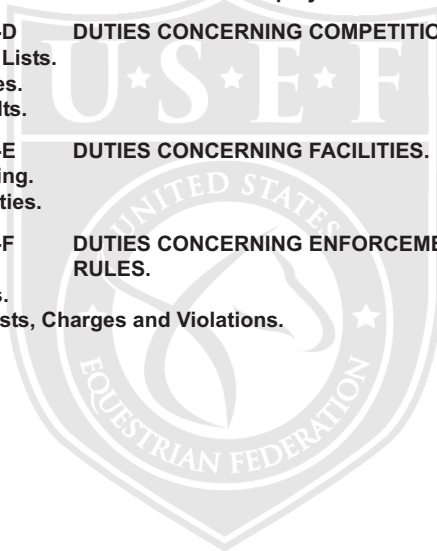
- GR1212 Prize Lists.
- GR1213 Entries.
- GR1214 Results.

SUBCHAPTER 12-E DUTIES CONCERNING FACILITIES.

- GR1215 Stabling.
- GR1216 Facilities.

SUBCHAPTER 12-F DUTIES CONCERNING ENFORCEMENT OF FEDERATION RULES.

- GR1217 Rules.
- GR1218 Protests, Charges and Violations.





CHAPTER 12 COMPETITION OFFICIALS, EMPLOYEES, AND VOLUNTEERS

SUBCHAPTER 12-A COMPETITION OFFICIALS.

GR1201 Licensee - Operation of Competition.

The Licensee of a Licensed Competition is responsible for the operation of the competition. The Licensee may appoint a Show Committee of at least three responsible people who must be available at all times to act in executive capacity. It is the duty of the Licensee to enforce all the rules of the Federation from the time entries are admitted to the competition grounds until their departure.

GR1202 Manager.

1. An individual acting in this capacity is required to be a Senior Active Member of the Federation. In addition, any individual acting as the manager of a hunter and/or jumper Open (not restricted to a breed) competition must be a current member in good standing of the United States Hunter Jumper Association, Inc.
2. Licensed Competitions should exercise extreme care in the selection and appointment of a competition manager for the mutual benefit of committees, exhibitors and spectators. Any member of a Show Committee who performs the duties assigned herein to the competition manager, in lieu of an appointed manager, is in fact the responsible officer within the meaning of these rules and must be so named in the prize list. A thorough knowledge of the rules of the Federation is one of the requisites of a person serving as a competition manager.
3. Any competition manager who violates or knowingly permits violation of the rules of the Federation at his competition is subject to disciplinary action by the Committee on Charges, Protests and Hearings in accordance with Chapters 6 and 7.
4. A manager cannot serve as judge, steward or technical delegate of his own competition. A member of a manager's family cannot officiate as judge, steward or technical delegate at said manager's competition.
5. A manager or secretary of a Dressage Competition or an organizer of an Eventing Competition may not compete as rider or handler in his/her own competition. However, he or she may show Hors de Concours if he or she designates an assistant in charge while he or she is showing. This does not absolve the manager's or secretary's duties and responsibilities.
6. A manager of a Dressage Competition must be present throughout the competition he/she is managing while classes are underway. However, he or she may leave the competition grounds if he or she designates an assistant manager in charge during the time of his/her absence. This does not absolve the manager's duties and responsibilities.
7. **The manager of a Level 3, Level 4 or Level 5 Dressage Competition must be eligible according to the criteria listed in DR126 and listed in the Dressage Levels chart posted on the USEF website. EC 9/21/09 Effective 12/1/09**

GR1203 Competition Secretary.

1. An individual(s) who processes entries or performs such other duties as assigned by the Board of Directors, the Show Committee and manager. A secretary of a Dressage Competition may not serve as judge or compete as rider or handler in his/her own competition. However, he or she may show Hors de Concours if he or she designates an assistant in charge while he or she is showing. This does not absolve the secretary's duties and responsibilities. An individual acting in this capacity must be an Individual Senior Active member of The Federation.
2. **The secretary of a Level 3, Level 4 or Level 5 Dressage Competition must be eligible according to the criteria listed in DR126 and listed in the Dressage Levels chart posted on the USEF website. EC 9/21/09 Effective 12/1/09**

GR1204 Veterinarian.

1. The official veterinarian shall be a licensed graduate of an accredited veterinary school in good standing in his/her state of practice, be familiar with the current USEF Equine Drugs and Medications Rules and have experience in equine veterinary practice. He/she shall not rule on soundness in classes in which he/she or a family member may have a horse or pony entered or measure any horses or ponies in which a conflict of interest exists due to

personal or family interest in the equine. The official veterinarian may be a competitor and the competition will still be in compliance with the requirements of GR1211.4 (Exception: Eventing). Veterinary emergencies shall take precedence over competing.

2. He shall render complete veterinary service to visiting International Teams and feature attractions; the cost of drugs, x-rays, laboratory procedures and expendable equipment is to be paid for by the competition or as otherwise provided prior to the competition. The examination and treatment, except when requested by the judge, of all other horses in the competition shall be on a private practice basis.

3. The veterinarian shall assist management in all matters pertaining to the health and welfare of the animals in the competition.

4. The official veterinarian's decision, if requested by the judge as to the serviceable soundness of a horse (i.e., whether the horse shows evidence of lameness, broken wind, or complete loss of sight in either eye), will be final for the purpose of awarding ribbons in the class for which he has been called.

5. The official veterinarian, if called upon by the judge, will act as consultant in regard to structural faults, defects and blemishes in areas which might impair a horse's activity and durability. Having received the benefit of the veterinarian's consultation, the judge will then place the horses in question at his own discretion, based on their relative merits in light of the entire class specifications.

6. The veterinarian will immediately, after leaving the ring, file a statement of his findings with the competition secretary, setting forth therein the number and title of the class, the number of the horse, the date and time of day. The veterinarian must have his certificate of finding read and signed by the steward of the competition on duty during the particular class.

7. Examination of a horse in the ring by a veterinarian must be done as inconspicuously as possible and in such manner as not to draw public attention thereto. Cooperation of judges to this end is required.

8. It is the duty of the veterinarian to assist the steward/technical delegate in the measurement of any animal requiring measurement in accordance with the rules of the Federation. (See Chapter 5, Chapter HU, HU170-HU178).

9. Veterinarian(s) for Federation Licensed Endurance rides must be selected a) from a list of Federation Endurance Committee approved veterinarians, or b) from the FEI list of Contact and Event Veterinarians in the Endurance Category. Refer to EN113 for Personnel and Qualifications and Duties.

GR1205 Course Designer.

1. The Jumper course designer is responsible for laying out the course, building the obstacles and for the measurement of the course. An "R" license is required to officiate alone for all classes offering \$25,000 or more in prize money. An "r" license is required to officiate in classes offering from \$5,000 to \$24,999 in prize money. To obtain recognition as a course designer, an individual must apply to the Federation for recognition. (See GR1063).

2. The Jumper Course Designer, or his designated representative, must be present during all Jumper classes for which he has responsibility for the courses during a licensed competition and be available to report to the judge at any time that the course is ready in all respects.

3. The Hunter course designer, or his designated representative, must be present at all sessions of a competition and be available to report to the judge at any time that the course is ready in all respects. The Hunter course designer is responsible for the correctness of the course and must give consideration to any suggestions made by the judge. Copies of the courses must be given to the judges. The Hunter course designer must be a Senior member of USEF and must be knowledgeable in the rules relating to the Hunter classes being offered. At non-breed restricted USEF Licensed Competitions the hunter course designer must also be a member of USHJA.

4. A minimum of a "r" Hunter course designer license is required to officiate alone at an "A" or "AA" rated Hunter/Jumper competition with a Hunter class offering up to \$4,999 in prize money. A "R" Hunter course designer license is required to officiate in any class at an "A" or "AA" licensed Hunter/Jumper competition with a Hunter class offering \$5,000 or more in prize money. *BOD 1/18/09 Effective 12/1/09*

5. Eventing Course Designer.

- a. A course designer may not compete in any competition where he/she is officiating.
- b. No member of a course designer's family may compete over any course designed by the course designer.
- c. A course designer, a member of a course designer's family, or a Course Advisor at Eventing Competitions is subject to the restrictions of GR1205.5a and GR1205.5b at only the following competitions: Three Day Events, National Championship Horse Trials, competitions being used for Federation selection purposes, and similar competitions designated by the Eventing Committee.

GR1206 Farrier.

A farrier cannot officiate in any class in which he is an exhibitor. He must report promptly when called to the ring to make repairs during a class.

GR1207 Designated Competition Office Representative.

1. A Designated Competition Office Representative need not be appointed at all competitions. It is at the discretion of the Steward/Technical Delegate to appoint one if the circumstances so require. Some examples that may require the Steward/Technical Delegate to appoint a Designated Competition Office Representative are:
 - a. Large competition grounds or eventing courses that may cause an extraordinary amount of time to reach the competition office.
 - b. Many arenas that require the Steward's/Technical Delegate's attention.
 - c. Special classes that require the Steward/Technical Delegate to remain at the schooling area.
 - d. A large number of entries at the competition, which may cause many trips to the competition office for collection of the Drugs and Medications Report Form.
2. Further the Designated Competition Office Representative must be a Federation Senior Member and an office staff person mutually agreed upon by the Competition Management and Competition Steward/Technical Delegate.
3. The Designated Competition Office Representative will be responsible to collect, date, sign, and issue receipt for all the Medication Report Forms submitted. Additionally, all Medication Report Forms are to be given to the Steward/Technical Delegate on a daily basis. It is the Steward's/Technical Delegate's sole responsibility to inspect, sign and return all the Medications Report Forms to the Federation office.

SUBCHAPTER 12-B COMPETITION EMPLOYEES AND VOLUNTEERS.

GR1208 Ringmaster.

A ringmaster cannot officiate in any class of a competition in which he or a member of his family or any of his clients is an exhibitor.

GR1209 Timekeeper.

A timekeeper cannot officiate in a class in which a member of his family or any of his clients is competing (Exceptions: Jumper classes, Dressage Classes and Eventing Competitions). See also GR831.1 and GR833.

SUBCHAPTER 12-C DUTIES OF COMPETITION MANAGEMENT IN GENERAL.

GR1210 General.

Apply annually to the Federation for dates for the competition.

1. Medal Classes.
 - a. Competitions offering Hunter Seat Medal classes must offer at least three additional classes under Federation rules suitable for those competitors who are eligible to compete in the Medal. These classes do not have to be Equitation classes.
BOD 1/17/10 Effective 4/1/10
 - b. Competitions cannot restrict cross entries between Medal classes.
 - c. NOTE: Permission to hold a Medal class will not be granted to more than one, one day Licensed Competition held on consecutive days with the same management at the same location.
 - d. Following the holding of the Federation Hunter Seat, Saddle Seat Medal Classes, the Federation Adult Equitation Class and/or the Federation Pony Medal Class,

Competition Management shall forward to the Federation a total amount representing the \$10 per entry in each class.

2. "A" competition grounds must have a level surface area for measurement (when there are divisions that require measurement) in accordance with GR507.
3. See that animals required to be measured are correctly measured by the rules and order the measurement of any horse whose height or length of foot is protested by an exhibitor.
4. Competition management shall place a minimum of one sharps container per each competition, whether or not stabling is provided. Additionally, at least one sharps container per fifty occupied stalls for the disposal of needles and other disposable sharp instruments in convenient locations in barns housing competition horses. It is competition management's responsibility to replace such containers when full and dispose of them properly. Competition management may fine any individuals including trainers, owners, exhibitors, or their agents up to \$100 for improper disposal of needles or other sharp disposable instruments. Competition management will place a notice of this requirement either in its prize list or on a specific handout given to trainers on check in at the competition. If local law has different requirements, local law will prevail. Competitions failing to comply with placing the required number of containers on the show grounds will be considered in violation of the rules and may be subject to penalty as determined by the CEO or Executive Director and/or the Hearing Committee.
5. Competition Management is required to submit a Post Competition Report, along with the appropriate fees, to the Federation, postmarked or electronic date stamped within 10 calendar days after the close of the competition. Fees must be submitted by cashier/company/personal check, money order, credit card or wire transfer; cash will not be accepted as proper payment. For purposes of this rule, a Post Competition Report shall include all appropriate fees and the following properly completed forms: a Post Competition Report Form, Membership Applications and Horse Recording Applications. A fine of \$100 will be imposed on any Competition Management which fails to submit any appropriate fees with the Post Competition Report within 10 calendar days after the end of the competition. Competition Management postmarked or electronic date stamped disputing that the fee/fine is properly owing may appeal in writing to the Federation within 30 days of the date of the notice of outstanding fees and fines. The Federation's CEO or Executive Director will consider the appeal and may waive part or all of the fine upon a finding of good cause why the payment was not submitted in a timely fashion and/or a finding that extreme hardship results from the automatic penalty.
6. If required by management, premiums of the competition will be paid to all competitors that have provided Social Security numbers, Federal ID numbers or Tax Identification numbers to the competition secretary. It is the sole responsibility of the competitor to provide the competition secretary with accurate payee information, including Social Security number, Federal ID number, or Tax Identification number, payee name and address. The above mentioned premiums must be paid within 30 days of the last day of the competition. Pay other indebtedness of the competition within 30 days of the invoice date. A fine of \$100 will be imposed on any Competition Management which fails to pay any competition fees/fines to the Federation within 30 days of the notice of the fees/fines owing. A Competition Management disputing that the fee/fine is properly owing may appeal in writing to the Federation within 30 days. The Federation's CEO or Executive Director will consider the appeal and may waive part or all of the fine upon a finding of good cause why the payment was not submitted in a timely fashion and/or a finding that extreme hardship results from the automatic penalty.
7. If competition management fails to pay invoices owing within 45 calendar days from the date on the invoice, the Federation will levy a fine of \$50 for each month the invoice remains outstanding.
8. Collect \$7 fee in all classes for the Equine Drugs and Medications Program, except where prohibited by law. (See GR407).
9. It is a violation for Competition Management to assess and/or collect a drug enforcement fee in excess of, or in addition to, that specified and required by GR407.2 of these rules, unless said assessment is approved in writing by the Federation in advance, and then only under the terms and conditions set forth.

10. It is a violation for Competition Management to withhold from the Federation any or all of the drug fees collected in accordance with GR407.3, for any purpose, including to defray the expenses incurred providing stalls, passes, and other items to the Federation drug testing personnel, as required by GR407.4 and .5.
11. At the Federation's request, a competition must furnish entry blanks, judges' cards, class sheets or any other documents within the time requested by the Federation. These records must be kept on the competition grounds during all sessions of the competition. These records must be retained for three years.
12. Be responsible for the construction of courses.
13. Competition management must post within 12 hours of the completion of the class, in a predominate place on the competition grounds, the number of entries shown in the first performance class of each rated Hunter section, signed by the officiating judge.
14. **Collection of non-USEF Fees**
 - a. Federation International Discipline Associations and Recognized Affiliate Associations, as defined in GR204.1a and .b, may require a Licensee to collect fees from exhibitors and remit such fees to the applicable association, unless the Federation objects to such fees in writing.
 - b. A Licensee may also agree with any Federation Affiliated Association, as defined in GR204.1c, d, e and f, to collect fees from exhibitors and remit such fees to the applicable association only if the following terms and conditions are met.
 - (1) Association must be a member in good standing of the Federation and the Federation Recognized Affiliate(s) representing the breed/discipline competing at competitions where the fees are to be assessed.
 - (2) Association must apply for and obtain permission from the Federation, in accordance with procedures published on the Federation's website, no less than sixty (60) days prior to the start of the competition.
 - (3) Association, upon approval from the Federation, must provide a Licensee with a copy of the Federation Approval Letter prior to collection and remittance of fees.
 - (4) Association fees must be listed separately from Federation, International Discipline and Recognized Affiliate fees on entry blank and all amounts collected must be disclosed to the Federation along with and subject to post-competition reporting requirements.
 - c. Licensee shall not collect fees on behalf of any non-Federation International Discipline Association, non-recognized Affiliate Association or non-Federation Affiliated Association. *BOD 7/28/09 Effective 12/1/09*
15. It is the responsibility of competition management to hire officials. It is the responsibility of the Licensed Official to ensure that he/she is properly qualified and in good standing with the Federation to officiate. Special, and Guest officials' cards must be applied for in accordance with GR1025-GR1026 and GR1029.
16. For all Federation competitions holding Dressage classes, remit to the Federation with post-competition report the required fees for use of Federation copyrighted Dressage Tests, as specified on the post-competition report.
17. No manager or representative of the manager may hold a prize money class without distributing the prize money.
18. To ensure that Federation Member Reports and Judge Evaluation Forms are publicly displayed and available for Federation members during the entire competition. Ensure that an announcement is made via the competition's public address system at least once each session, pertaining to the availability of said forms.
19. **Specific duties of Dressage Competition Management are listed in the Dressage Levels chart posted on the USEF website. *EC 9/21/09 Effective 12/1/09***

GR1211 Appointment of Officials and Employees.

1. Obtain the necessary Special, and Guest cards for judges, course designers, stewards and technical delegates.
2. Judges.
 - a. Hire the necessary judges and officials for the operation of the competition and to see that they are properly qualified.
 - b. If a competition finds it necessary to substitute a judge for one who is officially designated in the prize list and/or catalogue and who is unable to serve due to circumstances beyond his control, the restrictions of GR1304.2-.12 shall be non-effective.

- c. Furnish the judges in each class a scorecard containing exact class specifications. (Exception: only the percentage of conformation must be noted for rated Hunter classes.) Fence heights must be noted for all unrated classes. Method of breaking ties in Jumper classes must be included.
3. Stewards/Technical Delegates.
- a. Appoint and identify in the prize list and catalogue one or more licensed Federation Stewards licensed to officiate in the divisions and sections for which the competition is approved who shall be present at each session of the competition. A technical delegate must be appointed for Eventing Competitions, Dressage Competitions and Regular and Local Competitions offering "open" Dressage Division classes (i.e., classes which are not limited to certain breeds) or classes above Third Level. (Exception: A Category 2 or Combined Category steward may officiate through Fourth Level in the Andalusian, Arabian, Friesian, Morgan or other breed-restricted Divisions at regular or local competitions, only if classes are not part of an "open" Dressage Division.) If required to officiate, a Dressage Technical Delegate must be present and officiate for all Dressage classes held on the day(s) which he/she is in attendance. If no other classes except Dressage are held on a licensed day of a breed-restricted regular or local competition, a steward does not need to be present in addition to the Dressage Technical Delegate.
- b. If a competition finds it necessary to substitute a steward or technical delegate for one who is officially designated in the prize list and/or catalogue and who is unable to serve due to circumstances beyond his control, the restrictions of GR1304.14 and/or GR1304.21 shall be non-effective.
- c. Competitions are urged to engage a steward for each ring when classes are held simultaneously and to select individuals who are well versed in the divisions being offered.
- d. With the exception of Hunter/Jumper competitions (see GR1211.3e), competitions using more than three performance areas simultaneously must have at least two stewards on duty. Dressage arenas do not count as a performance area. If more than six performance areas are used simultaneously, at least three stewards must be on duty. When three stewards are officiating, one steward will not be subject to the provisions of GR1034.1 and will be eligible to serve as steward for a fourth consecutive competition run by the same governing body, Board of Directors or Licensee.
- e. A Hunter/Jumper competition using up to four performance areas simultaneously must have at least one Steward on duty. When five or more performance areas are in use simultaneously, there must be two Stewards on duty. A competition using four performance areas simultaneously that had more than 500 horses competing the previous year must have two Stewards on duty. If more than eight performance areas are used simultaneously, then at least three Stewards must be on duty. A competition in its first year of operation must have two Stewards on duty if there are more than three performance areas in use simultaneously and three stewards on duty if there are more than eight performance areas in use simultaneously. When there is more than one steward required, the licensed Stewards must designate one as the Senior Steward for that competition and must notify competition management.
- f. For each competition day that a Dressage Competition schedules 300 or more rides (including Dressage and DSHB entries), the competition must have at least two Dressage Technical Delegates on duty. When only one competition ring is in session, only one Dressage Technical Delegate need be present on the grounds. Dressage Competitions holding both a national competition and a CDI must have a separate Dressage Technical Delegate in addition to the FEI Chief Dressage Steward.
- g. At all competitions using more than one competition ring, management must provide a hand-held communication device (i.e. walkie-talkie or cell phone) to at least one steward or technical delegate.
4. Veterinarians.
- a. (Exception: Eventing - see EV176) Every competition with rated or non rated division(s) or sections must have a qualified veterinarian present throughout the competition if the previous year's competition's entry number is 200 horses or higher, except Federation Licensed/Equine Canada Recognized Competitions held in Canada (see Chapter JP, Chapter DC and Chapter EN). Exception: All USEF/USDF Regional Championships or Federation Zone Championships must have a veterinarian present

on the grounds throughout the competition regardless of the number of horses competing. In the year after a competition has hosted a USEF/USDF Regional Championship or Federation Zone Championship, a veterinarian will be required to be present only if 200 or more horses competed the year prior to hosting the championship.

b. The previous competition entry number shall be determined by the amount of Federation fees paid to the Federation. Exception: For Dressage Competitions, the number of horses competing the previous year shall determine if a veterinarian must be present on the grounds or on call.

c. Competitions with less than 200 horses must have a written agreement with a veterinarian to be on call.

d. First year multi-day competitions with "A" rated divisions must have a veterinarian present throughout the competition. Exception: First year multi-day *Breed or Multi-breed restricted* competitions with "A" rated divisions must have a veterinarian either on call or on the grounds throughout the competition. All other first year multi-day competitions and first year one-day competitions must have a written agreement with a veterinarian on call. *BOD 1/17/10 Effective 4/1/10*

e. *Level 4 and Level 5 Dressage Competitions must have a veterinarian present on the grounds throughout the competition regardless of the number of horses competing. EC 9/21/09 Effective 12/1/09*

f. An official veterinarian should receive the comparable consideration and remuneration as other paid officials.

g. At competitions where the official veterinarian is on call, the prize list must include the time period when the veterinarian will be available to conduct measurements. This information must also be posted in the show office. If the veterinarian is required to measure at any time other than as stated in the prize list, the owner is responsible for paying veterinarian fees.

5. Qualified Medical Personnel.

a. Qualified medical personnel with no other duties and with appropriate medical equipment, as required by their certifying State or EMS Region, must be present during all scheduled performances at all competitions and during all paid scheduled schooling sessions over fences, including one (1) day prior to the start of the competition if applicable, and during all scheduled performances.

(1) Qualified medical personnel is a currently certified or licensed EMT, or Paramedic, or a Physician or Nurse trained in pre-hospital trauma care and currently certified or licensed in their profession. (Exception: Eventing - see EV113.4)

(2) A Physician or Nurse trained in pre-hospital trauma care is a Physician or Nurse who is currently certified in Advanced Trauma Life Support (ATLS), Basic Trauma Life Support (BTLS), Pre-hospital Trauma Life Support (PHTLS), or who has First Responder or comparable certification. Comparable certification requires review and written approval in advance by the Safety Committee. (Exception: Eventing - see EV113.4)

(3) It is strongly recommended that EMTs and/or Paramedics be used to fill this position. Medical personnel must not exceed the scope of their practice.

(4) A fine of \$750 per day will be imposed on Licensed Competitions failing to comply with this rule. *BOD 1/17/10 Effective immediately*

(5) All medical personnel must be readily identifiable and the area where they are available must be designated and readily accessible.

(6) Unless prohibited by Federal, State or local law, this person must furnish the Steward(s) or TD(s) with a copy of his/her report(s), or assist these officials with documenting any findings and treatment for all injuries sustained in competition or on the competition grounds.

b. Competitions using more than three performance areas simultaneously must have at least one additional person who is CPR-certified to assist the medical personnel of record for that competition. The additional person may have other duties related to the competition provided they can be immediately available to respond to an emergency. This person must be identified to officials and staff. Dressage arenas do not count as performance areas. If more than six performance areas are used simultaneously there must be at least two additional people who are CPR-certified to assist the medical

personnel of record for that competition. *Hunter and Jumper competitions using four or more rings simultaneously must have, in addition to the qualified medical personnel of record, one additional person who is at least First Responder certified present during all performance sessions. BOD 1/17/10 Effective immediately*

c. An operational telephone and/or other emergency call priority system must be provided by the competition. Management must post in the office and by the telephone and/or the emergency call equipment, emergency telephone numbers plus directions to the competition which could be quickly relayed to the off site responder.

d. Additionally, during the time period as defined above, an ambulance must be on the competition grounds or on call.

e. All competitions must have in place prior to the start of the competition, an accident preparedness plan and in conjunction with the plan make the necessary arrangements for an ambulance to be on the grounds or on call.

(1) Competition management is responsible for ensuring that all competition officials and competition staff are advised of the accident preparedness plan and that it is distributed accordingly.

(2) Said plan shall be given to the Steward or Technical Delegate prior to the start of the competition.

(3) The Steward or Technical Delegate shall submit a copy of said plan to the Federation along with his/her Steward or Technical Delegate report.

(4) A fine of \$750 per day will be imposed on Licensed Competitions failing to either have an ambulance on the grounds or on call.

6. Safety Coordinator

a. All Licensed Competitions must appoint a Safety Coordinator, who shall oversee the establishment and coordination of medical and veterinary services. This person may have other roles or duties in relation to the competition except:

(1) The Safety Coordinator may not serve as Judge at the competition.

(2) The Safety Coordinator may not compete as a rider, driver, vaulter, longeur, or handler at the competition.

b. Duties of the Safety Coordinator. The Safety Coordinator shall:

(1) Oversee provisions for the safety and welfare of exhibitors, horses and spectators.

(2) Oversee the implementation of the Accident Preparedness Plan (GR1211.5).

(3) Hold a meeting with Competition Management and Medical Personnel to ensure that parties are aware of the requirements of the Accident Preparedness Plan.

(4) Provide Medical Personnel with a map of the competition grounds which includes plans for vehicle access to competition/warm-up areas and stabling.

(5) Have his name and contact information posted along with the required emergency information at the competition. *BOD 1/18/09 Effective 12/1/09*

7. Every competition which offers a division or section with an "A" rating must have a farrier qualified in those divisions or sections available during all performances (Exception: "A" rated Welsh competitions). A farrier must be on the grounds or on call at competitions only offering "B" Hunter sections or at competitions offering only Western divisions. Other competitions should have a farrier available at all times.

8. It is required that all Licensed Competitions must have a 'Competition Secretary', i.e. a secretary who is a Senior Active Federation member, present in the competition office during the competition.

9. Specific requirements for staff and officials for Dressage Competitions are listed in the Dressage Levels chart posted on the USEF website. *EC 9/21/09 Effective 12/1/09*

SUBCHAPTER 12-D DUTIES CONCERNING COMPETITION RECORDS.

GR1212 Prize Lists.

1. A copy of the prize list must be received by the Federation Office at least thirty (30) days prior to the competition. Prize list must be forwarded by mail with proof of delivery or submitted electronically via e-mail, with staff confirming receipt. If the prize list is not received thirty (30) days prior to the competition, the competition will be invoiced as outlined in GR1212.2. Copies also must be forwarded to the Federation steward or technical delegate and to the judges.

2. If the prize list is not received thirty (30) days prior to the competition, the Federation shall levy a fine of \$200. If the fine is not paid, it shall be added to the amount of dues for the ensuing year and future competition dates will not be awarded until both penalty and dues have been paid. For the second consecutive offense, the competition will be suspended.

3. If management disputes that the prize list was not timely filed or that the above fine is not properly owing, it may appeal in writing to the Federation within 30 days of management's receipt of the Federation's notice of fine, specifying the grounds for the appeal. The Federation's CEO or Executive Director, a special committee appointed by the President or the Hearing Committee will consider the appeal and may waive a part or all of the fine upon a finding of good cause why the prize list was not timely filed and/or a finding that extreme hardship results from the automatic penalty. See Chapter 9 for requirements regarding prize lists.

GR1213 Entries.

1. The name of any exhibitor whose fees are not negotiable must be reported in writing to the Federation within 90 days of the close of the competition. (See GR913).

2. If there is a closing date, the competition must acknowledge all entries made by that date.

3. Ensure that no entry will compete until or unless the exhibitor and the rider, driver, or handler and trainer, or agent(s) of such person(s), have signed an entry blank, including all post entries. In the case of a rider, driver or handler under 18, his/her parent or guardian, or if not available, the trainer, must sign an entry blank on the minor's behalf.

4. Have available applications for amateur status. If a rider or driver in amateur classes does not possess current amateur certification, the secretary must require the individual to complete the necessary application (see GR1307).

5. Collect and remit promptly to the Federation and its applicable Recognized Affiliate Associations as defined under Bylaw 222, Section 1 (1) and 1 (2), the non-member registration fee, if applicable, as provided in GR205 and GR206 for each rider, driver, handler, owner, lessee, agent and trainer who is a non-member and participates in any Regular Competition, Eventing Competition at the Preliminary Level or above, Dressage Competitions, Combined Driving Competitions at the Advanced Level or above, Endurance and Vaulting Competitions who has not produced a valid Federation membership card or copy thereof. Lessees are considered owners in connection with this membership requirement. In the event of an entry under multiple ownership, where no owner is a Member, only one owner need pay a non-member registration fee.

6. When classes or divisions are recognized by The Federation under the same competition number, duplicate Federation fees (drug, non-member, etc.) may not be charged to exhibitors, regardless of whether different competition secretaries officiate in these classes or divisions. See GR407.

7. Ensure that riders, driver, handlers, vaulters, longeurs, owners, lessees, agents and trainers who are not members as required by the provisions of Bylaw 203, are not allowed to participate in Regular Competitions, Eventing Competitions at the Preliminary Level or above, Driving Competitions at the Advanced Level or above, Dressage Competitions, Endurance and Vaulting Competitions unless all provisions of .1-.6 (above) are met.

8. Ensure that every rider, driver, longeur, and vaulter in a non-breed-restricted event in an FEI recognized discipline has complied with GR828.4.

9. Eliminate without waiting for a protest to be made, a competitor who has made an entry of horse, rider or driver that is ineligible.

10. If management accepts unpaid entries, it thereby subjects the competition to the provisions of GR913.

11. A number card for each competitor must be provided. For Dressage: A separate number must be issued for each horse/rider combination (DR126.14). For Dressage Sport Horse Breeding: One number must be issued for each horse showing In Hand. A separate number must be issued to each entry (combination of horses) showing in group classes. Entries in Materiale and Under Saddle classes must be issued a separate number only if the rider did not also show the same horse in hand (DR207.8).

GR1214 Results.

1. All competition results and other data as specified by USEF in the license agreement may be electronically transmitted to USEF within 10 days following a Licensed competition including all corrections, changes and additions to the prize list. Electronically submitted results must meet the criteria as published by USEF and must be submitted as outlined in the license agreement. A fee may be assessed for any required data not received electronically. Full results is defined as the names and Federation numbers of all horses, riders and owners that placed or received awards in all classes. For all Jumper Classes offering \$500 or more in prize money (including add back) the competition must submit the following in addition to the above: the number of horses competing in the class, the Level under which the class was conducted, the identification/recording number for each horse in the class, and the placings with the money paid out to each placed entry. For Young Jumper classes the first round fault scores for each entry must also be included. For classes with \$25,000 or more in prize money a copy of the starting order (showing the rider) and judges card(s) are required. Results for Dressage Competitions and Regular or Local competitions holding open Dressage or Dressage Sport Horse Breeding classes must include the Federation and USDF membership and identification/recording numbers for all owners, riders, handlers and horses for whom this information is required for the competition. These results are required to be furnished typewritten on a separate sheet or on the official Federation Standard Result Forms provided by the Federation office, or by computer print-outs, or electronically provided the computer program or separate sheet employed provides all the same information required by the Federation Standard Result Forms. This material is needed in order that the winnings of exhibitors may be included in the Federation's permanent records.
2. The secretary of each Federation Licensed Competition must, within 10 calendar days of the competition, send to the Federation, either electronically or by mail with proof of delivery, a list of judges, stewards, technical delegates and competition officials, as well as the names and addresses of all ribbon winners, the amount of money won if applicable, and number of entries in the Federation Medal classes and USEF/USDF dressage qualifying and championship classes, the first place winners of all other Equitation classes.
3. Competitions offering Medal classes must make a complete report to the Federation in order that Federation memberships can be checked and credit given winners. Names and addresses of all ribbon winners and the numbers of entries in a class must be included.
4. If the competition fails to file a full set of results postmarked within 10 calendar days of the closing of the competition, the Federation will levy a fine of \$250. If the fine is not paid, future competition dates might be retracted or not awarded. The competition has the right to request a waiver of this fine, provided they can show good cause.
5. If management disputes that the results were not timely filed or that the above fine is not properly owing, it may appeal in writing to the Federation within 30 days of management's receipt of the Federation's notice of fine, specifying the grounds for the appeal. The Federation's CEO or Executive Director, a special committee appointed by the President or the Hearing Committee will consider the appeal and may waive a part or all of the fine upon a finding of good cause why the application was not timely filed and/or a finding that extreme hardship results from the automatic penalty.
6. Within 30 days of the deadline for filing any report or paperwork required under the Rules, the Federation must notify the Official Competition Contact responsible for filing such report or paperwork in the event that it has not been received.
7. The Federation must be notified of any retirement ceremony held at any Licensed Competition. See GR812.

SUBCHAPTER 12-E DUTIES CONCERNING FACILITIES.

GR1215 Stabling.

1. At **Level 3, Level 4 and Level 5 Dressage Competitions, and** competitions offering "A" rated hunter sections, overnight stabling, on the competition grounds, must be provided for any accepted and confirmed entry in a section held on multiple days that has requested and paid for the stall(s) by the closing date of entries.
2. Stalls provided must be of sturdy construction, in good condition and safe for horses and ponies. The recommended minimum dimensions for box stalls for horses are 9' wide by 9' deep by 7' high or comparable square footage. It is essential that the covering over the

stalls is weatherproof. Prize list must specify type of stabling and whether stall doors will be provided.

3. At competitions which offer overnight stabling, adequate lighting must be provided.
4. It is recommended that **at Level 4 and Level 5 Dressage Competitions, and at competitions with an A rated division** provide, upon request of the official competition veterinarian, a suitable area, protected from the elements, secured from public view, adequately lighted, with adequate electrical supply and running water, to serve as a first aid station for the emergency treatment of ill and injured horses.
5. **Additional stabling requirements for Dressage Competitions are listed in the Dressage Levels chart posted on the USEF website. EC 9/21/09 Effective 12/1/09**

GR1216 Facilities.

1. Convenient and ample water facilities must be provided.
2. Adequate and sanitary toilet facilities must be provided.
3. "A" competition grounds must have a level surface area for measurement (where there are divisions that require measurement) in accordance with GR507.
4. Food must be provided on the grounds.
5. A secretary's office with adequate personnel and proper communication between secretary, announcer, in-gate, each ring and stables must be provided.
6. Proper schooling and exercise areas must be provided. See Rules GR834-GR838.
7. Subject to local law and contract requirements, any owner or trainer stabled on the grounds of a competition must be permitted to haul in hay, grain and bedding, meeting management's specifications as published in the prize list, for his own use, and use any farrier or veterinarian of his choice.
8. A telephone and/or other emergency call priority system such as a cellular phone must be provided at competitions where horses are stabled overnight. Directions to the competition grounds must be posted in this same location so that directions can be relayed to the EMS. Exhibitors must be notified of the location of the call system.
9. Before the first day of competition, competition management must post the name, address, and telephone number of the closest veterinary emergency and surgical facility. The competition management must have notified and obtained assurance that such facility can handle competition related emergencies. The name, address, and telephone number of this facility must be posted in the same location as the telephone and/or other emergency call priority system.
10. Lighting at sunrise and sunset that provides full and complete visibility is a requirement for the competition ring and schooling area. Horses may not be required to be exhibited in the competition ring or schooled in the designated warmup areas before the official hour of sunrise or after the official hour of sunset unless lighting is provided that assures full and complete visibility.
11. Competition management is required to make an effort to provide the best possible footing in competition and warm-up areas. Provisions must be made (by having on hand proper equipment and scheduling sufficient breaks in the schedule) to maintain the footing in those areas, e.g. by dragging, watering, and raking, if necessary, throughout the competition.

12. Additional requirements for Dressage Competitions regarding facilities, services and amenities are listed in the Dressage Levels chart posted on the USEF website.

EC 9/21/09 Effective 12/1/09

SUBCHAPTER 12-F DUTIES CONCERNING ENFORCEMENT OF FEDERATION RULES.

GR1217 Rules.

1. Each Licensed Competition must have a copy of the current Federation Rule Book available for reference at all times during the competition.
2. Enforce all rules of the Federation from the time entries are admitted to the competition grounds until their departure.
3. Comply with and enforce the 1979 Horse Protection Act. Copies of this law and lists of associations that provide D.Q.P.s can be obtained from the Federation office.
4. Prevent manual poling with unauthorized poles, or the abuse of a horse anywhere on the grounds and to see that GR843 and GR839 are rigidly enforced.

GR1218 Protests, Charges and Violations.

1. Receive and act upon protests and charges in accordance with Chapter 6 and report whatever action is taken to the Hearing Committee.
2. It is within the jurisdiction of a Licensed Competition to disqualify a person and/or his entries and to cause him to forfeit his winnings and ribbons at that competition and for cause to have the horses removed from the grounds without being held for damage. All such disqualifications must be reported to the Federation.
3. Any Licensed Competition which allows a person not in good standing to judge, serve as steward or technical delegate, manage, exhibit, ride, drive, or participate in any manner after due notice has been received from the Secretary of the Federation, is liable to suspension or expulsion from the Federation. See GR704.
4. In the event that any person participating at a competition commits an offense or violation described in Chapter 7, the Directors of the Competition may in their discretion disqualify that person and/or his entries from further participation in their competition only (See GR908). Any such offense must be reported to the Hearing Committee for whatever further action is deemed necessary.
5. Report in writing to the Federation any act on the part of any person named in GR701 deemed prejudicial to the best interests of the Federation. Matters to be so reported include withdrawal by an exhibitor of his horses from the competition grounds, or from the competition after it has commenced, without permission.
6. Report in writing to the Federation within ten (10) days of the close of the competition the names and addresses of exhibitors and horses that were eliminated or disqualified from the competition for a rule violation and reasons for said elimination or disqualification.

CHAPTER 13 COMPETITION PARTICIPANTS AND ASSOCIATED INDIVIDUALS

SUBCHAPTER 13-A RESPONSIBILITIES.

GR1301 General.

GR1302 Duties.

GR1303 General.

GR1304 Regulations Governing Showing Under Judges, Stewards and Technical Delegates. See also GR107 for definition of Client.

GR1305 Elimination & Withdrawal from Classes & Competition.

SUBCHAPTER 13-B AMATEURS AND PROFESSIONALS

GR1306 Amateur Status.

GR1307 Amateur Certification.

GR1308 Professional Status.

SUBCHAPTER 13-C MEMBERSHIP AND DOCUMENT REQUIREMENTS

GR1309 Membership and Document Requirements.

GR1310 Presidential Modifications for the Dressage Division.

SUBCHAPTER 13-D COMPETITION DISPENSATIONS

GR1311 Dispensations.

GR1312 Para-Equestrian Eligibility/Classification.

GR1313 Applying for a Dispensation Certificate.


GR1314 Applying for Para-Equestrian (PE) Classification.

GR1315 Hearings/Protests.

GR1316 Definition of Terms.

SUBCHAPTER 13-E RETURN TO COMPETITION

GR1317 Accidents Involving Competitors.





CHAPTER 13 COMPETITION PARTICIPANTS AND ASSOCIATED INDIVIDUALS

SUBCHAPTER 13-A RESPONSIBILITIES.

GR1301 General.

1. Knowledge of and compliance with the rules of the Federation.
2. Obtain Federation membership or pay a per-competition non-member fee if competing at Federation member competitions. (See GR202 and GR205-GR207.)
3. Obtain Federation Amateur Certification and measurement cards where required. (See GR1307, GR501, and HU170.)
4. Any member or non-member who fails to pay sums owing to the Federation or who makes payment for fees to the Federation which is not negotiable will be notified by the Federation of his or her indebtedness and warned that unless settlement is made within two weeks he or she will automatically be fined the sum of \$250 to be paid to the Federation; and further, that he or she and any horses owned by him or her and any horses and/or persons for which payment has not been made or for which the non-negotiable sums have been paid will automatically be barred from taking any part whatsoever in Licensed Competitions until payment or settlement is made of the total indebtedness to the Federation. All Licensed Competitions will be notified through *equestrian* and the Federation's web site. See definitions, GR130.
 - a. If any individual affected by GR1301.4 disputes that the amounts in question are owed or unpaid, he or she may request a review of these issues by the Hearing Committee provided his or her written statement specifying the grounds for the review is received at the Federation's office within said two week period accompanied by a fee of \$100., which will be refunded if the dispute is settled in favor of said person.
 - b. In the event a person makes non-negotiable payment for fees to the Federation on three or more occasions, he or she is, after a hearing, subject to further disciplinary action. In addition, any future payments made to the Federation, must be submitted in the form of a certified check, cashier's check, money order, or valid credit card.
5. Every person participating in any competition licensed by the Federation is subject to the Federation Bylaws and Rules including the provisions of Chapters 6 and 7 and is responsible under the rules for their own acts and failures to act and for the acts and failures to act of their agent or agents whether or not they or their agent or agents have signed an entry blank.
6. Dogs are not permitted to be loose on competition grounds and must be on a leash or otherwise contained. Individuals must not lead dogs on a leash while mounted. Dog owners failing to comply with this rule may be subject to penalty under Chapters 6 and 7, as well as issuance of warning cards.
7. Minors who do not have a valid driver's license which allows them to operate a motorized vehicle in the state in which they reside will not be permitted to operate a motorized vehicle of any kind, including, but not limited to, golf carts, motorcycles, scooters, or farm utility vehicles, on the competition grounds of licensed competitions. Minors who have a valid temporary license may operate the above described motorized vehicles as long as they are accompanied by an adult with a valid driver's license. Violations of this rule will be cause for sanctions against the parent(s), guardian(s) and/or trainer(s) who are responsible for the child committing the offense. Penalties may include exclusion of the child, parent(s), guardian(s), and/or trainer(s) from the competition grounds for the remainder of the competition and charges being filed against any of the above individuals in accordance with Chapter 6. Wheelchairs and other mobility assistance devices for individuals with disabilities are exempt from this rule.

GR1302 Duties.

1. Every exhibitor, rider, driver, handler and trainer or his/her agent(s) must sign an entry blank (see GR404 and GR908.2). In the case of a rider, driver or handler under 18, his/her parent or guardian, or if not available, the trainer, must sign an entry blank on the minor's behalf.
2. Every exhibitor, rider, driver, handler, and trainer or his agents must provide on the competition entry blank, all information required under Federation rules. Exhibitors are responsible for their own errors and those of their agents in the preparation of entry blanks.

a. The following credentials must be made available to Competition Management. Competitions may, at their discretion, confirm any of the below electronically with the Federation Office:

(1) Original or copies of Federation membership cards, Exemption: Applications completed at the competition. The member will retain the pink copy of the membership application form which, when properly signed by Competition Secretary, is valid for 45 days from the date signed or until the membership card is received from the Federation.

(2) Copies of Federation Measurement cards;

(3) Federation Amateur Certification;

(4) Federation horse recordings for USEF/USDF qualifying classes for dressage championships and USEF/USDF Dressage Championships (see DR127.2).

(5) Registration papers showing proof of ownership or a copy of the registration papers with a Certificate of Eligibility to Show issued by the American Saddlebred Registry for horses entered in classes restricted to American Saddlebreds must be submitted either with entry form at the time of making entry or submitted to the show office before show numbers will be released (or an affidavit completed). If a copy is sent with the entry form, the copy of registration papers will be returned when exhibitors pick up their numbers, if requested by the exhibitor.

(6) Original or copies of United States Hunter Jumper Association, Inc., membership card, if applicable.

b. Exhibitors are urged to submit photostatic copy of all required credentials with their entry blanks. (Exception: measurement cards, see Rules GR502.1 and HU170.1).

c. If an exhibitor does not submit the proper membership documentation to the competition and the competition cannot verify such information, (with the exception of Federation measurement cards) the exhibitor will be responsible to pay a \$30 non-member fee which is non-refundable.

GR1303 General.

Exhibitors' attention is directed to Chapter 3 which includes rules pertaining to conduct at Licensed Competitions.

GR1304 Regulations Governing Showing Under Judges, Stewards and Technical Delegates. See also GR107 for definition of Client.

Refer solely to GR1304.16 for rules pertaining to showing under judges in the Reining Division. Refer to GR1304.22 for rules pertaining to competing under Organizing Committees, Officials: Stewards, Ground Jurors, Veterinary Judges and Technical Delegates in the Endurance Division. See also GR1037 for restrictions on Judges.

1. An exhibitor, coach or trainer may not serve as a judge, steward or technical delegate at any competition in which he/she exhibits, whether or not the classes are conducted under Federation rules. Except Jumpers per GR1304.18 and .19. See also GR1037.1. Exception: Hunter/Jumper competitions with a special competition rating held in conjunction with a USEF licensed competition (see GR301.2). A licensed judge may officiate at the special competition, provided he/she is not or does not have a client participating in the special competition.

2. No member of a judge's family, nor any cohabitant, companion, domestic partner, housemate, or member of a judge's household nor any of the judge's clients, employers or employees or employers of a member of the judge's family may compete as trainer, coach, exhibitor, rider, driver, handler, owner, lessor or lessee in any division, or Dressage class (Arabian, Morgan and Hunter divisions in any competition) unless the relationship is terminated 30 days prior to the competition. Except Hunters and Jumpers per GR1304.18 and .19. For purposes of this rule included as employers are any individuals, corporations, partnerships, foundations, trusts or non-profit organizations and shareholders owning five or more percent of the stock of any corporation which employs the judge or a member of the judge's family, and any officers, directors and partners of any corporation or partnership and officers, directors or trustees of any trust or foundation or non-profit organization which employs the judge or a member of the judge's family. The hiring of a judge to officiate at Licensed Competitions shall not constitute employment for purposes of this rule.

3. No judge's trainer nor any of the judge's trainer's clients may compete as trainer, coach, exhibitor, rider, driver, handler, owner, lessor or lessee in any Division or Dressage class

(Arabian, Morgan and Hunter divisions in any competition) unless the relationship is terminated 30 days prior to the competition.

4. No horses trained by a member of the judge's family may compete in any division or Dressage or Jumper class unless the client/trainer relationship is terminated 30 days prior to the competition. Stud fees, retiree board and broodmare board excluded. Exception: Saddlebred and Hackney classes where requirements that nominations or qualifying be accomplished in advance of the competition (i.e. Futurities, Sweepstakes, Classics, etc.) and the Roadster USTA Classic class, a judge may be substituted in that class for the officially appointed judge who has a conflict. Such substitution shall not affect the restrictions referred to in GR1304.2-4 on the substituted judge.

5. No horse that has been sold (Saddlebred division or leased) by a judge or by his/her employer within a period of three months (Morgan, Paso Fino and Hunter/Jumper 30 days) prior to the competition may be shown before that judge.

6. No horse that has been trained by a judge within the period of 30 days (Saddlebred, Hackney and Roadster Divisions, 90 days) prior to the competition may be shown before that judge.

7. No one may show before a judge who has received or has contracted to receive any remuneration for the sale, purchase or lease of any horse to or from, or for the account of the exhibitor within a period of 30 days (Welsh Division 90 days) prior to the competition unless the sale or purchase has been made and fully consummated at public auction. Exception: In hunter and jumper competitions, restrictions on competing are to apply to the specific horse that has been sold, purchased or leased, the purchaser or lessee and all horses owned or leased by said owner/lessee.

8. No one may show before a judge who boards, shows or trains any horse under the exhibitor's ownership or lease, within a period of 30 days prior to the competition. Stud fees, retiree board and broodmare board excluded.

9. No one may show before a judge who has remunerated the exhibitor for the board or training of any horse for competition purposes within a period of 30 days prior to the competition. Stud fees, retiree board and broodmare board excluded.

10. No one may show before a judge from whom he has leased a horse unless the lease terminated 90 days (Morgan, Paso Fino and Hunter/Jumper 30 days) prior to the competition. **Exception: In Hunter and Jumper competitions restrictions on competing apply only to the specific horse that has been leased. BOD 1/18/09 Effective 12/1/09**

11. No rider may compete in an Equitation or Dressage class before a judge with whom his or her parent, guardian or instructor has had any financial transaction in connection with the sale, lease, board or training of a horse within 30 days of the competition unless the sale or purchase has been made at public auction.

12. No rider may compete in an Equitation or Dressage class before a judge by whom he has been instructed, coached or tutored with or without pay within 30 days of the day of the competition. The conducting of clinics or assistance in group activities such as Pony Clubs, unless private instruction is given, will not be considered as instruction, coaching or tutoring. Exception: Carriage Pleasure Driving - A judge may officiate over entries (competitors and/or animals) who attended group clinics at the competition if the clinic is open to all competitors and animals entered, the clinic is advertised and available to all possible entrants, and during the clinic the judge does not drive any animal that is entered in the competition.

13. No one shall approach a judge with regard to a decision unless he first obtains permission from the Show Committee, steward or technical delegate who shall arrange an appointment with the judge at a proper time and place. No exhibitor has the right to inspect the judge's cards without the judge's permission.

14. No member of a steward or technical delegate's family, nor any cohabitant, companion, domestic partner, housemate, or member of a steward or technical delegate's household, nor any of the steward or technical delegate's clients may take part as a trainer, coach, lessor, lessee, exhibitor, rider, driver, handler or vaulter at a competition where the steward or technical delegate is officiating. Technical Delegates and Stewards may not officiate unless the client relationship is terminated at least 30 days prior to the competition.

15. If a horse is presented to a judge by a person the judge knows is ineligible to compete under these rules, the judge may advise the ring steward that he/she believes the entry to be ineligible and request that the entry be excused, or the judge may proceed to judge the

entry and file a charge under Chapter 6, alleging a violation of this Rule. If a judge has any doubt as to the eligibility of any entry, he/she should judge the entry and file a charge alleging the violation.

16. In the Reining Horse division, a horse may not be shown under a judge if that judge has been owner, trainer or agent of that horse within the previous 90 days, or if said horse is ridden by a member of his/her family or by an employee of said judge. If such a horse is entered in a competition, its entry fee shall be refunded and it is not to be exhibited. A judge may not show to another judge whom he/she has judged or judged with within five days nor may he/she judge another judge under whom he/she has shown or judged with within five days. Volunteer NRHA judges utilized for equipment inspection are excluded from the five day requirement.

17. Competition Restrictions on Judges:

a. A judge may not be an owner of any interest in a horse (including but not limited to syndicate and partnership shares) (except Jumpers per GR1304.18 and .19).

b. A judge may not be a trainer, coach, exhibitor, rider, driver, halter handler, steward, technical delegate, lessor, lessee or manager at any Federation Licensed Competition at which he/she is officiating, including unrated classes. Exceptions: A judge may compete as a rider in Jumper classes offering \$25,000 or more in which he does not officiate; in the Eventing division and in the Dressage division, except for Dressage Sport Horse Breeding classes, horses may be shown Hors de Concours in classes where the owner is not officiating. (See GR1038.1) Exception: Hunter/Jumper competitions with a special competition rating held in conjunction with a USEF licensed competition (see GR301.2). A licensed judge may officiate at the special competition, provided he/she is not or does not have a client participating in the special competition.

18. No member of a jumper judge's family nor a horse in which the jumper judge has an interest may compete in a class in which that jumper judge is officiating. Notwithstanding the foregoing, such family member or such horse may compete in the Hunter or Equitation divisions or in other jumper classes at the same competition. See GR1038.

19. A member of the family of a Hunter or Hunter Seat Equitation Judge or a horse in which that Hunter or Hunter Seat Equitation Judge has an interest may compete in jumper classes at the same competition. See GR1038.

20. For Federation National Hunter, Hunter Pony, Hunter Seat Equitation and Jumper Championships and Finals, no horse or rider that has been trained by a judge or a judge's employee(s) and/or agents within the period of 60 days prior to the competition and 30 days after the competition may show before that judge.

21. A steward or technical delegate cannot own or operate any business (i.e. tack shop, braiding business, etc.) at the same competition where he/she is officiating.

22. In the Endurance Division, the other subdivisions in this Rule are applicable unless they conflict or create an ambiguity when read in conjunction with this subdivision. In that case and at all times involving competing within the Endurance Division, the following rule applies:

a. A Veterinary Judge may not examine horses in competition in which he/she has an ownership interest, are owned by his/her nuclear family members or his/her spouse or children, are owned by his/her cohabitants or significant others or other persons within his/her household, or are owned by a client from whom he/she received 10% or more of his/her gross income or income benefit in the current or prior year or for whom he/she performed work on this horse in the past 30 days;

b. A Technical Delegate, Ground Juror or Steward may not involve him/herself in objections, complaints or other formal disputes involving horses in which he/she has an ownership interest or which are owned under any of the other examples listed above for Veterinary Judges;

c. Extended or nuclear family or household cohabitants or significant others or horses owned by him/her or members of the event Organizing Committee will be allowed to compete in said event, but such relationships should be disclosed in posted announcements at the event or orally at the pre-ride briefing; and,

d. These exceptions do not inhibit or prevent a competitor or other authorized person from asserting such conflict of interest or other issues relating to bias for scrutiny and consideration at the event. However, any such complaint or objection must be raised pursuant to applicable rules or regulations for the event and in a timely manner or they

are deemed waived. This Rule is intended to set parameters to allow a Veterinary Judge, Steward, Ground Juror and Technical Delegate to perform his/her duties at rides and should be construed in all cases to provide that flexibility.

23. The provisions of sections .2-.22 of this rule notwithstanding, an Eventing Judge or Combined Driving Judge may officiate on the Ground Jury of an Eventing or Combined Driving competition when a competitor(s) or horse(s) listed in those sections is/are entered, under the following restrictions

- a. The Judge must notify the Technical Delegate and the Organizer of the conflict prior to the start of competition. If the conflict is discovered after the start of competition the competitor(s) or horse(s) must either withdraw from competition or participate Hors de Concours (H.C.).
- b. The Judge may not judge the Dressage test of the affected competitor(s) or horse(s).
- c. If an Inquiry or Protest is lodged from the Section in which the affected competitor(s) or horse(s) is/are competing, the Judge must excuse himself from the process and the Technical Delegate will assume the role of the Ground Jury.
- d. There are no restrictions on a Judge if a competitor(s) or horse(s) listed in GR1304.2-.22 participates in the Competition H.C.

GR1305 Elimination & Withdrawal from Classes & Competition.

(See also GR117).

1. No exhibitor may withdraw horses from a Licensed Competition after it has commenced, or remove them from the competition grounds, without the permission of the competition secretary.
2. If an exhibitor voluntarily removes a horse from the ring without the permission of the judge, the Show Committee will disqualify the exhibitor and all his entries from all future classes at that competition and all prizes and entry fees for the entire competition will be forfeited.
3. Any horse leaving the ring without the exhibitor's volition is deprived of an award in that class. See also division rules for other causes of elimination.
4. All horses competing in USEF/USDF Regional Dressage Championships classes must remain on the competition grounds from the time of entry to the grounds and for the duration of their USEF/USDF Regional Dressage Championship classes. (See DR127.7) If required to remain overnight, horses must be stabled on the competition grounds.

SUBCHAPTER 13-B AMATEURS AND PROFESSIONALS

GR1306 Amateur Status.

1. Regardless of one's equestrian skills and/or accomplishments, a person is an amateur for all competitions conducted under Federation rules who after his/her 18th birthday, as defined in GR101, has not engaged in any of the following activities which would make him/her a professional. Exception: In the Dressage Division, individuals are only eligible to compete as amateurs from the beginning of the calendar year in which they reach age 22. See DR119.3. In the Reining Division, amateur status will be determined per Reining Division Non Pro Conditions; see amateur status RN105. (For professionals wishing to be re-classified as amateurs, see GR1308.2a):

- a. Accepts remuneration for riding, driving, showing, training, schooling or conducting clinics or seminars.
- b. Accepts remuneration for giving riding or driving lessons, lessons in showmanship, instructions in equitation or horse training. (Persons acting as counselors at summer camps, who are not hired in the exclusive capacity of riding instructors are excluded and persons giving instruction and training to the handicapped).
- c. Accepts remuneration for employment in other capacity (e.g., secretary, bookkeeper, veterinarian, groom, farrier) and gives instruction, rides, drives, shows, trains or schools horses, other than horses actually owned or leased by him/her, when his/her employer or a member of the family of said employer or a corporation which a member of his/her family controls, owns, boards or trains said horses.
- d. Accepts remuneration for the use of his or her name, photograph or other form of personal association as a horseman in connection with any advertisement or article (including but not limited to clothing, product, equipment, etc.) to be sold.

- e. Accepts prize money in equitation or showmanship classes. Prize money may be accepted by amateur riders in Dressage.
 - f. Rides, drives or shows, any horse for which he/she or a member of his/her family or a corporation which a member of his/her family controls, receives remuneration for boarding, training, riding, driving or showing. (A family member of a trainer may not absolve themselves of this rule by entering into a lease or any other agreement for a horse owned by a client of the trainer).
 - g. Gives instruction to any person or rides, drives or shows any horse, for which activity another person in his/her family or corporation which a member of his/her family controls will receive remuneration for the activity. (A family member of a trainer may not absolve themselves of this rule by entering into a lease or any other agreement for a horse owned by a client of the trainer).
 - h. Accepts remuneration, as defined in GR1306.2d, for selling horses/ponies, acts as a paid agent in the sale of horses/ponies or takes horses/ponies on consignment for the purpose of sale or training other than those owned wholly or in part by him/her or by a member of his/her family or farm/ranch/syndicate/partnership/corporation which he/she or a member of his/her family controls.
 - i. Advertising professional services such as training or giving lessons by way of business cards, print ads, or internet.
 - j. For Amateurs in Jumper Sections, see JP117.
 - k. For Amateurs in Eventing sections, see EV Appendix 3 - Participation in Horse Trials.
2. The following activities do not affect the amateur status of a person who is otherwise qualified:
- a. The writing of books or articles pertaining to horses.
 - b. Accepting remuneration for officiating as a judge, steward, technical delegate, course designer, announcer or participating as a TV commentator, or accepting bona fide remuneration for services as a veterinarian, groom, farrier, tack shop operator or breeder, or for accepting bona fide remuneration for boarding services.
 - c. Accepting reimbursement for any expenses directly related to the horse (i.e. farrier/vet bills, entries) however, does not include travel, hotel, room and board or equipment.
 - d. Accepting a token of appreciation, other than money, for riding, driving or showing in halter/in hand. (Note: Horse board, prize money, partial support or objects of more than \$300 are considered remuneration, not small tokens of appreciation). (Also note: accepting any amount of money, whether more or less than \$300, is considered remuneration.) Prize money won by an amateur-owner rider/driver/handler in any class (other than equitation or showmanship) is not considered remuneration.
 - e. Having the occupation of veterinarian, groom, farrier or owning a tack shop or breeding or boarding stable in itself, does not affect the amateur status of a person who is otherwise qualified.
 - f. Any person who is serving an internship for college credit through his/her respective, accredited college program, and who has never held professional status, can accept reimbursement for expenses without profit.

GR1307 Amateur Certification.

1. Every person who has reached his/her 18th birthday and competes in classes for amateurs under Federation rules must possess current amateur certification issued by the Federation. This certification must be available for inspection or the competitor must have lodged with the competition secretary, at least one hour prior to such class, an application for such certification provided by the Federation. Forms may be obtained from the Federation. Certification will be issued only on receipt of the application properly signed and is revocable at any time for cause. Any person who has not reached his/her 18th birthday is an amateur and does not require amateur certification.
2. An amateur continues to be such until he/she has received a change in status from the Federation. Any amateur who wishes to be re-classified on the grounds that he/she has engaged or is planning on engaging in activities which would prevent him/her from continuing to remain an amateur must notify the Federation in writing.
3. There is no fee for amateur certification for Senior Active or Life Members. An annual fee of \$30 will be charged for an amateur card or amateur certification for an individual who

is not a member of The Federation or Equine Canada. Such certification will expire on November 30th.

4. If a person violates or does not comply with the above, he/she will not be eligible to compete in amateur classes and will not be entitled to an award in such classes and will be deemed guilty of a violation within the meaning of Chapter 7 in the event he/she does compete.

5. In the event a person is found to be a professional as a result of a protest or charge made in connection with a competition, all awards won by such person in amateur classes at such competition and subsequent competitions shall be forfeited and returned to the competition and the person shall be subject to further disciplinary action. The holding of an amateur card does not preclude the question of amateur standing being raised by a protest or charge.

6. Any person whose application for amateur status or its renewal has been denied by the Federation may request a hearing by the Hearing Committee or by such individual or committee as it may designate to review said decision. The request must be in writing and mailed to the Hearing Committee within ten (10) days from receipt of the decision sought to be reviewed and accompanied by \$150.

a. The hearing shall be after ten days notice to all parties concerned. The notice shall contain a brief statement of the facts reporting the position of the Federation and shall specify the time and place at which the hearing is to be held. The person requesting said hearing may attend and bring witnesses, sworn statements or other evidence on his or her behalf. Upon the written request of a representative of the Federation or of the person requesting the hearing, there shall be furnished before said hearing any evidence to be introduced, the names of witnesses and the substance of their testimony.

b. The decision of the Hearing Committee or the person or committee designated to preside at said hearing shall be final.

c. Protests or charges brought in connection with a person's amateur status shall be handled in accordance with the provisions of Chapter 6.

7. The trainer may be subject to disciplinary action if an exhibitor who shows as an amateur is protested, and that protest is sustained by the Hearing Committee, and it is determined that the trainer had knowledge of their professional activities. (See GR1306 and GR1308.)

GR1308 Professional Status.

1. A person who engages in the activities described in GR1306 is considered a professional for all competitions conducted under Federation rules.

2. A professional continues to be such until he/she has received amateur status by a vote of the Hearing Committee. Any professional who wishes to be re-classified as an amateur on the grounds that he/she has not engaged in the activities which made him/her a professional within the last 12 months must notify the Federation in writing.

a. Such person shall submit to the Hearing Committee an amateur reclassification request which is supported by:

(1) a notarized letter signed by him or her outlining the horse related activities (using specific dates) which made said person a professional and outlining the activities performed within the 12 month period (or longer) since professional activities have ceased,

(2) two or more notarized letters from any Senior active Federation members stating the relationship with the applicant and outlining the applicant's activities for the one year period preceding such written notification advising and testifying that the applicant has not engaged in any activities which would make him/her a professional as outlined in GR1306 during that time period,

(3) A processing fee of \$50,

(4) a signed amateur certification located on USEF Membership application.

The burden of proof of proving amateur status is on the applicant. The Hearing Committee may call for and/or consider any and all further evidence and facts which it deems pertinent. The decision of the Hearing Committee on the reclassification request shall be final.

b. Any changes of status from professional to amateur, or vice versa, shall be published in *equestrian*.

3. Any person who under these rules is a professional and knowingly and falsely represents himself/herself to be an amateur by declaring or maintaining current amateur certification issued by the Federation, and any person who violates any of the provisions of this rule will be subject to disciplinary action under Chapter 7.
4. An exhibitor who engages a person to ride, drive or show in halter in any amateur class and then remunerates such person above and beyond the extent to which such amateur is entitled as provided above in GR1306.2d. will be subject to disciplinary action under Chapter 7.
5. Please contact the Federation office for information regarding International Professional Licenses.

SUBCHAPTER 13-C MEMBERSHIP AND DOCUMENT REQUIREMENTS

GR1309 Membership and Document Requirements.

1. To be eligible to participate as a rider, driver, owner, handler, vaulter, longeur, lessee, agent, coach or trainer at Regular Competitions, Eventing Competitions at the Preliminary Level or above, Combined Driving Competitions at the Advanced Level, Dressage, Endurance and Vaulting Competitions, persons must be Members of the Federation as provided in GR202 or if not a member, must pay a registration fee as provided in GR207 (for exceptions see GR901.9). Exception: Applications for Federation Individual Membership and Horse Recordings submitted at Licensed Competitions:
 - a. For Dressage Competitions, reference Bylaw 223, Section 1:
 - (1) Applications are considered effective on the date the application and dues are received by the Competition Secretary provided the application is signed and dated by the Competition Secretary on that same day.
 - (2) Applications completed online at the competition are effective the date the application is submitted.
 - b. For all Competitions other than Dressage Competitions, reference Bylaw 221, Section 1:
 - (1) Applications are considered effective, for points and eligibility to compete only, on the start date of said Competition provided the application and dues are received by the Competition Secretary and the application is signed and dated by the Competition Secretary during the period of the Competition.
 - (2) Applications completed online at the competition are effective, for points and eligibility to compete only, on the start date of the Competition.
 - c. Lessees are considered owners in connection with this membership requirement. When an entry is under multiple ownership, only one owner need be a Member or pay a registration fee. When an entry is under a minor's ownership and training, the parent who must sign will be exempt from the Federation non-member fee.
2. Memberships completed at the competition must be forwarded to the Federation office within ten (10) days of the close of the competition as part of the full competition results, which are defined in GR1214. The member's copy of the application is valid for 45 days or until the membership card is received from The Federation.
 - a. The following credentials must be available to Competition Management and the Federation steward/technical delegate. Competitions may, at their discretion, confirm any of the below electronically with the Federation office:
 - (1) Amateur Certification.
 - (2) Copies of Junior Hunter and pony measurement cards.
 - (3) Federation membership cards or a copy thereof, Exception: Applications completed at the competition. The member will retain the pink copy of the membership application form which, when properly signed by the Competition Secretary, is valid for 45 days from the date signed.
 - (4) Federation horse recordings for USEF/USDF qualifying classes for dressage championships (see DR127.2), and USEF/USDF Dressage Championships (see DR127.2).
 - (5) A copy of the registration papers showing recorded ownership or a copy of the registration papers with a Certificate of Eligibility to Show issued by the American Saddlebred Registry for horses entered in classes restricted to American Saddlebreds unless the competition, at their discretion, confirms registration

electronically with the American Saddlebred Registry or the Canadian Livestock Records Corporation.

(6) A copy of the registration papers showing proof of ownership or copy of the registration papers issued by the American Hackney Horse Society and/or the Canadian Hackney Society for ponies and horses entered in classes restricted to Hackney Horses and Hackney Ponies.

(7) Non-U.S. citizens (as defined by GR901.9) and Foreign Competitors (as defined by GR828.4) must provide proof, in English, of current membership in good standing in their respective National Federation, or hold current membership in good standing with USEF.

(8) For all horses competing in Young Jumper classes a copy of the registration papers issued by a Breed Registry (or other means of identification issued by the Federation providing proof of age and identity) must be checked by the horse show office.

(9) Originals or copies of United States Hunter Jumper Association, Inc., membership card, if applicable.

(10) For all horses entered in a Roadster Division, a copy of registration papers showing proof of ownership issued by the United States Trotting Association Canadian Trotting Association (exception: horses that have competed in any Roadster Division class at a USEF licensed event prior to December 1, 2003). For Roadster horses being shown under a name differing from their registration papers, a notarized certificate issued by the American Road Horse and Pony Association.

- b. If an exhibitor does not submit the proper membership documentation to the competition and the competition cannot verify such information, (with the exception of Federation measurement cards) the exhibitor will be responsible to pay a \$30 non-member fee which is non-refundable.
3. Participation of non-US citizens in non-breed-restricted national competitions in the US.
 - a. Non-US citizens who are not current members of USEF as provided in GR202 must either provide proof, in English, of current membership in good standing in their own National Federation, or must pay a registration fee as provided for in GR206 (for exceptions see GR901.9.)
 - b. In any discipline, owners and trainers who are non-US citizens and who have a current letter of permission/good standing from their own federation, are exempt from Federation membership requirements per Art. III, Sect. 3. Under this rule, non-US citizens must provide proof to competition management of current permission/good standing from their own federation in order to be exempted from Federation membership requirements.
 - c. Foreign Competitors who participate in Federation amateur classes, in any discipline, must be in possession of a Federation Amateur Card. However, non U.S. citizens are not required to become Federation Members if they provide proof, in English, of membership in good standing in their own National Federation.
4. U.S. Competitors competing in their own country in an FEI-sanctioned event, not requiring an FEI Passport, must present a valid USA National Passport or a valid FEI Passport. Exception: Endurance Minor Events.

GR1310 Presidential Modifications for the Dressage Division.

In the Dressage Division, competitors will not be allowed to compete with modifications unless a copy of their Federation Presidential Modification letter is provided to the competition secretary by the beginning of the competition.

SUBCHAPTER 13-D COMPETITION DISPENSATIONS

GR1311 Dispensations.

1. Dispensation Certificate. Any individual with a diagnosed permanent physical disability wishing to compete in a Federation licensed competition with a compensatory aid and/or adaptive equipment must obtain a Dispensation Certificate from the Adaptive Sports Committee. Upon the Committee's approval, a Dispensation Certificate will be issued by the Federation. The Dispensation Certificate will list all compensatory aids and adaptive equipment allowed the individual while competing. Other compensatory aids or special equipment not specifically listed on the Dispensation Certificate are not allowed. A copy of

the Dispensation Certificate must be included with the individual's entry. The competition manager or secretary shall include a copy attached to all applicable scoring sheets for the judge's reference. For instructions on how to apply for the Dispensation Certificate, please refer to GR1312. Also see GR1315 for definitions of terms used in this section. (Exception: Dispensation certificates are not required for Breed or Multi-breed restricted or Hunter competitions or classes; Equitation Division classes or the Open Western Division).

2. In circumstances that fall outside of the dispensation program, a Presidential Modification may be considered. Please refer to GR151 and Bylaw 332.1.e.

GR1312 Para-Equestrian Eligibility/Classification.

In order for an individual to compete in USEF licensed Para-Equestrian Competitors, he/she must have a diagnosed, permanent physical disability as determined by the USEF Para-Equestrian Classification System. The individual will be Para-Equestrian eligible (PE eligible), possess a USEF classification card for up to National level competition (USEF PE), or possess and FEI PE Card for Qualifying and International level competition. See GR141 for the definition of Para-Equestrian and GR1310 for additional definitions).

GR1313 Applying for a Dispensation Certificate.

1. Applications for a Dispensation Certificate can be obtained from the Federation (via the USEF website or the USEF office) and are reviewed on a continuing basis throughout the year by the Adaptive Sports Committee. Only applications submitted along with supporting medical documentation will be considered. The Adaptive Sports Committee may request additional supporting evidence from the individual regarding his/her medical status or regarding the aid/equipment which he/she requests dispensation for. The Adaptive Sports Committee will render an opinion (approval of all or some of the aids requested or denial of the dispensation) and the individual will be notified by the USEF in a timely manner.

a. The Dispensation Certificate will be issued annually upon re-application, and remains in effect until the end of the competition year or until he/she receives a change in status from the Federation, whichever is earlier. Any individual who wishes to make changes to his/her Dispensation Certificate must notify the Federation in writing and obtain written approval. Certification is revocable at any time for cause.

b. Applications should be submitted in order to allow 30 days for the Adaptive Sports Committee to render a decision regarding the dispensation status.

c. There is no fee for a Dispensation Certificate.

d. The individual must be a member in good standing with the USEF.

GR1314 Applying for Para-Equestrian (PE) Classification.

1. The individual will request classification from the USEF. Applications may be found on the USEF website or at the USEF office. Once the USEF office receives the application, they will contact the USEF classification coordinator.

a. Until such time that the classification is scheduled, the individual will be considered Para-Equestrian Eligible (PE Eligible) as determined by the USEF classification coordinator.

b. PE Eligible individuals may participate in competition using the self-classification system for local and regional competitions.

2. The USEF classification coordinator will assist in scheduling a classification with one of the USEF Classifiers. There is no fee for the classification, though if the individual requests a classification to be scheduled at their convenience, all expenses for the classifier will be paid for by the individual.

3. The classification will result in a Profile and a Grade based on the FEI Profile system (see GR824). The Profile will remain with the individual for as long as their physical disability remains constant with no need for re-classification. If the individual has a fluctuating medical condition or if his/her function changes, the profile may change with future re-classifications. The Grade will be based on the specific discipline. (see definitions, GR824)

4. Upon classification, the USEF will issue a USEF Classification Card. This card will outline the individual's profile and grade, indicate any compensating aids/adaptive equipment that may be used in USEF PE competition and the expiration date of the classification.

5. For USEF licensed PE competitions, the individual will send in a copy of their Card with their competition entry. The individual will also be responsible for carrying their card throughout the show for review by the TD or Steward as necessary.
6. When change in status occurs (i.e. change of compensating aids/adaptive equipment), written request for a change will be submitted to the USEF office.
7. The USEF Classifier will determine the renewal period for classification. For those with disabilities with no expected change in functional status, the classification will have no expiration. For those with fluctuating conditions or conditions expected to change, either by deterioration or improvement there will be indicated on the card an expiration and expected time for re-classification. It is the individual's responsibility to apply for re-classification through the USEF at least 45 days and at most 90 days prior to the expiration date. It is also the individual's responsibility to apply for re-classification if a major change in status (i.e. resulting from a surgery or therapy which causes significant functional improvement) occurs.
8. Upon receipt of an FEI PE Card for Qualifying and International competition, the FEI card will take the place of a USEF PE Classification Card and may be used for USEF licensed PE competitions.
9. Classification status can be challenged by a USEF PE competition official, competitor or trainer with the potential for re-classification occurring at that event.

GR1315 Hearings/Protests.

1. Any individual whose application for a Dispensation Certificate or a Para-Equestrian Classification has been denied may request a hearing by the Hearing Committee or by such individual or committee as it may designate to review said decision. The request must be in writing and mailed to the Hearing Committee within ten (10) days from receipt of the decision sought to be reviewed.
 - a. The hearing shall be after ten (10) days notice to all parties concerned. The notice shall contain a brief statement of the facts reporting the position of the Federation and shall specify the time and place at which the hearing is to be held. The person requesting said hearing may attend and bring witnesses, sworn statements or other evidence on his or her behalf. Upon the written request of a representative of the Federation or of the person requesting the hearing, there shall be furnished before said hearing any evidence to be introduced, the names of witnesses and the substance of their testimony.
 - b. The decision of the Hearing Committee or the person or committee designated to preside at said hearing shall be final.
 - c. Protests or charges brought in connection with an individual's Dispensation Certificate status or Para Equestrian Classification status shall be handled in accordance with the provisions of Chapter 6.

GR1316 Definition of Terms.

1. Diagnosed permanent physical disability - An individual with a medical condition resulting in functional limitations affecting their ability to participate in equestrian sport and diagnosed by a medical doctor. The condition is not reasonably expected to improve and may, in fact, be one that worsens over time. The condition should be easily objectively measurable in scope, either by physical examination by a medical professional or with medical testing. An example may include a limb amputation, paralysis, weakness due to a neuromuscular condition or hearing or vision loss.
2. Compensating aid and/or adaptive equipment - Allowance for an alteration in performance, an alteration of dress or alternate piece of equipment which allows the individual with a disability to perform the requirements of the competition. The aid or equipment assists in equalizing the functional ability of the individual and should not give the individual an undue advantage. The aid/equipment must be deemed safe for the competitor and the horse and is subject to review by the TD and/or judge at each event.

Examples:

 - a. Saluting with the nod of the head only when taking a hand off of the reins would be unsafe.
 - b. Use of paddock boots and smooth leather half chaps rather than tall boots if wearing tall boots is unsafe for a rider with leg dysfunction.

- c. Allowance to not wear gloves for the individual with abnormal sensation in the hands.
- d. Use of 1 or 2 whips to cue the horse for an individual with impaired use of his/her legs.
- e. Use of a golf cart to survey a course prior to driving for the individual who is unable to walk.
- f. Use of quick release equipment for carriage driving.

For additional examples, please see USEF booklet entitled, Guidelines for USEF Dispensation and USEF Classification Systems found on the USEF website.

3. Dispensation

a. Dispensation Program - The Federation encourages competition amongst all individuals, including those with a diagnosed permanent physical disability. For those individuals wishing to compete in a Federation licensed competition and who require compensating aids and/or adaptive equipment to do so, a Dispensation Certificate may be granted. The purpose of the dispensation is to aid those with limited function by allowing the use of aids/equipment which will result in more equal function. These aids/equipment should not give the individual with a disability an advantage over his/her competitors.

b. Adaptive Sports Committee: An interdisciplinary group representing the equestrian disciplines, the medical field, competitors, and the USEF who is charged with the review and/or approval of dispensation applications. (Bylaw 503.3)

4. Para-Equestrian (PE)

a. USEF Para-Equestrian (PE) Classification System - The USEF has chosen to adopt the FEI Profile System for classification for individuals with disabilities. This system provides a means to assess an individual's functional abilities and impairments to determine which Grade they will compete in amongst individuals with similar levels of function. There is a minimal level of impairment required in order to qualify for the FEI Profile System. In the system, an individual with a permanent measurable physical disability is assessed by a USEF or FEI approved classifier. As a result of the assessment, the classifier will determine eligibility and then assign the individual a Profile. The Profiles are grouped into Grades based on the discipline in which the individual will be competing. For example, an individual who has minor impairment of the Left arm and leg after a stroke would likely be given a Profile 15. If they compete in dressage, they would compete in Grade III. If they choose to compete in Carriage Driving, they would compete as a Grade II.

b. FEI Profile System - Amongst individuals with disabilities, there are many different types of impairments. To provide meaningful competition for these individuals it is necessary that those of similar levels of impairment compete together. The "Profile System" fulfils this criterion. It is a System of tests administered by trained and certified Physical Therapists or Physicians. It is based on the classification systems used in other sports for individuals with disabilities and has been tested for reliability and validity in its application in equestrian sport.

5. Profile - an individual is given one of 42 profiles based on their level of function as assessed by a USEF or FEI Classifier. The Profiles are versatile but tight, easy to use and understand. The locomotor Profiles are not disability (diagnosis) specific, but are based on the ability of the functioning part(s) of the body. The Profile is considered permanent except in the case of a diagnosis that has a reasonable expectation of change, such as with progressive Multiple Sclerosis.

6. Grade - the grouping of profiles within a discipline. In Dressage, there are 5 grades (Ia, Ib, II, III, and IV). In Carriage Driving there are 2 Grades (I and II). A Grade is made up of several profiles, grouping Para-Equestrians of similar level of function. The lower number Grades (i.e. Grade I) is made up of Para-Equestrians with a more significant level of impairment, whereas the higher number Grades (i.e. IV) identify those Para-Equestrians with a lesser impairment. The Grade determines which tests a rider rides and against whom the Para-Equestrian will be competing. In National and International competition, medals/placement is awarded in each Grade.

7. Para-Equestrian (PE) Eligible - an individual with a permanent measurable physical disability who has entered into the classification process but has not yet been classified by a USEF or FEI Classifier. The USEF Classification Coordinator will determine PE Eligible

status. This individual may compete in Para-Equestrian classes at the local or regional level, but may not medal.

8. USEF Para-Equestrian (USEF PE) - a classified Para-Equestrian carrying a USEF Classification card indicating their Profile, Grade, and compensating aids/adaptive equipment. These individuals may compete up to the National level of USEF licensed PE competitions.

9. FEI Para-Equestrian (FEI PE) - a Para-Equestrian carrying an FEI Classification Card indicating their Profile, Grade and compensating aids/adaptive equipment. This individual may compete Nationally and in Qualifying trials. To achieve this classification, the individual will need a classification by two FEI Classifiers, at least one from outside of their home country. There is a fee to the FEI for application and renewal for the FEI PE Classification Card. Individuals must request renewals through the National Federation.

10. USEF Classifier - a Physical Therapist or Physician who has been trained and certified by the USEF to classify individuals using the FEI Profile System. A USEF Classifier may classify Para Equestrians up through a National level competition.

11. FEI Classifier - a Physical Therapist or Physician who has been trained and certified by the FEI to classify Para-Equestrians using the FEI Profile System. An FEI classifier may classify Para-Equestrians through to the International level (i.e. Paralympics and World Games). FEI Classifiers are designated as 'I' (International) or 'O' (Paralympic and World Games).

12. USEF Classification Coordinator - the lead USEF Classifier responsible for assisting individuals through the classification process and establishing PE Eligible status.

13. Para-Equestrian (PE) Self-classification - When it is difficult due to logistics to complete a classification by a USEF or FEI Classifier, an individual may choose to classify themselves based on the USEF Classification System. Using the stick figures and definitions for trainers, a profile will be determined. (see Guidelines for USEF Dispensation and USEF Classification Systems) This will in turn determine a Grade depending on the individual's particular discipline. The self-classification is a means to begin competition based on the individual's self evaluation of their level of function. This will be allowed for local or regional USEF licensed competition only. At this status, an individual may compete at a Grade lower than their functional status determines. Once National competition is attempted, an official classification must be completed.

14. Classification Card - The card issued to a Para-Equestrian indicating the Para-Equestrian's Profile, Grade, Compensating Aids/Adaptive Equipment and expiration of the classification. USEF issues the USEF Classification Card and the FEI issues the FEI PE Classification Card.

SUBCHAPTER 13-E RETURN TO COMPETITION

GR1317 Accidents Involving Competitors.

1. This rule pertains to accidents involving competitors in schooling or competition areas at Federation-Licensed or endorsed competitions.

2. In the event of a fall/accident where the competitor is apparently unconscious or concussed, he/she is precluded from competing until evaluated by qualified medical personnel as defined in GR1211.5. If the competitor refuses to be evaluated, he is disqualified from the competition.

3. A Time-Out may be called under paragraph 2 above in accordance with applicable division rules.

4. Unconsciousness/Concussion. If qualified medical personnel determines that a competitor has sustained unconsciousness or a concussion, he/she must be precluded from competing until cleared to compete under paragraph 6 below.

5. Medical Suspension. Any competitor who is determined ineligible to compete under any of the preceding paragraphs will be placed on the Federation Medical Suspension List that will be posted on the Federation's website.

6. Return to Competition. In the event that a competitor is determined ineligible to compete under one of the preceding paragraphs, the competitor shall submit to the Federation, a signed release, which includes criteria established by the Federation from time to time, completed by a licensed medical professional in order to be eligible to once again compete in Federation-Licensed or endorsed competitions.

7. For all competitors evaluated pursuant to this rule, the Steward or Technical Delegate shall submit a properly completed Accident/Injury Form, and, if applicable, any corresponding signed release to the Federation Director of Competitions by 6:00 p.m. on the day following the last day of the competition.

8. Refusal of Entry. Competitions shall refuse entries of any competitor who is on the Federation Medical Suspension List unless he submits to the Federation a properly signed release as described in paragraph 6 above. Any competitor on the Federation Medical Suspension List is responsible for not competing in any further Federation-Licensed or endorsed competition until they are removed from the medical suspension list.

9. Substitution. Notwithstanding any other provisions of the rules herein, if an entry is accepted prior to the time the competitor was added to the Federation Medical Suspension List, a substitute competitor may be named.

10. Refund. Notwithstanding any other provisions of the rules herein, for any competitor who appears on the Federation Medical Suspension List, a Federation-Licensed or endorsed competition shall refund the entry fees and Jumper nominating fee, if applicable, less office fee.

CHAPTERS AL TO WS

WHICH DESCRIBE THE CLASSES FOR ALL DIVISIONS, TOGETHER WITH DEFINITIONS AS TO APPOINTMENTS. Entries in various classes are judged on some of the following qualifications:

Appointments (equipment)	Handiness (promptness)	Soundness
Breed Character	Manners	Speed
Brilliance	Performance	Substance (strength)
Color	Presence (style)	Suitability
Conformation (build)	Quality (finesse)	Type

The particular qualifications for each class are hereinafter set forth and in each class the order of precedence indicates how the emphasis is to be placed in adjudication.

Class specifications included in division rules are mandatory.

Any class described herein may be confined to exhibitors within a desired area by prefixing "LOCAL" to the class title and clearly describing the area involved (e.g., "Open to horses owned and stabled within...miles of the competition grounds" or "Owned by residents of the Town of ...").

Entry fees, trophies or cash awards must always be indicated. If classes not included herein are offered, extreme care should be exercised in the proper wording of the specifications.

Table of Yards, Feet and Meters

1 inch	=	0.025 m	1.00 m =	3 ft.	3 ins.
1 foot	=	0.30 m	1.10 m =	3 ft.	7 ins.
2 ft.	=	0.61 m	1.20 m =	3 ft.	11 ins.
1 yard	=	0.91 m	1.30 m =	4 ft.	3 ins.
4 ft.	=	1.22 m	1.40 m =	4 ft.	7 ins.
4 ft. 3 ins.	=	1.30 m	1.50 m =	4 ft.	11 ins.
4 ft. 6 ins.	=	1.37 m	1.60 m =	5 ft.	3 ins.
4 ft. 9 ins.	=	1.45 m	1.70 m =	5 ft.	7 ins.
5 ft.	=	1.52 m	1.80 m =	5 ft.	11 ins.
5 ft. 3 ins.	=	1.60 m	1.90 m =	6 ft.	3 ins.
5 ft. 6 ins.	=	1.68 m	2.00 m =	6 ft.	7 ins.
6 ft.	=	1.83 m	3.00 m =	9 ft.	10 ins.
6 ft. 6 ins.	=	1.91 m	4.00 m =	13 ft.	1 ins.
7 ft.	=	2.13 m	5.00 m =	16 ft.	5 ins.
8 ft.	=	2.44 m	6.00 m =	19 ft.	8 ins.
9 ft.	=	2.74 m	7.00 m =	22 ft.	11 ins.
1 ft.	=	3.05 m	8.00 m =	26 ft.	3 ins.
15 ft.	=	4.57 m	9.00 m =	29 ft.	6 ins.
20 ft.	=	6.10 m	10.00 m =	32 ft.	10 ins.
10 yds.	=	9.14 m	25.00 m =	82 ft.	
25 yds.	=	22.86 m	100.00 m =	328 ft.	
50 yds.	=	45.72 m	1000.00 m =	3281ft.	
10 yds.	=	91.44 m			
1000 yds.	=	914.40 m			

Conversion

Yards to Meters, multiply by .9144

Meters to Yards, divide by .9144

Feet to Meters, multiply by .3048

Meters to Feet, divide by .3048

CHAPTER AL ANDALUSIAN/LUSITANO DIVISION

SUBCHAPTER AL-1 GENERAL QUALIFICATIONS.

- AL101 Eligibility to Compete.
- AL102 Breed Standards.
- AL103 Shoeing.

SUBCHAPTER AL-2 HALTER CLASSES.

- AL104 General.
- AL105 Conduct and Specifications.
- AL106 Championships.
- AL107 Get of Sire and Produce of Dam.
- AL108 Gold Medal Movement Award.
- AL109 Cobra of Mares.

SUBCHAPTER AL-3 PERFORMANCE CLASSES

- AL110 General.

SUBCHAPTER AL-4 BEST MOVEMENT

- AL111 General.
- AL112 Appointments.
- AL113 Qualifying Gaits
- AL114 Best Movement Class Specifications.

SUBCHAPTER AL-5 ENGLISH PLEASURE – FORMAL SADDLE HORSE.

- AL115 Formal Saddle Horse.

SUBCHAPTER AL-6 ENGLISH PLEASURE - SADDLE SEAT HORSE

- AL116 English Pleasure Saddle Seat.
- AL117 Appointments.
- AL118 Qualifying Gaits.
- AL119 English Pleasure – Saddle Seat Class Specifications.

SUBCHAPTER AL-7 COUNTRY ENGLISH PLEASURE

- AL120 General.
- AL121 Appointments.
- AL122 Qualifying Gaits.
- AL123 Country English Pleasure Class Specifications.

SUBCHAPTER AL-8 ENGLISH PLEASURE – HUNT SEAT.

- AL124 Appointments.
- AL125 Qualifying Gaits.
- AL126 English Pleasure – Hunt Seat Class Specifications.

SUBCHAPTER AL-9 ENGLISH PLEASURE – DRESSAGE SUITABILITY.

- AL127 General.
- AL128 Appointments.
- AL129 Qualifying Gaits.
- AL130 Dressage Suitability Class Specifications.

SUBCHAPTER AL -10 DRESSAGE HACK.

- AL131 General.
- AL132 Appointments.
- AL133 Qualifying gaits and Class Specifications.
- AL134 Specifications.

SUBCHAPTER AL - 11 ENGLISH PLEASURE-PRO AM.

- AL135 General.

- AL136 Qualifying Gaits.
- AL137 Appointments.
- AL138 Judging Criteria.

SUBCHAPTER AL-12 ENGLISH PLEASURE - VINTAGE RIDER.

- AL139 General.
- AL140 Appointments.
- AL141 Qualifying gaits and class specifications.
- AL142 Judging Criteria.

SUBCHAPTER AL-13 HUNTER HACK.

- AL143 Appointments.
- AL144 Hunter Hack Class Specifications.

SUBCHAPTER AL-14 ENGLISH SHOW HACK.

- AL145 General.
- AL146 Appointments.
- AL147 Qualifying Gaits.
- AL148 English Show Hack Class Qualifications.

SUBCHAPTER AL-15 WESTERN PLEASURE.

- AL149 General.
- AL150 Appointments.
- AL151 Qualifying Gaits.
- AL152 Western Pleasure Class Specifications.

SUBCHAPTER AL-16 WESTERN PLEASURE - PRO/AM.

- AL153 General.
- AL154 Qualifying Gaits.
- AL155 Appointments.
- AL156 Judging Criteria.

SUBCHAPTER AL-17 WESTERN PLEASURE-VINTAGE RIDER.

- AL157 General.
- AL158 Appointments.
- AL159 Qualifying gaits and class specifications.
- AL160 Judging Criteria.

SUBCHAPTER AL-18 VERSATILITY DRIVING TO ENGLISH.

- AL161 General.
- AL162 Appointments.
- AL163 Qualifying Gaits.
- AL164 Versatility Driving to English Class Specifications.

SUBCHAPTER AL-19 VERSATILITY ENGLISH TO WESTERN.

- AL165 General.
- AL166 Appointments.
- AL167 Qualifying Gaits.
- AL168 Versatility English to Western Class Specifications.

SUBCHAPTER AL-20 DRIVING.

- AL169 Driving General.

SUBCHAPTER AL-21 COUNTRY PLEASURE DRIVING

- AL170 General.
- AL171 Appointments.
- AL172 Qualifying Gaits.
- AL173 Country Pleasure Driving Class Specifications.

SUBCHAPTER AL-22 SHOW PLEASURE DRIVING.

- AL174 General.
- AL175 Appointments.
- AL176 Qualifying Gaits.
- AL177 Show Pleasure Driving Class Specifications.

SUBCHAPTER AL-23 PLEASURE DRIVING.

- AL178 Qualifying Gaits.
- AL179 Appointments.
- AL180 Judging Criteria.

SUBCHAPTER AL-24 FORMAL DRIVING.

- AL181 General.
- AL182 Appointments.
- AL183 Qualifying Gaits.
- AL184 Formal Driving Class Specifications.

SUBCHAPTER AL-25 TRADITIONAL TYPE CARRIAGE DRIVING.

SUBCHAPTER AL-26 ANDALUSIAN NATIVE (CONTEMPORARY) TACK AND ATTIRE.

- AL185 General.
- AL186 Appointments.
- AL187 Attire.

SUBCHAPTER AL-27 ANDALUSIAN HERITAGE (HISTORICAL) TACK AND ATTIRE.

- AL188 General.
- AL189 Appointments.
- AL190 Qualifying Gaits.

SUBCHAPTER AL-28 FANTASY COSTUME.

- AL191 Fantasy Costume.

SUBCHAPTER AL-29 LONG REINING.

- AL192 General.
- AL193 Appointments.
- AL194 Qualifying Gaits.
- AL195 Required Movements.
- AL196 Required Tests.

SUBCHAPTER AL-30 JUNIOR EQUITATION.

- AL197 General.
- AL198 Saddle Seat Equitation.
- AL199 Hunt Seat Equitation.
- AL200 Western Equitation.
- AL201 Walk-Trot Equitation – 10 and Under

SUBCHAPTER AL-31 JUNIOR EXHIBITOR SHOWMANSHIP IN HAND

- AL202 Junior Exhibitor Showmanship In Hand.

SUBCHAPTER AL-32 REINING

SUBCHAPTER AL-33 WESTERN TRAIL HORSE.

SUBCHAPTER AL-34 WESTERN RIDING.

SUBCHAPTER AL-35 MISCELLANEOUS.

- AL203 Walk - Trot Green Horse.
- AL204 Walk - Trot Equitation Green Rider.
- AL205 Liberty.

SUBCHAPTER AL-36 HALF ANDALUSIANS.
AL206 General.

SUBCHAPTER AL-37 HALF ANDALUSIAN COSTUME.
AL207 General.
AL208 Appointments.
AL209 Qualifying Gaits and Class Specifications.
AL210 Judging Criteria.

SUBCHAPTER AL-38 HALF ANDALUSIAN DRIVING.
AL211 General.
AL212 Appointments.
AL213 Qualifying Gaits.
AL214 Class Specifications.

SUBCHAPTER AL-39 DRESSAGE ANDALUSIAN/LUSITANO
AL215 General.
AL216 Championships.
AL217 Dressage Sport Horse In Hand.

SUBCHAPTER AL-40 DOMA VAQUERA-OPEN TO PUREBRED AND HALF-ANDALUSIAN HORSES
AL218 General.
AL219 Judging Criteria.
AL220 Appointments.
AL221 Attire.
AL222 Gaits and Maneuvers.
AL223 Patterns.



CHAPTER AL ANDALUSIAN/LUSITANO DIVISION

For further information regarding the conduct of Andalusian/Lusitano and Half-Andalusian competitions, contact the International Andalusian and Lusitano Horse Association, 101 Carnoustie North, Box 200, Birmingham, AL 35242, (205) 995-8900

SUBCHAPTER AL-1 GENERAL QUALIFICATIONS.

AL101 Eligibility to Compete.

1. Purebred and Half-Andalusian horses to be shown in a local or regional competition must be registered with or application for registration made to IALHA. Weanlings and yearlings are eligible if both parents are either registered or application has been made to register them with IALHA. In order to be qualified to enter the ring in a National Championship class, the horse must be registered with the IALHA and a copy of the registration papers on file with the Competition Secretary. Weanlings and yearlings may enter a National Championship Class without a copy of the registration papers on file with the Competition Secretary if and only if the Competition Secretary has received a letter from the IALHA Registrar or Half-Andalusian Registration Secretary identifying the weanling or yearling and certifying that each and every requirement for registration of such weanling or yearling has been met and the registration certificate will be issued. Lineage must be traceable back to the Spanish or Portuguese Stud Books. Copies of registration papers must be mailed with entries or presented at each competition.
2. All horses entered must be serviceably sound, show no signs of lameness and be in good condition. Horses with loss of sight in one eye may compete in performance classes only.
3. Each horse shall be shown in its entire natural splendor with a full mane and tail or in the traditional Andalusian style. Weanlings of both sexes are seen with their forelock shaved, their manes roached or shaped to enhance the shape of the neck, and all tail hairs shaved. Yearling fillies are shown with the tail shaved from the tail head to below the vulva except for a small bob. The hairs are banged, and are no longer than 2-4 inches and in no case are at the hock. Yearling colts are shown with no forelock, the mane in the same condition as the yearling fillies, but the tail is permitted to grow, but banged for neatness. Two year and older colts and stallions are shown in full mane and tail. Two year and older fillies are shown with or without a forelock, roached or shaped mane, tail shaved at the tail head to below the vulva and the hairs which grow from the bottom now reach the hocks and are banged for neatness. Mares three and over are shown with or without a forelock, roached or shaped mane and their tails are shaved from the tail head to below the vulva. The hairs at the end of the tail now grow as long as they would naturally, but are always banged for a neat presentation. Whichever method of presentation an exhibitor selects is appropriate, but there may be no mixing of components, i.e. shaping the mane of the colt after age two, or shaping the mane of the mare, but allowing all the hair on her tail to grow.
4. It is recommended that bridle paths not exceed a maximum of four inches. The addition of supplemental hair in mane or tail shall be cause for disqualification. Braiding is optional.
5. The use of dyes or other coloring is prohibited. The use of black or clear hoof polish is permissible. The use of glitter on or in the mane, tail, hair, or hooves is prohibited.
6. Any horse is considered to be one year old on the first day of January following the actual date of foaling.
7. No horse may be shown under saddle until it is at least three years old.
8. No horse may be shown in a driving class until it is at least two years old.
9. The use of or the application of, to or into any horse (other than legal levels of allowed medications) any foreign or caustic substance, such as ginger, mustard, pepper, abrasives, etc., which would alter or influence a horse's natural carriage, movement or behavior, is prohibited.
10. The injecting of any foreign substance into a horse's tail, the cutting of tail ligaments, soring or maiming of feet, or any such practice which would alter or influence a horse's natural carriage, movement or behavior, is prohibited.
11. Stallions may be handled, ridden or driven by women and Junior Exhibitors.
12. Junior Exhibitors are required to wear protective headgear in all Hunter, Jumper and Hunter Equitation classes in conformity with GR801.

13. If a rider falls off of his/her horse during a class, it is at the discretion of the judge whether or not the rider is allowed to continue or is excused.
14. Horses must be shown without artificial appliances. Anything that alters the intended use of equipment as provided for in the description of appointments for a given class is considered to be an artificial appliance. This includes but is not limited to tongue ties and/or mouth ties. Gag bits are prohibited. Action produced by artificial methods shall be penalized. The use of chains, rollers or similar devices on the competition grounds during or before a competition are prohibited and the show committee shall bar violators from further participation for the remainder of the competition, and they shall forfeit all entry fees and winnings for the entire competition.
15. Any action(s) against a horse by an exhibitor, which are deemed excessive by a judge, Federation steward or competition veterinarian, in the competition ring or anywhere on the competition grounds may be punished by official warning, limitation or other sanctions which may be deemed appropriate by the show committee. Such action(s) could include, but are not limited to, excessive use of whip and spurs.
16. Judges must eliminate from judging consideration any horse which shows aggression or discontent toward its handler, rider or any person in the ring.
17. Horses showing signs of undue stress or inhumane treatment must be penalized. The exhibition of a horse that has a cut or abrasion showing clear evidence of fresh blood in the mouth, nose, chin, shoulder, barrel, flank or hip area must be considered to be ineligible to receive an award in that respective class.
18. Judges must excuse from the ring any horse that possesses a whip mark (welt) on any portion of the horse. A whip mark or welt is an inflammation of skin and subcutaneous tissue resulting in a swelling in extreme cases is an abrasion or laceration. The cardinal signs of inflammation include heat, pain (sensitivity or palpation) and swelling. The judge(s) finding of fact with respect to the presence or absence of a whip mark (welt) evident during a class shall be final and no appeal may be taken thereon. The judge(s) shall make written finds of fact which shall be delivered to the Federation steward with respect to any horse excused under this rule. In a class that is judged by more than one judge, if a judge in that class believed that an entry has a whip mark, that entry must be examined by all judges of the class and each judge must determine if a whip mark exists. If a majority of the judges of that class determine that whip mark exists, the entry must be excluded from the ring, according to the specification set forth in this article. If a majority of the judges determine there is not a whip mark, then each judge who is of the minority opinion shall submit his or her own written finding of fact and shall have the authority to eliminate said entry from further consideration

AL102 Breed Standards.

1. The head should be in proportion to the overall size and weight of the horse. It should be rectangular in shape, and of medium length, with a long jaw that is not overly pronounced. Profile: straight or convex, nostrils are elongated and arched. Eyes: large, lively, showing a kind and alert expression, their shape is triangular with a permanently raised eyebrow. The ears are attached slightly lower on the side of the head compared to other breeds, but must stand up straight without a curl to the inside or falling to the outside. The size must be in proportion to the head. Mares sometime have longer, narrower ears. The neck should be of medium length, solidly built and lightly arched with neither a heavy crest nor a thick throat. Withers should be prominent, moderately wide, and muscular. The shoulder should be long, broad, well sloping and powerfully muscled. Ribs are well sprung and oval. Forearms should be large, well muscled and in correct proportion to the width of the chest. Cannon bones are substantial, slightly longer, lean and in proportion to the horse's height. The back should be of medium length, straight and horizontal. The loin shall be broad, short and strong. Croup should be gently sloping and nicely rounded with a low set, thick tail fitted following the curvature of the croup. Viewed from the rear the tail should be carried straight, hips should be strong and rounded, and there should be a well muscled thigh and gaskin of medium length. Hind leg cannon bones should be of proportioned length and clean tendons. The hock should be straight and well defined. The pasterns should be of medium slope and length and be well flexioned. Hooves are round and of proportionate size.
2. The height at the withers varies from 15 hands to 16.1 hands with an occasional individual under or over. Mares should be feminine and males should be masculine. Andalusians shall be medium in length, and if other than medium, excessive length of body is less desir-

able than short length. Movement: elevated, extended, harmonious and cadenced with roundness yet always moving forward

3. To be penalized are less than desirable Andalusian traits:

Concave frontal nasal profiles and the ultra convex nasal profiles. Excessively large heads, forehead too wide and flat. Eyes bulging or round, orbital arches protruding. Nose square and wide, nostrils round. Ears too big, fallen, too closely set and with abnormal movement. Neck too short, low set neck or thick throatlatch. Low withers, swayback, or back tent-shaped. Poorly muscled, thin or weak rib structures, cylindrical thorax, chest and barrel not deep enough. Tail set too high, or too loosely set. Cow hocks or uneven hocks. Pasterns too long or excessively short and vertical. Movements displaying poor elevation, irregular tempo or excessive winging.

4. The horse is known for agile movements, elevated, extended, harmonious and cadenced. The horse has great facility to adopt various aptitudes and to conquer difficulties, as if with special predisposition for collection and the turns over the haunches. The horses have an easy response to the command and the mouth is additionally soft, for a result that is obedient and of extraordinary comfort. The horses are temperate and hardy, serviceable and energetic, noble and docile. They learn rapidly and participate intimately with the rider. Their principal service is as a mount, with great ability for "alta escuela" (dressage and airs), bullfighting, light teams or carriages and with special conditioning for handling cattle running in range conditions.

AL103 Shoeing.

1. Any machine made (keg) or handmade shoe made of magnetic steel, mild steel or aluminum is allowed. No part of the shoe may exceed the dimensions of 3/8" thick by 1 1/8" wide (nail heads and/or toe clips are not considered when measuring the shoe). The shoe may be of any type and configuration except in the case of a bar shoe, the bar may not extend below the ground surface of the shoe.

2. Maximum length of toe including pad is 4 3/4".

3. For purebred and Half Andalusian horses the use of a single pad per hoof either full or partial, including rim, made of leather or plastic, with a maximum thickness of 5/16", is allowed as long as the overall length of the toe measurement (see GR510) does not exceed the maximum toe length of 4 3/4". The introduction of a foreign material within the pad, between the pad and shoe or between the pad and hoof designed to add additional weight or enhance action is strictly prohibited. Material with anti-concussive qualities (accepted packing material such as: rubber, oakum, pine tar, silicone, foam rubber, latex, etc.) may be used between the pad and hoof for additional support.

4. Artificial hoof walls are prohibited. Exception: repairs to hooves that follow the natural line of the hoof.

5. At the discretion of a judge or a steward officiating at a licensed Andalusian Competition, or at the request of the Show Committee (See GR1201), inspection (including measuring the shoe, presence of a pad, and measurement of hoof length) may be required. Shoes and pads, if present, cast after entering or before exiting the arena in any class shall be inspected.

a. A random inspection of horses at all National, Regional and qualifying shows (wearing pads) may be required. Said inspection shall be performed by a licensed steward or judge designated by the Show Committee (The Show Committee may, at its discretion designate more than one licensed official to perform inspections). Any trainer, exhibitor and/or agent of a horse subject to the inspection each may request to be present and heard while said inspection is being performed by said licensed official(s). Prior to any disqualification and/or other penalties imposed on a horse at a competition, the inspecting officials shall make reasonable efforts to notify and have present the owner(s), and trainer(s) of said horse, or agent(s) at the inspection.

The inspecting officials shall take possession of any shoe, and/or pad and measure the shoe with a USEF approved shoe gauge. Measurement of hoof length shall be made in accordance with GR510. In the event that the inspecting officials find a violation of the shoe measurement, hoof length, and/or pad presence the horse shall be disqualified for the entire competition, and the owner shall be required to forfeit all prize money, sweepstakes, futurity and trophies, entry fees, ribbons and points won at said competition by said horse. Additionally, if any forbidden foreign material is found between the pad and/or shoe, or pad and hoof, within the pad, and /or the pad composition is in violation, the steward shall file a charge against the trainer(s) and/or owners with the Federation Hearing

Committee in accordance with the General Rules. The trainer and/or owner of a horse found to be shod with any forbidden material as described is subject to whatever penalty or penalties are assessed through the charge process.

6. In the event of a shoe cast during the progress of a class, see GR804 and GR833.
7. Shoes are not permitted on weanlings or yearlings.
8. All horses competing in the Andalusian and Half Andalusian reining sections shall be exempt from shoeing regulations. This does not exempt horses that are cross entered into any other classes from compliance with applicable shoeing requirements while competing in those classes.

SUBCHAPTER AL-2 HALTER CLASSES.

AL104 General.

1. There shall be separate In-Hand classes for Purebred and Half-Andalusian horses.
2. A lack of required appointments shall result in immediate disqualification.
3. The length of lead shall not exceed '12' from the point of attachment.
4. A suitable headstall equipped with a throat latch is mandatory. If a Serreta is used, it must be leather covered or wrapped.
5. Whips are not to exceed six (6) feet including snapper.
6. Handlers shall wear either jumpsuits or dress slacks and long sleeve shirts. No denim allowed. Ties, kerchief, bolo tie, brooch or pin and appropriate leather shoes, dress shoes or boots are required. Sweaters, vests, coats or traditional Spanish (Traje Corte) or Portuguese (Campino) attire are optional. Tuxedos are appropriate for evening classes only.
7. Disqualifiers: Falling or fallen crest or ewe neck. Colts and stallions two years and older that do not have both testicles descended.

AL105 Conduct and Specifications.

1. Emphasis shall be placed on type, conformation, quality, way of going, substance and manners. Half Andalusians *will be judged* on conformation, quality, way of going, substance and *Andalusian type, in that order. The Half-Andalusians may show characteristics of any other breed. The foregoing first three qualities shall take precedence in adjudication of in hand classes over breed type.*
2. *An Exhibitor is any person who holds, walks or trots a horse in the competition arena. No Exhibitor may hold more than one horse at a time in the arena.*
3. *Every exhibitor is required to sign an entry blank and must be a Federation member or pay a non-member fee.*
4. Horses are to be shown in-hand at a walk and trot. The following procedures shall be followed in all In-Hand classes. At all IALHA Regional and National level competitions, all entries, including post entries, in a class must be drawn for position and enter the ring in that order. The order will be posted at least 30 minutes prior to the start of the class. This procedure may be used at other recognized competitions at the discretion of competition management. Horses shall enter the arena at a relaxed walk in a counterclockwise direction. Failure to completely clear the gate at a walk shall require the horse to reenter at the proper walk. The horse shall then strike a trot until reaching its designated position in line, as directed by the ringmaster or judge(s). When asked, the *exhibitor* shall walk the horse from the rail to the Ring Master. At the direction of the Ring Master, the handler will walk the horse parallel to the long side of the arena toward the judge(s) for a minimum of thirty (30) feet, turn the horse in either direction, without stopping, and walk the horse back to the starting point [away from the judge(s)]. Without stopping, the *exhibitor* will turn the horse in either direction and trot the horse parallel to the long side of the arena toward the judge(s) and past the judge(s) for a minimum of sixty (60) feet. The *exhibitor* will then turn the horse in either direction and trot back to the judge(s) position, where the horse will then be presented to the judge(s). If the *exhibitor* circles the horse during the trotting process, only one intentional circle at either end will be allowed (total of two circles). The *exhibitor* will stop the horse in front of the judge(s) and present the horse to the judge(s). *Exhibitors are allowed to reposition the horse if it moves ahead of the exhibitor without fear of penalization or disqualification. However, it is within the judge's discretion to penalize an exhibitor who must do this repeatedly to maintain control of the horse.* The horse should stand with front legs square. Back legs should be positioned either square or with one slightly behind the other. The horse should not be stretched. A horse is considered not stretched if all four feet are flat on the ground and at least one front and one

rear cannon bone are perpendicular to the ground. After examination, horses shall trot away from the judge back to the rail and around the arena to the end of the line. After completion of individual presentation, the class as a group must quietly walk single file, with whip at the *exhibitors'* side. The lead line must maintain a clearly discernible drape, i.e. the *exhibitor* must not place their hand on the chain or close enough to in any way restrict natural head and neck motion. Also, the *exhibitor* may not unnecessarily impede the forward motion of the horse while at the walk. After the last horse has passed the judge at a walk, all entries shall line up on the rail for final placement.

5. If an exhibitor is to handle more than one entry in the class, he must have present in the arena an additional exhibitor to facilitate the transfer of the horses.

6. The portions of the above sections of this rule pertaining to exhibitors does not apply to any amateur classes or Best Movement performance classes in which only one horse is permitted per exhibitor.

7. The Champion and Reserve Champion Senior Stallion, Mare and Gelding, Junior Stallion & Mare and Champion Colt, Filly & Junior Gelding may have all four feet measured and may have one front shoe removed immediately upon leaving the competition ring. Official veterinarian, Federation Steward or Federation Judge and competition manager shall supervise and IALHA shall cover the expense of this procedure.

8. Individual competition management may preclude the use of whips at any competition.

9. Excessive shanking shall be penalized at the judge(s) discretion. A horse that appears to be intimidated by the handler will be penalized. Excessive use of the whip or actions that may disturb other entries shall be severely penalized. Judge(s) may excuse any entry deemed in violation of these restrictions. *BOD 1/17/10 Effective immediately*

AL106 Championships.

1. For purebreds:
 - a. In the Breeding and In-Hand section, the Championship and Reserve Championship will be awarded to horses that have placed first or second in their qualifying classes. Only first place winners in qualifying classes may be chosen as champion. First and second place horses from all classes must compete in their respective championship classes or forfeit their prizes.
(Exception: In the event that either of the top two placings in any class fail to show back in their championship, the subsequent two places are eligible to move up in the order and compete in that Championship.) After the Championship has been awarded, the second place horse from its age group shall move up to the front line and be judged equally with the remaining first place horses for the Reserve Championship.
 - b. Colt and Filly Show Champion - First and second place horses from the weanling, yearling and two year old halter classes must compete in their respective championship classes or forfeit their prizes.
 - c. Gelding Show Champion, three and under - First and second place horses from the three year old and under gelding halter classes must compete in their championship class or forfeit their prizes. Classes to be divided based on the number of entries within the classes.
 - d. Mare and Stallion Junior Show Champion - First and second place horses from the three and four year old halter classes must compete in their respective championship classes or forfeit their prizes.
 - e. Mare and Stallion Senior Show Champion - First and second place horses from any five year old and over halter classes must compete in their respective championship classes or forfeit their prizes.
 - f. Gelding Champion, four and over - First and second place horses from any four year old and over gelding halter classes must compete in their championship class or forfeit their prizes. Classes to be divided based on the number of entries within the classes.
 - g. If a Show Grand Championship is held, all Champion and Reserve Champion ribbon winners are eligible to compete.
2. For Half Andalusians:
 - a. Gelding Show Champion - First and second place horses from any gelding halter class must compete in their respective championship class or forfeit their prizes. Classes to be divided based on the number of entries within the classes.

- b. Colt and Stallion Show Champion - First and second place horses from any colt or stallion halter class must compete in their respective championship class or forfeit their prizes. Classes to be divided based on the number of entries within the classes.
- c. Filly and Mare Show Champion - First and second place horses from any mare halter class must compete in their respective championship class or forfeit their prizes. Classes to be divided based on the number of entries within the classes. It is recommended to hold a minimum of two classes: junior mares two and under and senior mares three and over.
- d. If a Show Grand Championship is held, all Champion and Reserve Champion ribbon winners are eligible to compete.

AL107 Get of Sire and Produce of Dam.

1. Get of Sire and Produce of Dam classes shall have at least two purebred entries, entered under the name of the sire or dam, with one handler per entry.
2. Entries shall be presented under the same provisions as Halter/In-Hand above, except a walk or trot is optional. No halter pattern is used for this class.
3. More than one set of entries per sire or dam may be presented in the same class.
4. Entries shall be judged on reproductive likeness, uniformity, and quality of breed characteristics, conformation and similarity.
5. Sire or dam are not to be present except in the case of an entry which is a nursing foal.

AL108 Gold Medal Movement Award.

1. To be given to the best moving horse in all open and open age group halter classes.
2. This award will be given to the horse in each halter class who has the highest total of the scores given for the walk and the trot on its Conformation Judging Form.

AL109 Cobra of Mares.

1. An entry consists of three mares and/or fillies.
2. It is optional to show horses at the walk or trot as detailed for Halter/In-Hand classes. No halter pattern is used for this class.
3. Emphasis shall be placed upon reproductive likeness, uniformity, and quality of breed characteristics, conformation and similarity.
4. A handler and a trailer are allowed per entry.

SUBCHAPTER AL-3 PERFORMANCE CLASSES

AL110 General.

UNLESS STATED OTHERWISE, IN ALL CLASSES WHERE HORSES COMPETE COLLECTIVELY:

1. Exhibitors shall enter at a trot in a counterclockwise direction. All horses shall be worked at all gaits both ways of the ring.
2. At the Judge's discretion, horses may be asked to extend any gait except in Junior Horse, Amateur, Amateur Owner and Junior Exhibitor classes.
3. Judges are required to consider the performance of each gait equally in adjudicating each class.
4. In the lineup, horses must stand quietly and may be asked to back individually or as a group.
5. Light contact with the reins must be maintained at all gaits.
6. Martingales and tie downs are prohibited
7. Bandages and boots of any type are prohibited.
8. Junior horses may be shown in a snaffle (or a bosal in Western Pleasure); once shown in a curb type bit, they may not be shown back in a snaffle (bosal).
9. Spurs, whips, or crops are optional.
10. A lack of required tack, equipment or appointments shall result in immediate disqualification.
11. Excessive speed at any gait must be penalized.
12. Protective headgear may be worn without penalty (See GR801.4).
13. There will be no cross entries allowed between the following sections at any IALHA sanctioned competition.
 - a. Formal Driving/Formal Saddle

- b. Show Pleasure Driving/English Pleasure Saddle Seat
- c. Country Pleasure Driving/Country English Pleasure
- d. Pleasure Driving.

SUBCHAPTER AL-4 BEST MOVEMENT

AL111 General. BOD 1/17/10 Effective 4/1/10

- 1. Open to Purebred Stallions, Mares and Geldings of all ages.
- 2. To be judged on movement only and not conformation.

AL112 Appointments.

Refer to AL104.

AL113 Qualifying Gaits

- 1. Horses are to be shown In-Hand as they would in a halter class.
- 2. Four-beat walk showing as much overstep of the front hoofprint by the hind hoofprint as possible.
- 3. Animated trot with emphasis on extension, suspension and a balanced cadence with impulsion.

AL114 Best Movement Class Specifications.

- 1. Best Movement Pattern:

Horses enter the arena through the in gate at a trot and trot counterclockwise to Position A, come down to a walk and proceed at the walk to Position B. After all horses are in the arena and lined up, each horse will trot straight down the center of the arena to the opposite end, come down to a walk turn right (clockwise) and walk around the arena to Position C. After the last horse has trotted, the horses will walk on the rail to the right, (clockwise), single file to Position A. Each horse will then trot straight down the center and turn to the left (counterclockwise) and walk back to Position A. After all horses have been reviewed individually, they will be asked to walk on the rail until requested to stop and maintain position.

2. Equal emphasis must be given to the walk and the trot and a separate numerical score for each gait will be given. Decimals may be used.

3. Scores and placings will be determined by the summation of the two scores given for the walk and the trot. The higher score will receive the higher placing. Andalusian Best Movement Scoresheets must be used. The official scoresheet is available from the Federation.



SUBCHAPTER AL-5 ENGLISH PLEASURE – FORMAL SADDLE HORSE.**AL115 Formal Saddle Horse.**

1. Presentation
 - a. Horses must be brought back to the walk before being asked to make the transition from the trot to the canter.
 - b. The judge may not request that gaits be performed only on the snaffle or curb.
2. Qualifying Gaits
 - a. Animated Walk – A two or four-beat gait which is highly collected exhibiting much “primp” at a slow regulated speed with good action and animation. It should have snap and easy control. It is performed with great style, elegance and airiness of motion.
 - b. Animated Trot – A two-beat gait which is executed in a highly collected manner, speed to be penalized. The horse’s energy should be directed toward animation rather than speed. It is executed in a highly collected manner.
 - c. Canter – A three-beat gait which is to be collected, animated, true, smooth, unhurried, straight and correct on both leads. Loss of form due to excessive speed shall be penalized
3. Appointments
 - a. Bridles shall be the light show type. Full bridles or Pelham bits must be used. Exception: Junior horses may be shown in a snaffle bit in any class within this section. Once shown in a curb type bit, they may not be shown back in a snaffle.
 - b. A cut back English saddle is required. The girth must be of leather, web, string or other suitable material.
4. Attire
 - a. Informal saddle seat dress is suggested for pleasure classes. It consists of a jacket and jodhpurs with a derby or soft hat. Formal riding habits are not permitted prior to evening classes except for Regional or National Championship classes.
5. Judging Criteria
 - a. In Open, Maiden, Novice, Limit, Stallions, Mares, and Gelding classes horses will be judged on brilliant performance, presence, quality, type, manners and conformation except as noted below.
 - b. In Amateur, Amateur Owner, Ladies, Gentlemen and Junior Exhibitor classes, horses will be judged on brilliant performance, manners, type, quality, and conformation.
 - c. In Junior Horse (three, four and five years old) classes, horses will be judged on quality, brilliant performance, type, conformation and manners.

SUBCHAPTER AL-6 ENGLISH PLEASURE - SADDLE SEAT HORSE**AL116 English Pleasure Saddle Seat.**

1. Horses must be brought back to the walk before being asked to make the transition between the trot to the canter.
2. The judge may not request that gaits be performed only on the snaffle or the curb.
3. It is imperative that horses give the distinct appearance of being pleasurable to ride and display a pleasurable attitude. Vitality and presence are highly desirable and obedience to the rider of prime importance. All gaits must be performed with willingness and obvious ease, cadence, balance and smoothness.
4. Excessive speed at any gait must be penalized.

AL117 Appointments.

1. Bridles shall be the light show type. Full bridles or Pelham bits must be used. Exception: Junior horses may be shown in a snaffle bit in any class within this section. Once shown in a curb type bit, they may not be shown back in a snaffle.
2. A cut back English saddle is required. The girth must be of leather, web, string or other suitable material.

3. Informal saddle seat dress is suggested for pleasure classes. It consists of a jacket and jodhpurs with a derby or soft hat. Formal riding habits are not permitted prior to evening classes except for Regional or National Championship classes.

AL118 Qualifying Gaits.

1. Walk - A four-beat gait which is to be true, flat-footed and ground covering.
2. Trot - A two-beat gait which is balanced overall, relaxed, and easy going with elasticity and freedom of movement. A strong trot is to be faster with lengthened stride, maintaining balance, ease and freedom of movement.
3. Canter - A three-beat gait which is to be smooth, unhurried, straight and correct on both leads. The hand gallop is a faster gait, with lengthened stride, but controlled.

AL119 English Pleasure – Saddle Seat Class Specifications.

1. In Open, Maiden, Novice, Limit, Stallions, Mares, and Geldings classes, horses will be judged on performance, manners, type, quality, and conformation except as noted below.
2. In Amateur, Amateur Owner, Ladies, Gentlemen and junior Exhibitor classes, horses will be judged on manners, performance, type, quality, and conformation.
3. In Junior Horse (three, four and five years old) classes, horses will be judged on quality, type, performance, conformation and manners.

SUBCHAPTER AL-7 COUNTRY ENGLISH PLEASURE

AL120 General.

1. A judge may not request that gaits be performed only on the snaffle or curb.
2. It is mandatory that horses be asked to halt on the rail, stand quietly, back and walk off on a loose rein, at least one direction of the arena.
3. It is imperative that the horse gives the distinct appearance of being a pleasure to ride. A quiet, responsive mouth is paramount.
4. Horses must be brought back to the walk before being asked to make the transition from the trot to the canter.
5. Excessive speed at any gait must be penalized.

AL121 Appointments.

1. Bridle shall be light, show type, either single snaffle, single curb, curb and snaffle, or Pelham bit.
2. English-type saddle. No forward seat saddles allowed. Girth shall be either leather, web, string or other suitable material.
3. Informal saddle seat attire is required; no hunt attire. Suggested are conservative colors such as black, blue, gray, beige or brown jacket with matching jodhpurs. Day coat with jodhpurs also permitted. Boots and derby or soft hat required. Contrasting hats, vests and/or tie are acceptable.

AL122 Qualifying Gaits.

1. All gaits must be performed with willingness and obvious ease, cadence, balance and smoothness.
2. Walk, a four-beat gait: To be true, flat-footed and ground covering.
3. Normal Trot, a two-beat gait: To be an overall balanced, relaxed, easy going trot with elasticity and freedom of movement. High action MUST be penalized. Posting is required.
4. Strong Trot, a two-beat gait: To be faster with lengthened stride, maintaining balance, ease and freedom of movement. High action MUST be penalized. Posting is required.
5. Canter, a three-beat gait: To be smooth, unhurried, straight and correct on both leads.
6. Hand Gallop: To be a faster gait, lengthened stride and controlled, straight and correct on both leads. Extreme speed MUST be penalized.

AL123 Country English Pleasure Class Specifications.

1. In Open, Maiden, Novice, Limit, Stallions, Mares, and GELDINGS classes, horses are to be judged on attitude, manners, performance, type, quality and conformation, in that order.
2. Junior horses (three, four and five years old) are to be judged on attitude, performance, type, quality, conformation and manners.
3. Amateur, Ladies, Gentlemen and JUNIOR EXHIBITOR classes are to be judged on manners, performance, type, attitude, quality and conformation.

SUBCHAPTER AL-8 ENGLISH PLEASURE – HUNT SEAT.**AL124 Appointments.**

1. Regulation bridles including snaffle, Pelham or kimberwicke are required. A cavesson type nose band shall also be used with the above bridles. Dropped nose bands, figure eight nose bands and flash nose bands are not allowed. Draw reins, bit converter straps, and/or artificial appliances are prohibited. A judge at his/her own discretion may penalize a horse with non-conventional types of bits or nose bands. Ornamented bridles, browbands, or cavessons are not permitted.
2. English hunt, dressage, combined or side-saddles are permitted.
3. Manes and tails may be braided.
4. Riders should wear coats of any tweed or Melton for hunting (conservative wash jackets in season), breeches (or jodhpurs) and boots. A dark blue, black or brown hunting cap or hunting derby is mandatory.
5. Spurs; crops, up to 30" in length, are optional.

AL125 Qualifying Gaits.

1. It is imperative that the horse give the distinct appearance of being a pleasure to ride and display a pleasurable and relaxed attitude. The neck should be carried lower than that of an English Saddle Seat horse with the head in a more relaxed manner with less bend at the poll.
2. Walk: a four-beat gait: Straight, true and flat-footed. Regular and unconstrained with good reach.
3. Trot: a two-beat gait: Straight and regular. The trot should be mannerly, cadenced and balanced. To be performed at a medium speed with a free-moving, ground-covering stride, with rider posting.
4. Canter: a three-beat gait: Even, smooth, unhurried, correct and straight on both leads.
5. Hand Gallop: The hand gallop is performed with a long, free, ground covering stride. The amount of ground covered may vary between horses due to difference in natural length of stride. The distinction between hand gallop and extended canter is, the latter being the ultimate linear extension of stride within the hand of the rider; the hand gallop being a looser, freer elongation of stride and frame of the horse. A decided lengthening of stride should be shown while the horse remains controlled, mannerly, correct and straight on both leads.
6. Excessive speed at any gait will be severely penalized.

AL126 English Pleasure –Hunt Seat Class Specifications.

1. In OPEN, MAIDEN, NOVICE, LIMIT, STALLION, MARE, and GELDING classes, horses will be judged on performance, manners, type, quality, and conformation except as noted below.
2. In AMATEUR, AMATEUR OWNER, LADIES, GENTLEMEN and JUNIOR EXHIBITOR classes, horses will be judged on manners, performance, type, quality and conformation.
3. In JUNIOR HORSE (three, four and five years old) classes, horses will be judged on quality, type, performance, conformation and manners.

SUBCHAPTER AL-9 ENGLISH PLEASURE – DRESSAGE SUITABILITY.**AL127 General.**

1. Exhibitors may be asked to lengthen or shorten strides, walk on a loose rein, halt, stand quietly and back.
2. Horses should give the appearance of having the potential to become a dressage horse. Horses which have competed above First Level Dressage are not eligible to compete in Dressage Suitability. Slight errors should not be penalized.
3. Trot work to be ridden sitting or rising at the discretion of the rider.

AL128 Appointments.

1. Horses must be shown in a snaffle bridle and smooth snaffle bit (as approved in DR121) with cavesson. Drop, flash or figure eight nose bands are permissible.
2. Saddles shall be dressage or all purpose English type.
3. Hunt coat, breeches or jodhpurs, boots or jodhpur boots and hunt cap or dressage derby are required attire.

AL129 Qualifying Gaits.

1. Walk: a four-beat gait. Straight, flat-footed and ground-covering. Irregularity of gait should be penalized.
2. Trot: a two-beat gait. The trot should be free, forward and balanced. The hocks well flexed with the hind legs stepping over the foot print of the front foot. Speed is not a factor; the trot should never be hurried.
3. Canter: a three-beat gait. The canter should show impulsion, balance and engagement. The horse's back must be relaxed and supple allowing the hindquarters to reach under and work with moderate power and drive. The horse's neck should be relaxed and carried in a natural position for each individual's conformation.

AL130 Dressage Suitability Class Specifications.

The class shall be judged on freedom, regularity and purity of the paces; harmony, lightness and ease of movements; lightness of the forehand and engagement of the hindquarters; acceptance of the bridle with submissiveness throughout, without tension or resistance. Horses are judged on gaits, type and correctness, and manners consistent with United States Dressage Federation (USDF) and Federation rules. Classes may be divided for Open, Amateur, Junior Exhibitor, Stallions, Mares, Geldings and Junior Horses.

SUBCHAPTER AL -10 DRESSAGE HACK.**AL131 General.**

The Dressage Hack class is open to any horse, however, once a horse has been entered and shown in a Dressage Hack class that horse may not thereafter be shown in a Dressage Suitability Class.

AL132 Appointments.

1. Horses may be shown in a snaffle bridle with a smooth snaffle bit or a full bridle (As approved in DR121). Drop, flash or figure eight nosebands are permissible when using a snaffle. Regular cavesson nosebands are also permissible with a snaffle or full bridle.
2. English Dressage or English All-Purpose saddles are permitted. Conservative Dressage style saddle pads are required.
3. Martingales of any type, draw reins, other artificial appliances, boots and bandages are prohibited in competition. One whip is permitted in all classes. The whip must not be longer than 43.3 inches or 110cm, including the lash.
4. Attire shall be a short riding coat of conservative color, with tie, choker, or stock tie, breeches or jodhpurs, boots or jodhpur boots, a Hunt cap, Derby, Top Hat or protective headgear. Protective headgear may be worn without penalty. (See GR801.4) Gloves of conservative color are recommended. Half chaps and/or leggings are not allowed. Spurs are permitted.
5. Manes and tails may be braided, secured with thread, yarn or bands. Ribbons or other decorations are prohibited.

AL133 Qualifying gaits and Class Specifications.

1. Horses to enter at a working trot, in a counter clockwise direction. Horses will perform working walk, working trot, working canter, lengthened trot and lengthened canter both ways of the arena. Free walk and working trot on long rein with horse stretching forward and down to be performed in at least one direction. A rein back of 4 steps may be asked for as a group on the rail or individually in the line up. Canter transitions may be called from a walk or trot.
2. Trot work to be ridden sitting or rising at the discretion of the rider.

AL134 Specifications.

1. Classes may be divided for Open, Amateur, Junior Exhibitor, Stallions, Mares and Geldings. If classes are divided, a Championship is recommended. A horse must have been entered, shown and judged in a qualifying class to be eligible for the Championship class.
2. In addition to objectives for the Dressage Suitability class, horses should begin to show more thrust (pushing power) and show progression towards a degree of balance and throughness. Horse should be reliably on the bit. A greater degree of straightness, bending, suppleness and throughness is required. There should be a clear distinction between the paces (working and lengthened). The horse's ability as a Dressage mount is to be highly considered.

SUBCHAPTER AL - 11 ENGLISH PLEASURE-PRO AM.**AL135 General.**

1. This class will be judged in two parts.
2. The professional exhibitor will ride first.
3. At the judge's direction, the professional will dismount and the amateur will mount and work the horse in the second direction of the ring.
4. A win in this class will lose Maiden status for the horse.
5. The amateur rider need not be an amateur owner.
6. This class may be combined with Western Pro Am, but never Pure and Half Andalusians.

AL136 Qualifying Gaits.

Horses will be shown at the walk, trot, and canter, both ways of the arena.

AL137 Appointments.

Entries are to be shown under Formal Saddle Horse, English Pleasure Saddle Seat, Country English Pleasure or Hunt Seat tack, attire and appointments. See AL112.3& 4, AL114, AL118, or AL121.

AL138 Judging Criteria.

1. The professional will be judged as in an open class (i.e., extensions may be asked for at any gait) in the first direction. The amateur will be judged under Amateur Rules (i.e., no extensions will be asked for) in the second direction.
2. When ridden by the professional rider, horses will be judged on performance, manners, type, quality, and conformation.
3. When ridden by the amateur rider, horses will be judged on manners, performance, type, quality, and conformation.

SUBCHAPTER AL-12 ENGLISH PLEASURE - VINTAGE RIDER.**AL139 General.**

1. This class is open to any Amateur rider 45 Years of age or older.
2. Horses may be shown English Pleasure (Formal Saddle Horse, English Pleasure Saddle Seat, Country English Pleasure or Hunt Seat).
3. Class may be combined with Western Pleasure-Vintage Rider, but never Pure and Half Andalusians.

AL140 Appointments.

Refer to the specific section for appropriate appointments/attire. See AL112.3 & 4, AL114, AL118, AL121.

AL141 Qualifying gaits and class specifications.

See AL110.

AL142 Judging Criteria.

To be judged on manners, performance, type, quality and conformation.

SUBCHAPTER AL-13 HUNTER HACK.**AL143 Appointments.**

1. Bridle shall be light, show type; either single snaffle, double (full) or pelham. Kimberwicke bit is permitted. Browbands and cavessons other than hunter or dressage types are not permitted. Unconventional tack such as figure eight, drop, or flash nose bands are prohibited.
2. Saddles shall be any type hunt or all purpose English. Girths of either leather, white web, nylon string or suitable material.
3. Breastcollars and breast plates are allowed.
4. Riders should wear coats of any tweed or Melton for hunting (conservative wash jackets in season), breeches (or jodhpurs) and boots.
5. Spurs and crops up to 30" in length are optional.
6. Exhibitors are required to wear protective headgear in conformity with GR801.2 and .3.

EC 2/16/10 Effective immediately

AL144 Hunter Hack Class Specifications.

1. Horses shall enter the arena and line up at the direction of the ringmaster. Each horse is first required to jump two fences, the first fence to be 2'3" and the second to be 2'6". Fences should be set at increments of 12'. Ground lines are required.
2. Horses to perform a hand gallop one way of the ring after the second fence, halt, back and stand quietly on a loose rein.
3. The Hunter Hack horse should move in the same manner as a working Hunter.
4. Entries are to be shown at the walk, trot and canter both ways of the ring.
5. Horses shall be judged 30% on performance, manners, type, quality and conformation and 70% over fences which the faults should be scored as in a Working Hunter Class.

SUBCHAPTER AL-14 ENGLISH SHOW HACK.**AL145 General.**

1. A judge may not request that gaits be performed only on snaffle or curb.
2. The collected and extended gaits must be called for; i.e., collected walk, extended walk, normal walk; collected trot, extended trot, normal trot; collected canter, extended canter, normal canter and hand gallop.
3. At the discretion of the judge, horses while on the rail may be asked to halt and rein-back.
4. A Show Hack horse is not necessarily a Dressage horse, nor an English Pleasure horse. Elevation and high knee action are not to be emphasized. The Show Hack is a suitable section for the well trained animal. Show Hacks must be balanced and show vitality, animation, presence, clean fine limbs and supreme quality. Soundness is required.
5. Horses may show with a braided mane and tail. Braids maybe secured with tape, yarn or rubber bands.
6. Decorations are prohibited.
7. Extreme speed must be penalized.

AL146 Appointments.

1. Bridle shall be light, show type; either single snaffle, double (full) or Pelham. Kimberwicke bit is permitted. Browbands and cavessons other than hunter or dressage types are permitted. Unconventional tack such as figure eight, drop, or flash nose bands are prohibited.
2. Saddles shall be any type Dressage or all purpose English. Girths of either leather, white web, nylon string or suitable material.
3. Breastplates are allowed.
4. Traditional hack attire consists of conservatively colored coat, breeches and boots. A conservatively colored hunting cap or derby is required.
5. Formal attire consisting of white breeches, top hat and tails may be worn. It is usual to wear such attire after 6:00 pm or in Championship classes.

AL147 Qualifying Gaits.

1. A Show Hack shall be able to perform all of the gaits with a noticeable transition between the normal, collected, and extended gaits. The horse must be under complete control and easily ridden. Obedience to the rider is of prime importance. If the horse exhibits clear transitions in a balanced and level manner, appearing to be giving a comfortable and pleasurable ride, he is performing correctly for this class.
2. Walk, a four-beat gait: Straight, true and flat-footed. Normal Walk: Regular and unconstrained, moving energetically and calmly forward. Collected Walk: Strides are shorter and higher than at the normal walk. The head approaches the vertical, but should never move behind it. Pacing is a serious fault. Extended Walk: The horse is allowed to lengthen frame and stride while rider maintains light rein contact. The horse should cover as much ground as possible without rushing.
3. Trot, a two-beat gait: Free-moving, straight, rider maintaining light contact with horse's mouth at all times. Normal Trot: Light, crisp, balanced and cadenced. Collected Trot: The horse's stride is shorter and lighter, maintaining balance and impulsion. The neck is more raised and arched than at the normal trot as head approaches the vertical line, never moving behind it. Extended Trot: Maintaining the same cadence and performing at medium speed, the horse lengthens its stride as a result of greater impulsion from the hindquarters. Horse should remain light in rider's hand as it lengthens its frame. Trot work to be ridden sitting or rising at the discretion of the rider.

4. **Canter**, a three-beat gait: Straight on both leads, smooth. **Normal Canter**: Light, even strides, should be moved into without hesitation. **Collected Canter**: Marked by the lightness of the forehand and the engagement of the hindquarters, the collected canter is characterized by supple, free shoulders. Neck is more raised and arched than in normal canter as the head approaches the vertical line, never moving behind it. **Extended Canter**: Maintaining the same cadence, the horse lengthens its stride as a result of greater impulsion from the hindquarters. Horse should remain light in rider's hand as it lengthens its frame.

5. **Hand Gallop**: The hand gallop is performed with a long, free, ground covering stride. The amount of ground covered may vary between horses due to difference in natural length of stride. The distinction between hand gallop and extended canter is, the latter being the ultimate linear extension of stride within the hand of the rider; the hand gallop being a looser, freer elongation of stride and frame of the horse. A decided lengthening of stride should be shown while the horse remains controlled, mannerly, correct and straight on both leads. Extreme speed must be penalized.

AL 148 English Show Hack Class Qualifications.

Classes are to be judged on manners, performance, quality and conformation.

SUBCHAPTER AL-15 WESTERN PLEASURE.

AL 149 General.

1. Horses are to be reversed to the inside (away from the rail) and will not be asked to reverse at the lope.
2. Light hand contact with the horse's mouth must be maintained at all gaits without undue restraint.
3. Only one hand may be used around the reins, and hands must not be changed. Two hands may be used when a Junior Horse is being shown in a snaffle bit or hackamore.
4. The horse must be ridden with the horse's eyes generally at or above the withers in all gaits.

AL 150 Appointments.

1. Any Western type headstall without nose band in conjunction with any standard Western bit shall be allowed.
2. **Bits**: A standard Western bit is one which has a shank with a maximum overall length of 8 1/2 inches. The mouthpiece shall consist of a metal bar which is from 3/8 inch to 3/4 inch in diameter, varying from the straight bar to a full spade. Jointed mouth pieces are permitted. Flat leather chin strap which must be at least 1/2 inch in width. Any device made of wire, metal or rawhide used in conjunction with or as part of leather chin strap is prohibited. Curb chains are also allowed and must be at least 1/2 inch in width and lie flat against the jaw. Hackamores or snaffle bits (smooth mouth) will be permitted on Junior Horses. Mechanical hackamores are prohibited. Junior Horses are permitted to show in all other Western classes with a snaffle bit or hackamore and riders may use two hands. Once a Junior Horse is shown in a standard Western bit, it may not go back and be shown in a snaffle bit or hackamore in the Western division. A hackamore includes a bosal rounded in shape and constructed of braided rawhide or leather and must have a flexible non-metallic core attached to a suitable headstall.
3. Split reins or closed reins with romal are equally acceptable. When a hackamore is used, attached reins may be of hair, rope or leather. For method of holding reins, see WS102.
4. A riata and hobbles are optional.
5. Entries shall be shown with a stock saddle; silver equipment will not count over a good working outfit. Side saddles are also permitted with proper attire. Tapaderos are prohibited.
6. Whips are not allowed other than with a side saddle.
7. Riders must wear Western hat, long sleeved shirt with any type of collar, trousers or pants and boots (a one piece long sleeved equitation suit is acceptable provided it includes any type of collar). Chaps, shotgun chaps, or chinks are required. A vest, jacket, coat and/or sweater may also be worn. Protective headgear with harness is optional in all classes (not required to be of Western style). Refer to GR801.
8. Spurs are optional.

AL151 Qualifying Gaits.

1. Horses are to be shown at a walk, jog trot and lope on a reasonably loose rein both ways of the ring. Exception: Open classes, horses are to be shown at a walk, jog trot, lope and hand gallop on a reasonably loose rein both ways of the ring.
2. Walk: a four-beat gait: True, flat-footed and ground-covering.
3. Jog-Trot: a two-beat gait: Free, square, slow and easy.
4. Lope: a true three-beat gait: Smooth, slow, easy and straight on both leads.
5. Hand Gallop: The hand gallop is performed with a long, free, ground covering stride. The amount of ground covered may vary between horses due to difference in natural length of stride. The distinction between hand gallop and extended canter is, the latter being the ultimate linear extension of stride within the hand of the rider; the hand gallop being a looser, freer elongation of stride and frame of the horse. A decided lengthening of stride should be shown while the horse remains controlled, mannerly, correct and straight on both leads.
6. Excessive speed at any gait will be severely penalized.

AL152 Western Pleasure Class Specifications.

1. WESTERN PLEASURE, OPEN, MAIDEN, NOVICE, LIMIT, STALLION, MARE and GELDING classes will be judged on performance, manners, type, quality and conformation, except as noted below.
2. In AMATEUR, AMATEUR OWNER, LADIES, GENTLEMEN and JUNIOR EXHIBITOR classes, horses will be judged on manners, performance, type, quality and conformation.
3. In JUNIOR HORSE (3, 4 and 5 years old) classes, horses will be judged on quality, type, performance, conformation and manners.

SUBCHAPTER AL-16 WESTERN PLEASURE - PRO/AM.**AL153 General.**

1. This class will be judged in two parts.
2. The professional exhibitor will ride first.
3. At the judge's direction, the professional will dismount and the amateur will mount and work the horse in the second direction of the ring.
4. The Amateur rider need not be an Amateur Owner.
5. A win in this class will lose Maiden status for the horse.
6. This class may be combined with English Pro Am, but never Pure and Half Andalusians.

AL154 Qualifying Gaits.

Horses are to be shown at a walk, jog trot and lope on a reasonably loose rein both ways of the ring. Extensions may be asked for at any gait in the first direction.

AL155 Appointments.

For tack and attire see AL147.

AL156 Judging Criteria.

1. The professional will be judged as in an open class (i.e., extensions may be asked for at any gait) in the first direction. When ridden by the professional rider, the horse will be judged on performance, manners, type, quality and conformation. See AL149.1
2. The amateur will be judged under the amateur rules (i.e., no extensions will be asked for). When ridden by the amateur rider, horses will be judged on manners, performance, type, quality and conformation. See AL149.2.

SUBCHAPTER AL-17 WESTERN PLEASURE-VINTAGE RIDER.**AL157 General.**

1. This class is open to any Amateur rider 45 Years of age or older.
2. Horses may be shown as in a Western Pleasure class.
3. Class may be combined with English Pleasure-Vintage Rider, but never Pure and Half Andalusians.

AL158 Appointments.

Refer to AL147 for appropriate appointments.

AL159 Qualifying gaits and class specifications.

See AL110.

AL160 Judging Criteria.

To be judged on manners, performance, type, quality and conformation.

SUBCHAPTER AL-18 VERSATILITY DRIVING TO ENGLISH.**AL161 General.**

1. Each entry must be shown by one and the same person.
2. Horses must be shown first as Pleasure Driving, either Formal, Show Pleasure, Country Pleasure, or Pleasure Driving (see specifications) and then under saddle as English Pleasure, either Formal Saddle, Saddle Seat, Country Pleasure Saddle Seat or Hunt Seat (see specifications).
3. Entry shall enter the arena in a counterclockwise direction at the trot. Exhibitors to drive horses at the walk, trot and extended trot and ride the horse at the walk, trot and canter-both directions of the arena.
4. Two grooms or attendants, both of whom must wear unadorned dusters or smocks (unadorned includes dusters or smocks with IALHA logo), may assist with unharnessing and saddling. One groom must act as a header. Ample time is allowed for the tack change; this is not a race.
5. Removal of the driving bridle while the horse is hitched to a vehicle calls for instant elimination.
6. A win in this class does not affect Maiden status.
7. A lack of required tack, equipment or appointments shall result in immediate disqualification.

AL162 Appointments.

1. Driving: Formal, Show Pleasure, Country Pleasure or Pleasure, see specifications.
2. Riding: Formal Saddle, Saddle Seat, Country Pleasure Saddle Seat, or Hunt Seat, see specifications.
3. As required for Formal Saddle, Saddle Seat, Country Pleasure, or Hunt Seat, see specifications.

AL163 Qualifying Gaits.

1. Driving horses to be shown at the walk, trot and extended trot both directions of the arena.
2. English horses to be ridden at the walk, trot and canter both directions of the arena.

AL164 Versatility Driving to English Class Specifications.

1. Each entry is judged 50% as a Driving Horse and 50% as an English Pleasure Horse. See specifications above.

SUBCHAPTER AL-19 VERSATILITY ENGLISH TO WESTERN.**AL165 General.**

1. Each entry must be shown by one and the same person.
2. Each entry is to be shown first as an English Pleasure Horse, either Formal Saddle, Saddle Seat, Country Pleasure Saddle Seat or Hunt Seat (see specifications) and then as a Western Pleasure Horse (see specifications).
3. Entry shall enter the arena in a counterclockwise direction at the trot. Horses to be shown at the walk, trot and canter in both directions and at the walk, jog trot and lope in both directions.
4. Two grooms or attendants may assist in the tack change, but must wear unadorned dusters or smocks (unadorned includes dusters or smocks with IAHLA logo). Ample time is allowed for the tack change. This is not a race.
5. A win does not affect Maiden status.
6. A lack of required tack, equipment or appointments shall result in immediate disqualification.

AL166 Appointments.

1. For the first portion of the class, tack to be appropriate for Formal Saddle, Saddle Seat, Country Pleasure Saddle Seat, or Hunt Seat.

2. For the second portion of the class, the tack shall be as appropriate for Western Pleasure. (See appropriate sections above.)
3. As appropriate for Formal Saddle, Saddle Seat, Country Pleasure Saddle Seat, Hunt or Western Pleasure (see specifications above).

AL167 Qualifying Gaits.

As appropriate for Formal Saddle, Saddle Seat, Country Pleasure Saddle Seat, Hunt or Western Pleasure (see specifications above).

AL168 Versatility English to Western Class Specifications.

1. Horses are to be judged 50% as English Pleasure Horse and 50% as Western Pleasure, see appropriate specifications.
2. A lack of required tack, equipment or appointments shall result in immediate disqualification.

SUBCHAPTER AL-20 DRIVING.

AL169 Driving General.

UNLESS OTHERWISE STATED, IN ALL DRIVING CLASSES WHERE HORSES COMPETE COLLECTIVELY:

1. Junior horses (2, 3, 4 and 5 years old) may be shown in driving classes.
2. Two year old horses may only be shown using two wheeled pneumatic tired vehicles. In Formal Driving, they may use a four-wheeled pneumatic tired vehicle.
3. Two year old horses shall not be shown with an overcheck, but must be shown with a side check.
4. Sidechecks/overchecks must remain attached until the judges turn in their cards.
5. Entry - An entry consists of a single horse, not pairs or teams.
6. A lack of required tack, equipment or appointments shall result in immediate disqualification.
7. Exhibitors shall enter the ring in a counterclockwise direction at the trot required in the specific class. Entries are to be shown at a walk, trot and strong trot as required in the specific class, both ways of the ring.
8. Horses are to stand quietly and back readily. Exception: Formal Driving horses shall not be asked to back.
9. Headers, wearing unadorned dusters or smocks (unadorned includes dusters or smocks with IALHA logo) must be utilized to insure the safety of the exhibitors.
10. One or two people per vehicle, as appropriate, are allowed.
11. Gloves and a whip suitable to the vehicle are required.
12. Equipment is to be in sound condition.
13. Protective headgear may be worn without penalty (see GR801.4).
14. There will be no cross entries allowed between the following sections at any IALHA sanctioned competitions:
 - a. Formal Driving/Formal Saddle
 - b. Show Pleasure Driving/English Pleasure Saddle Seat
 - c. Country Pleasure Driving/Country English Pleasure
 - d. Pleasure Driving.
15. Drivers should dress conservatively according to the style of the present day. Period costumes are discouraged. Dress for the driver must conform to the turnout.

SUBCHAPTER AL-21 COUNTRY PLEASURE DRIVING

AL170 General.

It is imperative that the horse give the distinct impression of being a pleasure to drive and display a pleasurable attitude. To this end, all gaits must be performed with willingness and obvious ease, cadence, balance and smoothness.

AL171 Appointments.

Horses are to be shown in show harness. Bridle with blinkers, overcheck (with separate overcheck bit) or sidecheck, snaffle bit (straight or jointed) or Liverpool bit, to a two-wheeled show vehicle, suitable to the horse. Traditional antique-type vehicles are not permitted.

AL172 Qualifying Gaits.

1. Walk - A four-beat gait, brisk, true, and flat-footed with good reach.
2. Normal Trot - A two-beat gait, to be performed at medium speed with moderate collection. The normal trot must be mannerly, cadenced, balanced and free-moving.
3. Strong Trot - This is a stronger trot, performed with a lengthened stride, powerful and reaching, at a rate of speed which may vary between horses since each horse should attain his own strong trot in harmony with his own maximum natural stride. The horse must not be strung out behind. The horse should show moderate collection without exaggeratedly high action in front. He must present a willing attitude while maintaining form. The strong trot must be mannerly, cadenced, balanced and free-moving.

AL173 Country Pleasure Driving Class Specifications.

1. Open, Maiden, Novice, Limit, Stallion, Mare and Gelding classes are to be judged on manners, performance, type, quality and conformation.
2. Amateur, Amateur Owner, Ladies, Gentlemen's and Junior Exhibitor classes are to be judged on manners, performance, type, quality and conformation.
3. Junior Horse classes are to be judged on quality, type, performance, conformation and manners.
4. Excessive knee action shall be penalized.
5. Extreme speed will be penalized.

SUBCHAPTER AL-22 SHOW PLEASURE DRIVING.**AL174 General.**

One person per vehicle allowed.

AL175 Appointments.

1. Horses are to be shown in show harness, bridle with blinkers, overcheck (with separate overcheck bit) or sidecheck, snaffle bit (straight or jointed) or liverpool bit, to a two - wheeled, pneumatic tire vehicle.

AL176 Qualifying Gaits.

1. Walk - A highly collected gait exhibiting much "primp" at a slow, regulated speed, with good action and animation. It should have snap and easy control. It is a four-beat gait performed with great style, elegance and airiness of motion.
2. Animated Trot - Natural and cadenced with impulsion and power from behind, the front airy and light. The action is balanced, bold and brilliant, characterized by free shoulder action. The horse is to have leg flexion with extension, the foreleg extending fully forward at full stretch with floating motion combined with hock action that is powerful and well raised, and the hind leg being brought forward with a driving stride. Loss of form due to excessive speed shall be penalized.
3. Strong Trot - A strong trot is to be faster with a lengthened stride, maintaining balance, ease and freedom of movement.

AL177 Show Pleasure Driving Class Specifications.

1. Open, Maiden, Novice, Limit, Stallion, Mare and Gelding classes are to be judged on performance, type, quality, conformation and manners.
2. Amateur, Amateur Owner, Ladies, Gentlemen's and Junior exhibitor classes are to be judged on manners, performance, type, quality and conformation.
3. Junior Horse classes are to be judged on quality, type, conformation and manners.
4. Extreme speed will be penalized.
5. High, natural, free-moving action is desirable.
6. The Show Pleasure horse generally has less animation than the Formal Harness horse but should be alert and responsive.

SUBCHAPTER AL-23 PLEASURE DRIVING.**AL178 Qualifying Gaits.**

1. Walk – A four-beat gait which is to be true, flat-footed and ground covering.
2. Trot – A two-beat gait which is balanced overall, relaxed and easy going with elasticity and freedom of movement.

3. Strong Trot – A strong trot is to be faster with a lengthened stride, maintaining balance, ease and freedom of movement.
4. It is imperative that the horse give the distinct impression of being a pleasure to drive. A quiet, responsive mouth is paramount. All gaits must be performed with willingness and obvious ease, cadence, balance and smoothness.

AL179 Appointments.

Horses are to be shown in show harness. Bridle with blinkers, overcheck (with separate overcheck bit) or sidecheck, snaffle bit (straight or jointed) or liverpool bit, to a two wheeled vehicle, either show or traditional type, suitable to the horse.

AL180 Judging Criteria.

1. Open, Maiden, Novice, Limit, Stallion, Mare and Gelding classes are to be judged on manners, performance, type, quality and conformation.
2. Amateur, Amateur Owner, Ladies, Gentlemen's and Junior Exhibitor classes are to be judged on manners, performance, type, quality and conformation.
3. Junior Horse classes are to be judged on quality, type, performance, conformation and manners.
4. Excessive knee action shall be severely penalized.
5. Extreme speed will be penalized.

SUBCHAPTER AL-24 FORMAL DRIVING.

AL181 General.

One person per vehicle allowed.

AL182 Appointments.

Horses are to be shown in show harness, bridle with blinkers, overcheck (with separate overcheck bit) or sidecheck, snaffle bit (straight or jointed) or liverpool bit, to a four wheeled, pneumatic tire show vehicle.

AL183 Qualifying Gaits.

1. Park Walk - A lively, animated and graceful walk that could be loosely termed a four-beat gait, but which does not give the appearance of being a jog or a prance. It should be judged as a separate entity and not merely as a transition gait.
2. Park Trot - Executed in a highly collected manner. The horse's energy should be directed toward animation rather than speed. This gait requires extreme knee flexion and use of the shoulder for balanced, graceful extension. It is most desirable that a horse go above "level arm" but it is not desirable to lose extension to the point where the horse does not significantly move forward. The hocks should remain well under and be lifted and not driven to the rear. The most desirable park trot gives a balanced appearance from front and rear.
3. At the command "show your horse" the driver has the privilege of showing the entry to its best advantage at the trot, but excessive speed shall be penalized.

AL184 Formal Driving Class Specifications.

1. Entries are to be judged on performance, quality, manners, type and conformation.
2. The horse is to give a brilliant performance, with style, presence, finish, balance and cadence.

SUBCHAPTER AL-25 TRADITIONAL TYPE CARRIAGE DRIVING.

For rules governing the judging of Traditional Type classes, refer to the USEF Carriage Pleasure Driving rules.

SUBCHAPTER AL-26 ANDALUSIAN NATIVE (CONTEMPORARY) TACK AND ATTIRE.

AL185 General.

1. Exhibitors shall enter the ring in a counterclockwise direction at the trot and shall show their horses at the walk, trot and canter both ways of the ring.
2. Entries are to be judged 50% on tack and attire and 50% on performance.

AL186 Appointments.

Entries shall be shown under contemporary Spanish or Portuguese equipment. There are different styles of Spanish and Portuguese tack and attire, which are traditional and correct for the Andalusian horse. It is not correct in either of these two countries to mix attire and equipment (saddles) and should not be acceptable here in the U.S.

2. Spanish

a. Saddle

(1) For the Spanish, there are three major types of saddles: vaquera, royal or sidesaddle (vaquera or English), with variations of them all. The vaquera (albardon, jerezana) and vaquera sidesaddles are identical except the sidesaddle has leaping horns which may be on the left or right to the preference of the rider. The saddle is rectangular in shape covered with sheepskin, having a raised, rounded cantle at the back. It has a canvas under side and is placed directly on the horse without saddle pads. The colors of the leather showing at the cantle or pommel may be dark brown, black or natural. The stirrups are blackened steel, triangular in shape. Crupper strap to match.

(2) The royal saddle (includes espanol and portrera) faintly resembles a dressage saddle from the side, but it has a raised cantle and pommel, the overall length exceeds the width of a dressage saddle. It is traditionally, not necessarily, covered in sheepskin. The stirrup is the triangular blackened steel. Crupper strap to match.

(3) Breast collars are only used, but not always, with side saddle and royal saddle, plain or covered with sheepskin. Silver is not used. Plain leather is preferred in Spain, though decorative tooling can be used with the Gala event attire.

b. Bridle and Bit

(1) The type of bit used is a blackened steel bit in snaffle, pelham, curb (shank), with low, medium or high port. In Spain, two sets of reins are used for the younger horse, one set attached to the leather covered or wrapped serreta at the nose band (serreta is a curved metal nose piece that is always covered with leather or wrapped to cover the sharp metal points and attaches to the nose band with two rings to attach reins), the top rein coming from the nose band and the regular reins coming from the mouth (snaffle or shanked blackened solid bit) or with the pelham. A leather-covered muscarola (serreta without ring attachments) may also be placed on the nose band depending on the training level of the horse.

(2) The bridle leather is dark brown, natural or black to suit the horse with or without throat latch. Vaquera without throatlatch, royal and sidesaddle with or without throat latch. Plain leather is preferred in Spain, though decorative tooling can be used with the Gala event attire. All hardware is of blackened steel. With each of the three types of saddles, an appropriate bridle will have a brow band with a mosquero (fly screen) made of long leather fringe or of horse hair (having three circles in a pyramid at the top and tassels) not to extend below the nose band.

c. Portuguese

(1) Saddle

(a) For the Portuguese, there are three major types of saddles: Portuguesa (bullfight style), Dressage (Portuguese or English style) or sidesaddle (Portuguese or English style) with variations of them all. The Portuguesa (bullfight) saddle has a high cantle and pommel in the front. The front and back slope in wings down to hold the leg firmly in place. This is a bull fighting saddle made to hold the rider in place. The seat of the saddle may be rough-out leather of varying colors or smooth leather.

(b) The Portuguese saddle will at least have a loin pad of leather (or animal skin) between the saddle and the crupper. If the rider is in eighteenth century attire, the saddle covers (silk) will have great embroidery in designs to suit the rider's attire.

(c) The stirrups are either brass or chrome, oval shaped under the foot or close-toed, rectangular (box) wooden stirrups with brass or chrome overlays in varying degrees of intricacy to match the leather accessories.

(d) Breast collars and crupper to match bridle. Saddle pad may be used but must conform to the outline shape of saddle.

(e) Dressage (Portuguese) to be advised.

(f) Campino equipment to be advised.

(2) Bridle and Bit

The bridle is a flat, brown, natural or black leather, with wide buckles of brass or silver (chrome, nickel) at all adjustment points. There are different styles of bridles, flat plain (simple), half-presentation (a little fancier) or full presentation (very decorative and ornate with feather penacho). A white leather bridle is used for exhibition only. No mosquero or fringe is allowed. The bit to suit the horse. Stylized brass and chrome bits are used to match with presentation equipment.

AL187 Attire.

1. Spanish

a. Vaquera, Feria, Gala or Exhibition: the attire for the rider in the vaquera or royal saddle, male or female is almost identical.

(1) Traditionally the high waisted short jacket is of conservative colors, dark or light grays, blues, burgundy, greens browns and tans. May be solids, hounds tooth or faintly striped. Black jackets are generally for evening events. The jacket ends above the waist and has five buttons on each sleeve angled from the wrist lightly back towards the elbow. If the jacket is that of vaquero style, it has five buttons down the front and two side pockets. The jacket is worn open for the women and buttoned at the top button for the men. It has no collar and no cuff. The female style may have a small collar. Some exhibition and gala jackets do not have buttons, they may have black or contrasting trimmings, embroidery, and a vest may be worn.

(2) The pants rise high into the waist and have suspenders to hold the pants at this height. The pants are of the color that compliments the color of the short jacket, dark gray with a black stripe, brown stripes, green stripes, navy stripes or solid colors. The pants are of two different styles, pantalon and calzona depending on the discipline in which the rider is riding. Pantalon style ends with a turned up white cuff and the calzona at mid calf panel with buttonholes, in which dangles a grouping of silver or natural material ornaments, called cariles. There is no belt worn. A colorful scarf or sash is worn around the waist and tied on the right side.

(3) The shirt is plain white with a turned down collar (not button down), for the men and lightly ruffled for the women.

(4) The hat is flat crown, with flat brim. Conservative color to match the attire of the rider. The hat should be a darker shade of color. Black and shades of grays are the most used. Protective headgear may be worn without penalty (see GR801.4).

(5) There are two styles of boots. Boto compero are tall, rough out, low heeled boots and worn with pantalon style pants (white cuff). Botins are ankle height, rough out boots always worn with half-chaps called polainas and these are worn with the calzone style pants. Boots are of natural leather (brown) never black. The polainas are plain or tooled to varied degrees with fringe at the top of the spat (which is worn under the pant).

b. For the side saddle rider (Amazona)

(1) Wears the same styles of jackets as described above.

(2) The skirt is to match the jacket in conservative colors or in black, long full skirt with large pleat, buttoning the back for walking.

(3) The shirt is white as above or with stand up collar and ruffles. The rider wears conservative single stud earrings.

(4) The flat hat as described above to coordinate with the jacket worn or the Calanes hat, with the hair covered with colorful scarf in a hair net (madroero). Protective headgear may be worn without penalty (see GR801.4).

(5) Her boots are dark boto compero or black.

(6) She will carry a whip to the off side absent the leg. The overall look is subdued elegance.

c. For "A La Grupa"

(1) The male rider wears the attire of the above vaquera riders.

(2) The feria dress is worn when the woman is riding a la grupa only. She should have flowers in her hair, bracelets of the color of her dress on her arm, earrings also matching the dress. Gold and diamonds are not appropriate. Colorful plastic is in order. She should have a fringed scarf, which makes a "V" at the back of the dress emphasizing the plunge of the back (and pinned into place), and pinned in the front of the bust. The fringe should either lightly flow over the ruffles of the shoulder or be completely contained in the front and in the back.

(3) She will sit fully to the left or right, putting her right or left arm around the waist of the male; with her left or right hand under the tiers of flounces holding onto the crupper. She is sitting on a small pad, which is held in place by the crupper, which passes through the under side of the pad. Ferial (Flamenco) dress is not permitted to ride astride or sidesaddle. It is not native to Spain.

2. Portuguese.

a. Bullfighting and Haute E'cole Exhibition.

(1) The coat, called the casaca, reminiscent of French court of Louis XV and Louis XVI is traditionally of rich and vibrantly colored satin or silk but may also be of fine velvet, heavily embroidered along the front, at the cuffs, and down the back. Attached to the cuffs here is deep lace. There is a black ribbon from the top of the coat at the center of the head. There is a single vent in the back. The rider wears a vest embroidered to compliment the coat.

(2) The shirt is white and plain with lace showing at the collar.

(3) The pants are white, beige, blue or black to compliment the jacket.

(4) The boots (Frederica) extended in height to the knee the front of the boot is cut in a "V" shape. The shelf-heel on which the spurs rest and square toe. White stockings are worn above the knee.

(5) A black tri-cornered hat, edge trimmed in white feathers, is worn. Protective headgear may be worn without penalty (see GR801.4).

b. Women's attire riding sidesaddle or astride (Amazona propriamente dita or para esarranchar).

(1) Jackets have various characteristics. The main characteristics are two-pointed lapels, two fitted pockets with vertical openings, top of sleeves near the shoulder full (almost ballooning), cuff-less and silk lining in tone with color of jacket. Colors of jacket somber colors in nature, browns, beige, greens, burgundy, tweeds and black. It is sometimes adorned with trimmings around the edges and designs on the back. Material is usually of wool, raw silk or fine velvet. No buttons on the jacket for the side saddle rider but the astride rider may use a cavaleiros style jacket if they wish. Trims and designs are of a contrasting or a coordinating color.

(2) The skirt is to match the jacket in conservative color or in black, long full skirt with large pleat, buttoning in the back for walking. The astride rider has a split skirt that covers the riding patalone (breeches) of the same color as skirt. The skirt fits snugly on the hips and may have a high waist, buttoning on the side or in the middle, slit from the top of the thigh front and back in a way to open over the saddle when riding and conceals the breeches when dismounted.

(3) Shirt with a small collar embellished with a jabot of lace or cotton. Collar is decorated with a brooch or black satin bow. Two or four buttonholes are at the collar and are closed with collar links. A variety of styles may be worn by the astride rider. Cuffs may be plain or lacy. Shirt must always be white. Satin cummerbund with horizontal pleats complimenting the outfit is worn; also acceptable is a satin or cotton sash wrapped around the waist as in the cavaleros dress. A waistcoat (vest) may be worn but always the cummerbund or sash to harmonize with the outfit or in black. Gloves must always be worn with these two outfits.

(4) Amazona hat has an upturned brim, a slightly indented convex crown and is adorned with two silk pom poms (country hat). Astride rider may also wear the cavaleros style of hat. Protective headgear may be worn without penalty (see GR801.4).

(5) Boots may be that of the cavaleros or above ankle boot with button or lace closure. Black or brown.

c. Horsemen's Riding Attire. (Caveiros)

(1) The jacket is cropped short at the waist or slightly below, cut straight across the back at the waist. A variety of collar styles: shawl collar, two-pointed lapels, polo type, round band. Double breasted lapels or simply collar-less. Two-pointed lapel collar frequently has velvet or velveteen on the upper half. Material is also varied from fine wool and velvet to cloth of various textures and ranging from light to dark colors of somber tones. Some jackets have applications of different fabric and color on the front (pockets, etc.) and elbows of the sleeves. The jacket has two breast pockets; edges bound or trimmed and show a glimpse of the lining. Sleeves are cuff-less and plain or may have a stripe of fabric with buttons mounted. Buttons (if used) are of silk braid-

ing, silver braiding, glass, horn, wood, bone, silver or modern materials usually with a foot (not holes) or frog and loop.

(2) The Portuguese pants are straight cut without cuff falling to the ankles. The waistband is high snugly fitting button of fly hidden with flap, but three buttons visible rising above to the waist. Two small horizontal pockets at the waistband. Buttons to attach suspenders. Material of pants should be of wool or cotton blend and of the same tone or lighter tone than that of the jacket. Breeches can also be worn of the same or lighter complimentary tone of the jacket; buttons are usually sewn along the lateral seam to the taste of the wearer, with long stockings showing above the boot.

(3) The shirt is plain white with a turned-down collar, fastening could be single or double closures of plain or covered buttons or collar links of enamel up to a gold or silver, with or without precious stones. Also "Sunday best" has a wide ruffled front with or without pleats or with or without lace. Buttons may be plain or decorative. Sleeves are large and roomy ending in simple or double cuff.

(4) Waistcoats have different shapes of neck to suit the wearer. Can be single breasted, double-breasted, with or without collar as the jacket dictates. Usually the front is made of the same fabric as the jacket. Some have pockets. The sash is placed over the waistcoat and the waistband of the trousers. The color is black for cavaleros. Silk, wool or cotton wrapped snugly around the waist with fringed amount to the left. The sash is two meters long and 30 cm wide. No scarves or bandana. Gloves are optional.

(5) The hat, two styles are predominant. "Mazzantini", flat brimmed cylindrical crown straight across the top, wide ribbon band, decorated with three buttons placed vertically. "Portuguesa" soft wide brimmed 9 cm, indented convex crown 10 cm, encircled by a 2 cm ribbon band, so as it may be held between the thumb and middle finger. Colors in black, gray or brown.

(6) The half-boot, with the top shorter than the above "Frederica", is a greased calf boot with shelf-heeled, squared or rounded toe, and may have closures laterally by a system of pins and loops, small leather laces. More formal may be in patent leather with higher quality design with shelf-heel. Ankle boot with leather gaiters with pin and loop or lace closure attachments. Colors in black, gray, or brown are the norm.

SUBCHAPTER AL-27 ANDALUSIAN HERITAGE (HISTORICAL) TACK AND ATTIRE.

AL188 General.

1. Exhibitors shall enter the ring in a counterclockwise direction at the trot and shall show their horses at the walk, trot and canter both ways of the ring.
2. Entrants must submit a narrative not to exceed one minute in length to be read by the announcer during the class describing the period and heritage it represents.
3. Entries shall be judged 70% attire and 30% performance.

AL189 Appointments.

1. Entries may be shown under either authentic tack from the period represented or English equipment.
2. Riders shall wear attire, which represents the heritage of a culture, which used and rode Andalusian horses.

AL190 Qualifying Gaits.

Exhibitors shall show their horses at the walk, trot and canter both ways of the ring.

SUBCHAPTER AL-28 FANTASY COSTUME.

AL191 Fantasy Costume.

1. Exhibitor is to give free expression the imagination and creativity of the presentation. Classes are to be judged on creativity, authenticity to period, suitability of costume to horse and rider, and manners.
2. Exhibitors to enter the ring at a walk in a counterclockwise direction. All horses shall be worked at a walk and trot both ways of the ring.
3. Excessive speed to be penalized.
4. Exhibitors may be asked to halt and stand quietly.

5. Light hand contact must be maintained.
6. Lineup position is at the discretion of the judge.
7. Exhibitors can show individually or in groups up to but not exceeding five per group. Groups must be clearly identifiable, with lead rider wearing number easily visible to judge.
8. It will be at the judge's discretion to decide if a costume is unsafe and cause for elimination.
9. No walkers allowed. Flags, bards, and /or banners are permitted.
10. Costumes should be made of durable material and securely attached, such that no part of the costume falls off during the class.
11. Appointments: the exhibitor safety should be a primary consideration.
12. A short script about each costume may be provided to the announcer from each entry. Only the winning entry will have their script read during the awards presentation for the class. The script must not exceed one minute when read.

SUBCHAPTER AL-29 LONG REINING.

AL192 General.

1. Exhibitors are to present a neat appearance with handler and horse appropriately turned out.
2. Horses may show with braided manes and tails.
3. A lack of required tack, equipment or appointments shall result in immediate disqualification.

AL193 Appointments.

1. Bridle: Dressage, Spanish or Portuguese bridle, with snaffle bit. Cavesson must be used with this bridle. No colored brow band cavessons.
2. Surcingle: Leather surcingle, with crupper (optional). Traditional surcingle with saddle pad and breast plate may be used in level three and kur, when wearing traditional clothes.
3. Long Reins: To be of leather, webbing or rope. Whichever type is chosen, must be clean and in good condition.
4. Whip: A whip that is suitable for long reining a horse and is easily manageable for the handler. Whips are optional.
5. Hunt outfits, consisting of Jodhpurs, hunt coats, boots and hat are appropriate for levels 1 and 2.
6. Formal top hat and tails or traditional Spanish or Portuguese attire are required for level 3 and Musical Kür (freestyle).

AL194 Qualifying Gaits.

1. Walk: a true, four-beat walk, with the horse collected. The motion should be brisk and vigorous with the horse showing animation and brilliance.
2. Trot: Animated, natural, and cadenced, with impulsion and power from behind, the front airy and light. The animated natural trot is extremely bold and brilliant, characterized by free shoulder action. The trot should appear effortless and be executed willingly with apparent ease. The action should be balanced and cadenced. The trot should be a true two-beat diagonal gait. Mixed gaits, pacing or racking must be considered major faults.
3. Canter: true, three beat gait, collected, animated, smooth and unhurried. The movement light and airy with more elevation in the front. The horse to be balanced, supple and mobile. To be straight on both leads.

AL195 Required Movements.

1. Shoulder-in: the horse is slightly bent to the inside track. The horse's inside foreleg passes and crosses in front of the outside leg; the inside hind leg is placed in front of the outside leg. The horse is looking away from the direction in which it is moving. Shoulder-in, if performed correctly with horse slightly bent and at the correct angle, is not only a suppling movement but also a collecting movement. Shoulder-in is performed along the wall at an angle of about 30 degrees to the direction in which the horse is moving.
2. Travers: the horse's haunches are carried slightly to the inside track, with the horse looking in the direction in which it is moving. Travers is performed along the wall or preferably on the center line at an angle of about 30 degrees to the direction in which the horse is moving. The horse's outside legs pass and cross in front of the inside legs.

3. **Renvers:** this is the inverse movement to travers with the tail instead of the head to the wall. The same principles are applicable as at the travers.
4. **Half-Pass:** this movement is a variation of travers executed on the diagonal instead of along the wall. The horse although slightly bent, should be as close as possible to parallel to the long side of the arena, while maintaining the forehand slightly in advance of the quarters. The outside legs pass and cross in front of the inside legs. The horse is looking in the direction in which it is moving. The horse should maintain the same cadence and balance throughout the whole movement. In order to give more freedom and mobility to the shoulders which adds to the ease and grace of the movement, it is of great importance not only that the horse is correctly bent and thereby prevented from protruding his inside shoulder, but also to maintain the impulsion especially the engagement of the inside hind leg.
5. **Turn on the haunches:** this movement is a schooling exercise which can be executed from the walk and is preparatory for the pirouette which is executed out of collected gaits. The horse's forehand moves in even, quiet and regular steps around the horse's inner hind leg while maintaining the rhythm of the walk. In the half turn on the haunches, the horse is not required to step with its inside leg in the same spot each time it leaves the ground but may move slightly forward. Backing or loss of rhythm is considered a serious fault. This movement may be executed through 90, 180 or 360 degrees.
6. **Pirouette:** the pirouette (half-pirouette) is a circle (half-circle) executed on two tracks with the radius equal to the length of the horse, the forehand moving round the haunches. Pirouettes (half-pirouettes) are usually carried out at the collected walk or canter but can also be executed at piaffe. At the pirouette (half-pirouette) the forefeet and the outside hind foot move round the inside hind foot which forms the pivot and should return to the same spot, or slightly in front of it, each time it leaves the ground. At whatever pace the pirouette (half-pirouette) is executed, the horse slightly bent in the direction in which it is turning should, remaining on the bit with light contact, turn smoothly maintaining the exact same cadence and sequence of footfalls of that pace. The poll stays the highest point during the entire movement. During the pirouette (half-pirouette) the horse should maintain its impulsion and never move backwards or deviate sideways. If the inside hind foot is not raised and returned to the ground in the same rhythm as the outside hind foot the pace is no longer regular. In executing the pirouette (half-pirouette) in the canter, the handler should maintain perfect lightness of the horse while accentuating the collection. The quarters are well engaged and lowered and show a good flexion of the joints. The quality of the pirouettes (half-pirouettes) is judged according to suppleness, lightness, cadence and regularity and to the precision and smoothness of the transitions; pirouettes (half-pirouettes) at the canter are judged also according to the balance, the elevation and the number of strides (at pirouettes 6-8, half-pirouettes 3-4 are desirable).
7. **Piaffe:** the piaffe is the most collected of the trot paces. The horse shows an elevated and cadenced trot on the spot, with the quarters slightly lowered. The horse should demonstrate great freedom and mobility of all the joints as he moves each diagonal pair of legs. The toe of each foreleg should be raised to halfway up the cannon bone of the other front leg; and the hind legs, showing great activity, should lift each hind toe to just above the opposite hind fetlock. The horse must always have the desire to move forward and show a lively impulsion while remaining lightly on the bit.
8. **Passage:** the passage is a very collected, very elevated, cadenced trot. The horse shows graceful, springy steps with a prolonged moment of suspension. The knees and hocks are highly flexed as the quarters are more engaged and the horse remains lightly on the bit. When this movement is established, the horse should then be able to move from piaffe to passage and back to piaffe without any apparent effort, loss of rhythm or cadence.

AL 196 Required Tests.

1. Level One: Novice
2. Level Two: Intermediate
3. Level Three: Advanced
4. Musical Kur: Advanced
5. **Optional Tests:** To be used if a Dressage arena is not available. Required elements may be done in random order (except halt and salute at entry and exit). It is up to each exhibitor to choreograph his/her own test and provide the order of execution of the required elements to the judge prior to the competition.
 - a. **Optional Test Level One Required elements:** Halt Salute on entry and exit; 20 meter circle left at collected trot; 20 meter circle right at collected trot; medium walk (to be per-

formed several times in the program); shoulder-in right at collected trot; shoulder-in left collected trot; 10 meter half circle right at collected trot; 10 meter half circle right at collected trot; leg yield right at collected trot; leg yield left at collected trot.

b. Optional Test Level Two Required elements: Halt and salute on entry and exit; shoulder right at collected trot; shoulder-in left at collected trot; half-pass right at collected trot half-pass left at collected trot; rein back; travers right at collected trot; travers left at collected trot; collected walk; extended walk; half pirouette at walk left and right; collected canter; half-pass right and left at collected canter; flying change demonstrated in connection with half-pass at collected canter.

c. Optional Test Level Three Required Elements: Halt and Salute on entry and exit; collected trot; half-pass right at collected trot; half-pass left at collected trot; rein back; collected walk; medium walk; extended walk; collected canter; half-pass right at collected canter; half-pass left at collected canter; flying change of lead (demonstrated in connection with half-pass); three flying changes every four strides; three flying changes every three strides; piaffe (10 to 15 steps); passage (10 to 15 steps); transitions between passage and piaffe must be demonstrated.

SUBCHAPTER AL-30 JUNIOR EQUITATION.

AL197 General.

1. Exhibitors shall be junior exhibitors (An individual who has not reached his/her 18th birthday as of December 1 of the current competition year.). (See GR126).
2. A purebred Andalusian or a Half-Andalusian may be ridden in Junior Equitation classes.
3. The rider's position, seat, hands and the correct use of the aids are to be judged, refer to Equitation Chapter EQ.
4. Purebred and Half-Andalusian horses are permissible.
5. A lack of required tack, equipment or appointments shall result in immediate disqualification.

AL198 Saddle Seat Equitation.

1. Appointments as appropriate to Saddle Seat Equitation, see EQ117.
2. Saddle Seat Equitation classes are to be shown at a walk, trot and canter both ways of the ring, refer to Equitation Chapter EQ.

AL199 Hunt Seat Equitation.

1. Appointments as appropriate to Hunt Seat Equitation, see EQ109.
2. Hunt Seat Equitation classes are to be shown on the flat at a walk, trot and canter both ways of the arena, refer to Equitation Chapter EQ.

AL200 Western Equitation.

1. Appointments as appropriate to Western Equitation, see EQ125.
2. Exhibitors shall enter the ring in a counterclockwise direction at the jog trot. Horses shall be worked at the walk, jog trot and lope both ways of the ring, refer to Equitation Chapter EQ.
3. At the judge's discretion, individual work may be required.

AL201 Walk-Trot Equitation – 10 and Under

1. Junior exhibitors will not be allowed to show in Walk-Trot Equitation after exhibiting in a three-gaited class. Walk trot exhibitors may not compete in any other class that requires a canter.
2. Entering the ring in a counterclockwise direction at the trot, horses will work at a walk and trot both directions of the ring.
3. Qualifying Gaits: Walk and trot both ways of the ring. Horses will be asked to back. Three or more lope or canter strides are cause for disqualification.
4. Appointments: As appropriate to Saddle Seat, Hunt Seat, Western, Spanish or Portuguese. (See related Sections, above.)
5. Attire as appropriate to Saddle Seat, Hunt Seat, Western, Spanish or Portuguese. (See related Sections above.)
6. The exhibitor will be judged on his or her basic position in the saddle: Hand-Leg-Back position. Exhibitor will also be judged on his or her ability to govern, control and properly exhibit the horse.
7. No stallions are permitted.

SUBCHAPTER AL-31 JUNIOR EXHIBITOR SHOWMANSHIP IN HAND

AL202 Junior Exhibitor Showmanship In Hand.

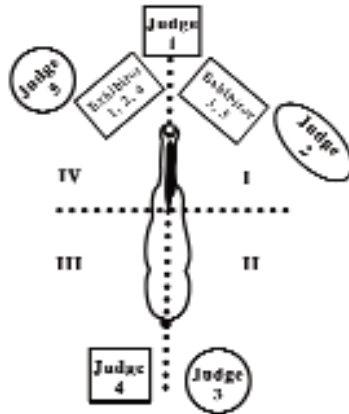
The showmanship class shall be judged strictly on the exhibitor's ability and emphasis shall be placed on the handler's ability to prepare and present the horse safely, correctly and elegantly. The conformation of the horse is not to be judged, since the horse is considered a means of displaying the abilities of the show person. The ideal showmanship performance consists of a poised, confident, appropriately attired exhibitor leading a well groomed and conditioned horse that quickly and efficiently performs the required movements with promptness, smoothness and precision. Horses shall be presented in the Andalusian show stance (refer to AL105.2).

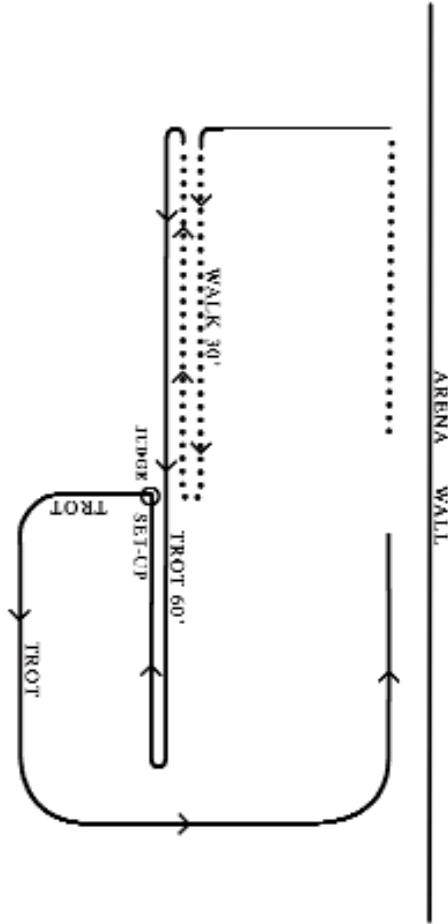
1. GENERAL
 - a. Judging is based on 50%-Presentation of the horse and showmanship skills, 40%-Condition, grooming and fitting of the horse, 10%-Appearance and grooming of the exhibitor.
 - b. Unsoundness of the horse being shown shall not penalize a handler unless it is sufficiently severe as to impair the required performance, in which case the penalty is at the judge's discretion.
 - c. Stallions are not permitted.
 - d. Pure and Half Andalusians may compete in the same class.
 - e. Horses may be presented either English or Western.
 - f. Showmanship pattern must be posted at least one hour prior to the class.
2. APPEARANCE OF EXHIBITOR-10%
 - a. Attire-Boots or dress shoes are to be worn, no tennis shoes; long sleeved shirt or blouse is mandatory. No Denim is permitted. Long hair should be neatly pulled back. Sweater, vest or jacket, gloves and ties are optional. Informal but neat attire should not be penalized.
3. CONDITION, GROOMING & FITTING OF THE HORSE-40%
 - a. As per Halter Class Specifications
 - b. Tack also as per Halter Class Specifications
4. PRESENTATION OF THE HORSE-50%
 - a. As the judge moves around the horse, handler should position himself or herself so they do not obstruct the judge's view of the horse. The handler shall use the Quarter System as explained herein. The horse should not be stretched. Horses must stand square on front feet. Hind feet may either be square or have one rear cannon bone perpendicular to the ground.
 - b. Leading and Showing-The handler should follow the pattern used for the Halter Classes, with the addition of the Quarter System when standing the horse up for the judge. The horse shall be led from the left (near) side with the handler holding the lead strap in the right hand at a distance from the horse allowing for maximum control and presentation. Handler's position when leading is midway between the head and shoulder of the horse. The remaining portion of the strap should be held safely in the left hand, and not wrapped around the hand. When moving away from the judge, the horse should be kept in line with the judge so the horse's movement can be observed. The horse should be brought to a complete stop at either end of the line before turning to the right, away from the handler. The handler should appear alert until the entire class has been placed and the judge has submitted his card. The handler should be natural and avoid over showing, and respond promptly to requests from the judge or other officials. A light touch of the whip is permitted, if necessary. Courtesy and good sportsmanship should prevail at all times.
5. SHOWMANSHIP FAULTS
 - a. Not following the judge's instructions.
 - b. Not showing the horse, but showing yourself.
 - c. Crowding other competitors while leading the horse or in the lineup.
 - d. Not lining up in front of the judge for presentation.
 - e. Turning the wrong direction.
 - f. Not following the Quarter System.
 - g. Not holding the lead shank correctly or jerking it excessively.
 - h. Attire not clean and neat.

- i. Horses in poor condition, not clean or properly groomed.
- j. Improper tack.

6. QUARTER SYSTEM

The Quarter System involves drawing imaginary lines bisecting the horse into four equal areas as shown in the drawing. They are numbered I, II, III, IV for identification. One line runs across the horse just behind the withers. The other runs from head to tail. When the horse is set up for inspection, the exhibitor stands in area IV. When the judge moves to area II, the exhibitor moves to area I. When the judge moves to area III, the exhibitor moves back to area IV. When the judge moves to area IV, the exhibitor moves back again to area I. An exhibitor should never stop directly in front of the horse, since this is a danger zone. When the judge is in the front half of your horse, you should be on the opposite side of the horse. When the judge is in the back half of your horse, you should be on the same side of the horse.





SUBCHAPTER AL-32 REINING

For rules governing Reining Classes, refer to USEF Reining Division: RN101 General, RN102 Equipment, RN103 Scoring, and RN107 Patterns.

SUBCHAPTER AL-33 WESTERN TRAIL HORSE.

For rules governing Western Trail Horse Classes, refer to USEF Western Sub-chapter 3.

SUBCHAPTER AL-34 WESTERN RIDING.

For rules governing Western Riding classes see WS129-WS136.

SUBCHAPTER AL-35 MISCELLANEOUS.

AL203 Walk - Trot Green Horse.

1. General
 - a. Horse must never have been judged in any class at a USEF Licensed competition that requires a canter or a lope.
 - b. Horse may not have been shown under saddle prior to the current competition year.

2. Appointments
 - a. Tack and attire must match the discipline being ridden and the class entered. Protective headgear is acceptable. See GR801.4
3. Class Conduct
 - a. Competitors enter the ring in a counter-clockwise direction at a walk.
 - b. To be shown both directions of the ring at the walk and trot or jog only. The order to reverse may be executed by turning either toward or away from the rail.
 - c. Entries will line up on command. Horses must not be asked to back.
4. Qualifying Gaits
 - a. The horse must give the appearance of being a safe and suitable mount for the class. The safety of all exhibitors is of primary concern.
 - b. Walk-A four-beat gait; To be true, flat-footed and ground covering.
 - c. Trot-A two-beat gait; To be an overall balanced, relaxed, easy going trot with elasticity and freedom of movement.
 - d. Jog-A two beat gait; Free, square, slow and easy.
5. Class Specifications
 - a. To be shown at a walk and trot or jog both ways of the ring. To be judged on performance, suitability of horse to rider, quality, conformation and manners.

AL204 Walk - Trot Equitation Green Rider.

1. General
 - a. Rider may not show in any other class at the competition which requires a canter.
 - b. Rider must never have been judged in a class at a USEF licensed competition that required a canter or lope.
 - c. No tests or patterns may be called for.
2. Appointments
 - a. Tack and attire must match the discipline being ridden and the class entered. Protective headgear is acceptable.
3. Class Conduct
 - a. Competitors enter the ring in a counter-clockwise direction at a walk.
 - b. To be shown both directions of the ring at the walk and trot or jog only. The order to reverse may be executed by turning either toward or away from the rail.
 - c. Entries will line up on command. Horses must not be asked to back.
 - d. One header per horse must be allowed during the line-up to ensure safety of exhibitors. Headers must be properly attired. See GR801.
4. Qualifying Gaits
 - a. The horse must give the appearance of being a safe and suitable mount for the class. The safety of all exhibitors is of primary concern.
 - b. Walk-A four-beat gait; To be true, flat-footed and ground covering.
 - c. Trot-A two-beat gait; To be an overall balanced, relaxed, easy going trot with elasticity and freedom of movement.
 - d. Jog-A two beat gait; Free, square, slow and easy.
5. Class Specifications
 - a. To be shown at a walk and trot or jog both ways of the ring. To be judged on the rider's position, seat, hands and the effective use of aids.

AL205 Liberty.

1. Separate classes are open to Purebred and Half Andalusian Horses. Horse must adhere to rules in Subchapter AL-1, Rule AL101.
2. Specifications: If entries warrant, separate classes may be held for Stallions, Geldings, and Mares. Purebred Andalusians and Half Andalusians are not to be judged in the same class. Horses are to be judged on charisma, style, movement, quality and type. Horses should work both ends of the arena. Horses not caught at the end of the two minute period will be disqualified.
3. Attire: Refer to AL104 Halter Classes.
4. Music: Exhibitors may submit music to the competition office when picking up the horses exhibit number. Music must be submitted prior to the performance in which the class is offered.
5. Two handlers are allowed, each with a whip no longer than 6 feet including lash. A bag may be attached at the end. Whips are to not touch horse at any time. At the first sound of music

remove the halter and turn the horse loose. The time allotted for liberty is up to three minutes. The time will be scheduled for each competition at the Manager's discretion. The time to catch the horse is two minutes. Horses not caught at the end of the two minute period will be disqualified.

6. Protective leg gear is permitted: polo wraps, splint boots and/or non-weighted bell boots.

7. Facility requirements: A secure arena with a substantial fence for confinement of horses is a necessity. The enclosure should be of sufficient height and durability to ensure that horses will remain inside. Competition management must not offer this class unless a proper, safe enclosure is available for use.

SUBCHAPTER AL-36 HALF ANDALUSIANS.

AL206 General.

1. Horses shown in this section must have been issued a certificate of registration from the International Andalusian/Lusitano Horse Association.

2. The Rules in the Andalusian/Lusitano Division apply to Half Andalusians.

3. Entries may not be shown in the Andalusian/Lusitano Division with Purebreds except in the following classes: Junior Equitation, Showmanship, Western Trail, Western Riding, Doma Vaquera, Reining, Dressage, Musical Free Style, and Green Rider.

4. Half-Andalusian English Pleasure Class will include Saddle Seat and Hunt Seat unless entries warrant separating the two.

5. A lack of required tack, equipment or appointments shall result in immediate disqualification.

6. Breed type is not a consideration when judging Half Andalusians.

SUBCHAPTER AL-37 HALF ANDALUSIAN COSTUME.

AL207 General.

This class is open to any Half Andalusian meeting the requirements of AL203 Half Andalusian General rules.

AL208 Appointments.

Any type of costume - Native, Heritage, Fantasy

AL209 Qualifying Gaits and Class Specifications.

See AL110.

AL210 Judging Criteria.

Open - Amateur - Junior Horse -To be judged 30% on quality, way of going and conformation and, 70% on Costume.

SUBCHAPTER AL-38 HALF ANDALUSIAN DRIVING.

AL211 General.

Refer to AL166 General Driving rules.

AL212 Appointments.

1. See AL168, AL172, or AL176.

2. Attire, see AL166.15

AL213 Qualifying Gaits.

1. Walk - An animated or flat gait to be performed with moderate collection.

2. Trot - A two beat gait to be performed at medium speed with moderate collection.

3. Strong Trot - This is a stronger trot, performed with a lengthened stride, powerful and reaching at a rate of speed which may vary between horses since each horse should attain his own strong trot in harmony with his own natural stride. Horse must not be strung out behind.

AL214 Class Specifications.

1. In OPEN classes horses are to be judged on performance, manners, quality & conformation.

2. In AMATEUR classes horses are to be judged on manners, performance, quality & conformation.
3. In JUNIOR HORSE (two, three, four and five years old) classes horses are to be judged on quality, performance, conformation & manners.

SUBCHAPTER AL-39 DRESSAGE ANDALUSIAN/LUSITANO

AL215 General.

1. Breed-restricted dressage classes held in the Andalusian/Lusitano Division to be conducted in accordance with USEF Dressage rules (Chapter DR), except as stated herein:
 - a. When cross entry is permitted between Dressage and other Andalusian/Lusitano classes at a competition, DR121 applies only to the designated Dressage warm-up and competition areas, or when exhibitor is actually warming-up for Dressage classes.
 - b. False tails are not permitted in Andalusian/Lusitano Division Dressage classes (exception to DR121.7)
 - c. The use of dyes or other coloring to change the natural color on a horse is prohibited (exception to GR802)
 - d. A separate number for each horse/rider combination does not have to be issued. (exception to DR126.14)
 - f. Exception to DR126: Ride times may be changed at the discretion of competition management.
2. All horse competing in "Open" Dressage classes held at an Andalusian/Lusitano Division competition must comply with Dressage rules (Chapter DR), including DR121.

AL216 Championships.

1. Qualification: Horse/rider combinations must compete at a USEF/USDF recognized dressage competition during the current competition year, and have received a minimum score as determined by the International Andalusian/Lusitano Horse Association and published in the prize list in any test at the championship level offered.
 - a. Dressage classes will be conducted in a 20 x 60 meter arena. On the day of the dressage championships, the arena will be open for hand walking only around the perimeter.
 - b. During championship competition, another rider may ride the horse on the showgrounds or compete in other performance championship classes, but only the qualified horse/rider combination may compete in the dressage championship class.
 - c. Whips may not be carried in championship tests except by competitors riding side saddle.
 - d. All championship tests must be ridden from memory.
 - e. In the event of a tie (equality of total points) the collective marks will determine first, second and/or third places. If collective marks are equal, the tests will be returned to the judge for placing resolution.
 - f. Hors de Concours entries are not permitted.
 - g. A horse must obtain 50% or better to be named Champion.

AL217 Dressage Sport Horse In Hand.

1. For rules governing Sport Horse In Hand classes see Dressage Division, Subchapter DR-2 Dressage Sport Horse Breeding. Breed restricted Sport Horse In Hand classes held in the Andalusian/Lusitano Division to be conducted in accordance with USEF Dressage Sport Horse Breeding (Subchapter DR-2) rules except as stated herein:
 - a. Exception to DR202: Judges licensed for the Andalusian/Lusitano, Dressage and Dressage Sport Horse Breeding division may adjudicate these classes. Guest cards may be issued to individuals on the AL foreign expert listing. A licensed Dressage Sport Horse Breeding or Dressage judge is required at the IALHA National Championship competition. A Technical Delegate is not required.
 - b. Exception to DR204: In Hand Sport Horse classes for the Andalusian and Half Andalusian Sport Horses may be held separately or in conjunction with any licensed Andalusian/Lusitano competition. Sport Horse In Hand classes may be held as specified in the AL division or as deemed appropriate by competition management and published in the prize list with the exception that horses of one sex shall not be judged against those of the opposite sex.

c. Exception to DR206: Bridles are mandatory on horses three years and older. A bridle shall be a dressage-type snaffle bridle or hunter-type snaffle bridle. Snaffle may be with or without cheeks, keepers allowed. A noseband is optional but if used, it must be a cavesson style noseband. A split or single chain may be used, attached through both sides of the bit, with/or instead of reins. Horses aged two years may be shown in a bridle (as listed above), or a brown or black plain leather stable halter. Horses under age two years must be shown in a brown or black plain leather stable halter. Horse wearing non conforming appointments will be eliminated from judging consideration.

(1) Conservative casual attire is recommended for the handler. This would include casual pants and shirt. Also acceptable would be Dressage or hunter attire including breeches, boots, shirt with tie, stock tie or choker collar. Jackets, hats, vests, and gloves are optional.

(2) The handler may carry only one whip, maximum length of six feet, including lash and without attachments (i.e. plastic bags, ribbons, etc.).

SUBCHAPTER AL-40 DOMA VAQUERA-OPEN TO PUREBRED AND HALF-ANDALUSIAN HORSES

AL218 General.

1. The combination (horse and rider) receiving the highest score at the IALHA National Championship Show in either the basic or intermediate level will not be eligible to compete at that level in future years.
2. Rider provides appropriate background music during the test, which is any Spanish or Latin guitar, Classical or Modern without vocals.
3. Arena size: Minimum 18 x 40 meters or 20 x 60 meters.
4. Participants will be called in a pre-established order. A participant who does not enter within one minute will be eliminated.
5. No comments can be made during contestant's ride.
6. It is important the judge does not forget the 'air or attitude of proudness' of the vaquero. This is what defines and distinguishes Doma Vaquera from other disciplines.
7. The horse must walk with impulsion, the mosquero moving in rhythm with the horse.
8. The gallop must be steady and true, with impulsion and cadence, achieving all of the movements with an air more lively, than usually seen in working horses.
9. The rider should present to the judge his own style, not to copy other riders. The importance of the submission of the horse to the rider and not the reverse, adapting himself to the horse so that he does not irritate or confuse the horse.
10. One has to place value on the image of the rider but it does not override the overall impression of the horse and rider.
11. The movements made in the 'aire vaquero' should have the quality of spontaneity. Repetitive and monotonous movements will not be 'Doma Vaquera'.
12. The basic movements required constitute approximately 80% of the score. The rest of the exercises and movements elevate and compliment the technical level of Doma Vaquera.
13. The judge should score accurately the basic movements, walk, trot, canter, and gallop of the horse in their notes. The judge may comment positively or negatively on the manner of each movement performed.
14. The rider should be given higher scores for the spontaneity, diversity, style, alternation of walk and gallop, obedience of the horse and the risk the rider assumes according to the combinations of distinct movements.
15. The rules specify:
 - a. All movements are to be made on both reins and if not done on both, it will not be considered complete and the points will not be more than 5 points.
 - b. There are coefficients in the basic movements that are inscribed on the score sheet. This is for the rider to realize the more important movements.
 - c. One must place much importance on the entrance and execution of the initial presentation of horse and rider. Those that do not show the proper respect and dignity, the 'air' of Doma Vaquera, must not receive more than 5 points.

AL219 Judging Criteria.

1. The judge will sit at the end of the arena opposite from where the exhibitors enter. Each judge will be provided with a scribe who shall have the proper scorecard. The scribe will record

the judges scoring (0-10) and give the card to the judge for his final review. All combinations (horse and rider) will line up in the arena for inspection. If they do not pass with a sufficient (5) score, they will not be allowed to perform the pattern. Points will be calculated at the end of each ride. Scorecards will be available to the contestant following the completion of the competition.

2. The movements are graded on a scale of 0 to 10 by the judge. The highest point is 10 the lowest is 0. Decimals are not permitted. The movements described on the tests are obligatory and in no case will be modified or simplified. Movements that are not completed will be penalized ten points.

3. SCORING: The scale of points is as follows:

10. excellent
9. very good
8. good
7. rather good
6. satisfactory
5. sufficient
4. insufficient
3. rather bad
2. bad
1. very bad
0. not executed

4. Freestyle: All the movements to be ridden are numbered in the order that they will be performed and listed on a score sheet to be given to the judge prior to the ride. The order and placement of the movements in the ring is at the election of the rider. Freestyle patterns must be submitted to the show management for delivery to the judge(s) one hour or more before the class starts. If the freestyle pattern is not submitted within the one hour or more time frame the rider must ride the prescribed pattern. No exceptions.

5. Rider that is eliminated is not able to claim a ribbon or award.

6. Eliminations:

- a. Entering ring before the signal.
- b. Entire horse exiting described arena during test.
- c. Evidence of fresh injuries or blood on the horse's nose, mouth, back or sides.
- d. Lameness of horse.
- e. Abuse of horse in the show ring and/or evidence that an act of abuse has occurred prior to or during the exhibition of a horse in competition.
- f. Improper attire or equipment to be penalized at judges discretion
- g. Not entering ring within two minutes of signal.
- h. Rider grabs reins in both hands. Use of two hands, except in case of Junior Horses wearing a bosal or snaffle bridle It is permissible to adjust rein length with free hand.
- i. Fall of horse and or rider. A horse is deemed to have fallen when its shoulder and/or hip, and/or underline touches the ground.

7. The basic level recommended time to complete is six minutes

8. Intermediate and Advanced levels recommended time to complete is eight minutes

AL220 Appointments.

1. Basic and Intermediate at a local competition: Turn out of the horse and rider should be of one discipline and riding style (i.e. placement of hands and use of reins.) Junior horses may be ridden in a snaffle with two hands on the reins. Advanced shall use the same appointments that are appropriate at the Regional/National Show.

2. Basic, Intermediate, and Advanced at a Regional/National Competition: A Spanish Vaquera saddle of black or brown. No saddle pad may be used. Brown stripe or black and gray stripe blanket, to be tied in front, without the farm brand. Black or brown headstall, with or without a throatlatch, and a leather or braided horsehair (Mosquero), is to be used. The bit is a black curb type bit. Spurs are optional, if used they shall be black with white or brown spur straps.

3. Special Considerations: Long manes may be braided. No colored ribbons shall be used in the mane or tail. Martingales and leg protectors are prohibited. The horse may wear shoes or be unshod. Special sliding shoes are prohibited.

AL221 Attire.

1. Basic and Intermediate at a local competition: Appropriate wardrobe is to be worn and the judge will have the final word on allowing an entry to show. The rule should apply for the particular discipline that is listed in the IALHA rule book. Advanced shall use the same attire that is appropriate at the Regional/National Show.
2. Basic, Intermediate, and Advanced at a Regional/National Competition: A TRAJE CORTO jacket in solid black or dark brown. The black jacket shall be worn with gray and black striped pants. The brown jacket (Calzona) provided that the silver ornaments (Caireles) are removed and the cuffs of the pants are turned up. A black Sevillano hat may be worn with gray striped pants and a brown Sevillano hat may be worn with brown pants. Also acceptable are jackets of grey, blue, green, and earthy colors. Female riders would wear the same attire or with a split skirt, but shall not have flowers or ornaments in their hair.

AL222 Gaits and Maneuvers.

1. Reins are held in the left hand with the little finger between them. This is the only correct position and any other is considered a grave fault. The right hand is only used to adjust the length of the reins. The right hand is to be placed on the thigh with the thumb forward in the walk and trot. At the canter and gallop the right hand is crossed in front of the chest. (Exception: If horse is ridden in a snaffle, rider may use two hands on reins.)
2. One may not use the voice for aiding the horse, heavily penalized by the judge.
3. Contestant enters ring on right lead stopping in front of judge and saluting. This is also repeated at end of ride El Paso (walk):
4. The walk is a fundamental movement of Doma Vaquera. The horse must go with rhythm, swinging the mosquero with impulsion and rhythm. The rider must show to the judge, without hurrying, straightness on a line and curvature on a circle.
5. Circles:
Circles at a walk must describe a complete circle, with measured regularity of steps, roundness of the circle, and the aids and position of the rider.
6. Half passes:
Made with correct aids, curving toward direction of travel with the forehand leading the posterior.
7. Full pass:
This is a half pass with as little as possible forward movement.
8. Turns on forehand and haunches:
To be executed on a straight line, full turn, without losing impulsion, leaving in the same direction that it was initiated. The turn on the haunches at a walk is a classic movement. No rearward steps of the horse are allowed. Both are performed with constant cadence, head curved slightly in the direction of the turn. Horses will be penalized for not picking up their pivot leg.
9. Reinback:
Straight, minimum of 6 steps back and 6 steps forward.
10. Gallop:
The gallop, collected, working and extended, should be true and cadenced with impulsion, balanced and centered, and not on the forehand. Like the walk the rider should demonstrate to the judge with clarity and completeness the generousness and quality of his mount.
11. Flying changes:
Flying changes on the straight line constitute a secondary movement; it is a movement of adornment, of indisputable difficulty correctly executed.
12. Counter-canter:
Counter canter done from a straight line or from a circle.
13. Rollbacks:
Rollbacks are executed from good working gallop, the horse is well under himself, lifting his front and turning 180 degrees or 360 degrees, leaving with IMPULSION and the SAME lead that he initiated the exercise. The horse never stops moving.
14. Arrear:
Not simply an extended gallop but the horse initiates a gallop extending his neck and utilizing his strength to develop an energetic gallop in a short space. The rider slows the gallop, turns and extends again in the opposite direction repeating the collection and turn. This is simply not an extended gallop but with much effort and the judge will reward with his points the higher the risk.

15. Fast stop:

The fast stop should be made from an energetic gallop, reinback of at least 6 steps and leaving immediately on other lead, fast gallop, another fast stop with at least 6 steps of reinback. The final stop has to be made in front of the judge, the back legs well under the horse, immobile, and the horse obedient.

AL223 Patterns

Below are the patterns for each Doma Vaquera level. The Basic test is to be done as is listed, and the Intermediate and Advanced may do the pattern or a free style test, which is done only in the following manner. There are certain Required Elements and it is up to the exhibitor to choreograph his or her own ride. The free style pattern must be submitted along with the proper score sheet to the judge prior to the ride. These movements excluding the halt, salute, on entry and exit, may be done in any order. Freestyle patterns must be submitted to the show management for delivery to the judge(s) one hour or more before the class starts. If the freestyle pattern is not submitted within the one hour or more time frame the rider must ride the prescribed pattern. No exceptions

A. LEVEL I – BASICO – DESCRIPTION OF PATTERN

Figure 1: Enter the arena at A at the canter. Canter A to I. At I stop, settle and salute the judge(s). After signal from judge(s) walk from I, G, M, B, X.

Figure 2: At X, turn right and walk to I. At I, make a 9m circle to the right. At I, make a 9m circle to the left. At I, walk to G and to H. At H, turn on haunches to the left 180 and continue to M.

Figure 3: At M, turn on forelegs 180° to the right. Walk to H, turn on forelegs 180° to the left and walk to G.

Figure 4: At G, stop for 4 seconds, reinback a minimum of 4 steps. Walk forward. At G, start working trot to M, B, X and I. At I, make a 9m circle to the right. At I, make a 9m circle to the left. At I, transition to a collected trot and continue to G, M and R.

Figure 5: At R, start canter and canter around the arena to E. At E, make an 18m circle to the right. At E canter to H. Before G, transition to the walk and continue to M. At M turn on haunches 180° to the right and continue to G.

Figure 6: After G and before H, start canter and continue to E. At E, make an 18m circle to the left.


Figure 7: At E, continue canter to K, A, I. At I, make a fast stop* and reinback immediately a minimum of 6 steps. After reinback, long walk to G, stop and salute judge(s).

Figure 8: After signal from judge(s) depart the arena at working walk.

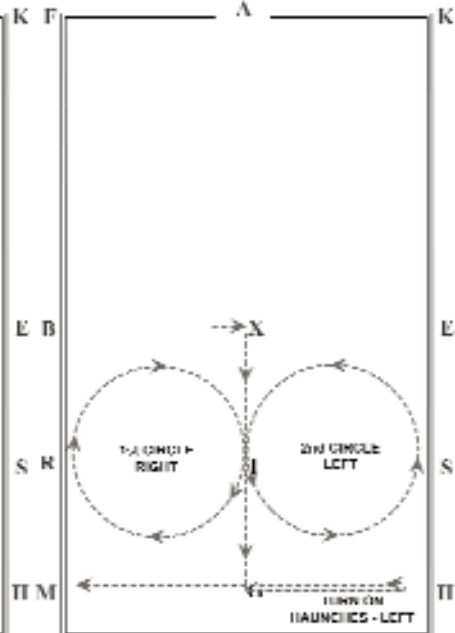
*NOTE: The fast stop prescribed herein is NOT a sliding stop that is performed in the United States reining shows.

LEVEL I DIAGRAMS OF PATTERN

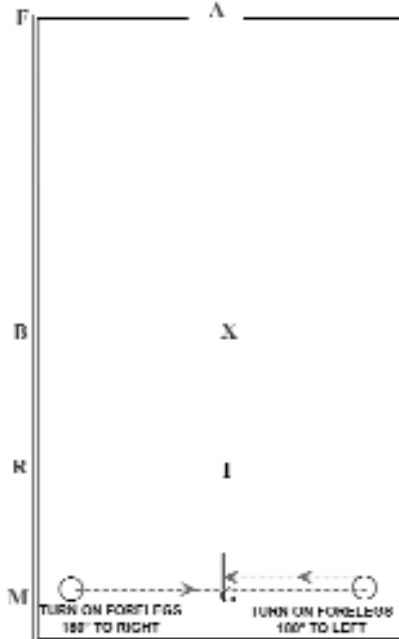
Level I - Figure 1



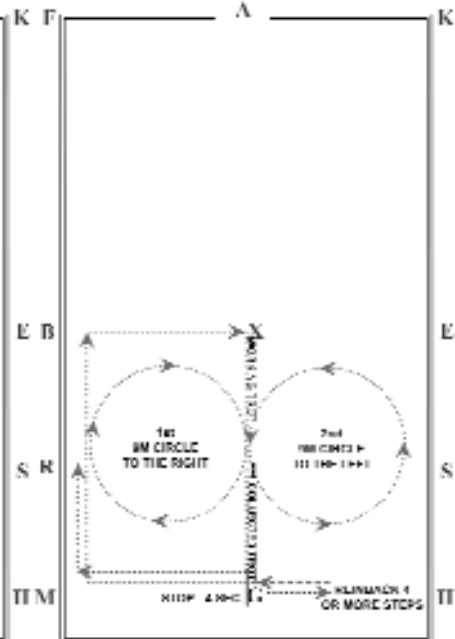
Level I - Figure 2



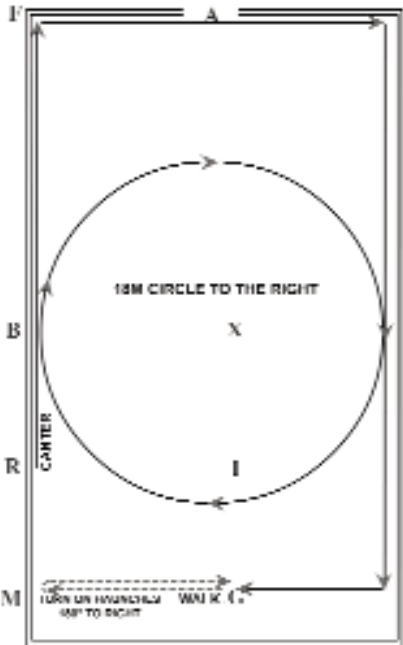
Level I - Figure 3



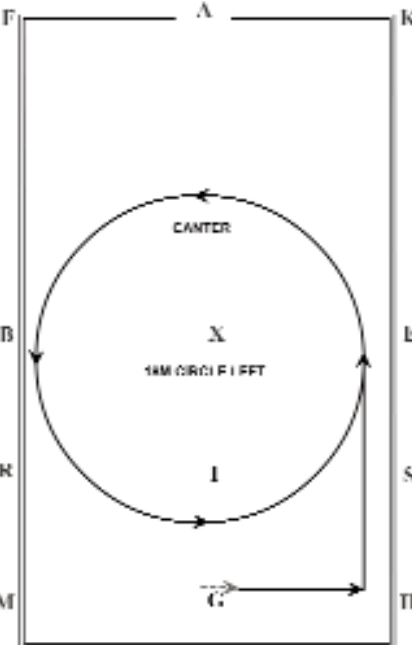
Level I - Figure 4



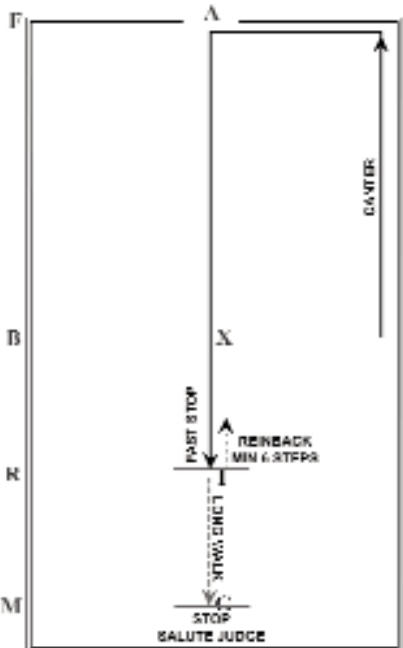
Level I - Figure 5



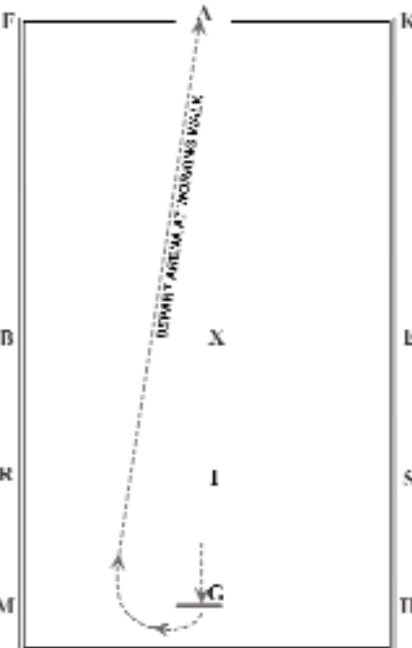
Level I - Figure 6



Level I - Figure 7



Level I - Figure 8



B. LEVEL II - INTERMEDIO - DESCRIPTION OF PATTERN

Figure 1: Enter the arena at A at the working canter. Working canter to I, stop, settle and salute the judge(s). After judges' signal to begin, start collected walk from I to G, M, B and X.

Figure 2: Collected walk from X to I. At I, at the working walk, make a 9m circle to the right. At I, make a 9m circle to the left. At I, continue working walk to G, M. At M, turn left on haunches 180° and continue working walk to H. At H, turn right on haunches 180° and continue working walk to M.

Figure 3: At M, turn right on forelegs 180° and continue working walk to H. At H, turn left on forelegs 180° and continue working walk to G. At G, stop for 4 seconds, reinback a minimum of six steps and continue working walk to M, B, X.

Figure 4: At X, continue working walk to G, H. After H, half pass left to arena center line and walk forward to X. At X, rollback right 180° then half pass to M. At M, rollback left 180° and continue working walk to R and stop.

Figure 5: Working canter from R to F, A and X. After X, canter half pass right to arena rail and canter around rail to H. After H, canter half pass left to centerline of arena and continue canter to X.

Figure 6: At X, canter a 9m circle to the left. At X, change lead and canter a 9m circle to the right.

Figure 7: After X, on arena center line, rollback left 180°. Canter to G, and rollback right 180°. Continue canter to X and then to F.

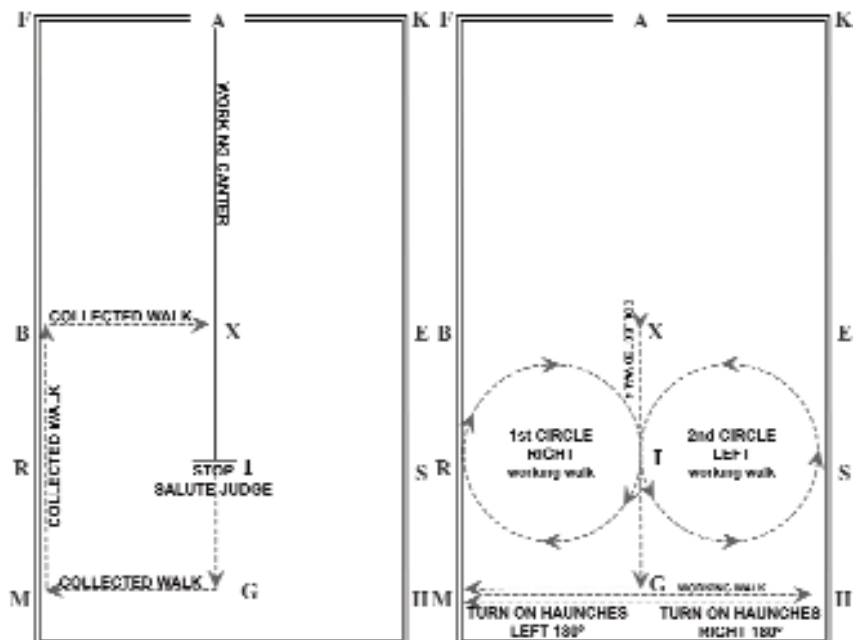
Figure 8: Canter F to A and turn right. Gallop from A to I. At I, perform a fast stop,* reinback a minimum of 6 steps and stop. Long walk to G, stop and salute judge(s). At signal from judge(s), depart the arena at working walk.

*NOTE: The fast stop prescribed herein is NOT a sliding stop that is performed in the United States reining shows.


LEVEL II DIAGRAMS OF PATTERN

Level II - Figure 1

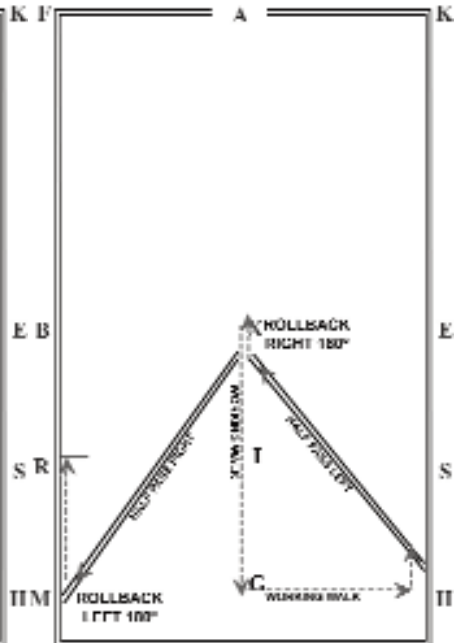
Level II - Figure 2



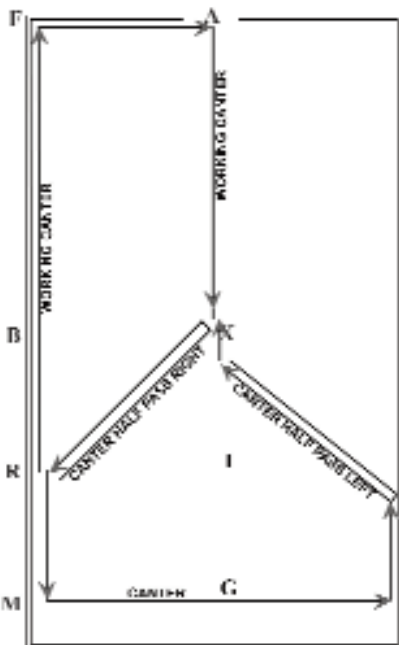
Level II - Figure 3



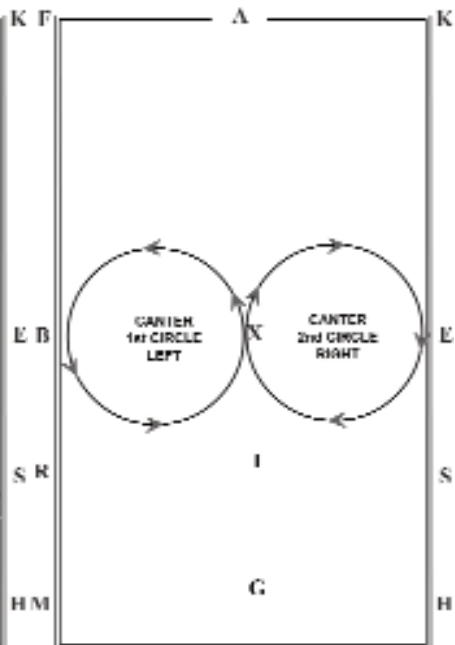
Level II - Figure 4



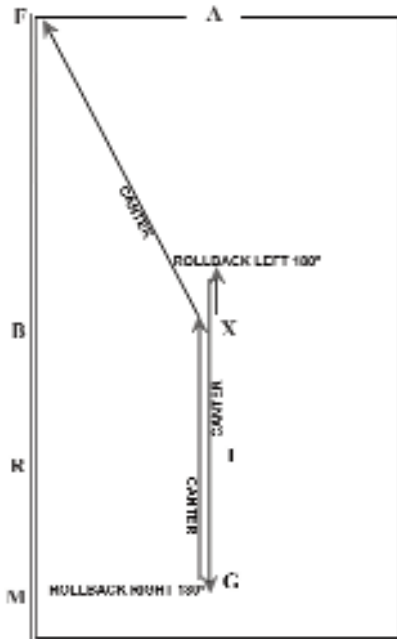
Level II - Figure 5



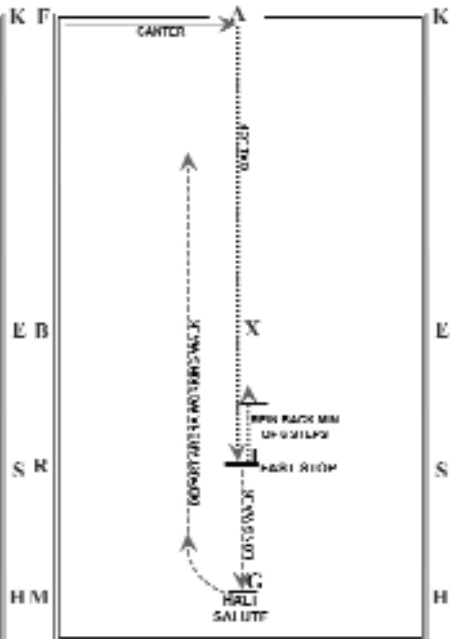
Level II - Figure 6



Level II - Figure 7



Level II - Figure 8



C. LEVEL III - ALTA - DESCRIPTION OF PATTERN

Figure 1: Enter the arena at A at the working canter. Working canter to I, stop, settle and salute the judge(s). After judges' signal to begin, start collected walk from I to G, M, B. At B, turn right.

Figure 2: At X, turn right and transition to working walk. At I, Make a 9m circle to the right. At I, make a 9m circle to the left. At I, continue working walk to G, M. At M, turn left on haunches 180° and continue working walk to H. At H, turn right on haunches and continue to M.

Figure 3: At M, turn right on forelegs 180° and continue to H. At H, turn left on forelegs 180° and continue to G. At G, stop for 4 seconds, reinback a minimum of 6 steps and continue working walk to M, B and turn right.

Figure 4: At X, turn right. Continue working walk G, H. After H, half pass left to X. After X, rollback right 180° and half pass to M. At M, rollback left 180° and walk forward.

Figure 5: At R, full pass right to arena center line. Walk forward a minimum of 4 steps, full pass left to arena rail and walk to B.

Figure 6: At B, begin working canter to F, A, and X. At X, start canter half pass right to arena rail and around arena to H. After H, canter half pass to X.

Figure 7: At X, rollback right and canter to I. At I, rollback left and canter to X. At X, make a 9m circle to the left. At X, Change leads and make a 9m circle to the right.

Figure 8: At X, counter canter a 9m circle to the left. At X, change leads and counter canter a 9m circle to the right. At X, canter toward A. Before A, make a 360° spin left, canter forward, make a 360° spin right, and canter to A.

Figure 9: Continue canter from A to K. At K, canter diagonal to M making a flying lead change, before, at and after X. At M, turn left to G. At G, begin collected canter around arena to A.

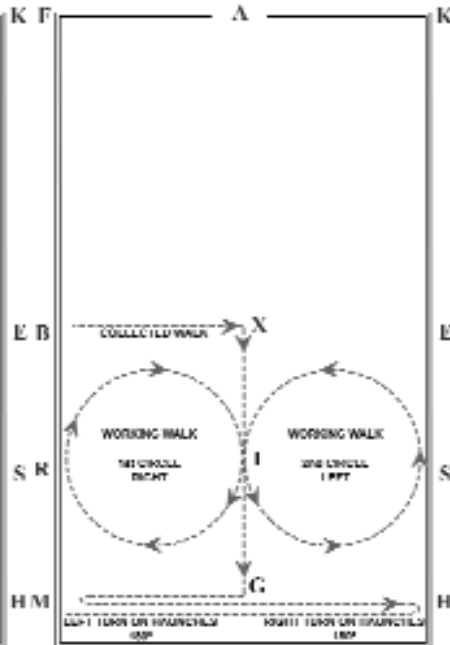
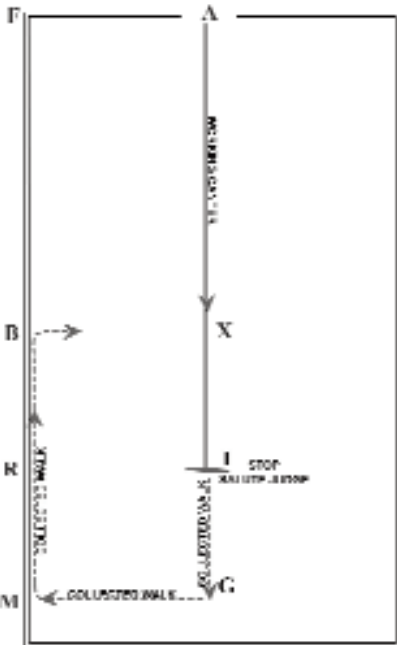
Figure 10: At A, turn left and stop on arena center line. After stop, gallop straight to I and make a fast stop.* Reinback a minimum of 8 steps and long walk forward to G. At G, stop and salute judge(s) at judges' signal, depart arena at the working walk.

*NOTE: The fast stop prescribed herein is NOT a sliding stop that is performed in the United States reining shows.

LEVEL III DIAGRAMS OF PATTERN

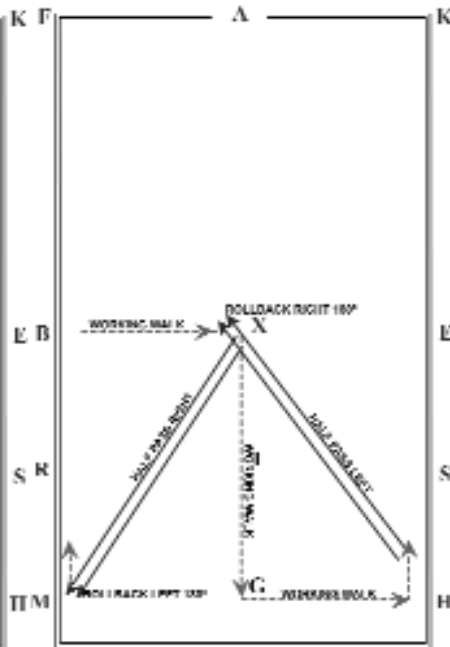

Level III - Figure 1

Level III - Figure 2

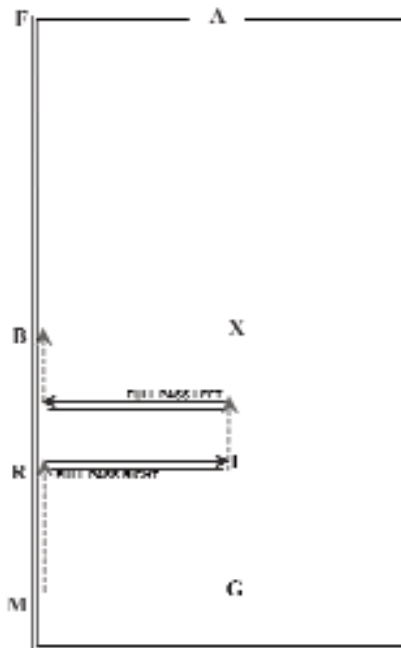


Level III - Figure 3

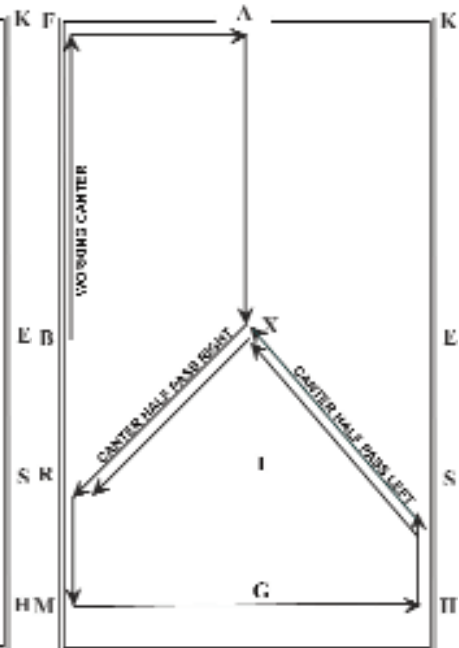
Level III - Figure 4



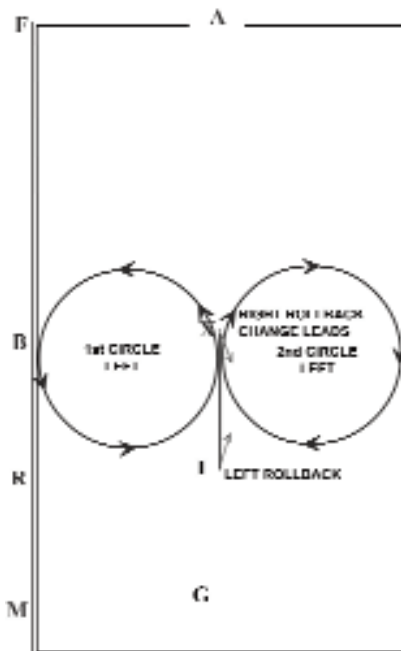
Level III - Figure 5



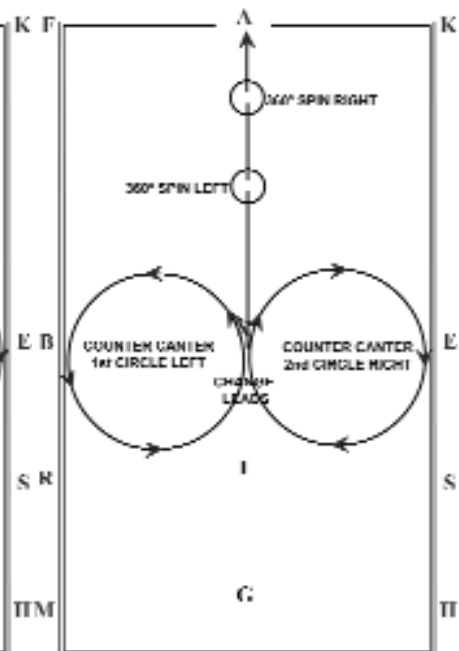
Level III - Figure 6



Level III - Figure 7

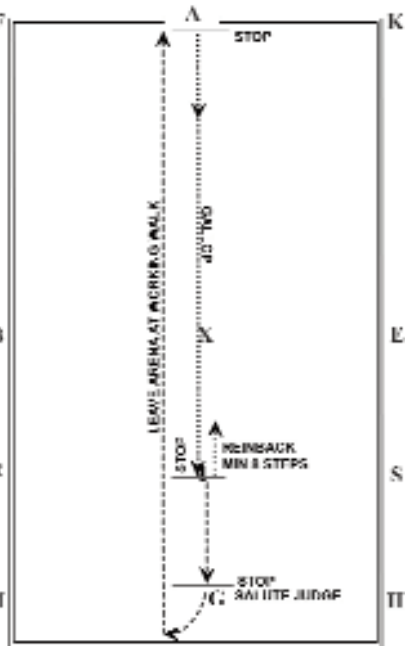
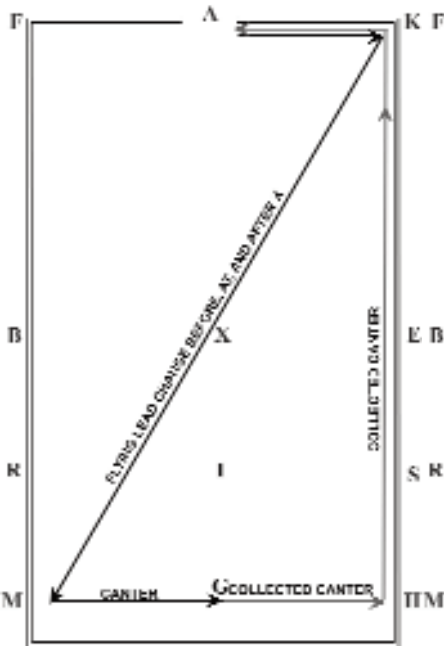


Level III - Figure 8



Level III - Figure 9

Level III - Figure 10



CHAPTER AR ARABIAN, HALF-ARABIAN, AND ANGLO-ARABIAN DIVISION

SUBCHAPTER AR-1 GENERAL QUALIFICATIONS.

- AR101 Eligibility to Compete.
- AR102 Breed Standards.
- AR103 Shoeing Regulations.
- AR104 Requirements for Competition Management.
- AR105 Conduct and Specifications.

SUBCHAPTER AR-2 BREEDING/GELDING IN-HAND CLASSES.

- AR106 General.
- AR107 Conduct and Specifications.
- AR108 Championships.
- AR109 Get of Sire and Produce of Dam.
- AR110 Most Classic Arabian.
- AR111 Classic Head.

SUBCHAPTER AR-3 PERFORMANCE CLASSES.

- AR112 General.
- AR113 Abbreviations of Class Specifications.
- AR114 Championships.

SUBCHAPTER AR-4 PARK HORSE SECTION.

- AR115 General.
- AR116 Appointments.
- AR117 Qualifying Gaits.
- AR118 Arabian Park Horse Class Specifications.

SUBCHAPTER AR-5 ENGLISH PLEASURE SECTION.

- AR119 General.
- AR120 Appointments.
- AR121 Qualifying Gaits.
- AR122 Arabian English Pleasure Class Specifications.

SUBCHAPTER AR-6 COUNTRY ENGLISH PLEASURE SECTION.

- AR123 General.
- AR124 Appointments.
- AR125 Qualifying Gaits.
- AR126 Arabian Country English Pleasure Class Specifications.

SUBCHAPTER AR-7 HUNTER PLEASURE SECTION.

- AR127 General.
- AR128 Appointments.
- AR129 Qualifying Gaits.
- AR130 Arabian Hunter Pleasure Class Specifications.

SUBCHAPTER AR-8 ENGLISH SHOW HACK SECTION.

- AR131 General.
- AR132 Appointments.
- AR133 Qualifying Gaits.
- AR134 Arabian English Show Hack Class Specifications.

SUBCHAPTER AR-9 ENGLISH TRAIL HORSE SECTION.

- AR135 General.
- AR136 Appointments.
- AR137 Conduct and Definitions.
- AR138 English Trail Scoring General.
- AR139 Scoring Penalties.

- AR140 Scoring Procedures.
- AR141 English Trail Horse Class Specifications.

SUBCHAPTER AR-10 HUNTER SECTION.

- AR142 General.
- AR143 Appointments.
- AR144 Judging.
- AR145 Courses.
- AR146 Conduct.
- AR147 Height of Obstacles.
- AR148 Arabian Hunter Class Specifications.
- AR149 Championships.

SUBCHAPTER AR-11 JUMPER SECTION.

- AR150 General.
- AR151 Conduct.
- AR152 Scoring.
- AR153 Class Condition.
- AR154 Courses.
- AR155 Arabian Jumper Class Specifications.

SUBCHAPTER AR-12 DRESSAGE SECTION.

- AR156 Dressage classes.

SUBCHAPTER AR-13 SPORT HORSE SECTION.

- AR157 Purpose.
- AR158 General.
- AR159 Appointments.
- AR160 Qualifying Gaits.
- AR161 Conduct of Classes.
- AR162 Arabian Sport Horse Class Specifications.
- AR163 Scoring Procedures.

SUBCHAPTER AR-14 EVENTING

- AR164 Eventing.

SUBCHAPTER AR-15 CARRIAGE PLEASURE DRIVING SECTION.

- AR165 General.

SUBCHAPTER AR-16 FORMAL DRIVING SECTION.

- AR166 General.
- AR167 Appointments.
- AR168 Qualifying Gaits.
- AR169 Arabian Formal Driving Class Specifications.

SUBCHAPTER AR-17 PLEASURE DRIVING SECTION.

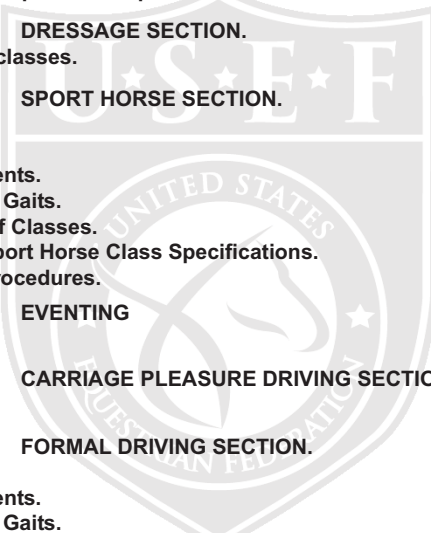
- AR170 General.
- AR171 Appointments.
- AR172 Qualifying Gaits.
- AR173 Arabian Pleasure Driving Class Specifications.

SUBCHAPTER AR-18 COUNTRY PLEASURE DRIVING SECTION.

- AR174 General.
- AR175 Appointments.
- AR176 Qualifying Gaits.
- AR177 Arabian Country Pleasure Driving Class Specifications.

SUBCHAPTER AR-19 ROADSTER SECTION.

- AR178 General.



- AR179 Appointments.
- AR180 Qualifying Gaits.
- AR181 Arabian Roadster Class Specifications.
- SUBCHAPTER AR-20 COMBINATION CLASSES SECTION.**
- AR182 General.
- AR183 Formal Combination.
- AR184 Informal Combination. OPEN, AOTR/D, CHAMPIONSHIP.
- AR185 Country Pleasure Combination. OPEN, AOTR/D, CHAMPIONSHIP.

- SUBCHAPTER AR-21 MOUNTED NATIVE COSTUME SECTION.**
- AR186 General.
- AR187 Appointments.
- AR188 Qualifying Gaits.
- AR189 Arabian Mounted Native Costume Class Specifications.

- SUBCHAPTER AR-22 LADIES SIDE SADDLE SECTION.**
- AR190 General.
- AR191 Appointments.
- AR192 Qualifying Gaits.
- AR193 Arabian Ladies Side Saddle Class Specifications.

- SUBCHAPTER AR-23 WESTERN PLEASURE SECTION.**
- AR194 General.
- AR195 Appointments.
- AR196 Qualifying Gaits.
- AR197 Arabian Western Pleasure Class Specifications.

- SUBCHAPTER AR-24 WORKING WESTERN SECTION.**
- AR198 General.
- AR199 Appointments.
- AR200 General Scoring.
- AR201 Reining Horse - General.
- AR202 Patterns
- AR203 Reining Horse Class Specifications.
- AR204 Working Cow Horse - General.
- AR205 Working Cow Horse Class Specifications.
- AR206 Reined Cow Horse - General.
- AR207 Reined Cow Horse Class Specifications.
- AR208 Trail Horse - General
- AR209 Trail Course Designers.
- AR210 Conduct and Definitions
- AR211 Trail Scoring General
- AR212 Scoring Penalties.
- AR213 Scoring Procedures
- AR214 Appointments.
- AR215 Trail Horse Class Specifications.
- AR216 Cutting.
- AR217 Western Riding.

- SUBCHAPTER AR-25 EQUITATION.**
- AR218 Regulations For All Seats.
- AR219 Hunter Seat Equitation.
- AR220 Saddle Seat Equitation.
- AR221 Western Seat Equitation.
- AR222 Reining Seat Equitation.

- SUBCHAPTER AR-26 WESTERN HORSEMANSHIP.**
- AR223 General.

- AR224 Rider Position.
- AR225 Appointments.
- AR226 Class Conduct.
- AR227 Tests from which judges must choose.

SUBCHAPTER AR-27 SHOWMANSHIP.

- AR228 General.
- AR229 Class Conduct.
- AR230 Judging Guidelines.
- AR231 Some tests from which the Judge may choose:
- AR232 Additional tests from which the Judge may choose:
- AR233 Showmanship Faults:

SUBCHAPTER AR-28 WALK-TROT/WALK-JOG SECTION.

- AR234 General.
- AR235 Class Conduct.
- AR236 Appointments.
- AR237 Qualifying Gaits.
- AR238 Walk-Trot/Jog Equitation Class Specifications.
- AR239 Walk-Trot/Jog Pleasure Class Specifications.

SUBCHAPTER AR-29 LEADLINE SECTION.

- AR240 General
- AR241 Class Conduct.
- AR242 Appointments.

SUBCHAPTER AR-30 GYMKHANA SECTION.

- AR243 General.
- AR244 Appointments.
- AR245 Penalties.
- AR246 Pole Bending Class.
- AR247 Barrel Class.

SUBCHAPTER AR-31 MISCELLANEOUS.

- AR248 Versatile Horses.
- AR249 Pairs English or Western.

SUBCHAPTER AR-32 HALF-ARABIANS AND ANGLO-ARABIANS.

- AR250 General.
- AR251 Description.
- AR252 Breeding/Gelding In-Hand Classes.
- AR253 Performance Classes.

SUBCHAPTER AR-33 SPECIAL RATING REQUIREMENTS.

- AR254 General.
- AR255 Classes Not to Count.

CHAPTER AR ARABIAN, HALF-ARABIAN, AND ANGLO-ARABIAN DIVISION

For further information regarding the conduct of Arabian, Half-Arabian, and Anglo Arabian competitions, contact the Arabian Horse Association, 10805 E. Bethany Drive, Aurora, CO 80014, (303) 696-4500

SUBCHAPTER AR-1 GENERAL QUALIFICATIONS.

AR101 Eligibility to Compete.

1. Horses shown in this division must have been issued a certificate of registration from the Arabian Horse Registry of America, Inc., or the Arabian Horse Association as a Purebred Arabian and/or the Canadian Arabian Horse Registry (or in the case of a foreign entry, which has not been issued said certificate of registration, have been issued a Competition Visa by the Arabian Horse Association), or, if under one year of age, be eligible for registry, and registration applied for (Exception: AR249.1) and must be entered under their full registered name. (Only weanlings that have had registration applied for may show without registration papers.) A copy of the registration papers showing the owner of record with the Arabian Horse Association must be submitted with entry form at the time of making entry; competition management is responsible for notifying exhibitors of this requirement. A copy of the registration papers will be returned when exhibitors pick up their numbers. In the case of a sale or lease, it is required that a contract of the sale or lease, or statement from owner be submitted with the copy of the registration papers. (Exception: Horses under one year of age that are eligible for registry and registration applied for.)
2. Horses entered in amateur owner and junior owner classes must be registered in the name of the competitor or a member of the competitor's family, as defined by GR122. (Horses registered in a farm/ranch/syndicate/partnership/corporation name may be shown in Amateur Owner classes provided the family is the sole owner of the farm or entity as defined by GR122. The sale of a horse does not eliminate this registration requirement. (Contracts of Sale or Bill of Sale will not be accepted.)
3. All entries, except entries in equitation and showmanship classes (See AR218.7 and AR227.2), must be serviceably sound. All entries must be in good condition. Horses with loss of sight in one eye may compete in performance classes only.
4. Horses must wear a long, natural, unbraided mane (with or without clipped bridle path), and a natural, unset, ungingered tail; AR101.5. The exception being that horses shown under Hunter, Jumper, Show Hack, or Dressage appointments are permitted to show with a shortened, pulled, braided mane and/or tail and cutting horses with a roached mane. The use of glitter on or in the mane, tail, hair or hooves is prohibited.
5. No horse may compete in a class in the Arabian or Half Arabian/Anglo Arabian Division with a tail carriage that has been altered in any manner or by any means. Violations of this *rule* are considered serious infractions, because such alterations constitute misrepresentations of the breed type. *EC 5/17/10 Effective immediately*
6. *Ginger, Capsaicin and Other Irritants. EC 5/17/10 Effective immediately*
 - a. No horse may compete in a class in the Arabian or Half Arabian/Anglo Arabian Division with any chemical or other irritant of any kind present on its anus, vulva, rectal area or vaginal area, regardless of the origin of the irritant and whether it was applied or its presence resulted from dietary, environmental or unknown origins, and whether the horse's tail carriage was affected by its presence.
 - b. The trainer (see GR146 and GR404), owners, and their agents, of a horse entered to compete in a class in the Arabian and Half Arabian/Anglo Arabian Division are insurers of the horse's condition and compliance with this Rule, and accordingly they are responsible and accountable for safeguarding the horse and controlling its diet and environment prior to, during and following the class, and at the time of the sampling provided for below, so as to prevent exposure to a chemical or other irritant of any kind, regardless of its origin, whether exposure was intentional, and whether the horse's tail carriage was affected by its presence. These individuals/entities are subject to charges of rule violation should the sampling and testing provided for below be positive for the presence of a chemical or irritant of any kind.
 - c. Any trainer, owner, agent or other person who administers, attempts to administer, instructs, aids, conspires with another to administer, or employs anyone who administers

or attempts to administer a chemical or other irritant of any kind onto the anus, vulva, rectal area or vaginal area of a horse entered to compete in a class in the Arabian or Half Arabian/Anglo Arabian Division shall be subject to penalties as provided for in .i below.

d. Competition management is authorized, at its own expense, to collect swab samples and have tested substances present on the anus, vulva, rectal area or vaginal area of horses following their exit from the ring, in connection with a class in the Arabian or Half Arabian/Anglo Arabian Division as follows:

(1) competition management may choose all horses in such a class to be sampled, or may select one or more placings from the class for sampling, or may select some of the horses from such a class for sampling. In making such selections, competition management may act on the request of a judge of the class but is not required to do so;

(2) competition management shall appoint only a licensed veterinarian or veterinarians to supervise the sampling, who may utilize technicians working under direct supervision of the veterinarian(s);

(3) competition management shall implement the chain of custody required by the laboratory for identifying the horse from which each sample was taken;

(4) competition management is authorized to forward the samples for testing to the Iowa State University Laboratory or another comparable laboratory acceptable to USEF, and shall implement the chain of custody required by the laboratory for transporting the samples to and from the laboratory and while at the laboratory.

e. The trainer, owner, and their agents of a horse competing in a class in the Arabian and Half Arabian/Anglo Arabian Division must submit to the above sample collections performed by representatives of competition management, and they must do so with no unnecessary delays. They must cooperate with the sample collection personnel as defined above exhibiting polite attitude and actions toward them and must assist them by helping to restrain the horse properly during the sample collection(s);

f. In the event the laboratory reports to the competition management the presence of a chemical or other irritant of any kind in a horse's sample, competition management shall forward to USEF the original copies of the laboratory report, the analytical data, and the documented chain of custody for identifying the horse from which the sample was collected and identifying the laboratory results as being from that horse's sample.

g. Upon receipt of the above documents, USEF shall review those documents, relevant competition and Federation records, and shall determine whether this evidence serves as a basis for charges of rule violation against the horse's trainer, owner, and/or their agents, pursuant to Chapters 6 and 7. Any charges issued shall be heard and determined by the Federation's Hearing Committee pursuant to the procedures specified in Chapters 6 and 7;

h. In the event the Hearing Committee determines a violation has occurred, the trainer, owner and/or their agents each shall be subject to any and all penalties imposed by the Hearing Committee at its discretion pursuant to Chapters 6 and 7, including suspensions, fines, and the revocation and redistribution of winnings, notice or notices of which shall be published in Equestrian magazine. The suggested minimum penalty for a first offense is the revocation of all the horse's winnings in connection with the entire competition in question, and a suspension of 60 days with a fine of \$1000. Subsequent violations of this Article by any of the above individuals/entities shall be subject to such greater penalties as determined at the discretion of the Hearing Committee.

7. Horses must be shown without artificial appliances (see GR802.2). Anything that alters the intended use of equipment as provided for in the description of appointments for a given class is considered to be an artificial appliance. This includes but is not limited to tongue ties and/or mouth ties (see GR802.2). Gag bits are prohibited (Exception: Jumper classes). Action produced by artificial methods shall be penalized. The use of chains, rollers or similar devices on the competition grounds during or before a competition are prohibited and the show committee shall bar violators from further participation for the remainder of the competition, and they shall forfeit all entry fees and winnings for the entire competition.

8. Electronic communication devices used for the purpose of coaching, etc., between competitors and individuals outside the ring, shall be prohibited in all classes in the Arabian

Division. Exempt from this rule are handicapped riders who have submitted written proof to the Federation steward.

AR102 Breed Standards.

Comparatively small head, profile of head straight or preferably slightly concave below the eyes; small muzzle, large nostrils, extended when in action; large, round, expressive, dark eyes set well apart (glass eyes shall be penalized in Breeding classes); comparatively short distance between eye and muzzle; deep jowls, wide between the branches; small ears (smaller in stallions than mares), thin and well shaped, tips curved slightly inward; long arched neck, set on high and running well back into moderately high withers; long sloping shoulder well laid over with muscle; ribs well sprung; long, broad forearm; short cannon bone with large sinew; short back; loins broad and strong; croup comparatively horizontal; natural high tail carriage. Viewed from rear, tail should be carried straight; hips strong and round; well muscled thigh and gaskin; straight, sound, flat bone; large joints, strong and well defined; sloping pasterns of good length; round feet of proportionate size. Height from 14.1 to 15.1 hands, with an occasional individual over or under. Fine coat in varying colors of bay, chestnut, grey and black. Dark skin, except under white markings. Stallions especially should have an abundance of natural vitality, animation, spirit, suppleness and balance.

AR103 Shoeing Regulations.

1. Horses less than two years of age must be shown barefoot. Horses two years of age may be shown with a shoe in accordance with AR103.2. However, the use of a pad(s) of any type or configuration between hoof and shoe is strictly prohibited.

2. Any machine made shoe (keg), or handmade shoe made of magnetic steel, mild steel, aluminum, rubber or other non-metallic shoe is allowed. No part of the shoe may exceed the dimensions of 3/8 inch thick by 1 1/8 inches wide (nail heads and/or toe clips are not considered when measuring the shoe). Aluminum, rubber or other non-metallic shoes are exempt from the dimension requirements. The shoe may be of any type and configuration except in the case of a bar shoe, the bar may not extend below the ground surface of the shoe. If a shoe band is used, it may be attached to the shoe, or the pad if present.

3. Maximum length of toe is 4 1/2" for purebred Arabians. Maximum length of toe is 5" for Half-Arabians and Anglo-Arabians.

4. The use of pad(s) (either full or partial, including rim) made of leather or plastic, is allowed as long as the overall length of toe measurement (See GR510) does not exceed the maximum toe length of 4 1/2" for purebred Arabians or 5" for Half-Arabians and Anglo-Arabians. The introduction of a foreign material within the pad, between the pad and shoe or between the pad and hoof (other than accepted packing material such as oakum, pine tar, silicone, foam rubber, etc.) designed to add additional weight or enhance action is strictly prohibited. Material with anti-concussive qualities (such as rubber, silicone, latex, etc.) may be used between the pad and hoof for additional support, provided such material does not extend beyond the inner rim (edge) of the shoe.

5. At the discretion of a judge or a steward officiating at a licensed Arabian competition, or at the request of the Show Committee (See GR1201) inspection (including measuring the shoe, measurement of hoof length, and presence of a pad) of shoes, pad(s) and/or hoof length may be required. Shoes and pads, if present, cast after entering or before exiting the arena in any class shall be inspected.

Said inspection shall be performed by a licensed steward or judge designated by the Show Committee (The Show Committee may at its discretion designate more than one licensed official to perform inspections). Any trainer, exhibitor and/or agent of a horse subject to the inspection each may request to be present and heard while said inspection is being performed by said licensed official(s). Prior to any disqualification and/or other penalties imposed on a horse at a competition, the inspecting officials shall make reasonable efforts to notify and have present the owner(s) and trainer(s) of said horse, or agent(s) at the inspection.

The inspecting officials shall take possession of any shoe, and/or pad and measure the shoe with an accurate gauge. Measurement of hoof length shall be made in accordance with GR510. In the event that the inspecting officials find a violation of the shoe measurement, hoof length and/or pad presence the horse shall be disqualified for the entire competition, and the owner shall be required to forfeit all prize money, sweepstakes and trophies, entry fees, ribbons, and points won at said competition by said horse. Additionally, if any for-

bidden foreign material is found between the pad and/or shoe, or pad and hoof, within the pad, and/or the pad composition is in violation of AR103.1, the steward shall file a charge against the owner(s) and trainer(s) with the Federation Hearing Committee in accordance with GR604 and a hearing shall be held in accordance with General Rules, Chapter 6. The trainer of a horse found to be shod with any forbidden material as described, is subject to whatever additional penalty or penalties are assessed by the Hearing Committee following a hearing. Said trainer may be fined and/or suspended from all competitions for a period of up to one year for the first offense, said suspension to be served at any time at the discretion of the Hearing Committee. The horse may be suspended for any period of time specified by the Hearing Committee.

6. All horses competing in the Arabian, Half-Arabian, and Anglo-Arabian Hunter, Jumper, Dressage, Eventing, Combined Driving, Working Western, Reining Seat Equitation, Carriage Pleasure Driving and Sport Horse Sections shall be exempt from shoeing regulations. This does not exempt horses that are cross entered into any other classes from compliance with applicable shoeing requirements while competing in those classes.

AR104 Requirements for Competition Management.

1. Up to two classes with identical AHA codes (with the exception of all dressage classes) may be adjudicated concurrently in a single arena utilizing two judges with placings for each judge during an AHA/USEF Licensed Competition. (Exception: Working Hunter, Trail and Sport Horse In-Hand may be run on open cards. Horses in Working Hunter classes would still have to be trotted for soundness for each class when required). A split arena is considered more than one arena.

2. Competitions may offer classes restricted to Arabians and/or Half-Arabians and/or Anglo-Arabians. The breed restrictions must be clearly published in the prize list for the benefit of all potential exhibitors.

3. All futurity classes are indicated as local unrated classes. Procedures for conduct of futurity classes must be printed in the prize list. Show Committee may state these classes are run under same specifications as Federation rated classes. These classes may not be designated qualifying classes for any Championship (Exception: Futurity Championships).

4. Classes may not be added to a competition following distribution of the prize list unless they are added in accordance with GR904. "To be announced" class time slots may be offered so long as potential classes and available time slots are listed in the prize list.

AR105 Conduct and Specifications.

1. In performance and breeding/halter classes, an exhibitor is entitled to only one time out per class (See GR833). (Exception: See Hunter Rules AR144 and HU131.6; Jumper Rules AR152 and JP133.6; Dressage GR833.9; Hunter Seat Equitation EQ110.4; Reining RN103.5; Stock Seat Equitation and Western Horsemanship GR833.2).

2. Any action(s) against a horse by an exhibitor, which are deemed excessive by a judge, Federation steward or competition veterinarian, in the competition ring or anywhere on the competition grounds may be punished by official warning, elimination, or other sanctions which may be deemed appropriate by the show committee. Such action(s) could include, but are not limited to excessive use of whip, spurs, or bamboo poles.

3. Judges must eliminate from judging consideration any horse who shows aggression or discontent toward its handler, rider or any person in the ring.

4. Horses showing signs of undue stress or inhumane treatment must be penalized. The exhibition of a horse that has a cut or abrasion showing clear evidence of fresh blood in the mouth, nose, chin, shoulder, barrel, flank or hip area must be considered to be ineligible to receive an award in that respective class.

Judges must excuse from the ring any horse that possesses a whip mark (welt) on any portion of the horse. A whip mark or welt is an inflammation of skin and subcutaneous tissue resulting in a swelling and in extreme cases is an abrasion or laceration. The cardinal signs of inflammation include heat, pain, (sensitivity to palpation) and swelling. The judge(s)' finding of fact with respect to the presence or absence of a whip mark (welt) evident during a class shall be final and no appeal may be taken thereon. The judge(s) shall make written findings of fact which shall be delivered to the Federation steward with respect to any horse excused under this rule. In a class that is judged by more than one judge, if a judge in that class believes that an entry has a whip mark, that entry must be examined by all judges of that class and each judge must determine if a whip mark exists. If a majority of the judges of

that class determine that a whip mark exists, then the entry must be excused from the ring, according to the specifications set forth in this Rule. If a majority of the judges determine there is not a whip mark, then each judge who is of the minority opinion shall submit his or her own written findings of fact and shall have the authority to eliminate said entry from further consideration.

SUBCHAPTER AR-2 BREEDING/GELDING IN-HAND CLASSES.

AR106 General.

1. Horses must be serviceably sound i.e., horse must not show evidence of lameness, broken wind or complete loss of sight in either eye (See GR1204.4). Transmissible weaknesses shall be considered a serious fault in breeding stock. Colts and stallions two years old and over must have both testicles descended. A wry tail or one carried in an unnatural fashion is a breeding fault, and judges must consider it as a fault in adjudicating breeding and in-hand classes.
2. Breeding/In-Hand classes for geldings may be offered. To be shown and judged under the same provisions as the breeding/in-hand horse.
3. A suitable headstall equipped with a throatlatch is mandatory. Horses shown braided must be shown in Hunter, Show Hack, or Dressage appointments (See AR156.1 and AR132.1) or in a leather stable halter. A whip or crop is optional, at the discretion of the handler (See GR803). One whip or crop per handler allowed, however, whips are not mandatory and handlers are allowed to use items such as grass, hat and/or treats to maintain horse's attention. Whips are to be no longer than 6' including snapper/lash/appendage. Small appendages (no more than 12 inches in length) of ribbon, plastic, etc. are permitted.

AR107 Conduct and Specifications.

1. The following procedures shall be followed in all breeding classes, including Gelding In-Hand classes:
 - a. At all AHA Regional and National level competitions, the order of go shall be determined and posted by the birth date oldest to youngest, including post entries. The procedure (for selecting the order of go) may be used at other recognized competitions at the discretion of competition management. All in-hand classes will be conducted as Breeding and Gelding In-Hand Classes.
 - b. Competition management shall have the option of choosing one of two class procedures:
 - (1) - In the Ring Class Procedure
 - (2) - Exit the Ring Class Procedure
 - c. In the Ring Class Procedure

Judging begins when the first horse enters the ring. From the moment the horse enters the ring its movement is being evaluated and scored(2) The horse shall enter at a trot, and at the handler's discretion may either proceed directly along the rail, or trot a counterclockwise circle at the in-gate end of the arena and then proceed along the rail to the far end of the arena. Upon each horse reaching the designated position at the far end of the arena they are to remain relaxed. The judge(s) will then ask for the next horse to enter the ring. When all horses have entered the ring the horses shall be asked to walk collectively counter-clockwise and/or clockwise past each (and all) judge(s). They shall walk in a relaxed manner on a loose lead with the handler at the side of his horse, whips down. The lead line must maintain a discernible drape and the handler must not place his hand on the chain or close enough to in any way restrict the natural head and neck motion. The handler may not unnecessarily impede the forward motion of the horse while at the walk. Following the cessation of the walk all horses shall relax within the ring and only the horse "on deck" shall be prepared to show. Each horse shall be led to the judge(s) at the walk and presented for judging. In order to satisfy a proper presentation to the judge, horses should stand correctly, bearing weight on all four feet (not stretched), in a quiet and deliberate manner. Following the evaluation by the judge(s), horses shall walk away from the judge(s), and then strike a trot before turning left and proceeding counter clockwise down the rail. They shall resume their relaxed position at the end of the arena. The scores for all categories will be completed, recorded, and may be announced at this time.
 - d. Handlers are expected to keep a reasonable clearance between horses and judges

should modify the alignment of horses to achieve that clearance. Further judging will not commence until the Call Judge approves the placement and spacing of all horses.

e. Exit the Ring Class Procedure

All class entrants must be in a "controlled paddock" outside the ring until entering the ring individually in the designated order of go (AR107.1a). The horse shall enter at a trot, and at the handler's discretion may either proceed directly along the rail, or trot a counterclockwise circle at the in-gate end of the arena and then proceed along the rail to a designated point by the judges. The horse shall then walk in a relaxed manner on a loose lead with the handler at the side of his horse, whips down. The lead must maintain a discernible drape and the handler must not place his hand on the chain or close enough to in any way restrict the natural head and neck motion. The handler may not unnecessarily impede the forward motion of the horse while at the walk. Each horse shall be led to the judge(s) at the walk and presented for judging. In order to satisfy a proper presentation to the judge, horses should stand correctly, bearing weight on all four feet (not stretched), in a quiet and deliberate manner. Following the evaluation by the judge(s), horses shall walk away from the judge(s), and then strike a trot. At the handler's discretion they may trot a counter clockwise circle and then proceed towards the exit, or proceed directly towards the exit. The scores for all categories will be completed, recorded, and announced at this time. The horse shall be excused from the ring to the controlled paddock where it shall remain until the placings are announced, and the next horse shall enter promptly and be presented accordingly until the class is completed.

f. Only the horses "on deck" shall be allowed to prepare for its presentation to the judge(s). Preparation shall include controlled circling and positioning the horse for presentation to the judge(s). The only shanking allowed shall be limited to an unruly horse in order to regain control. All other exhibitors must remain relaxed within the ring or they shall be penalized.

g. There can be NO contact of the whip to the horse. ANY contact shall result in elimination by the judge.

h. A horse that appears to be intimidated by its handler will be penalized. This may include but is not limited to, crouching, cowering, quivering, withdrawing and buckling their knees. Judge(s) may excuse any entry deemed in violation of any of these restrictions.

i. A "controlled paddock" is an area designated by show management outside the competition ring for Breeding/Gelding In-Hand classes. The USEF steward and/or the Show Commission shall supervise this area. Only one specified person appointed by the show committee shall be in the controlled paddock to assist with the entrance(s) into the arena.

2. A horse must be handled and shown throughout an entire class by only one and the same person, except that a substitute handler may be used if, during a class, the original handler becomes ill or is injured. Time allowed for the change of handler shall be in accordance with General Rules, GR833. No handler may show more than one horse per class.

3. Specifications.

a. Colt/Stallion, Filly/Mare Breeding Classes. Emphasis shall be placed in the following order of importance: type, conformation, suitability as a breeding animal, quality, movement, substance, manners, and presence. When Colt/Stallion and Geldings are judged together, the above class specifications will be used except that Geldings shall not be judged on suitability as a breeding animal.

b. Gelding In-Hand Classes. Emphasis shall be placed in the following order of importance: conformation, type, quality, movement, substance, manners, and presence.

c. Transmissible weakness shall be considered a serious breeding fault in breeding stock. Colts and Stallions two years old and over must have both testicles descended.

4. In-Hand horses are not to be stretched. A horse is considered not stretched if all four feet are flat on the ground and at least one front and one rear cannon bone is perpendicular to the ground.

5. Excessive use of the whip or actions that may disturb other entries shall be severely penalized.

6. Additional causes for mandatory elimination from the arena are

- a. removal of eyelashes,
- b. changing the natural color of the mane and/or tail (See GR802.1),
- c. balding the area around the eyes or proximal to the muzzle and nostrils. A judge may penalize an entry with excessive amounts of oil, grease or other substances so as to cause an unnatural appearance;
- d. No product shall be applied to a horse's hoof to hide or conceal a conformation defect. Only clear or transparent products may be used on the hooves of horses while being shown in Breeding and/or In-Hand classes.

AR108 Championships.

1. Show Champions and Reserve Champions shall be at least two years old and are selected as outlined in GR810.5. Purebred yearling geldings may compete for Champion gelding.
2. Walking horses quietly on the rail is optional at the judge's discretion.
3. *All AHA Regional Championship classes are limited to 2 year olds and older. (AHA Sweepstakes Yearling classes are exempt from this rule.) EC 1/14/10 Effective immediately*

AR109 Get of Sire and Produce of Dam.

1. In Get of Sire and Produce of Dam classes, each entry shall be comprised of at least two horses, entered under the name of the sire or dam, one handler per horse. More than one entry per sire or dam shall be permitted in the same class.
2. To be shown and judged under the same provisions as Breeding/In-Hand classes (See AR106 and AR107), except a walk or trot is optional, at the judge's discretion. Ribbons to each horse comprising an entry which receives an award.
3. Emphasis is to be placed upon reproductive likeness, uniformity, quality of breed characteristics, conformation and similarity.

AR110 Most Classic Arabian.

1. Open to purebred stallions, mares and geldings, two years old and older.
2. To be shown in hand at an animated walk and trot both directions of the ring. Horses should enter the ring at a trot and remain on rail during the judging. Individual horses may be pulled into the center of the ring for further judging. Only the first place ribbon to be awarded.
3. Emphasis is placed upon type, presence, animation, carriage and conformation.

AR111 Classic Head.

1. Open to purebred stallions, mares and geldings. When only one Classic Head class is offered, the entries shall be two years old and over.
2. Horses must be shown in a plain, unmarked sheet or cooler.
3. To enter the ring at a walk and line up for further inspection.
4. The head shall be comparatively small with the profile of the head straight or preferably slightly concave below the eyes. The muzzle shall be small with large nostrils, extended when in action. The eyes shall be large, round, expressive and dark, set well apart. Glass eyes shall be penalized. There should be comparatively short distance between the eye and the muzzle with deep jowls, wide between the branches. Correctness of bite must be considered. The ears shall be small (smaller in stallions than mares), thin and well shaped, tips curved slightly inward.

SUBCHAPTER AR-3 PERFORMANCE CLASSES.

AR112 General.

1. In all classes where horses compete collectively (except in Roadster) all horses shall be worked at all gaits both directions of the ring unless otherwise described by class specifications, and will be asked to reverse direction at either the walk (normal, collected, or extended), jog trot, or trot (normal or collected). Judges are required to consider the performance at each gait equally in adjudicating performance classes. At the judge's discretion, horses shall change from any gait to any other gait as listed in class specifications.
2. Any performance class, except a championship class, may be divided at management's discretion. When a class is divided, A) duplicate awards (including prize money) may be given, or B) management may direct that the top contestants from each group return to the ring for final adjudication (Exception: classes which require individual tests). If duplicate

awards are given, horse and/or rider may not compete in more than one section of the class which has been divided. When more than 40 horses or riders are entered in a performance class in which horses compete together, the class must be divided. The method of dividing classes is at management's discretion.

3. Workouts will be judged as a separate class and horses must be tied for placings being considered in that workout. Workouts may be called for by the judge for any or all placings. All horses chosen for a workout must be worked both ways of the ring at any gait listed in class specifications and requested by the judge.

4. In the Arabian and Half-Arabian/Anglo Arabian performance classes, when the judge calls for the line up, exhibitors must continue in the same direction the class is working when bringing their entries to the line up. Judges must penalize entries that do not comply. Horses must come to the line up at the gait requested. In the line up, horses must stand quietly and may be asked to back individually or as a group. Horses not to stretch in the line up. The foregoing provisions shall apply for only the Purebred and Half-Arabian Classes in the following sections: Park Section, English Pleasure Section, Country English Pleasure Section, Carriage Pleasure Driving Section, Formal Driving Section, Pleasure Driving Section, Country Pleasure Driving Section, Roadster Section, and Combination Class Section.

5. Side saddles permitted for ladies in all sections of the Arabian Division; appointments to be appropriate for the seat ridden.

6. Extremes of temperature or climate conditions as well as locale or time of day may modify the requirements for attire specified in various sections of this rule.

7. Bandages and boots of any type are prohibited (Exception: See AR150.2, AR195.10, AR243.2). In the event of injury, the judge may permit a protective bandage. In the case of inclement weather, competition management may permit the use of bell boots and/or protective bandages on the front legs (Exception: AR143.4).

8. Maiden, novice and limit rider/driver classes may be held using specifications from any of the performance sections in the Arabian Division. Maiden, Novice and Limit rider/driver classes are open to those who have not won one (1), three (3), or six (6) first place ribbons respectively at Regular Arabian Division Competitions in that particular performance section in which they are shown. Ribbons won within a section do not count in reckoning maiden, novice, limit status if the rider/driver transfers to a new classification (e.g., Arabian English Pleasure to Arabian Western Pleasure).

9. Junior exhibitors may show in Ladies to Ride and Gentlemen to Ride classes unless prohibited in the prize list.

10. In "C" rated Arabian Divisions, Western and English classes may be combined; however, prize list must specify or state that classes will be divided if entries warrant.

11. Stallions may be shown in Ladies' or Junior Exhibitors' classes unless prohibited in the prize list (Exception: Stallions are prohibited in Walk-Trot/Jog classes).

12. Stripping of horses is not permitted.

AR113 Abbreviations of Class Specifications.

1. The following abbreviations, as defined, will be used to describe class specifications in each performance section of the Arabian Division.

a. JOTR/JOTD - Junior Owner to Ride/Junior Owner to Drive. Refer to General Rules, Rules GR139 and GR126 respectively.

b. AAOTR/AAOTD - Adult Amateur Owner to Ride/Adult Amateur Owner to Drive. Refer to GR105, GR1306, and GR106 respectively.

c. AOTR/AOTD - Amateur Owner to Ride/Amateur Owner to Drive. Refer to General Rules, Rules GR1306 and GR106 respectively.

d. JTR/JTD - Junior Exhibitor to Ride/Junior Exhibitor to Drive. Refer to GR126.

e. ATR/ATD/AATR -Amateur to Ride/Amateur to Drive/Adult Amateur to Ride. Refer to GR1306.

f. Select - AOTR, AAOTR, ATR, AATR, JOTR, JTR - Classes are open to rider/driver/handler who have not won any of the following:

(1) AHA Regional Top Five or higher in that particular performance section in which they are shown.

(2) AHA National Top Ten or higher that particular performance section in which they are shown.

(3) Two AHA Regional Top Five Awards or higher in a Select class that particular performance section in which they are shown.

(4) An AHA National Top Ten or higher award in a Select class in that particular performance section in which they are shown.

Riders in the Arabian, Half-Arabian, or Anglo-Arabian Divisions shall not be considered separately when competing in the same performance section.

If a rider is eligible to compete as a Select rider in a performance section on December 1, said eligibility remains throughout the current competition year (that eligibility is determined beginning with Regional and National competitions of 1997).

- g. AOTS - Amateur Owned, Trained, and Shown. Classes may be offered in any section. Exhibitors, attendants, and handlers must meet the specifications for amateur status (refer to GR1306 and GR1307). Horses are not to have been professionally trained *and/or shown by a professional* for a period of one year immediately prior to the competition (riding and driving instruction for the owner to be excluded). In addition, horses are not to be exhibited, prepared, groomed or schooled with the aid of or by a professional while on or off the competition grounds immediately before or during the competition. Horses may be stabled with a professional during the competition, and hauled by a professional. Professional help for situations relevant to safety is permitted. Owner must sign as owner, trainer, and rider/driver/handler on the USEF/AHA entry blank.

EC 3/15/10 Effective immediately

- h. For the Arabian Division, adult amateurs are defined as those no longer eligible to compete as junior exhibitors (17 years and under). DR119.3 does not apply.

AR114 Championships.

Performance Championships in the Arabian Division to be held in accordance with GR809.

SUBCHAPTER AR-4 PARK HORSE SECTION.

AR115 General.

1. Competitors enter the ring in a counterclockwise direction, at a trot.
2. A judge may not request that gaits be performed only on snaffle or curb.
3. Judges are required to consider the performance at each gait equally in adjudicating the class.

AR116 Appointments.

1. Bridle shall be light, show type; either single curb, curb and snaffle, or pelham bit. Only Junior Horses are eligible to compete in single snaffles. No martingales or tie-downs.
2. English-type saddle required. Girth either leather, web, string or suitable material.
3. Informal saddle seat attire is suggested; no hunt attire. Suggested are conservative colors such as black, blue, grey, beige or brown jacket with matching jodhpurs. Day coat with jodhpurs also permitted. Derby, soft hat or protective headgear required. Protective headgear may be worn without penalty. (See General Rules, GR801) Contrasting vests and/or ties are acceptable. Formal attire is suggested for classes held after 6:00 p.m. or Championship classes. Formal attire consists of tuxedo-type jacket and formal jodhpurs, boots and top hat; or dark saddle suit and derby.
4. Spurs, whip or crop optional at the exhibitor's discretion.

AR117 Qualifying Gaits.

The horse is to give a brilliant performance, with style, presence, finish, balance and cadence.

1. Walk: A true, cadenced, four-beat walk, with horse collected. The motion should be brisk and vigorous with the horse showing animation and brilliance.
2. Trot: Animated, natural and cadenced, with impulsion and power from behind, the front airy and light. The animated natural trot is extremely bold and brilliant, characterized by free shoulder action. The trot should appear effortless and be executed willingly with apparent ease. The horse to have leg flexion with extension, (foreleg extending fully forward at full stretch with airy motion combined with hock action that is powerful and well raised, the hind leg being brought forward with a driving stride). The action should be balanced and cadenced. Loss of form due to excessive speed shall be penalized. The trot should be a true two-beat diagonal gait. Mixed gaits, pacing or racking must be considered major faults.

3. **Canter:** True, collected, animated, smooth and unhurried. The movement light and airy with more elevation than in Pleasure classes. The horse to be balanced, supple and mobile. To be straight on both leads. Loss of form due to excessive speed shall be penalized.

AR118 Arabian Park Horse Class Specifications.

1. **OPEN, MAIDEN, NOVICE, LIMIT, STALLIONS, MARES, GELDINGS.** To be shown at a walk, trot and canter. To be judged on brilliant performance, presence, quality, manners and conformation.
2. **JUNIOR HORSE** (five years old and under). To be shown at a walk, trot and canter. To be judged on quality, brilliant performance and manners.
3. **ATR, JTR, AOTR, AAOTr, JOTR, LADIES, GENTLEMEN.** To be shown at a walk, trot and canter. To be judged on brilliant performance, manners, quality and suitability of horse to rider.
4. **CHAMPIONSHIP.** To be eligible, a horse must have been entered, shown and judged in a designated qualifying class in the Arabian Park Horse section at that competition. To be shown at a walk, trot and canter. To be judged on brilliant performance, presence, quality, conformation and manners.
5. **CHAMPIONSHIP JUNIOR HORSE.** To be eligible, a horse must have been entered, shown and judged in a designated qualifying class for junior horses in the Arabian Park Horse section at that competition. To be shown at a walk, trot and canter. To be judged on quality, brilliant performance and manners.
6. **CHAMPIONSHIP ATR, JTR, AOTR, AAOTr, JOTR.** To be eligible, a horse must have been entered, shown and judged in a designated qualifying class in the Arabian Park Horse section for amateurs, owners or junior exhibitors at that competition. To be shown at a walk, trot and canter. To be judged on brilliant performance, manners, quality and suitability of horse to rider.

SUBCHAPTER AR-5 ENGLISH PLEASURE SECTION.

AR119 General.

1. Competitors enter the ring in a counterclockwise direction, at the normal trot.
2. Light contact must be maintained with all reins at all gaits. A judge may not request that gaits be performed only on the snaffle or curb.
3. Judges are required to consider the performance at each gait equally in adjudicating this class.
4. Cross entries are prohibited between the Arabian English Pleasure section and the Country English Pleasure, Country Pleasure Driving sections and/or Country Pleasure Combination classes at the same competition.

AR120 Appointments.

1. Bridle shall be light, show type; either single curb, single snaffle, curb and snaffle, or pelham bit. No martingales or tie-downs.
2. English-type saddle. No forward seat saddles allowed. Girth either leather, web, string or suitable material.
3. Informal saddle seat attire is required; no hunt attire. Suggested are conservative colors such as black, blue, grey, beige or brown jacket with matching jodhpurs. Day coat with jodhpurs also permitted. Boots and derby, soft hat or protective headgear required. Protective headgear may be worn without penalty. (See General Rules, GR801) Contrasting hats, vests and/or ties are acceptable.
4. Spurs, whip or crop optional, at the exhibitor's discretion.

AR121 Qualifying Gaits.

It is imperative that the horse give the distinct appearance of being a pleasure to ride and display a pleasurable attitude. To this end, all gaits must be performed with willingness and obvious ease, cadence, balance and smoothness.

1. **Walk, a four-beat gait:** Brisk, true and flat-footed with good reach.
2. **Normal trot, a two-beat gait:** To be performed at medium speed with moderate collection. The normal trot must be mannerly, cadenced, balanced and free-moving. Posting is required.
3. **Strong trot, a two-beat gait:** This trot is faster and stronger than the normal trot. It is performed with a lengthened stride, powerful and reaching, at a rate of speed which may vary

between horses since each horse should attain his own strong trot in harmony with his own maximum natural stride. The horse must not be strung out behind. He should show moderate collection without exaggeratedly high action in front. He must present a willing attitude while maintaining form. The strong trot must be mannerly, cadenced, balanced and free-moving. Posting is required.

4. Canter, a three-beat gait: Smooth, unhurried, with moderate collection, correct and straight on both leads.

5. Hand Gallop: The hand gallop is performed with long, free, ground covering stride under control. The amount of ground covered may vary between horses due to the difference in natural length of stride. The hand gallop is not a fast collected canter but a true lengthening of stride, correct and straight on both leads. Extreme speed to be penalized. There shall be a distinct difference between the canter and the hand gallop.

AR122 Arabian English Pleasure Class Specifications.

1. OPEN, MAIDEN, NOVICE, LIMIT, STALLIONS, MARES, GELDINGS. To be shown at a walk, normal trot, strong trot, canter and hand gallop. To be judged on manners, performance, attitude, quality and conformation.

2. JUNIOR HORSE (five years old and under). To be shown at a walk, normal trot and canter. To be shown in a light, show type bridle; either single curb or single snaffle (defined as an unwrapped, smooth, rounded snaffle bit 3/8" to 3/4" diameter as measured one inch from the ring with gradual decrease to the center of the snaffle, half cheeks permitted), curb and snaffle or pelham bit. To be judged on quality performance, attitude and manners.

3. ATR, JTR, AOTR, AAOTr, JOTR, SELECT, LADIES, GENTLEMEN. To be shown at a walk, normal trot and canter. To be judged on manners, performance, attitude, quality, suitability of horse to rider, and conformation.

4. CHAMPIONSHIP. To be eligible, horse must have been entered, shown and judged in a designated qualifying class in the Arabian English Pleasure section at that competition. To be shown at a walk, normal trot, strong trot, canter and hand gallop. To be judged on manners, performance, attitude, quality, conformation and presence.

5. CHAMPIONSHIP - JUNIOR HORSE. To be eligible, horse must have been entered, shown and judged in a designated qualifying class for junior horses in the Arabian English Pleasure section at that competition. To be shown at a walk, normal trot and canter. To be shown in a light, show type bridle; either single curb or single snaffle (defined as an unwrapped, smooth, rounded snaffle bit 3/8" to 3/4" diameter as measured one inch from the ring with gradual decrease to the center of the snaffle, half cheeks permitted), curb and snaffle or pelham bit. To be judged on quality, performance, attitude and manners.

6. CHAMPIONSHIP - ATR, JTR, AOTR, AAOTr, JOTR, SELECT. To be eligible, horse must have been entered, shown and judged in a designated qualifying class in the Arabian English Pleasure section for amateurs, owners or junior exhibitors at that competition. To be shown at a walk, normal trot and canter. To be judged on manners, performance, attitude, quality, suitability of horse to rider, conformation and presence.

SUBCHAPTER AR-6

COUNTRY ENGLISH PLEASURE SECTION.

AR123 General.

1. Competitors enter the ring in a counterclockwise direction, at the normal trot.

2. Light contact must be maintained with all reins at all gaits. A judge may not request that gaits be performed only on the snaffle or curb.

3. Judges are required to consider the performance at each gait equally in adjudicating this class.

4. Cross entries are prohibited between the Arabian Country English Pleasure section and the Arabian English Pleasure and Pleasure Driving sections and/or Informal Combination classes at the same competition. Cross entries between Country English Pleasure classes and English Pleasure futurity classes at the same competition may be permitted at the discretion of competition management if so stated in the prize list.

AR124 Appointments.

1. Bridle shall be light, show type, either single snaffle, single curb, curb and snaffle, or pelham bit. No martingales or tie-downs.

2. English-type saddle. No forward seat saddles allowed. Girth either leather, web, string or suitable material.

3. Informal saddle seat attire is required; no hunt attire. Suggested are conservative colors such as black, blue, grey, beige or brown jacket with matching jodhpurs. Day coat with jodhpurs also permitted. Boots and derby, soft hat or protective headgear required. Protective headgear may be worn without penalty. (See General Rules, GR801) Contrasting hats, vests and/or ties are acceptable.
4. Spurs, whip or crop optional, at the exhibitor's discretion.

AR125 Qualifying Gaits.

It is imperative that the horse give the distinct appearance of being a pleasure to ride. A quiet, responsive mouth is paramount. All gaits must be performed with willingness and obvious ease, cadence, balance and smoothness.

1. Walk, a four-beat gait: To be true, flat-footed and ground covering.
2. Normal Trot, a two-beat gait: To be an overall balanced, relaxed, easy-going trot with elasticity and freedom of movement. High action **MUST** be penalized. Posting is required.
3. Strong Trot, a two-beat gait: To be faster with lengthened stride, maintaining balance, ease and freedom of movement. High action **MUST** be penalized. Posting is required.
4. Canter, a three-beat gait: To be smooth, unhurried, straight and correct on both leads.
5. Hand Gallop: To be a faster gait, lengthened stride and controlled, straight and correct on both leads. Extreme speed **MUST** be penalized.

AR126 Arabian Country English Pleasure Class Specifications.

1. OPEN, MAIDEN, NOVICE, LIMIT, STALLIONS, MARES, GELDINGS. To be shown at a walk, normal trot, strong trot, canter and hand gallop. It is mandatory that horses be asked to halt on the rail, stand quietly, back, and walk off on a loose rein at least one direction of the ring. To be judged on attitude, manners, performance, quality and conformation, in that order. It is imperative that the horse give the distinct appearance of being a pleasure to ride. A quiet, responsive mouth is paramount.
2. JUNIOR HORSE (five years old and under). To be shown at a walk, normal trot and canter. It is mandatory that horses be asked to halt on the rail, stand quietly, back, and walk off on a loose rein at least one direction of the ring. To be shown in a light, show type bridle; either single curb or single snaffle (defined as an unwrapped, smooth, rounded snaffle bit 3/8," to 3/4" diameter as measured one inch from the ring with gradual decrease to the center of the snaffle, half cheeks permitted), curb and snaffle or pelham bit. To be judged on attitude, manners, quality, and performance, in that order. It is imperative that the horse give the distinct appearance of being a pleasure to ride. A quiet, responsive mouth is paramount.
3. ATR, JTR, AOTR, AAOTR, JOTR, SELECT, LADIES, GENTLEMEN. To be shown at a walk, normal trot and canter. It is mandatory that horses be asked to halt on the rail, stand quietly, back, and walk off on a loose rein at least one direction of the ring. To be judged on attitude, manners, performance, quality, conformation and suitability of horse to rider. It is imperative that the horse give the distinct appearance of being a pleasure to ride. A quiet, responsive mouth is paramount.
4. CHAMPIONSHIP. To be eligible, horse must have been entered, shown and judged in a designated qualifying class in the Arabian Country English Pleasure section at that competition. To be shown at a walk, normal trot, strong trot, canter and hand gallop. It is mandatory that horses be asked to halt on the rail, stand quietly, back, and walk off on a loose rein at least one direction of the ring. To be judged on attitude, manners, performance, quality and conformation in that order. It is imperative that the horse give the distinct appearance of being a pleasure to ride. A quiet, responsive mouth is paramount.
5. CHAMPIONSHIP - JUNIOR HORSE. To be eligible, horse must have been entered, shown and judged in a designated qualifying class for junior horses in the Arabian Country English Pleasure section at that competition. It is mandatory that horses be asked to halt on the rail, stand quietly, back, and walk off on a loose rein at least one direction of the ring. To be shown in a light, show type bridle; either single curb or single snaffle (defined as an unwrapped, smooth, rounded snaffle bit 3/8" to 3/4" diameter as measured one inch from the ring with gradual decrease to the center of the snaffle, half cheeks permitted), curb and snaffle or pelham bit. To be judged on attitude, manners, quality, and performance, in that order. It is imperative that the horse give the distinct appearance of being a pleasure to ride. A quiet, responsive mouth is paramount.
6. CHAMPIONSHIP - ATR, JTR, AOTR, AAOTR, JOTR, SELECT. To be eligible, horse must have been entered, shown and judged in a designated qualifying class in the Arabian

Country English Pleasure section for amateurs, owners or junior exhibitors at that competition. To be shown at a walk, normal trot and canter. It is mandatory that horses be asked to halt on the rail, stand quietly, back, and walk off on a loose rein at least one direction of the ring. To be judged on attitude, manners, performance, quality, conformation and suitability of horse to rider, in that order. It is imperative that the horse give the distinct appearance of being a pleasure to ride. A quiet, responsive mouth is paramount.

SUBCHAPTER AR-7 HUNTER PLEASURE SECTION.

AR127 General.

1. Competitors enter the ring in a counterclockwise direction at the trot.
2. Direct but light contact with the horse's mouth must be maintained at all gaits. Draped reins are incorrect. Direct contact means that there should be a straight line from the rider's hands to the horse's mouth.
3. Suitability as a Hunter as found in AR130 means that the horse is in a frame suitable to take a jump safely and efficiently.
4. Judges are required to consider the performance at each gait equally in adjudicating this class.
5. Horses may show with a braided mane and tail (See AR101.4).

AR128 Appointments.

1. Bridle shall be light, show type; either snaffle, pelham, full bridle or kimberwicke bit acceptable. Browband/cavessons must be of hunter type. Ornamented bridles, browbands or cavessons are not permitted. Saddle seat style colored browbands/cavessons and/or figure eight, drop, or flash nosebands are not permitted. No martingales or tie-downs permitted.
2. Breastplate or breast collar is optional.
3. Type of English saddle is optional, but forward seat type saddle recommended. No cut-back saddles allowed. Girth either leather, web, string or suitable material.
4. Informal attire is required. It includes a coat of conservative color (black, blue, gray, green, or brown, and conservative shades thereof) made of materials that are suitable for hunting. Discrete patterns such as tweeds, houndstooth, jacquard, pinstripes or subtle plaids are allowed. Coats must be darker than the breeches or jodpurs. Brocades, raised patterns, glossy/metallic/shiny fabrics or materials are not suitable for hunting. Ornamentation other than a stock or lapel pin, tie clip or tack, or monogram are not allowed on any item of attire. Gloves are optional, but if worn, must be of conservative color. Boots and conservatively colored hunting cap, derby, or protective headgear are mandatory. Protective headgear may be worn without penalty (see GR801). Non-conforming exhibitors must be severely penalized.
5. Spurs and crop or bat, no longer than 30" including lash (Exception: Side saddle), are optional, at the exhibitor's discretion.

AR129 Qualifying Gaits.

1. It is imperative that the horse give the distinct appearance of being a pleasure to ride and display a pleasurable and relaxed attitude. Compared to an English Pleasure, Country English Pleasure or Show Hack horse which is shown in an upright frame, the Hunter Pleasure horse should be in a longer, more rectangular frame, with a neck carried lower and in a more relaxed manner with less arch in the neck and less bend at the poll. The stride at every gait should be long, cover ground, and exhibit efficiency of movement. While some degree of carriage is appropriate in a Hunter Pleasure horse, a stride that is short, high, and round is not appropriate. Horses that are, for more than a few strides, high headed, ridden on a draped rein, not in an appropriate frame, on the forehand, short-strided, or behind the vertical must be severely penalized.

2. Walk, a four-beat gait: Straight, true and flat-footed. Regular and unconstrained with good reach. EC 1/14/10 Effective immediately

3. Trot, a two-beat gait: Straight and regular. The trot should be mannerly, cadenced and balanced. To be performed at a medium speed with a free moving, long, ground covering, efficient stride that is not short, high, round, or choppy. Rider to post the trot.

4. Canter, a three-beat gait: Even, smooth, unhurried, correct and straight on both leads.

5. Hand Gallop: The hand gallop is performed with a long, free, ground covering stride. The amount of ground covered may vary between horses due to difference in natural length of

stride. A decided lengthening of stride should be shown while the horse remains controlled, mannerly, correct and straight on both leads.

AR130 Arabian Hunter Pleasure Class Specifications.

1. OPEN, MAIDEN, NOVICE, LIMIT, STALLIONS, MARES, GELDINGS. To be shown at a walk, trot, canter and hand gallop both directions of the ring. To stand quietly and back readily. To be judged on manners, performance, suitability as a Hunter, quality and conformation.
2. JUNIOR HORSE (five years old and under). To be shown at a walk, trot, canter and hand gallop both directions of the ring. To stand quietly and back readily. To be judged on quality, performance, suitability as a Hunter, manners and conformation. To be shown in a snaffle bit. (Snaffle bit is defined as snaffle bit of at least 3/8" diameter as measured 1/2" from the ring. The snaffle bit may be jointed, double jointed or unjointed. French and Dr. Bristol snaffle bits are permitted.)
3. ATR, JTR, AOTR, AAOTr, JOTR, SELECT, LADIES, GENTLEMEN. To be shown at a walk, trot, canter and hand gallop both directions of the ring. To stand quietly and back readily. To be judged on manners, performance, suitability as a Hunter, quality and conformation.
4. CHAMPIONSHIP. To be eligible, horse must have been entered, shown and judged in a designated qualifying class in the Hunter Pleasure section at that competition. To be shown at a walk, trot, canter and hand gallop both directions of the ring. To stand quietly and back readily. To be judged on manners, performance, suitability as a Hunter, quality and conformation.
5. CHAMPIONSHIP JUNIOR HORSE. To be eligible, horse must have been entered, shown and judged in a designated qualifying class for junior horses in the Hunter Pleasure section at that competition. To be shown at a walk, trot, canter and hand gallop both directions of the ring. To stand quietly and back readily. To be judged on quality, performance, suitability as a Hunter, manners and conformation. To be shown in a snaffle bit. (Snaffle bit is defined as snaffle bit of at least 3/8" diameter as measured 1/2" from the ring. The snaffle bit may be jointed, double jointed or unjointed. French and Dr. Bristol snaffle bits are permitted.)
6. CHAMPIONSHIP ATR, JTR, AOTR, AAOTr, JOTR, SELECT. To be eligible, horse must have been entered, shown and judged in a designated qualifying class in the Arabian Hunter Pleasure section for amateurs, owners or junior exhibitors at that competition. To be shown at a walk, trot, canter and hand gallop both directions of the ring. To stand quietly and back readily. To be judged on manners, performance, suitability as a Hunter, quality and conformation.

SUBCHAPTER AR-8 ENGLISH SHOW HACK SECTION.

AR131 General.

1. Competitors enter the ring in a counterclockwise direction at the normal walk or normal trot.
2. Light contact must be maintained with all reins at all gaits. A judge may not request that gaits be performed only on snaffle or curb.
3. Judges are required to consider the performance at each gait equally in adjudicating this class.
4. Horses may show with a braided mane and tail (See AR101.4). Braids may be secured with tape, yarn or rubber bands. Decorations are prohibited.
5. Entries will be eliminated by any fall of horse or rider during the class.

AR132 Appointments.

1. Bridle shall be light, show type; either single snaffle, double (full) or pelham. Kimberwicke bit is permitted. Browbands and cavessons other than hunter or dressage types are prohibited. Unconventional tack such as figure eight, drop, or flash nosebands are not permitted.
2. English saddle of any type is required. Girths of either leather, white web, nylon string or suitable material.
3. Martingales, breastplates not allowed.
4. Acceptable Hack attire is required. It consists of conservatively colored coat, breeches and boots. A conservatively colored hunting cap, derby or protective headgear is mandatory. Protective headgear may be worn without penalty. (See GR801) Formal attire consisting of white breeches, top hat and tails may be worn. It is usual to wear such attire after 6:00 p.m., or in Championship classes.
5. Spurs, whip or crop optional at the exhibitor's discretion.

AR133 Qualifying Gaits.

A Show Hack horse is not necessarily a Dressage horse, nor an English Pleasure horse of the Arabian Division. Elevation and high knee action are not to be emphasized. The Show Hack is a suitable section for the well trained animal. Show Hacks must be balanced and show vitality, animation, presence, clean fine limbs and supreme quality. Soundness is required. The collected and extended gaits must be called for; i.e., collected walk, extended walk, normal walk; collected trot, extended trot, normal trot; collected canter, extended canter, normal canter and hand gallop. At the discretion of the judge, horses while on the rail may be asked to halt and rein-back. A Show Hack shall be able to perform all of these gaits with a noticeable transition between the normal, collected, and extended gaits. The horse must be under complete control and easily ridden. Obedience to the rider is of prime importance. If the horse exhibits clear transitions in a balanced and level manner, appearing to be giving a comfortable and pleasurable ride, he is performing correctly for this class.

1. Walk, a four-beat gait: Straight, true and flat-footed.
 - a. Normal Walk: Regular and unconstrained, moving energetically and calmly forward.
 - b. Collected Walk: Strides are shorter and higher than at the normal walk. The head approaches the vertical, but should never move behind it. Pacing is a serious fault.
 - c. Extended Walk: The horse is allowed to lengthen frame and stride while rider maintains light rein contact. The horse should cover as much ground as possible without rushing.
2. Trot, a two-beat gait: Free-moving, straight, rider maintaining light contact with horse's mouth at all times.
 - a. Normal Trot: Light, crisp, balanced and cadenced, with rider posting.
 - b. Collected Trot: The horse's stride is shorter and lighter, maintaining balance and impulsion. The neck is more raised and arched than at the normal trot as head approaches the vertical line, never moving behind it. Rider is sitting.
 - c. Extended Trot: Maintaining the same cadence and performing at medium speed, the horse lengthens its stride as a result of greater impulsion from the hindquarters. Horse should remain light in rider's hand as it lengthens its frame. Rider is posting.
3. Canter, a three-beat gait: Straight on both leads, smooth.
 - a. Normal Canter: Light even strides, should be moved into without hesitation.
 - b. Collected Canter: Marked by the lightness of the forehand and the engagement of the hindquarters, the collected canter is characterized by supple, free shoulders. Neck is more raised and arched than in normal canter as the head approaches the vertical line, never moving behind it.
 - c. Extended Canter: Maintaining the same cadence, the horse lengthens its stride as a result of greater impulsion from the hindquarters. Horse should remain light in rider's hand as it lengthens its frame.
4. Hand Gallop: The hand gallop is performed with a long, free, ground covering stride. The amount of ground covered may vary between horses due to difference in natural length of stride. The distinction between hand gallop and extended canter is, the latter being the ultimate linear extension of stride within the hand of the rider; the hand gallop being a looser, more free elongation of stride and frame of the horse. A decided lengthening of stride should be shown while the horse remains controlled, mannerly, correct and straight on both leads. Extreme speed to be penalized.

AR134 Arabian English Show Hack Class Specifications.

1. OPEN, MAIDEN, NOVICE, LIMIT, STALLIONS, MARES, GELDINGS, JUNIOR HORSE, ATR, JTR, AOTR, AAOTR, JOTR, LADIES, GENTLEMEN. To be shown at a walk, trot, canter, and hand gallop; collected and extended and normal gaits to be called for, to stand quietly and back readily. To be judged on manners, performance, quality and conformation.
2. CHAMPIONSHIP. To be eligible, horse must have been entered, shown, and judged in designated qualifying class in the Arabian Show Hack section at that competition. To be shown at a walk, trot, canter, and hand gallop; collected and extended and normal gaits to be called for, to stand quietly and back readily. To be judged on manners, performance, quality and conformation.

SUBCHAPTER AR-9 ENGLISH TRAIL HORSE SECTION.**AR135 General.**

The class conduct and scoring system procedures stated herein shall be used in adjudication of all English Trail classes in the Arabian division. For rules regarding English Trail Horse, reference AR208 Trail Horse - General. Reference AR210 for general working specifications. Course to include a minimum of six obstacles and a maximum of eight obstacles.

AR136 Appointments.

For rules regarding correct attire and appointments, refer to AR116, AR120, AR124, AR128, AR132 or AR143. (Hackamores are prohibited.)

AR137 Conduct and Definitions.

1. For rules regarding conduct and definitions, reference AR210 where AR210.1d refers to USEF Chapter WS, Subchapter WS-3, WS121 Conduct, and WS125 Mandatory Dimensions of Trail Obstacles, but substitute WS125.3 CAVELETTI with the following:

- a. Trot overs: 3'6" to 4' apart (space is measured between poles). 4 feet is preferred for most English horses.
- b. Canter overs: 6'6" to 8' apart-8 feet is preferable for most English horses.

AR138 English Trail Scoring General.

For rules regarding English Trail Scoring, reference AR211.

AR139 Scoring Penalties.

For rules regarding scoring penalties, reference AR212 except for AR212.2b, c, d, and e.

AR140 Scoring Procedures.

For rules regarding scoring procedures, reference AR213.

AR141 English Trail Horse Class Specifications.

For English Trail Horse class specifications, reference AR215.

SUBCHAPTER AR-10 HUNTER SECTION.**AR142 General.**

Horses may be shown with a braided mane and tail (See AR101.4).

AR143 Appointments.

1. Light hunter-type bridle, snaffle, pelham and full bridles, all with cavesson nosebands. A judge may penalize, at his own discretion, any horse with nonconventional types of bits or nosebands. In Hunter Hack, Under Saddle and tie-breaking classes, martingales of any type prohibited.
2. Type of English saddle is optional. Girth either leather, web, string, or suitable material.
3. Breastplate and/or martingale are optional (Exception: See AR143.1).
4. Boots and bandages are prohibited. In the case of inclement weather, competition management may permit the use of bell boots only.
5. Informal attire of suitable material for hunting is required. It consists of conservatively colored coat of any tweed or Melton (conservative wash jackets in season), breeches (or jodhpurs), and boots. A conservatively colored hunting cap or derby is mandatory in all classes held on the flat. Protective headgear may be worn without penalty in these classes. (See GR801). All riders in classes over fences must wear protective headgear. For rules regarding protective headgear in over fences and junior exhibitor classes, see GR801. For rules governing side saddle attire, see, HU129.
6. Spurs, crop or bat optional, at the exhibitor's discretion.

AR144 Judging.

For rules governing the judging of Hunter classes, see HU, Subchapter HU-5.

AR145 Courses.

1. A Hunter course shall be any course which management deems a fair test of a Hunter. For rules regarding type of fences, see HU122. A Working Hunter course should include a combination, and at least one change of direction (Exception: Handy classes - See

HU122.6). Fences may vary 2" over and under the required class heights. Brush jump may be lower.

2. In all Working Hunter classes over fences, distances between fences should be set on 12' multiples (i.e., one stride may be 24', two strides 36').
3. For rules governing Course Diagrams, see HU120.
4. Except in cases of inclement weather, broken equipment or a similar emergency, a course must not be altered except by written permission of all exhibitors. If one or more original obstacles are rendered unusable during a class and no duplicate exists, management may substitute obstacles which approximate as nearly as possible, the originals.

AR146 Conduct.

1. Schooling - See GR834, GR835, and GR837.
2. Jumping Order - See HU158.

AR147 Height of Obstacles.

1. Green classes: 2'6" to 2'9", maximum spread 2'9". Minimum of 8 fences.
2. Regular classes: 3' - 3'3", maximum spread 3'. Minimum of 8 fences.
3. ATR/JTR classes: 2'6" to 2'9", maximum spread 2'9". Minimum of 8 fences.
4. AOTR classes: 2'9", maximum spread 2'9". Minimum of 8 fences.
5. ATR/JTR/AOTR Modified classes: 2'3" - 2'6", maximum spread 2'6". Minimum of 8 fences.
6. Warm-up: 2' - 2'6" with a maximum spread of 2'6". Minimum of 6 fences.
7. HORSES 14.2H AND UNDER HUNTER classes: fence height not to exceed 2'6" with a maximum spread of 2'6". Minimum of 8 fences.

AR148 Arabian Hunter Class Specifications.

1. UNDER SADDLE REGULAR WORKING, GREEN WORKING, ATR, JTR, AOTR WORKING.
 - a. To be shown at a walk, trot and canter. Light contact with the horse's mouth is required. Horses should be obedient, alert, responsive and move freely. A horse shall not be eliminated for slight errors. Judges may ask horses to hand gallop collectively, one direction of the ring, (Exception: green classes). No more than eight will be asked to hand gallop at one time.
 - b. To be eligible for an Under Saddle class counting toward a Championship, horses must be entered in at least one full point class over obstacles during the competition. To maintain awards or points won in the aforementioned classes, the horse must complete the course in at least one class.
2. REGULAR WORKING HUNTER OPEN, HANDY, STAKE. Open to any horse of any age. To be judged on performance, manners, and soundness.
3. GREEN WORKING HUNTER OPEN, STAKE. Open to any horse in its first or second year of showing over fences which are 2'9" or higher. To be judged on performance, manners, and soundness.
4. ATR, JTR, AOTR, WORKING HUNTER, HANDY, STAKE. To be judged on manners, performance, and soundness.
5. WARM UP HUNTER. To be shown over a course of not less than 6 fences 2' to 2'6" in height. To be judged on performance and soundness. This class does not count toward any Championship.
6. HUNTER HACK. To be shown at a walk, trot and canter. Eight horses, if available, but never more than eight at a time, are required to hand gallop one direction of the ring. Horses are also required to jump two fences 2' - 2'6" in height. To be judged on performance, manners and soundness. This class does not count toward any Championship.
7. HORSES 14.2H AND UNDER HUNTER, ATR, JTR, AATR, AOTR, JOTR, AAOTr, WORKING HUNTER, OPEN, HANDY, STAKE, MODIFIED. To be judged on manners, performance and soundness. Stallions and adult riders permitted (AR112.11, AR102) unless prohibited in the prize list. Open to animals that do not exceed 14.2 hands in height. Cross entries permitted in any other Arabian, Half-Arabian or Anglo-Arabian breed-restricted class. Owner must possess a current measurement card or a valid measurement form issued by the Federation (see GR502).
8. HUNTER TRAIL HACK. To be shown at a walk, trot and canter, with emphasis on a light rein. The class conduct to be consistent with AR135, Arabian English Trail - General. Entries

will be called on to negotiate a pattern of obstacles which might reasonably be encountered on a cross-country pleasure ride, including one or more jumps. Bridges and gates, while allowed, are not mandatory. A minimum of 3 and a maximum of 6 obstacles are to be used.

a. For rules regarding conduct and definitions, reference AR208. Where AR208.1d refers to Chapter WS Subchapter USEF WS-3, WS121, Conduct and WS125 Mandatory Dimensions of Trail Obstacles, substitute WS125.3 CAVALETTI with the following:

(1) Trot overs: 3 feet to 4 feet apart (space is measured between poles). 4 feet is preferred for most English horses.

(2) Canter overs: 6' 6" to 8 feet apart - 8 feet is preferable for most English horse.

b. To be judged on performance, manners and suitability of horse to rider. Judges may use, but are not required to use, the Arabian English Trail Scoring Procedures, specifically: AR138 English Trail Scoring General (for rules regarding English Trail Scoring, reference AR208, AR211) and AR139 Scoring Penalties (for rules regarding scoring penalties, reference AR212 except for AR212.2b, c, d, and e.

AR149 Championships.

1. No competition shall offer a Championship unless a minimum of three classes are offered, one of which must be an under saddle class and the other two over fences. One of the over fences classes may optionally be a Handy Hunter class.

2. Hunters will receive points in each class toward a Show Championship as follows: 1st - 10, 2nd - 6, 3rd - 4, 4th - 2, 5th - 1, 6th - 1/2. Hunters will receive points in each class toward a Regional or National Championship as follows: 1st - 20, 2nd - 16, 3rd - 14, 4th - 12, 5th - 10, 6th - 8, 7th - 6, 8th - 5, 9th - 4, 10th - 3.

3. The prize list must designate all full point classes counting toward a Championship in each section.

4. The Champion and Reserve Champion titles shall be awarded to two of the four horses which have acquired the most points, performing over a regulation Hunter course with fences at the required height in the section. In addition to these points, only these four horses shall receive points for ribbons won in an under saddle class.

5. For current rules regarding ties, see HU150.

6. For current rules regarding combination Hunter Championships, see HU151.

SUBCHAPTER AR-11 JUMPER SECTION.

AR150 General.

1. Horses may be shown with a braided mane and tail (See, AR101.4).

2. Type of English saddle is optional. Any type of bridle is allowed, including, but not limited to gag bits and mechanical hackamores. Martingales, tiedowns, boots and bandages are allowed. Draw reins are prohibited, except in the schooling area.

3. For rules regarding attire, refer to JP111.5.

4. Championships are not recommended in Jumper sections of the Arabian Division, but if offered, must be conducted in accordance with Jumper Rule, JP110.

AR151 Conduct.

1. The prize list must specify the Table and Section under which each class will be scored. The minimum and maximum height and spread must be stated for all classes not covered by AR155.

2. For rules regarding personnel and timing equipment, refer to JP106.

3. The course and the order in which the horses are to jump must be posted in a conspicuous place, at least one-half hour prior to the start of the class. The jumping order should be legible to a mounted rider. For rules regarding jumping order, refer to JP112 excluding JP112.1a.

4. For rules regarding schooling, refer to GR834, GR835 and GR838.

AR152 Scoring.

1. For rules governing scoring, refer to JP, Subchapter JP-6.

2. Ties involving first place must be jumped off. The time taken to complete the course will decide between any horses tied other than first place. Any exhibitor who informs the judge that he will not participate in a jump-off is placed last of the competitors in that jump-off.

AR153 Class Condition.

For rules governing the class conditions refer to JP, Subchapter JP-4. It is recommended that Table II conditions, as explained in JP145, be used by Arabian Jumper competitions.

AR154 Courses.

1. Well-designed courses are the prime requisites for successful jumper classes. Management offering a jumper section should obtain from the Federation the pamphlet "Planning the Jumper Division".
2. The first criterion of a good course is its suitability to the capabilities of horses which will jump it and to the conditions of the class. Height and width of jumps are not the only important factors. Of equal or greater significance are types of obstacles, relation of height to width, or spacing between jumps. Jumper courses traditionally offer a greater variety of jumps, (brighter, more unusual, etc.) than do hunter courses, and may include types of fences forbidden in Hunter courses. Refer to JP122, JP123, and JP124 for more specific information regarding the design of courses.
3. Posting of Courses Refer to JP130.
4. Judge's Inspection of Course Refer to JP131.
5. Jump-offs Refer to JP132.
6. Obstacle Requirements Refer to JP121.
7. Substitution of Obstacles Refer to JP127.
8. Time Allowed and Time Limit Refer to JP129 and the Chart located at the end of the Jumper Rules.

AR155 Arabian Jumper Class Specifications.

1. ATR, AOTR, JTR - Obstacles to start at 3' to maximum height of 3'3" with spreads to 3'9".
2. OPEN - Obstacles to start at 3'3" to maximum height of 3'6" with spreads to 4'.
3. LOW - Obstacles at 2'9" with spreads to 2'9".

SUBCHAPTER AR-12 DRESSAGE SECTION.**AR156 Dressage classes.**

Dressage classes held in the Arabian Division to be conducted in accordance with Dressage Chapter DR, except as stated herein:

1. When cross entry is permitted between Dressage and other Arabian classes at a competition, DR121 applies only to the designated Dressage warm-up and competition areas, or when exhibitor is actually warming-up for Dressage class.
2. Horses entered in Open Dressage classes must comply with DR121.8.
3. Whips are prohibited in AHA Regional and National Championship classes (Exception: Competitors riding sidesaddle may carry a whip).
4. A caller, if supplied by the competitor, may be used in any AHA Regional Championship Dressage class. (Exception: all FEI Tests, including FEI Junior Tests, and all Freestyle Rides must be ridden from memory.)
5. Entries must comply with DR119.2 (Exception: Horses competing at AHA Regional and National Championship competitions are not limited to a maximum of three Dressage rides per day at Fourth Level or below. Horses competing in Intro Level classes at the AHA Youth National Championship may enter three levels at that competition only.)
6. Horses competing in the Arabian Dressage Division may compete in more than one Licensed Competition on the same day. This is an exception to DR119.2.
7. Introductory (Walk/Trot Dressage) classes at AHA recognized competitions, when ridden by an exhibitor competing only in Walk/Trot classes, will not be considered one of the two levels to which the horse is restricted at that competition under DR119.2. (Exception: open Dressage classes or divisions.)
8. Dressage horses competing at AHA recognized competitions are not limited to a maximum of three rides per day at Fourth Level or below. (Exception: open Dressage classes or divisions.)
9. False tails are not permitted in Arabian Division Dressage classes (This is an exception to DR121.7).
10. For the Arabian Division, adult amateurs are defined as those no longer eligible to compete as junior exhibitors (17 years and under). DR119.3 does not apply.

11. In the event two or more competitors have equal points (a tie), the tie shall be broken pursuant to DR123 except when after a review of the scores for Collective Marks/General Impression there remains a tie, the tie must be broken as follows:

- a. The competitor with the highest Collective Mark scores by the judge sitting at C shall be declared the winner of the tie; and
- b. In the event there remains a tie with the judge's (sitting at C) Collective Mark scores, the winner of the tie shall be determined by that judge's scores as follows:
 - (1) The competitor with the highest free walk score (Intro through Second level) or highest extended walk score (Third through Grand Prix) shall be determined the winner;
 - (2) In the event there is a tie on the free walk/extended walk score, the competitor with the highest sum of scores with coefficients greater than one shall be determined the winner;
 - (3) In the event there is a tie based upon the sum of the scores with coefficients greater than one, the competitor with the first highest Collective Mark score shall be determined the winner. (Start at the top of the Collective Mark scores and work down until the tie is broken); and
 - (4) In the event that the Collective Marks are identical, the competitor with the first highest movement score shall be determined the winner. (Start at the top of the movement scores and work down until the tie is broken).

12. A separate number is not required for each horse/rider combination. This is an exception to DR126.14.

SUBCHAPTER AR-13 SPORT HORSE SECTION.

AR157 Purpose.

To evaluate and encourage the breeding of Arabian and Half-Arabian/Anglo Arabian horses suitable for Dressage, Working Hunter, Eventing, Jumper, Combined Driving and Competitive Trail and Endurance, and to provide an opportunity to demonstrate the effectiveness of breeding programs. Form to function will be emphasized.

AR158 General.

1. In-hand, Under Saddle and Show Hack Sport Horse classes for 1) Arabians and 2) Half-Arabians/Anglo Arabian Sport Horses may be held separately or in conjunction with any licensed Arabian competition. Sport Horse In-hand, Under Saddle and Sport Horse Show Hack classes may be held for stallions, mares and geldings. Refer to Subchapter AR-31 for rules on Half-Arabians and Anglo Arabians and AR249.3 and .4 for eligibility of stallions to show.
2. In-hand Classes may be held in any age groups deemed appropriate by competition management and published in the prize list with the exception that horses of one sex shall not be judged against those of the opposite sex. Specified group classes or specified championship classes are exempted. See AR251.5. Judge must excuse from the ring any unruly horse or one whose actions threaten to endanger other exhibitors or their entries. A whip may be used to guide the horse. Excessive use of the whip or actions that may disturb other entries shall be severely penalized. See AR107.6 for additional causes for mandatory elimination from the arena or designated judging area.
 - a. Group Classes- Get of Sire (without sire) – two or three offspring entered under the sire's name; and Produce of Dam (without dam) – two or three offspring entered under the dam's name. Multiple ownership permitted, all owners must be listed. More than one entry per sire/dam is permitted in the same class. All horses must have been judged in their individual in-hand classes.
 - b. Sport Horse In-Hand Championships shall be based upon highest scoring horses in a qualifying classes. Sport Horse In-Hand Champions and Reserve Champions must be at least two years of age. No horse may be named Champion and Reserve Champion in the same class. (Example: when amateur and open classes qualify for the same championship class.) If the same horse has the two (2) highest scores, the next highest eligible horse shall be named Reserve Champion.
 - c. AR101, AR102, AR104, and AR105 apply to Sport Horse In-Hand classes.
 - d. AR101, AR102, AR104, AR105, AR112, AR113, and AR114 apply to Sport Horse

Under Saddle and Sport Horse Show Hack classes.

3. When possible, the announcement of awards will include the breeding of the horses placed: sire and dam as well as the name of the owner and breeder.

4. **Sport Horse In-Hand Classes.**

Conformation is to be evaluated in terms of potential trainability, potential performance and predisposition to soundness. Form to function is to be emphasized. Blemishes are not to count unless resulting from conformation faults. Gaits are to be evaluated in terms of purity, quality and correctness. Correct gaits which contribute to ease in training and the horse remaining sound and useable are most important. Purity and quality are judged mainly in profile. Correctness is judged mainly while the horse is coming to and going from the judge's position. Colts and stallions two years and over must have both testicles descended.

AR159 Appointments.

1. Braiding is optional.
2. Boots or bandages of any kind are forbidden during a class. In the event of an injury, the judge may permit a protective bandage. In the case of inclement weather, competition management may permit the use of bell boots and/or protective bandages on the front legs.
3. **SPORT HORSE IN-HAND CLASSES.** Bridles are mandatory on horses three years and older. A bridle shall be a dressage-type snaffle bridle or hunter-type snaffle bridle. Snaffle may be with or without cheeks, keepers allowed. Use of a noseband is optional but if used, it must be a cavesson, flash, figure 8, mexican, dropped, or crescent style noseband. A split or single lead made of either leather or chain (or a combination of both) may be used, attached through both sides of the bit, with/or instead of reins. Horses aged two years may be shown in a bridle (as listed above), or a plain leather stable halter. Horses under age two years must be shown in a plain leather stable halter. Horses wearing nonconforming appointments will be eliminated from judging consideration.

- a. Conservative casual attire is recommended for the handler. This would include casual pants and shirt. Also acceptable would be Dressage or hunter attire including breeches, boots, shirt with tie, stock tie or choker collar. Jackets, hats, vests, and gloves are optional.

- b. The handler may carry only one whip, maximum length of six feet, including lash and without attachments (i.e. plastic bags, ribbons, etc.).

4. **SPORT HORSE UNDER SADDLE CLASSES.** Bridle shall be a dressage-type snaffle bridle with snaffle bit, or hunter-type snaffle or Pelham bridle is acceptable. In junior horse under saddle classes, snaffle bits are mandatory. Converters on Pelham bridle are not permitted and two reins are required. Snaffles may be with or without cheeks, keepers allowed. Unconventional bits may be penalized at the discretion of the judge, BUT kimberwicks and double bridles are prohibited. Cavesson nosebands are to be used, but flash nosebands would be acceptable when using a snaffle bridle with snaffle bit. Martingales are not permitted. A dressage, forward seat or English all purpose saddle is to be used. No saddle seat type saddles allowed. Girth may be leather or other suitable material. Horses wearing nonconforming appointments will be eliminated from judging consideration.

- a. Attire for Sport Horse Under Saddle will be either dressage or hunter attire. Dressage attire will be defined as white or light colored breeches, short riding coat of conservative color, with tie, choker or stock tie, boots, a hunt cap, derby, top hat or protective headgear. Hunter attire will be defined as light colored breeches, short riding coat of conservative color, with tie or choker, boots or smooth leather half-chaps, and hunt cap or protective headgear. It is recommended that attire reflect the appointments used on the horse.

- b. Gloves of conservative color are optional for either style of attire. Spurs and whip are optional. If a whip is used, it must be no longer than 43.3 inches or 110 cm including lash.

5. **SPORT HORSE SHOW HACK CLASSES.** Bridle shall be a dressage style snaffle bridle, or hunter style snaffle or Pelham bridle, or dressage style double bridle or hunter style double bridle is acceptable. Converters on Pelham bit not permitted and two reins are required. Kimberwick bit is prohibited. If using a double bridle of either style, the lever arm (length below the mouthpiece) must not exceed 3.94 inches or 10 cm. The inside diameter of the bridoon ring must not exceed 3.15 inches or 8 cm. Cavesson nosebands to be used but flash nosebands would be acceptable when using a snaffle bridle and snaffle bit.

Martingales are not permitted. A dressage, forward seat or English all-purpose saddle is to be used. No saddle seat type saddles allowed. Girth may be leather or other suitable material. Horses wearing non-conforming appointments will be eliminated from judging consideration.

- a. Conservatively colored short, dark coat, with tie, stock tie or choker collar, white or light colored breeches, boots or smooth leather half-chaps, hunt cap, derby, top hat or protective headgear.
- b. Formal attire consisting of white breeches, top hat and shadbelly coat may be worn. It is usual to wear such attire after 6:00 p.m. or in championship classes.
- c. Spurs and whip are optional. Please see AR159.4b.

AR160 Qualifying Gaits.

Innate quality movement is a priority in the Sport Horse classes. All gaits should be pure in rhythm, and should be without tension or resistance.

1. Walk
 - a. Walk. (also Normal Walk) The rhythm of the walk is 4 beats. The walk is to be regular and unconstrained.
 - b. Collected Walk. The rhythm is 4 beats. The stride maintains the marching quality of the normal walk, with hind legs well engaged but covers less ground.
 - c. Extended Walk. The rhythm is 4 beats. While maintaining the march quality, the horse does not rush, but with regular steps, will clearly show the hind feet touching the ground in front of the footprints of the forefeet. The rider allows the horse to stretch forward with head and neck, but does not release contact with the mouth.
2. Trot
 - a. Trot. (also Normal Trot) The rhythm of the trot is 2 beats. The trot is free, active and regular. The steps should be balanced and elastic with the horse demonstrating a supple back and well engaged hindquarters.
 - b. Collected Trot. The rhythm is 2 beats. The horse continues to move forward with impulsion, and demonstrates an ability to further engage the hocks, which allows the shoulders of the horse to become lighter and the stride to become shorter. The neck is raised and arched, but not constrained.
 - c. Extended Trot. The rhythm is 2 beats. The horse covers as much ground as possible, while maintaining regularity and balance. The stride lengthens as a result of great impulsion. The rider allows the horse, while remaining on the bit, to reach with its frame. The forefeet should touch the ground where they point. The transitions to and from should be balanced and smoothly executed.
3. Canter
 - a. Canter (also Normal Canter) The rhythm of the canter is 3 beats. The canter should be light, cadenced (rhythm with a suitable tempo combined with springy impulsion) and regular. Transitions should be without hesitation and balanced. The canter should always be straight on straight lines.
 - b. Collected Canter. The rhythm is 3 beats. The horse moves forward with impulsion, through increased engagement of the hindquarters and lightness of the forehand. The neck is raised and arched but not constrained. The back remains supple and the strides are shorter.
 - c. Extended Canter. The rhythm is 3 beats. The horse covers as much ground as possible while maintaining regularity and balance. The stride lengthens as a result of great impulsion from the hindquarters and the rider allows the horse to lower and extend the neck, without losing contact with the bit, or leaning.
4. Lengthening Stride. When a lengthening of stride is requested at walk, trot, or canter, the horse should maintain rhythm, regularity and balance, while reaching with the frame and stride. The rider should maintain contact with the bit, while allowing the lengthening. The strides should be more ground covering and the horse should remain calm and supple.
5. Hand Gallop. The rhythm is 3 beats. The hand gallop is performed with long, free, ground covering strides. The amount of ground covered will vary between horses due to the difference in the natural length of stride. The hand gallop shows a looser, freer elongation of stride and frame of the horse. The horse must remain mannerly, correct, and straight. Extreme speed to be penalized.

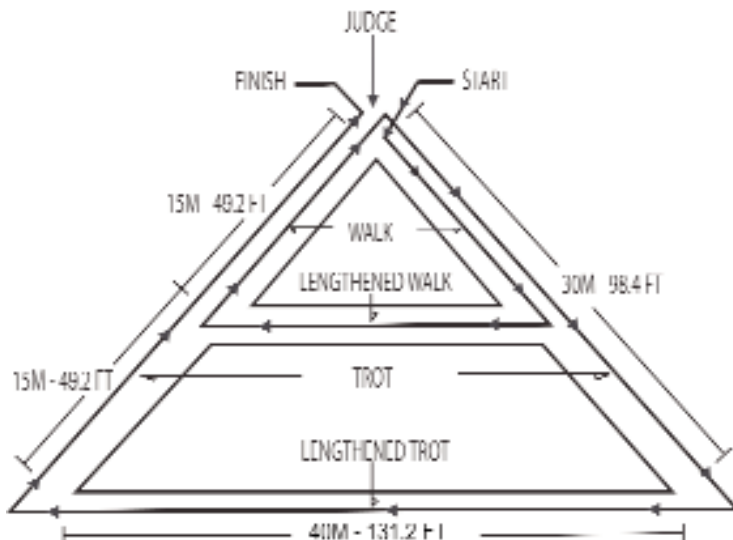
6. Rein-back. The rhythm is 2 beats. The feet are raised and set down by diagonal pairs. The horse should remain calm and obedient, lifting and setting down the feet, without shuffling.

AR161 Conduct of Classes.

1. ARABIAN SPORT HORSE IN-HAND CLASSES. The AHA Individual Score Sheet shall be used. Each judge will be assigned a scribe who will record scores and comments as dictated by the judge. Horses will be shown individually on the triangle.

a. Following a posted or announced order, or on request from the judge, entries in each class will approach the judging area one at a time, walk to the apex of the triangle. Conformation judging may take place before or after performance on the triangle, so wait for the judge's instructions. Wait for the judge's request to proceed on the triangle. The handler will lead the horse on the perimeter of the triangle at the walk and trot, returning to the apex and wait for further instructions. At the completion of the judging, the handler will lead the horse away from the judging area. The triangle may be adjusted to fit local conditions.

b. Triangle: Corners should be well defined. A marker will be used at the apex and at each corner to define placement of the turn for the exhibitor. Use of plants or flowers is allowed.



2. The horse is to be shown in an "open position," for conformation judging. The traditional way of showing open position would be with the right front leg slightly back and the right hind leg slightly forward; but as long as all four legs of the horse are visible to the judge when standing on either side of the horse, this would be acceptable. The horse's head and neck should be allowed to show in a natural and comfortable carriage, and the handler should stand away from the horse with a loose lead line.

3. ARABIAN SPORT HORSE GROUPS IN-HAND (Get of Sire/Produce of Dam).

The AHA Individual Score Sheet shall be used. Each judge will be assigned a scribe who will record scores and comments as dictated by the judge. Groups will be examined one group at a time, but not necessarily on the triangle. The judge will require the individuals of each group to move at the walk and trot. Horses shall stand for conformation judging before and/or after completion of the group's movement.

4. Foals may not be shown loose.

5. ARABIAN SPORT HORSE UNDER SADDLE. To enter the ring counterclockwise at the trot. To be shown at a walk, trot, and canter both directions of the ring. Judge may request lengthening of stride at any gait and may request horses to back in the line-up.

6. ARABIAN SPORT HORSE SHOW HACK. To enter the ring counterclockwise at the normal walk or normal trot. To be shown at a walk, trot, and canter; collected, normal and

extended gaits to be called for, and the hand gallop. Horses should stand quietly and back readily.

7. Judges are required to consider the performance at each gait equally in adjudicating Sport Horse under Saddle and Sport Horse Show Hack classes.

AR162 Arabian Sport Horse Class Specifications.

1. IN-HAND CLASSES. Horses shall be shown at the walk and trot on the triangle. The AHA Score Sheet is divided as follows:

Movement - 40% (20% for walk and 20% for trot)

Conformation - 40%

Expression, Manners, Willingness - 10%

Quality, Balance and Harmony, Suitability as a Sport Horse - 10%

Transmissible weaknesses or predisposition to unsoundness shall be penalized commensurate with severity.

2. GROUP CLASSES (Get of Sire, Produce of Dam). Horses will be judged at the walk and trot, but not necessarily on the triangle. Horse shall stand for conformation judging before and/or after completion of the group's movement. The AHA Score Sheet is divided as follows:

Movement - 40% (20% for walk and 20% for trot)

Conformation - 40%

Quality and Uniformity of Quality (Reproductive likeness) - 10%

Overall Quality, Balance, Harmony (Apparent ability of sire or dam to produce or beget Sport Horse performance or breeding stock - 10%.

3. UNDER SADDLE CLASSES. To be shown at the walk, trot, and canter both directions of the ring. Judge may request lengthening of stride at any gait and may request horse to back in the line-up.

a. OPEN, MAIDEN, NOVICE, LIMIT, STALLIONS, MARES, GELDINGS, LADIES, GENTLEMEN. To be judged on performance (purity and quality of gaits), manners, conformation, suitability as a Sport Horse and quality.

b. CHAMPIONSHIP. To be eligible, horse must have been entered, shown and judged in a designated Open qualifying class in the Sport Horse Under Saddle section at that competition. To be judged on performance (purity and quality of gaits), manners, conformation, suitability as a Sport Horse and quality.

c. JUNIOR HORSE. To be judged on quality, suitability as a Sport Horse, performance (purity and quality of gaits), conformation and manners. To be shown in a snaffle bit. Snaffle bit is defined as snaffle bit of at least 3/8" diameter as measured 1/2" from the ring. The snaffle bit may be jointed, double jointed or unjointed. French and Dr. Bristol snaffle bits are permitted.

d. JUNIOR HORSE CHAMPIONSHIP. To be eligible, horse must have been entered, shown and judged in a designated Junior Horse qualifying class in the Sport Horse Under Saddle section at that competition. To be judged on quality, suitability as a Sport Horse, performance (purity and quality of gaits), conformation and manners.

e. ATR, AOTR, AAOTR, JTR, JOTR. To be judged on manners, performance (purity and quality of gaits), suitability as a Sport Horse, conformation and quality.

f. CHAMPIONSHIP – ATR, AOTR, AAOTR, JTR, JOTR. To be eligible, horse must have been entered, shown and judged in a designated Amateur horse qualifying class in the Sport Horse Under Saddle section at that competition. To be judged on manners, performance (purity and quality of gaits), suitability as a Sport Horse, conformation and quality.

4. SPORT HORSE SHOW HACK CLASSES. To be shown at a walk, trot, and canter; collected, normal and extended gaits to be called for, and the hand gallop. Horses should stand quietly and back readily.

a. OPEN, MAIDEN, NOVICE, LIMIT, STALLIONS, MARES, GELDINGS, LADIES, GENTLEMEN. To be judged on performance, manners, quality, and conformation.

b. CHAMPIONSHIP. To be eligible, horse must have been entered, shown and judged in a designated Open qualifying class in the Sport Horse Show Hack section at that competition. To be judged on performance, manners, quality, and conformation.

c. ATR, AOTR, AAOTR, JTR, JOTR. To be judged on manners, performance, quality, and conformation.

d. CHAMPIONSHIP, ATR, AOTR, AAOTR, JTR, JOTR. To be eligible, horse must have

been entered, shown and judged in a designated amateur horse qualifying class in the Sport Horse Show Hack section at that competition. To be judged on manners, performance, quality and conformation.

AR163 Scoring Procedures.

1. The judge shall use the AHA approved individual score sheets for individual classes, and the individual group score sheet for group classes (Get of Sire/Produce of Dam). The AHA score sheets will be provided to competition management by AHA. Competition management may make as many individual copies as necessary for their competition. Score sheets are not required for Sport Horse Under Saddle or Sport Horse Show Hack classes.
2. Decimals may be used in scoring.
3. A scribe shall be provided for each judge whose main duty is to record the judge's scores and comments on the score sheets. The scribe may be asked to transfer scores from the individual sheets to the master score sheet.
4. Tied scores shall be broken first by referring to the totals of the movement scores. If still tied, the tie may be broken at the judge's discretion, by the use of decimals, or the horses may be examined again (movement only).
5. *When multiple judges officiate the same class, competition management may assign separate or shared triangles. In either case, judges will have separate score sheets and scribes. BOD 1/17/10 Effective immediately*
6. Scores shall be reported as a total based on the stated percentages against a possible total of 100% and all scores and placings must be posted. Unofficial scores may be posted during the class and/or final score may be posted at the end of each class.
7. If a mathematical error on the score sheet is discovered, it must be brought to the attention of competition management within one hour of the official posting of the scores from the last class of the competition day. Competition management must announce said posting, and must make score sheets available to competitors immediately.

SUBCHAPTER AR-14 EVENTING

AR164 Eventing.

Eventing classes/competitions held in the Arabian division are to be conducted in accordance with the Eventing Division, Chapter EV.

SUBCHAPTER AR-15 CARRIAGE PLEASURE DRIVING SECTION.

AR165 General.

1. Carriage Pleasure Driving classes held in the Arabian Division are to be conducted in accordance with Carriage Pleasure Driving Division, Chapter CP.

SUBCHAPTER AR-16 FORMAL DRIVING SECTION.

AR166 General.

1. Competitors to enter the ring in a counterclockwise direction at a trot.
2. Judges are required to consider the performance at each gait equally in adjudicating this class.
3. At the discretion of the competition management, one header per horse may be utilized to ensure the safety of the exhibitors. Headers must be properly attired. A plain unmarked smock is required.
4. In the interest of safety for horses with long tails, a short, inconspicuous braid or knot may be made in the end of the tail, permitting it to be fastened to the show vehicle.

AR167 Appointments.

1. To be shown in a light show harness, bridle with blinkers, overcheck (with separate overcheck bit) or sidecheck (separate sidecheck bit optional) and snaffle bit (straight or jointed). Equipment to be in sound condition.
2. A four-wheeled show vehicle is required.

AR168 Qualifying Gaits.

For gait descriptions, see AR117.

AR169 Arabian Formal Driving Class Specifications.

1. OPEN, MAIDEN, NOVICE, LIMIT, STALLIONS, MARES, GELDING, ATD, AOTD. To be shown at a walk and trot. To stand quietly and back readily. To be judged on performance, presence, manners, quality and conformation.
2. CHAMPIONSHIP. To be eligible, horse must have been entered, shown and judged in a designated qualifying class in the Arabian Formal Driving section at that competition. To be shown at a walk and trot. To stand quietly and back readily. To be judged on performance, presence, manners, quality and conformation.

SUBCHAPTER AR-17 PLEASURE DRIVING SECTION.**AR170 General.**

1. Competitors enter the ring in a counterclockwise direction at the normal trot.
2. Judges are required to consider the performance at each gait equally in adjudicating this class.
3. At the discretion of competition management, one header per horse may be utilized to ensure the safety of exhibitors. Header must be properly attired. A plain unmarked smock is required.
4. Cross entries are prohibited between the Arabian Pleasure Driving section and the Arabian Country Pleasure Driving and Arabian Country Pleasure sections and/or Arabian Country Pleasure Combination classes at the same competition.
5. In the interest of safety for horses with long tails, a short, inconspicuous braid or knot may be made in the end of the tail, permitting it to be fastened to the show vehicle.

AR171 Appointments.

1. To be shown in light show harness, bridle with blinkers, overcheck (with separate overcheck bit) or side check (separate sidecheck bit optional), and snaffle bit (straight or jointed). Equipment to be in sound condition.
2. Either a two or four-wheeled vehicle suitable to the horse is required. Use of a two-wheeled vehicle is encouraged.

AR172 Qualifying Gaits.

For gait descriptions, see AR121.

AR173 Arabian Pleasure Driving Class Specifications.

1. OPEN, MAIDEN, NOVICE, LIMIT, STALLIONS, MARES, GELDINGS. To be shown at a walk, normal trot and strong trot (Extreme speed to be penalized). To stand quietly and back readily. To be judged on manners, quality and performance.
2. JUNIOR HORSE (five years old and under). To be shown at a walk, normal trot, strong trot (Extreme speed to be penalized). To stand quietly and back readily. To be judged on quality, manners, and performance.
3. ATD, JTD, AOTD, LADIES, GENTLEMEN. To be shown at a walk, normal trot and strong trot (Extreme speed to be penalized). To stand quietly and back readily. To be judged on manners, performance and quality.
4. CHAMPIONSHIP. To be eligible, horse must have been entered, shown and judged in a designated qualifying class in the Arabian Pleasure Driving section at that competition. To be shown at a walk, normal trot and strong trot (Extreme speed to be penalized). To stand quietly and back readily. To be judged on manners, quality and performance.
5. CHAMPIONSHIP - JUNIOR HORSE. To be eligible, horse must have been entered, shown and judged in a designated qualifying class for junior horses in the Arabian Pleasure Driving section at that competition. To be shown at a walk, normal trot and strong trot (Extreme speed to be penalized). To stand quietly and back readily. To be judged on quality, manners and performance.
6. CHAMPIONSHIP - ATD, JTD, AOTD. To be eligible, horse must have been entered, shown and judged in a designated qualifying class in the Arabian Pleasure Driving section for amateurs, owners or junior exhibitors at that competition. To be shown at a walk, normal trot and strong trot (Extreme speed to be penalized). To stand quietly and back readily. To be judged on manners, performance and quality.

SUBCHAPTER AR-18 COUNTRY PLEASURE DRIVING SECTION.

AR174 General.

1. Competitors enter the ring in a counterclockwise direction at the normal trot.
2. Judges are required to consider all gaits equally in adjudicating this class.
3. At the discretion of competition management, one header per horse may be utilized to ensure the safety of the exhibitors. Headers must be properly attired. A plain unmarked smock is required.
4. Cross entries are prohibited between the Arabian Country Pleasure Driving and Arabian Pleasure Driving, and Arabian English Pleasure sections and/or Informal Combination classes at the same competition.
5. In the interest of safety for horses with long tails, a short, inconspicuous braid or knot may be made in the end of the tail, permitting it to be fastened to the show vehicle.

AR175 Appointments.

1. To be shown in light show harness or harness appropriate for vehicle, bridle with blinkers, overcheck (with separate overcheck bit) or sidecheck (separate sidecheck bit optional), and snaffle bit (straight or jointed). Equipment to be in sound condition.
2. A two-wheeled vehicle is required. Driver only is permitted in vehicle.

AR176 Qualifying Gaits.

For gait descriptions, see AR125.

AR177 Arabian Country Pleasure Driving Class Specifications.

1. OPEN, MAIDEN, NOVICE, LIMIT, STALLIONS, MARES, GELDINGS. To be shown at the walk, normal trot and strong trot. To stand quietly and back readily. To be judged on attitude, manners, performance, quality and conformation.
2. JUNIOR HORSE (five years and under). To be shown at a walk, normal trot and strong trot. To stand quietly and back readily. To be judged on attitude, manners, quality and performance.
3. ATD, JTD, AOTD. To be shown at a walk, normal trot and strong trot. To stand quietly and back readily. To be judged on attitude, manners, performance, quality, conformation and suitability of horse to driver.
4. CHAMPIONSHIP. To be eligible, horse must have been entered, shown and judged in a designated qualifying class in the Arabian Country Pleasure Driving section at that competition. To be shown at a walk, normal trot and strong trot. To stand quietly and back readily. To be judged on attitude, manners, performance, quality and conformation.
5. CHAMPIONSHIP - JUNIOR HORSE. To be eligible, horse must have been entered, shown and judged in a designated qualifying class for junior horses in the Arabian Country Pleasure Driving section at that competition. To be shown at a walk, normal trot and strong trot. To stand quietly and back readily. To be judged on attitude, manners, quality and performance.
6. CHAMPIONSHIP - ATD, JTD, AOTD. To be eligible, horse must have been entered, shown and judged in a designated qualifying class in the Arabian Country Pleasure Driving section for amateurs, owners, or junior exhibitors at that competition. To be shown at a walk, normal trot and strong trot. To stand quietly and back readily. To be judged on attitude, manners, performance, quality, conformation and suitability of horse to driver.

SUBCHAPTER AR-19 ROADSTER SECTION.

AR178 General.

1. Horses to enter the ring clockwise at the jog-trot, then show at the road gait, reverse at either the jog trot or walk and show counterclockwise at the jog-trot, road gait and then trot at speed.
2. Judges are required to consider all gaits equally in adjudicating this class.
3. Horses to stand quietly in the line up. Attendants not permitted except in amateur classes. Exhibitors not to leave the bike except to make necessary adjustments. Exhibitors may, however, uncheck and stand at horse's head when left in the center of the ring while a part of the class is on the rail for a workout.

AR179 Appointments.

1. To be shown in light show harness, bridle with blinkers of square pattern, overcheck and separate overcheck bit, snaffle bit (straight or jointed) to a bike.
2. Unweighted boots such as quarter boots or bell boots are optional.
3. Exhibitor shall wear stable colors, cap and jacket to match. Protective headgear may be worn without penalty. (See GR801)
4. In the interest of safety for horses with long tails, a short, inconspicuous braid or knot may be made in the end of the tail, permitting it to be fastened to the show vehicle.

AR180 Qualifying Gaits.

1. The principal gait of the Roadster is the trot. Horses shall be asked to trot at three different speeds, the slow jog-trot, the fast road gait and then at speed. Judges may ask a Roadster to walk.
2. The horse should be in form at all gaits, with folding of the knees, flexion of the hocks and be balanced with a true square trot. Horses that are pacey or mixed gaited or that break from the trot shall be strongly penalized.
3. The horse should have animation, brilliance and competition ring presence.

AR181 Arabian Roadster Class Specifications.

1. OPEN, MAIDEN, NOVICE, LIMIT, STALLIONS, MARES, GELDINGS. To be shown to a bike at a jog-trot, road gait, and then at speed. To be judged on performance, speed, quality and manners.
2. ATD, JTD, AOTD, LADIES, GENTLEMEN. To be shown to a bike at a jog-trot, road gait and then at speed. To be judged on manners, performance, speed and quality. One attendant may head the horse.
3. CHAMPIONSHIP. To be eligible, horse must have been entered, shown and judged in a designated qualifying class in the Arabian Roadster (bike) section at that competition. To be shown to a bike at a jog-trot, road gait and then at speed. To be judged on performance, speed, quality and manners.
4. CHAMPIONSHIP - ATD. To be eligible, horse must have been entered, shown and judged in a designated qualifying class in the Arabian Roadster (bike) section for amateurs at that competition. To be shown to a bike at a jog-trot, road gait, and then at speed. To be judged on manners, performance, speed and quality. One attendant may head the horse.
5. ROADSTER UNDER SADDLE. To be shown under English saddle and with an open bridle using a snaffle bit and a single rein or a snaffle bit and running martingale with either a single or double rein. To be shown at a jog-trot, road gait and at speed. To be judged on performance, speed, quality and manners.

SUBCHAPTER AR-20 COMBINATION CLASSES SECTION.**AR182 General.**

1. Competitors to enter ring in a counterclockwise direction at the normal trot.
2. Judges must consider all gaits equally in adjudicating this class.
3. Horses to be shown both directions of the ring at all required gaits as a harness horse. Competitors will be called to the line up, horses unhitched and saddled, then returned to the rail to be shown under saddle at required gaits both directions of the ring.
4. Two attendants per entry are allowed to assist the changing of tack. Attendants must be properly attired. A plain, unmarked smock is required.
5. The bridle must not be removed prior to the horse being completely unhitched from the buggy or cart.
6. Prize list must specify whether or not the rider and driver must be the same individual.

AR183 Formal Combination.

OPEN, AOTR/D, CHAMPIONSHIP. To be shown in harness as a Formal Driving horse and under saddle as a Park Horse. For rules governing appointments and qualifying gaits for this class, see Subchapters AR-4 and AR-15.

AR184 Informal Combination. OPEN, AOTR/D, CHAMPIONSHIP.

1. To be shown in harness as a Pleasure Driving horse and under saddle as an English Pleasure horse. For rules governing appointments and qualifying gaits for this class, see Subchapters AR-5 and AR-16.

2. Cross entries are prohibited between the Informal Combination class and any class in the Country English Pleasure or Country Pleasure Driving sections at the same competition.

AR185 Country Pleasure Combination. OPEN, AOTR/D, CHAMPIONSHIP.

1. To be shown in harness as a Country Pleasure Driving horse and under saddle as a Country English Pleasure horse. For rules governing appointments and qualifying gaits for this class, see Subchapters AR-6 and AR-18.
2. Cross entries are prohibited between the Country Pleasure Combination class and any class in the English Pleasure or Pleasure Driving sections at the same competition.

SUBCHAPTER AR-21 MOUNTED NATIVE COSTUME SECTION.

AR186 General.

1. Rider must have complete control of horse at all times.
2. Competitors enter the ring in a counterclockwise direction at the canter.
3. Judges are required to consider all gaits equally in adjudicating this class.
4. It is suggested that horses line up head-to-tail the length of ring.

AR187 Appointments.

1. Bridle may consist of bit, hackamore or other suitable headstall. Safety is of the utmost importance in tack and attire. Decorations in keeping with colorful desert regalia shall be added to equipment.
2. No martingales or tie downs permitted.
3. Attire shall consist of native (Bedouin) type costume including flowing cape or coat, pantaloons, head dress, scarf or sash. No object may be carried in either or both hands other than reins, a portion of an aba, and/or a riding crop or whip. Protective headgear may be worn without penalty. (See General Rules, GR801)
4. Spurs, whip or crop optional, at the exhibitor's discretion.

AR188 Qualifying Gaits.

Extreme or reckless speed to be penalized. For description of gaits, see AR121.

AR189 Arabian Mounted Native Costume Class Specifications.

1. OPEN, MAIDEN, NOVICE, LIMIT, STALLIONS, MARES, GELDINGS, ATR, JTR, AOTR, AAOTR, JOTR. To be shown at a walk, canter and hand gallop; extreme or reckless speed to be penalized. Horses shall stand quietly and back readily. To be judged 75% on performance and manners; 25% on appointments.
2. CHAMPIONSHIP. To be eligible, horse must have been entered, shown and judged in a designated qualifying class in the Arabian Native Costume section. To be shown at a walk, canter and hand gallop; extreme or reckless speed to be penalized. Horses shall stand quietly and back readily. To be judged 75% on performance and manners; 25% on appointments.

SUBCHAPTER AR-22 LADIES SIDE SADDLE SECTION.

AR190 General.

1. Competitors enter the ring in a counterclockwise direction at the trot or jog-trot.
2. Judges must consider all gaits equally in adjudicating this class.
3. When entries warrant, it is recommended that side saddle classes be divided into English or Western.
4. Safety is of the utmost importance in tack and attire, judges should penalize exhibitors not conforming to good safety practices.

AR191 Appointments.

1. Bridle: See Rules AR120.1, AR128.1, AR132.1, AR143.1, and AR195.2. Appropriate bridle of style depicted by a period costume is also acceptable.
2. Martingales or tie downs are prohibited.
3. Saddle: Appropriate side saddle, either English or Western style.
4. Attire: English (hunt, show hack, or saddle seat). A shirt (long-sleeved if western), and skirt, divided skirt or apron, hat, and boots are required. For specific recommendations regarding attire refer to WS104.2 and WS104.3 (Western), HU127 (Hunter). Period attire is also acceptable and encouraged to be researched as to the authenticity of the entire cos-

tume. Hat and boots required. Protective headgear may be worn without penalty. (See GR801)

5. Spur, whip or crop optional, at the exhibitor's discretion.

6. Competitors must be penalized for incomplete appointments but not necessarily disqualified. Protective headgear may be worn without penalty. (See General Rules, GR801)

AR192 Qualifying Gaits.

The side saddle horse should give the distinct impression that it is a comfortable mount to ride. A good ground-covering walk, a comfortable trot or jog-trot, and easy flowing canter or lope is desirable. Transitions from one gait to another should be smooth and effortless. Riders may sit or post to the trot.

AR193 Arabian Ladies Side Saddle Class Specifications.

ENGLISH (HUNT, SHOW HACK, OR SADDLE SEAT), WESTERN/ENGLISH (HUNT, SHOW HACK, OR SADDLE SEAT), WESTERN. To be shown both directions of the ring at the walk, trot or jog-trot, canter or lope. Horses should back readily if requested by the judge and stand quietly. To be judged 85% on manners, performance, suitability, quality and conformation; 15% on appropriate side saddle attire. Manners and suitability of purpose shall be emphasized. (Suitability refers to the horse being suitable as a side saddle mount.)

SUBCHAPTER AR-23 WESTERN PLEASURE SECTION.

AR194 General.

1. Competitors enter the ring in a counterclockwise direction at the jog-trot.

2. Light contact with horse's mouth must be maintained at all gaits.

3. Judges must consider all gaits equally in adjudicating this class.

4. If bridles are to be checked, it is the sole decision of the judge to do so. The judge may designate the steward to check bridles at the out gate. Riders must dismount.

AR195 Appointments.

1. Competitors must be penalized for incomplete appointments, but not necessarily disqualified. (Exception: See AR195.8).

2. Bridle. Any western type headstall without noseband in conjunction with any standard western bit shall be allowed. A standard western bit is defined as having a shank with a maximum length overall of 8 1/2". The mouthpiece will consist of a metal bar 5/16" to 3/4" in diameter as measured one inch in from the shank. The bars may be inlaid but must be smooth or latex wrapped. Nothing may protrude below the mouthpiece (bar) such as extensions, prongs, or rivets designed to intimidate the horse. Rollers attached to the center of the bit are acceptable, and may extend below the bar. Jointed mouthpieces are acceptable and may consist of two or three pieces and may have one or two joints. A three piece mouthpiece may include a connecting ring of 1 1/4" or less in diameter or a connecting flat bar of 3/8" to 3/4" (measured top to bottom with a maximum length of two 2"), which lies flat in the mouth, or a roller or port as described herein. The port must be no higher than 3 1/2" with roller(s) and covers acceptable. Jointed mouthpieces, half-breeds, and spade bits are standard. Slip or gag bits, rigid donut mouthpieces and flat polo mouthpieces are prohibited. Roping bits with both reins connected to a single ring at center of crossbar shall not be used. Reins must be attached to each shank. Curb chains, if used, and flat leather chin straps must be at least 1/2" in width and lie flat against the jaws of the horse. No wire, rawhide, metal or other substance can be used in conjunction with or as part of the flat leather chin strap, or curb chain. Round, rolled, braided or rawhide curb straps are prohibited, except when used on a ring snaffle when applied below the reins. A light lip strap is permissible. See illustration in Western & Reining Division. Any rein design or other device which increases the effective length and thereby the leverage of the shank of a standard Western bit is prohibited (see AR101.6).

3. Hackamore (Bosal) or standard snaffle are permitted in any class on horses five years old and under, unless prohibited in the prize list. A standard snaffle bit is defined as a center jointed single, rounded, unwrapped, smooth mouthpiece of 5/16" to 3/4" diameter metal as measured from ring to 1" in from the ring with a gradual decrease to the center of the snaffle. The rings may be from 2" to 4" outside diameter of either the loose type, eggbutt, dee, or center mounted without cheeks. If a curb strap is used it must be attached below the reins. A horse shown in either a hackamore or snaffle must never have been shown in any

Western event in a bridle (except Arabian, Half-Arabian/Anglo-Arabian reining and working cow horses - see AR199). A hackamore includes a bosal rounded in shape and constructed of braided rawhide or leather and must have a flexible non-metallic core, attached to a suitable headstall. No other material of any kind is to be used in conjunction with the bosal, i.e., steel, metal or chains (Exception: smooth, plastic electrical tape is acceptable if applied in a smooth, untwisted manner). Two hands may be used on hackamore (Bosal) and Western snaffle reins. Attached reins may be of hair, rope, or leather. Both hands must be visible to the judge.

4. Split reins or closed reins are equally acceptable. Only one hand may be used on reins and hands must not be changed except to negotiate an obstacle in a Trail Horse Class. Hand to be around reins. When ends of split reins fall on side of reining hand, one finger between reins is permitted. When using romal or when ends of split reins are held in hand not used for reining, no finger between reins is allowed. Rider may hold romal or end of split reins to keep them from swinging and to adjust the position of the reins provided it is held with at least 16 inches of rein between the hands.
5. Rope, riata and/or hobbles are optional.
6. Hackamore bits, cavesson type nosebands, martingales and tie-downs are prohibited.
7. Saddle: Any standard stock saddle is permissible, but silver equipment will not count over a good working outfit. Tapaderos may not be used.
8. Riders shall wear Western hat, long-sleeved shirt with any type collar, trousers or pants (one piece long sleeved equitation suit is acceptable provided it includes a collar). Chaps, shotgun chaps, or chinks, and boots required. A vest, jacket, coat, and/or sweater may also be worn. Protective headgear may be worn without penalty. (See GR801)
9. Spurs are optional at the discretion of the exhibitor.
10. Boots and/or bandages are permitted in Reining, Working Cow and Cutting classes (See AR112.7).

AR196 Qualifying Gaits.

The good western pleasure horse has a comfortable free flowing stride of reasonable length in keeping with the individual's conformation. It should cover a reasonable amount of ground with little effort. Ideally, the horse should have a balanced, sweeping motion that requires no more than light contact by the rider. The head and neck serve as a balance arm and are carried in a relaxed, natural position appropriate for each individual's own conformation. Maximum credit should be given to the responsive, confident, willingly guided horse that performs all the required gaits correctly with strength and finesse. The horse should be balanced in all aspects; conformation, gait and disposition. Such a horse is an athlete that goes softly and gives the appearance of being fit and capable of the tasks. Ultimately, the horse is very eye appealing and gives the impression of being a pleasure to ride. Light contact should be measured by a horse's response to the rider's hands, seat and legs and not merely by the tension in the reins. However, an excessively draped rein is just as undesirable as extremely tight rein. Subtle cues are desirable, while an absence of cues is not. The individual that willingly and quietly responds to subtle cues by the rider is performing with light contact. For performance criteria, see Chapter WS, Western Pleasure Chart.

1. Walk, a four-beat gait: True, flat footed and ground covering.
2. Jog-Trot, a two-beat gait: Free, square, slow and easy.
3. Lope, a true three-beat gait: Smooth, slow, easy and straight on both leads.
4. Hand Gallop: A real hand gallop, not merely an extended lope, extreme speed to be penalized. There should be a distinct difference between the lope and the hand gallop.

AR197 Arabian Western Pleasure Class Specifications.

1. OPEN, MAIDEN, NOVICE, LIMIT, STALLIONS, MARES, GELDINGS. To be shown at a walk, jog-trot, lope and hand gallop. Extreme speed to be penalized. To be judged on manners, performance, substance, quality and conformation.
2. JUNIOR HORSE (five years and under). To be shown at a walk, jog-trot and lope. To be shown in a snaffle bit or hackamore (See AR195.3). To be judged on substance, quality, performance and manners.
3. ATR, JTR, AOTR, AAOTr, JOTR, SELECT, LADIES, GENTLEMEN. To be shown at a walk, jog-trot and lope. To be judged on manners, performance, suitability of horse to rider, substance, quality and conformation.

4. **CHAMPIONSHIP.** To be eligible, horse must have been entered, shown and judged in a designated qualifying class in the Arabian Western Pleasure section at that competition. To be shown at a walk, jog-trot, lope and hand gallop; extreme speed to be penalized. To be judged on manners, performance, substance, quality, conformation and attitude.

5. **CHAMPIONSHIP - JUNIOR HORSE.** To be eligible, horse must have been entered, shown and judged in a designated qualifying class for junior horses in the Arabian Western Pleasure section at that competition. To be shown at a walk, jog-trot and lope. To be shown in a snaffle bit or hackamore (See AR195.3). To be judged on substance, quality, performance, manners and attitude.

6. **CHAMPIONSHIP - ATR, JTR, AOTR, AAOTR, JOTR, SELECT.** To be eligible, horse must have been entered, shown and judged in a designated qualifying class in the Arabian Western Pleasure section for amateurs, owners or junior exhibitors at that competition. To be shown at a walk, jog-trot and lope. To be judged on manners, performance, suitability of horse to rider, substance, quality, conformation and attitude.

SUBCHAPTER AR-24 WORKING WESTERN SECTION.

AR198 General.

1. The order of go will be drawn. The competition management shall announce to the exhibitors a specified time and place that the drawing will occur. The management will have numbers (one through the total number entered) equal to the number of horses entered in the class in a basket (i.e. hat or something similar).

At the announced specified time that the draw will take place, all exhibitors wishing to make their own draw will assemble with the management. The management will call, in program order, the exhibitors with multiple horses to draw first. Exhibitors with multiple horses will not be back to back, where total number of horses entered will permit. If an exhibitor with multiple horses draws back to back, he puts the last number drawn back in the hat and re-draws. The management will then call the remaining exhibitors, in program order, to draw from the hat. No horse shall perform as the first horse in more than one class (go-around/section) per competition unless there are more classes than horses. If a horse is drawn up first for the second time, exhibitor puts the number back and re-draws. The number drawn will be that exhibitor's order of go. **NO CHANGES** with the exception of an extraordinary circumstance as determined by the judge(s) and steward(s). Management will draw for those exhibitors who do not appear for the announced drawing. When the number of horses in a class permits, riders with multiple horses must be drawn with a minimum of two horses spread between runs.

2. The order of go will be posted at least one hour before the start of the class.

3. When specified patterns are required, patterns for each class must be posted at least one hour prior to the start of the class. The posted pattern is to be followed unless a change becomes necessary due to safety considerations. If a pattern or course is posted and publicly announced and there is a discrepancy between the posted and the announced pattern, the posted pattern is to be followed.

4. Use of videotape. Videotape may be used by the judge(s) to review any entry's performance only in a class in which entries perform individually.

a. The videotape must be provided by an "official competition videographer," and the judge must have reason to believe all horses have been videotaped;

b. Whether or not to review the videotape is the sole discretion of the judge(s), and the decision of the judge(s) in this regard is non-protetable;

c. The judge's decision to review the videotaped performance must be made prior to announcing the official results of the class;

d. If a judge decides to review any videotaped performance in a class, the official results of the class must be delayed until after the review and a decision has been made.

e. For Reining classes, refer also to Reining Rule, RN103.14.

AR199 Appointments.

For rules regarding correct attire and appointments, refer to AR195. Horses entered in Junior Horse classes must be shown in a snaffle bit or hackamore (See AR195.3). A Reining or Working Cow Horse Junior Horse that has been shown in a Western event in a bridle may compete in a Junior Horse Reining or Working Cow Horse class wearing a hackamore or snaffle.

AR200 General Scoring.

1. When a judge is adjudicating in a multiple judge system, the scores should be transferred to the ring steward or clerk in a manner that the other judges do not hear their score.
2. All individual judges of Arabian Reining Horse, Reined Cow Horse and Working Cow Horse classes are required to announce the score of each competitor immediately following each horse's work. When more than one judge is used, scores will be totaled to determine the placings of the class. When one judge is used, his/her score will place the class.
3. Ties for first place, Champion, Reserve Champion, fifth in a Top Five and tenth in a Top Ten class will be worked off using the same pattern, order of go and scoring technique as was used in the event; however, there will not be more than one work off. Exhibitors disqualified in a work-off cannot be placed any lower than the lowest consecutive placing which results from breaking the tie. Ties for second place in a non-championship class will stand tied and all involved exhibitors will qualify for AHA Regional competition; prize money (if any) for the placings involved will be added together and equally split between the respective exhibitors. All other ties are not worked off and will involve as many places as there are horses tied. Prize money (if any) for the placings involved will be added together and equally split between the respective exhibitors. Ties for sixth in a Top Five and 11th in a Top Ten will be broken by a flip of a coin by the steward in the presence of the riders involved. If a mathematical error on a score sheet is discovered, it must be brought to the attention of the competition management. A class will be complete and the posted scores will be considered "official" thirty minutes following the last class of the day.
4. In Working Cow Horse classes where there is more than one go-round, all horses will compete in both go-rounds. The top horses will then return for the Final go-round, for Working Cow Horse, the order of go shall be drawn for all sections. Scores will be accumulative through the Final class. Champion and Reserve Champion, Top Five and Top Ten will be determined by total accumulated score of all works. Ties will be broken in accordance with AR200.3.
5. It is mandatory that judges use the prescribed score sheet for Reining, Reined Cow Horse and Working Cow classes and it is mandatory that the score sheet (or a copy) be posted immediately after each class. Score sheets may be obtained by writing: AHA, 10805 Bethany Drive, Aurora, CO 80014.

AR201 Reining Horse - General.

For rules regarding Reining Horse classes refer to Chapter RN, Reining Horse Division, Subchapter I, Judging (Exception: Rules RN101.6, there is no restriction on the number of horses a rider may show in a class; and Rules RN102.2, .3, .4, .5). See Rules AR195 for rules regarding attire and appointments.) For Reining Patterns a judge may select, see Subchapter RN-2, Patterns. *EC 6/21/10 Effective immediately*

AR202 Patterns

Judges may choose from patterns in RN107. In patterns with runs down the center of the arena, competitors must go past the end markers. In patterns with runs around the end of the arena, competitors must go past the center markers.

AR203 Reining Horse Class Specifications.

1. OPEN, MAIDEN, NOVICE, LIMIT, STALLIONS, MARES, GELDINGS, JUNIOR HORSE, HACKAMORE (BOSAL), ATR, JTR, AOTR, AAOTR, JOTR, LADIES, GENTLEMEN. Exhibitors to perform a pattern from Reining Rule, RN107, as instructed by the judge.
2. CHAMPIONSHIP. To be eligible, horse must have been entered, shown and judged in a designated qualifying Arabian Reining Horse class at that competition. Exhibitors to perform a pattern from Reining Rule, RN107, as instructed by the judge.
3. CHAMPIONSHIP - ATR, JTR, AOTR, AAOTR, JOTR. To be eligible, horse must have been entered, shown and judged in a designated qualifying Arabian Reining Horse class for amateurs and/or owners at that competition. Exhibitors to perform a pattern from Reining Rule, RN107 as instructed by the judge.

AR204 Working Cow Horse - General.

1. For rules governing class conduct and penalties see the Western Chapter, Subchapter WS-2.

2. In the Arabian and Half Arabian/Anglo Arabian Division, only cow work is required in the Working Cow classes, but both phases are required in the Reined Cow Horse classes.

3. Exhibitors in classes held in the Arabian Division have twenty (20) seconds after the close of the gate to signal for a new cow, or shall work the assigned cow with the exception that the judge decides if the exhibitor warrants a new cow.

AR205 Working Cow Horse Class Specifications.

1. BITTED, HACKAMORE (BOSAL). For competitions offering only one Working Cow Horse class, bitted and hackamore horses shall compete together. Dry work may not be required.

2. OPEN, MAIDEN, NOVICE, LIMIT, STALLIONS, MARES, GELDINGS, JUNIOR HORSE, ATR, JTR, AOTR, AAOTr, JOTR, LADIES, GENTLEMEN classes may be offered.

3. CHAMPIONSHIP. To be eligible, horses must have been entered, shown and judged in a designated qualifying Arabian Working Cow Horse class at that competition. Dry work may not be required.

AR206 Reined Cow Horse - General.

For rules governing Reined Cow Horse classes, see Western Division Subchapter WS-2.

AR207 Reined Cow Horse Class Specifications.

1. BITTED, HACKAMORE (BOSAL). For competitions offering only one Reined Cow Horse class, bitted and hackamore horses shall compete together.

2. OPEN, MAIDEN, NOVICE, LIMIT, STALLIONS, MARES, GELDINGS, JUNIOR HORSE, ATR, JTR, AOTR, AAOTr, JOTR, LADIES, GENTLEMEN classes may be offered.

3. CHAMPIONSHIP. To be eligible, horses must have been entered shown and judged in a designated qualifying Arabian Reined Cow Horse class at that competition.

AR208 Trail Horse - General

The class conduct and scoring system procedures stated herein shall be used in adjudication of all Trail classes in the Arabian division. Competition Management shall provide scribe(s) at judge(s) request.

A trail horse is one that can maneuver through a course of obstacles with physical skill, expression and a good mental attitude. It should travel through and between obstacles with an inquisitive desire to go forward without compromising its calm, relaxed attitude and way of going. It should approach each obstacle squarely with authority and correct form, with its own style, yet maintaining its willingness to be dictated to completely by the rider with no apparent resistance.

Maximum credit should be given to the trail horse that negotiates its way through an entire course efficiently, in a timely manner, without excessive hesitation, with curiosity, expression, smoothness and style; in a manner that raises the degree of difficulty without sacrificing carefulness, control, and/ or attitude. Ultimately, the trail horse is skillful, eye appealing, confident, and leaves one with the impression of being sure, safe and a pleasure to ride over a course of obstacles.

Trail horses being shown in closed reins may be hobbled when instructed to ground tie in a class.

AR209 Trail Course Designers.

1. It is recommended that a Course Designer be contracted for all shows and his/her name appear in the prize list. It is recommended that the Course Designer be present and available to the trail arena at all times during the trail classes.

2. It is required that a Course Designer, separate from one of the judges, be contracted at every Regional and National Championship Competition and his/her name appear in the prize list. At Regional and National Competitions, the Course Designer must be present and available to the trail arena at all times during the trail classes.

3. The Course Designer may judge or be an official.

4. Neither the Course Designer nor a member of his/her family may be a trainer, coach, exhibitor or rider in classes which he/she designs.

5. The Course Designer must supply the judges and office with copies of the trail courses each day, to comply with course posting requirements.

6. The Course Designer must be a USEF/EC Senior Member in good standing.

AR210 Conduct and Definitions

1. All entered exhibitors will be allowed to walk and inspect the course with the judge and with the course designer, if present, prior to the start of the class. In amateur and junior exhibitor classes, exhibitors may be accompanied by their trainer.

- a. No time outs will be allowed.
 - b. All horses enter the arena with a score of 70. With each obstacle, the judge will instruct a scribe to assign a score as well as any appropriate penalties if one or more occurs. At the end of the work, obstacle scores will be totaled. Any penalties will then be subtracted to arrive at a final score. All horses are judged from the time they enter the arena until the completion of the last obstacle.
 - c. Judge(s) may review official video on no score, zero, 10 point, or 5 point penalties only. Refer to AR198.4. (Video review is solely the judge(s) decision.)
 - d. Refer to USEF Chapter WS Subchapter WS-3, WS121 Conduct, and WS125 for the mandatory obstacle dimensions with the following exceptions:
 - (1) In Amateur and Junior to ride classes jumps, mounted, may not exceed 18".
 - (2) Lead over jumps must not exceed 12".
 - (3) Bridges must be built of sturdy design non slip surface and a bridge should be approximately 3' wide and approximately 6' long. Any bridge deemed to be unsafe by the judge must be altered or removed.
 - (4) For lope overs, a distance of 6'-6'6" is preferred.
 - (5) Tarps are prohibited to be used within an obstacle, defined as where the entry will be expected to walk, jog, lope or back. They can be used for decorative purposes but must be secured.
2. Knockdown: When any component, element, or portion of an obstacle is displaced from its original position-by horse or rider.
3. Refusal: Any action taken by the horse to avoid performing an obstacle, part of a combination of obstacles or portion of a trail course. These actions may include, but are not limited to the following:
- a. Balking: (Any action that results in a horse blatantly and continuously refusing a rider's command).
 - b. Evading or running past an obstacle to be negotiated.
 - c. Each complete loss of the gate determined by the entry letting go of gate or dropping a rope gate.
 - d. Any blatant action by the horse that demonstrates an unwillingness to approach, negotiate and/or complete an obstacle.

At the judge's discretion or when a judge has deemed three (3) refusals have occurred at an obstacle the exhibitor will proceed to the next obstacle. (In multiple judging situations the call judge will determine when to instruct the exhibitor to proceed to the next obstacle.)

NOTE: Any time a judge instructs an exhibitor to proceed to the next obstacle, a five (5) point penalty will apply for being asked to move to another obstacle and as such is not in accordance with course direction. This penalty is in addition to the two (2) five (5) point penalties received for refusals or blatant disobedience for a total of three (3) five (5) point penalties.

4. Off Course:
 - a. Taking an obstacle in the wrong direction.
 - b. Deliberately failing to enter, exit, or work obstacle from correct side or direction.
 - c. Negotiating an obstacle in the wrong sequence including skipping an obstacle unless directed by the judge.
 - d. Not following the correct line of travel (i.e. the drawn pattern and Judge's instruction/direction).
 - e. Pulling gate when designated to push in course directions (or vice versa) or when using a rope gate, walking through gate when designated to back through (or vice versa).
 - f. Sidepassing the wrong end of a horse in slot.
 - g. Riding outside designated boundary marker of the course.

AR211 Trail Scoring General

Each obstacle will be scored as follows:

+3 EXCELLENT: The horse approaches and negotiates obstacle in correct form with definite style. The horse performs in an efficient manner with curiosity and athleticism, while maintaining the qualities of an ideal trail horse. The horse's performance over the obstacle is VISUALLY IMPRESSIVE.

+2 VERY GOOD: The horse approaches and negotiates obstacle in correct form with noticeable style. This horse definitely displays many qualities of the ideal trail horse. The horse's performance over the obstacle is VISUALLY ATTRACTIVE.

+1 GOOD: The horse approaches and negotiates obstacle in correct form with some degree of style. This horse may display some qualities of the ideal trail horse, but lacks those qualities to the degree they are exhibited by the Very Good or Excellent performer. The horse's performance over the obstacle is VISUALLY PLEASING.

O AVERAGE: For the most part, horse approaches and negotiates obstacle in correct form. Minimal style is exhibited. If the horse's performance displays any qualities of the ideal trail horse they are negated by slight errors in form. The horse's performance over the obstacle leaves a visually NEUTRAL IMPRESSION.

-1 POOR: The horse fails in some way to approach and/or negotiate obstacle in correct form. There is a noticeable void in some of the qualities of the ideal trail horse. Willingness to guide or control may have been compromised but not safety.

-2 VERY POOR: The horse approaches and negotiates obstacle, but noticeably fails to do so in correct form. There is a definite deficiency in the qualities of the ideal trail horse. Safety may have been compromised. The horse exhibits noticeable resistance.

-3 EXTREMELY POOR: The horse approaches and/or negotiates obstacle in unacceptable form, but avoids elimination. This horse's performance is probably reckless, careless, and/or dangerous. The horse exhibits significant resistance towards the rider's commands. Half point increments can be used from +3 to -3.

AR212 Scoring Penalties.

In addition to the obstacle score, each entry may incur penalties for the following infractions:

1. NO SCORE
 - a. Illegal equipment. This includes any attachment which alters the movement of or circulation to the tail.
 - b. Abuse to the animal inside or outside the competition arena and/or evidence that an act of abuse has occurred. This includes lameness and/or fresh blood in the mouth, chin, shoulder, barrel, flank or hip areas.
 - c. Disrespect or misconduct by exhibitor.
2. ZERO SCORE
 - a. Off course including:
 - (1) Pulling gate when designated to push in course directions (or vice versa) or when using a rope gate, walking through the gate when designated to back through (or vice versa)
 - (2) Sidepassing the wrong end of horse in slot
 - (3) Working obstacles out of sequence
 - (4) Deliberately failing to enter, exit or work obstacle from correct side or direction
 - (5) Riding outside designated boundary marker of the course
 - b. Two hands on reins (Exception: Snaffles or Hackamore) or changing hands on reins; except for junior horses shown with hackamore or snaffle bit, only one hand may be used on the reins, except that it is permissible to change hands to work an obstacle.
 - c. More than one finger between split reins
 - d. Fingers between closed reins
 - e. Failure to maintain 16 inches of rein between hands when using romal reins except to work an obstacle
 - f. Fall of horse or rider
 - g. Equipment failure or loss of shoe that delays completion of course.
 - h. Dropping a rein that contacts the ground while the horse is in motion

Note: Neither a "no score" nor a "zero score" penalty may receive an award in that class. A "zero" score may advance in a multiple-go event.

3. 10 POINT PENALTIES

- a. Temporary loss of control, stampeding, running through or jumping over entire obstacle when jump is not called for. This penalty can be awarded when an entry has completed an obstacle and has sufficiently destroyed the obstacle or where it is impossible to ascertain if the obstacle has been completed in any manner.
 - b. blatant disobedience (kicking, bucking, rearing, biting, striking, horse leaving designated ground tie area).
4. 5 POINT PENALTIES
- a. Each refusal. Refusals are cumulative. After three (3) refusals at a single obstacle or when deemed necessary by the judge, the judge will ask the contestant to proceed to the next obstacle for a total of 15 penalty points. When the refusal is the result of a complete loss of the gate the entry may retrieve the gate and continue. If they are unable to retrieve the gate and the judge asks them to move on they will have been deemed to have earned three refusals for a total of three (3) five-point penalties.
 - b. Placing two or more feet outside of a confining element.
 - c. Horse misses/evades an element/component of an obstacle that is part of a series.
 - d. Losing drag or object being carried.
 - e. Placing one foot off side of bridge or falling off side of bridge.
 - f. Spurring or obvious cueing or touching of horse in front of forward cinch including, but not limited to use of free hand to instill fear or praise.
 - g. Performing obstacle at the wrong gait or lead.
5. 2 POINT PENALTIES
- a. Knockdowns or obviously displacing the original configuration of an obstacle.
 - b. Placing one foot outside of a confining element.
 - c. Break of gait for more than two strides. When an entry is transitioning down from a lope to a walk, a couple of steps of jog is acceptable and will not result in a penalty; however, the judge may take that transition into consideration in the maneuver score. The same would be for when a horse momentarily hesitates before undertaking a series of walkovers, working the bridge, or any other maneuver from a walk. A momentary halt is not considered a break of gait, and, in fact, is desired. If the entry takes two or more steps back, it would be considered a refusal and be subject to a five-point penalty.
 - d. Holding of saddle with free hand. (Exception: over a jump, elevated jog over(s) or elevated lope over(s).
 - e. Approaching obstacle at wrong gait or lead. During transition areas between obstacles, if horse is, for instance, loping where a jog is called for, or jogging where a walk is called for, a two point penalty has occurred.
6. 1 POINT PENALTIES
- a. Double striding or adding strides or adding steps. (Walkovers, jogovers, lopeovers, tires).
 - b. Skipping slot (walkovers, jogovers, lopeovers, or tires)
 - c. Major hit or stepping on an element of an obstacle, log, pole, cone or obstacle.
 - d. Each time switching leads where not called for, picking up wrong leads, or cross leading. NOTE: If a horse switches leads and must be broken down to correct the lead, then two penalties have been incurred (The first for switching leads (1 point) and the second for breaking of gait (1 or a two point penalty depending on the number of strides)
 - e. Break of gait for less than two strides. When an entry is transitioning down from a lope to a walk, a couple of steps of jog is acceptable and will not result in a penalty; however, the judge may take that transition into consideration in the maneuver score. The same would be for when a horse momentarily hesitates before undertaking a series of walkovers, working the bridge, or any other maneuver from a walk. A momentary halt is not considered a break of gait, and, in fact, is desired. If the entry takes two or more steps back, it would be considered a refusal and be subject to a five (5) point penalty.

AR213 Scoring Procedures

1. The prescribed AHA score sheet must be used. Obstacle scores and any penalties will be totaled to arrive at a final score.
2. Scores to be announced following the conclusion of each work and before the next horse begins the course.

3. Score sheets must be posted.
4. For method of breaking ties in Trail classes see AR200.3. In the event of a further tie, refer to the order of the judges cards (i.e. #1, #2, #3).

AR214 Appointments.

For rules regarding correct attire and appointments, refer to AR195.

AR215 Trail Horse Class Specifications.

1. OPEN, MAIDEN, NOVICE, LIMIT, STALLIONS, MARES, GELDINGS, ATR, AATR, JTR, AOTR, AAOTR, JOTR, LADIES, GENTLEMEN.
2. JUNIOR HORSE (Five years and under). To be shown in a snaffle bit or hackamore. (See AR195.3).
3. CHAMPIONSHIP. To be eligible, horse must have been entered, shown and judged in a designated qualifying Arabian Trail Horse class at that show.
4. JUNIOR HORSE CHAMPIONSHIP (Five years and under). To be eligible, horse must have been entered, shown and judged in a designated qualifying Arabian Trail Horse class for Junior Horses. To be shown in a snaffle bit or hackamore. (See AR195.3).
5. CHAMPIONSHIP - ATR, AATR, JTR, AOTR, AAOTR, JOTR. To be eligible, horse must have been entered, shown and judged in a designated qualifying Arabian Trail Horse class for amateurs and/or owners at that show.
6. WALK-TROT TRAIL - Riders must have reached their 6th birthday as of December 1, and may not be more than ten years of age as of December 1. Horse and rider must follow the appointments as set forth in the USEF Western Trail Division; riders may not participate in any other class calling for a lope. Obstacles are to consist of no more than three non-elevated walk over poles and no more than three jog over poles, serpentine(s), open gates, straight back through. Prohibited obstacles include water, tarps, drags, pick-up objects and closed gates. Stallions are prohibited.

AR216 Cutting.

1. Cutting classes held in the Arabian Division shall be conducted in accordance with the rules adopted by the Cutting Horse Committee of the Arabian Horse Association; the Cutting Horse Committee of the Arabian Horse Association shall adopt the rules of cutting competition as set forth by the Arabian Cutting Horse Association, Inc.
2. Roached manes are permissible.

AR217 Western Riding.

Western riding classes held in the Arabian Division will be conducted in accordance with Western Chapter WS, Subchapter WS-5. OPEN, MAIDEN, NOVICE, LIMIT, STALLIONS, MARES, GELDINGS, JUNIOR HORSE, ATR, JTR, AOTR, AAOTR, JOTR, LADIES, GENTLEMEN classes may be offered.

SUBCHAPTER AR-25 EQUITATION.

AR218 Regulations For All Seats.

1. Riders in classes for junior exhibitors cannot have reached their 18th birthday in accordance with GR126. Competitions are encouraged to offer Adult Equitation classes for riders 18 years and older.
2. In equitation classes only the rider is being judged, therefore, any horse that is suitable for a particular style of riding and is capable of performing the required class routine is acceptable.
3. Competitions may offer classes restricted to Arabians and/or Half-Arabians and/or Anglo-Arabians. The breed restrictions must be clearly stated in the prize list for the benefit of all potential exhibitors. Once an equitation class or section has begun, no individual shall ride or school an entered horse during the class or section unless that individual is the person entered on and showing said horse in that class or section. Any violation will result in disqualification of the rider in that class.
4. Maiden, Novice, Limit and Intermediate Equitation classes may be held in accordance with EQ102.5.a, 5.b and 5.c.
5. Equitation classes must be conducted in accordance with EQ103.
6. The arena gate must remain closed during the rail work and the pattern.
7. Equitation classes must be judged in accordance with EQ104.

8. The AHA Medal classes and finals specifications may be found in the AHA Handbook, which may be obtained by writing AHA, 10805 Bethany Drive, Aurora, CO 80014.

AR219 Hunter Seat Equitation.

1. For rules governing Hunter Seat Equitation classes, refer to Chapter EQ, Subchapter EQ-2.
2. For tests from which judges must choose, see EQ113. Exception: Test 16 may not be called for.
3. Adult Amateur classes may be offered for Amateur riders 18 years old and over.
4. The fall of horse and/or rider in a Hunter Seat Equitation not to jump class will result in elimination. If the elimination occurs during a ride-off (or in final section of a class with preliminary sections) the competitor is placed last of all chosen for the ride-off.

AR220 Saddle Seat Equitation.

1. For rules governing Saddle Seat Equitation classes, refer to Chapter EQ, Subchapter EQ-3 except as otherwise stated in this Subchapter.
2. For tests from which judges must choose, see EQ119. Exception: Test 16 may not be called for.
3. For AHA Regional (13 & under) and National (13 & under) classes, all contestants are required to perform both the rail work and two or more individual tests from Equitation Rule, EQ119, Tests 1-12. For AHA Medal (17 & under), Regional (14-17) and National (14-17) classes, all contestants are required to perform both the rail work and two or more individual tests from EQ120, Tests 1-15.
4. Adult Amateur classes may be offered for Amateur riders 18 years old and over.

AR221 Western Seat Equitation. *EC 3/15/10 Effective immediately*

1. For rules governing Western Seat Equitation classes refer to Chapter EQ, Subchapter EQ-4, *Western Seat Equitation*, except as otherwise stated in this Subchapter.
2. For tests from which judges must choose, see EQ128.
3. *Adult amateur classes may be offered for Amateur riders 18 years old and over.*
EC 1/14/10 Effective immediately

AR222 Reining Seat Equitation. *EC 3/15/10 Effective immediately*

1. *For AHA Reining Seat Medal, Regional and National classes, the 14-17, 13 & under, and/or 17 & under Reining Seat Equitation Divisions shall require all contestants to perform a Reining Horse Pattern as described in the RN107.*
2. *Judges are required to use the AHA prescribed Reining Seat Equitation Score Sheet for Reining Seat Medal Classes in USEF/EC Regional and National Championship competitions. The scores will then be announced after each exhibitor has completed his pattern and the score sheets will be posted in accordance with Federation rules (AR200.5).*

SUBCHAPTER AR-26 WESTERN HORSEMANSHIP.

AR223 General.

1. Riders in classes for junior exhibitors cannot have reached their 18th birthday in accordance with GR126. Competitions are encouraged to offer Adult Horsemanship classes for riders who are 18 years and older.
2. Emphasis shall be placed on horse and rider working together on both rail and pattern work. Execution and correct form of both horse and rider, while maintaining a pleasurable ride are the main criteria for this class.
3. Judging is based 50% on rail work and 50% on pattern work.
4. Western Horsemanship is considered to be an Equitation class, therefore AR218 applies to these classes.
5. *Adult amateur classes may be offered for Amateur riders 18 years old and over.*
EC 1/14/10 Effective immediately

AR224 Rider Position.

Refer to EQ123 and EQ124.

AR225 Appointments.

Refer to EQ124.

AR226 Class Conduct.

1. Class routine will conform with EQ126, with the following exceptions: All exhibitors must be required to perform a pattern composed of a minimum of four tests from AR227; off pattern does not eliminate an exhibitor. Additional tests from AR227 may be requested by the judge to be performed either collectively or individually.
2. Instructions must be publicly announced and patterns must be posted at least one hour before the class.

AR227 Tests from which judges must choose.

1. Back
2. Individual performance on rail.
3. Figure eight at the jog.
4. Lope and stop.
5. Group performance on rail.
6. Figure eight at lope on the correct lead demonstrating simple change of lead.
7. Serpentine at the jog.
8. Ride without stirrups.
9. Serpentine at the lope, with simple lead changes.
10. Change leads down the center of the ring or on rail demonstrating a simple change of lead. (In a simple change of lead, the horse is brought back to the halt and restarted into the lope on the opposite lead from the halt or walk.)
11. Execute quarter, half or full turn on haunches turning either direction or both. Spins will be grounds for elimination (A spin is characterized by deep haunch flexion and both front legs off the ground at the same time during turn.)
12. Circles at either a jog or lope.

SUBCHAPTER AR-27 SHOWMANSHIP.**AR228 General.**

1. *Handlers in classes for junior exhibitors cannot have reached their 18th birthday in accordance with GR126. Competition Management is encouraged to offer Adult Showmanship classes for handlers who are 18 years and older and may divide classes by age groups which will vary according to local participation. EC 1/14/10 Effective immediately*
2. Unsoundness of the horse being shown shall not penalize a handler unless it is sufficiently severe as to impair the required performance, in which case penalty is at the judge's discretion.
3. Offering prize money in Youth Halter Showmanship is prohibited.
4. A minimum of six ribbons should be awarded, but no more than ten places are recommended.
5. The handler's number must be worn on the back and must be clearly visible at all times. Hair must be neat and securely fastened so as not to cover the handler's number.
6. Excessive coaching or unauthorized assistance in any manner is subject to penalty or disqualification at the judge's discretion.
7. Handlers may show in English, Hunt or Western attire (See AR229.2c).
8. If handler shows in Hunt attire, the horse may show with a braided mane and tail (See AR101.4).
9. It is recommended that stallions be prohibited, but it must be so stated in the prize list.

AR229 Class Conduct.

1. Handlers shall enter the ring in a counter clock-wise direction on the rail unless otherwise specified by the judge. To enter at the walk or trot according to the judge's instruction.
2. Judges to post the class procedure at least one hour prior to the class.
3. Each handler shall correctly lead their horse to and from the judge and show his/her horse according to instructions from the judge.
4. Handlers may be asked to perform additional tests at the judge's discretion.

AR230 Judging Guidelines.

Showing a horse in-hand is an art and should be considered as such by the showman and judge alike. The showmanship class shall be judged strictly on the exhibitor's ability to prepare and present the horse safely, correctly and elegantly. The conformation of the horse is not to be judged, since the horse is considered a means of displaying the abilities of the

showman. The ideal showmanship performance consists of a poised, confident, appropriately attired exhibitor leading a well-groomed and conditioned horse that quickly and efficiently performs the requested pattern with promptness, smoothness and precision. Horses shall be presented in the Arabian show stance or the discipline being represented. Emphasis shall be placed on the handler's ability to perform maneuvers in a safe and elegant manner.

1. SHOWMANSHIP 60 percent

a. LEADING

(1) The horse shall be led from the left (near) side with the handler holding the lead strap in the right hand at a distance from the horse allowing for maximum control and presentation of the horse. Handler's position when leading is midway between the head and shoulder of the horse. The remaining portion of the strap should be held safely in the left hand, and not wrapped around the hand.

(2) Horse must work individually on the line at a walk and a trot. Horse should lead readily.

(3) When making a 90 degree turn toward the judge or at the end of the walk or trot away from the judge, a left turn is appropriate. When making a turn greater than 90 degrees, the horse should be turned to the right with the handler walking around the horse.

b. SHOWING

(1) When showing the horse, the handler should stand toward the front, off the horse's shoulder, facing the horse. The handler should always be in a position where he/she can keep an eye on the entire horse.

(2) When the handler is showing to the judge the shank should be held in the hand at a level appropriate to the height of the handler. It is optional, when showing the horse that the shank is held in the right or left hand, with the whip if held in the opposite hand.

(3) As the judge moves around the horse, handlers should position themselves so as to avoid obstructing the judge's view of the horse. The handler may choose to show using either the Quarter System (exhibitor is always in the quadrant next to the judge) or the Half System (exhibitor is never on the same side of the horse as the judge). The horse should be shown quietly and effectively at all times. Handlers must not just show themselves.

(4) Horses must stand balanced on all four feet, not stretched. (See AR107.4)

(5) Crowding should be penalized. The handler should maintain a horse's length (8 to 10 feet) from the horse in front when leading in a line head to tail. When lined up side by side, there should be plenty of room between entries. A handler should not lead his horse between the judge and a horse the judge is observing.

c. POISE, ALERTNESS, ATTITUDE

(1) Before and after showing to the judge, the horse should stand in a relaxed manner with the handler in a state of awareness. The handler should be aware of the position of the judge during the entire class.

(2) The handler should endeavor to show the horse to its best advantage throughout the class.

(3) The handler should respond quickly to requests from the judge and should be courteous and sportsmanlike at all times.

(4) The handler should not be distracted by persons and/or things inside or outside of the arena.

2. PRESENTATION 40 Percent

a. CONDITION Horse should be healthy, alert and in good condition.

b. GROOMING

(1) Coat clean and free of stains. Excessive amounts of oils, fly spray and polish are discouraged.

(2) Mane and tail should be clean and free of tangles.

(3) Hoof dressing and/or polish may be used.

(4) Excess hair should be clipped or trimmed from fetlocks, face, ears, throatlatch and bridle path.

c. APPOINTMENTS

(1) All appointments should reflect the style in which the horse is presented. A suitable headstall equipped with throatlatch is mandatory. A show halter, leather stable halter or headstall with bit may be used. Horses shown braided must be shown in Hunter, Show Hack or Dressage appointments (See AR143.1, AR132.1, and DR121 respectively) Braided horses must be presented in a hunter/show hack/dressage type bridle or in a leather stable halter.

(2) A whip or crop is optional at the handler's discretion (See GR803).

(3) Attire and person must be neat and clean. Suitable conservative attire must be appropriate to the manner in which the horse is shown. Formal attire may be worn when appropriate. It is usual to wear such attire after 6 p.m. or in championship classes. Boots or dress shoes; long sleeved shirt or blouse are mandatory. Sweater, vest or jacket, hats, gloves and ties are optional. Informal but neat attire should not be penalized.

AR231 Some tests from which the Judge may choose:

1. Walk or trot horse to or from judge.
2. Set horse up.
3. Back horse.
4. Movement of handler so as not to obstruct judge's view of the horse.
5. Turn horse (90, 180, 270, 360 degrees, etc.)
6. Trot down rail or around ring.
7. Move the horse to a different spot in the line up.

AR232 Additional tests from which the Judge may choose:

1. Questions on relevant subjects such as:
 - a. Parts of the horse
 - b. Grooming
 - c. Basics in horse care
 - d. Proper attire

NOTE: If questions are asked, the same or similar questions must be used with each handler so tested.

2. Pick up horse's hoof.
3. Mouth horse.

AR233 Showmanship Faults:

1. Not following the judge's instructions.
2. Handlers not showing the horse, but just showing themselves.
3. Crowding other competitors while leading the horse or in the line-up.
4. Not lining up in front of the judge when walking or trotting.
5. Turning the wrong direction in patterns. Normally, the horse is between the exhibitor and the judge.
6. Standing in a position to obstruct the judge's view of the horse.
7. Excessive use of the whip, or actions that may disturb other entries.
8. Not holding the shank correctly or jerking the shank excessively.
9. Excessive steady pressure on lead shank or dragging the horse while moving.
10. Improper attire or attire not clean and neat.
11. Horse in poor condition, not clean or properly groomed.
12. Improper tack or tack that is not clean.
13. Number not worn or improperly displayed.
14. Any handler not having his horse under sufficient control must be dismissed from the ring by the judge.

SUBCHAPTER AR-28 WALK-TROT/WALK-JOG SECTION.

AR234 General.

1. Open to riders 10 years old and under.
2. As of January 1, 1995, a rider must never have been judged in a class at a Licensed Competition that required a canter or lope.

3. The safety of all exhibitors must be of primary consideration when judging these classes. Any action by any exhibitor that endangers that exhibitor or any other exhibitor must be severely penalized and may be considered cause for being excused from the class.
4. Stallions are prohibited.
5. It is recommended that classes with 12 or more entries be divided. If a division is desired, it is recommended that classes be split into a class for riders 8 years of age and under and one for riders 9 to 10 years of age.
6. Classes may be combined if the number of entries do not warrant separate classes. However, equitation classes may not be combined with pleasure classes.

AR235 Class Conduct.

1. Competitors to enter the ring in a counter-clockwise direction at a walk.
2. To be shown both directions of the ring at the walk and trot or jog only. The order to reverse may be executed by turning either toward or away from the rail.
3. Entries will line up on command. Judges may request riders to individually back their horses in the line-up.
4. Riders in equitation classes may not be requested to perform any tests, except for backing as indicated in AR230.3.
5. One header per horse must be allowed during the line-up to insure safety of exhibitors. Headers must be properly attired. A plain, unmarked smock is required.

AR236 Appointments.

1. For attire, appointments and position for Equitation classes refer to Chapter EQ.
2. For attire and appointments for Pleasure classes, refer to AR120, AR124, AR128 and AR194 respectively.

AR237 Qualifying Gaits.

The horse must give the appearance of being a safe and suitable mount for the class. The safety of all exhibitors is of primary concern in both the pleasure and equitation classes.

1. English/Country English/Hunter Pleasure
 - a. Walk - Refer to AR121.1/AR125.1/AR129.1 respectively
 - b. Trot - Refer to AR121.2/AR125.2/AR129.2 respectively.
2. Western Pleasure
 - a. Walk - Refer to AR196.1.
 - b. Jog - Refer to AR196.2.

AR238 Walk-Trot/Jog Equitation Class Specifications.

1. Hunter Seat Equitation on the Flat.
To be shown at a walk and trot.
2. Saddle Seat Equitation.
To be shown at a walk and trot.
3. Western Seat Equitation.
To be shown at a walk and jog.

AR239 Walk-Trot/Jog Pleasure Class Specifications.

To be judged on attitude, manners, performance, suitability of horse to rider, quality and conformation.

1. English Pleasure.
To be judged on the rail at a walk and normal trot.
2. Country English Pleasure.
To be judged on the rail at a walk and normal trot. Horses shall be asked to halt on the rail and back one direction of the arena. The command to walk on a loose rein may not be called.
3. Hunter Pleasure.
To be judged on the rail at a walk and trot.
4. Western Pleasure.
To be judged on the rail at a walk and jog.

SUBCHAPTER AR-29 LEADLINE SECTION.**AR240 General**

1. Open to riders who are at least two (2) years of age and have not reached their seventh (7) birthday as of December 1 of the current competition year. See GR114.
2. Leaders must be at least fourteen (14) years of age.
3. The safety of all exhibitors must be of the primary consideration when conducting the class. Any action by any exhibitor, leader or horse that endangers that exhibitor or leader must be penalized and will be considered as cause for elimination.
4. Safety is of the utmost importance in tack and attire.
 - a. Saddle must fit rider.
 - b. Rider's feet must be engaged in the stirrups/iron.
 - c. Leading rein must be attached to a cavesson or a halter placed under or over the bridle.
 - d. It is strongly encouraged that the rider wears protective headgear with harness secured which passes or surpasses ASTM (American Society for Testing and Materials)/SEI (Safety Equipment Institute) standards for equestrian use and carries the SEI tag.
 - e. Boots are required.
5. There shall be only one rider on each horse entered.
6. Stallions are prohibited.
7. This class should not be placed and similar awards should be presented to all exhibitors.

AR241 Class Conduct.

1. Competitors to enter the ring in a counter-clockwise direction at a walk.
2. Leaders are to walk on the near side of the horse.
3. To be shown both directions of the ring at the walk.
4. Entries shall line up on command and stand quietly.

AR242 Appointments.

Appointments and recommended attire for a pleasure type class: See USEF Arabian Division rules for: Western Pleasure, Country English Pleasure, English Pleasure, Hunter Pleasure, Show Hack, Mounted Native Costume or Ladies Side Saddle type respectively.

SUBCHAPTER AR-30 GYMKHANA SECTION.**AR243 General.**

1. Poles (stakes) shall be approximately 1 1/2" in diameter, of a safe material that will not splinter. Each shall be from 6' to 7' high, with a safe stable stand for ballast. Each shall be painted so that it is easily distinguished from the backgrounds.
2. Barrels shall be of the size of a fifty-five gallon metal drum and shall be painted so that they are easily distinguished from the background. A protective device around the tip of the barrels is permitted.
3. Management shall designate the order in which the entries shall compete. Not more than one horse shall be in the ring at one time.
4. A rider shall be considered "on course" once any part of the horse crosses the starting line.
5. Starting (timing) line should be clearly designated, either by markings on the ground or by pylons or other suitable markers.
6. Starting and finishing time shall be taken the instant any part of the horse crosses the time line. The horse must come to a halt after finishing the course before leaving the arena.
7. Electronic timing equipment is preferred or, if not available, two stop watches must be used, with one being the official time and the other as a back up.

AR244 Appointments.

1. Attire: May be either English or Western, but not a mixture. Hats are optional. Long sleeved shirt and boots are required. Protective headgear may be worn without penalty. (See GR801)
2. Equipment: Saddles are required and may be either English or Western. Bridle may be of any type with standard bit, hackamore or mechanical hackamore. Bridle must conform to

type of saddle used. Judge may prohibit the use of bits or equipment he may consider inhumane or unsafe. Martingales, tie-downs and boots/bandages are permitted.

AR245 Penalties.

Off course (failure to follow pattern) - disqualification

Fall of horse or rider - disqualification

Spurring, striking or hitting horse forward of cinch - disqualification

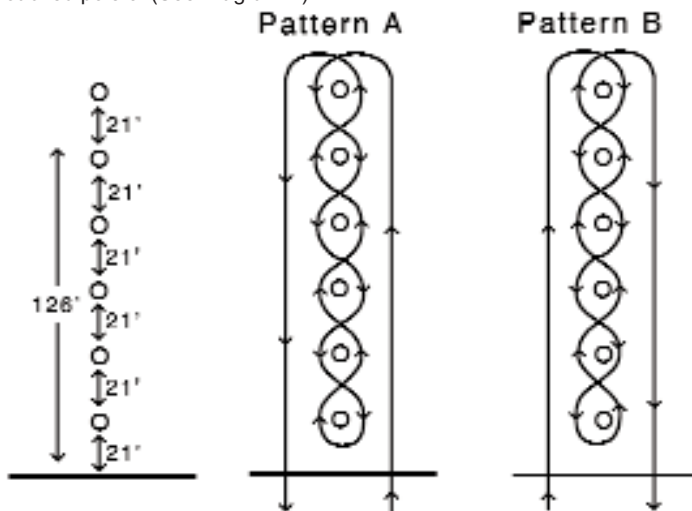
Excessive use of spurs, crop, bat or romal - disqualification

Obstacle knocked down - 5 second penalty

Breakage of equipment which prevents completion – disqualification

AR246 Pole Bending Class.

Six poles shall be placed 21' apart in a straight line down the approximate center of the ring, the first pole being 21' from the timing line. The timing line shall be 30' long. The entry shall cross the timing line, move in an approximately straight line to pole 6 (farthest pole), make a 180 degree turn around pole 6, pass between pole 6 and pole 5, bend through the poles to pole 1, circle pole 1, bend through poles to pole 6, make a 180 degree turn around pole 6 and cross the timing line, by moving along the poles on the side opposite that on which it first approached pole 6. (See Diagram A)

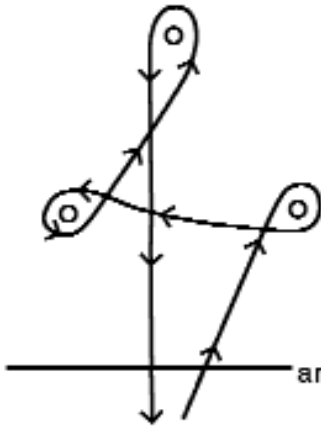


AR247 Barrel Class.

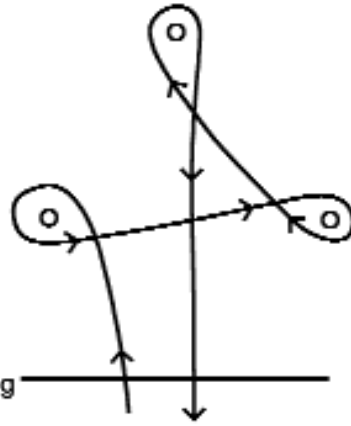
Three barrels shall be placed to form an isosceles triangle. The distance from barrel 1 to barrel 2 shall be 90'; the distance from barrel 1 to barrel 3 shall be 105'; the distance from barrel 2 to barrel 3 shall be 105'; the distance from barrels 1 and 2 to the timing line shall be 60'. The length of the timing line shall be 90'. (See Diagram B)

If the course is too large for the available space, the pattern shall be reduced five yards at a time until the pattern fits the arena.

Pattern A



Pattern B



Starting
and Finishing
Line

SUBCHAPTER AR-31 MISCELLANEOUS.

AR248 Versatile Horses.

To be shown in three events; two of which must be chosen from the following: a) Pleasure Driving Horse; b) English Pleasure Horse; c) Western Pleasure Horse. The third event to be at the option of the Show Committee and chosen from any other events listed in the performance section under the Arabian Horse Division. Changes of equipment, both horse and rider, to be made in the ring. Each of these phases shall count equally. Prize list must specify three events making up this class and also specify whether or not the rider and driver must be the same individual.

AR249 Pairs English or Western.

To be shown at a walk, trot or jog-trot and canter or lope. To be judged on uniformity as a pair, performance, quality and manners. Combined ownership permitted. Post entries permitted.

SUBCHAPTER AR-32 HALF-ARABIANS AND ANGLO-ARABIANS.

AR250 General.

1. Horses shown in this section must have been issued a certificate of registration from the International Arabian Horse Association or the Arabian Horse Association or the Canadian Partbred Arabian Register as a Half-Arabian or Anglo-Arabian, or if under one year of age, be eligible for registry and registration applied for and must be entered under their full registered name.
2. Entries may not be shown in the Arabian Division with Purebreds unless permitted in the prize list. Any class in which Purebreds are shown together with Half-Arabians or Anglo-Arabians will not count toward section ratings, Horse of the Year Awards, Legion of Merit, National or Regional eligibility, etc. (Exception: Dressage, Barrels and Pole Bending classes).
3. Half-Arabian and Anglo-Arabian stallions registered with AHA or which have been issued an AHA Certificate of Registration issued by the Canadian Partbred Arabian Register are permitted to compete in AHA performance classes for Half-Arabian and Anglo-Arabian horses.
4. Half-Arabian and Anglo-Arabian stallions may compete in their corresponding Sport Horse In-Hand classes and may compete in Sport Horse performance classes for Half-Arabian and Anglo-Arabian horses.
5. Classes in this section shall be conducted in accordance with the rules of the Arabian Division. (Exception: In Half Arabian and Anglo Arabian classes, long manes and tails are not required, but an unbraided mane and tail is mandatory, other than horses shown under Hunter, Show Hack, or Dressage appointments. A roached mane is not considered a shortened mane, but rather a shaved mane. See AR101.4).
6. A Half Arabian or Anglo Arabian entered in the split in-hand sections of stock-hunter or saddle-pleasure at a competition is not eligible to cross enter into classes of the other group at that competition. The two groups shall consist of: Group #1 the Stock-Hunter In-Hand division shall include the following classes: Western Pleasure, Working Western classes, Hunter Pleasure and Working Hunter classes. Group #2 the Saddle-Pleasure In-Hand division shall include the following classes: English Pleasure, Country English Pleasure, Park and all Driving classes. Exception: Horses entered in Carriage Pleasure Driving classes may enter in Group #1 or Group #2, but may not enter in both groups at the same competition.

AR251 Description.

1. Half-Arabians or Anglo-Arabians may be of any size. When Half-Arabians or Anglo-Arabians compete in other divisions, they must abide by the height rule governing the division or class entered.
2. The head should be attractive, with an eye that reflects a good disposition and character; withers well defined; coupled with a strong back that will easily carry and hold a saddle; shoulders and pasterns sloping and conducive to a free, light springy gait and long stride; feet, sound and strong, well conformed. True and straight forward action, winging and paddling to be penalized. The tail carriage is preferably high.

AR252 Breeding/Gelding In-Hand Classes.

1. Classes to be conducted in accordance with Subchapters AR-1 and AR-2 except as stated otherwise in this Subchapter.
2. Classes will be judged on conformation, quality, substance and Arabian type, in that order. The Half-Arabian or Anglo-Arabian may show characteristics of any other breed. The foregoing first named three qualities shall take precedence in adjudication of in-hand classes over breed type.
3. Half-Arabian and Anglo-Arabian colts/stallions may compete in weanling and yearling Breeding/In-Hand classes for geldings.
4. Half-Arabian and Anglo-Arabian Show Champions and Reserve Champions shall be at least two years old and are selected as outlined in GR810. Half-Arabian and Anglo-Arabian yearling geldings may compete for Champion gelding.
5. Half-Arabian and Anglo-Arabian in-hand classes may be divided at the discretion of competition management into Stock/Hunter or Saddle/Pleasure type. Once a horse has shown in Stock/Hunter type in-hand or Saddle/Pleasure type in-hand, that horse may not show in in-hand classes for the other type at that competition if the classes are divided as to type. Competition management is encouraged to offer separate Championship classes for each type, but the Championship classes may be combined at competition management's discretion.
 - a. Each of the conformation types have been developed with specific goals and standards in mind. In no case should any one type be considered by breeders or owners as a handy place to put less than ideal individuals of another conformation type. Conformation type is determined by the breeding and conformation characteristics, including way of moving displayed by the horse.
 - b. Stock type horses display the conformation qualities necessary for western events. Hunter type horses should display the conformation qualities necessary for all hunter seat events. Horses of this type carry their head and neck lower than the Saddle/Pleasure type horse. It is shown in a more relaxed fashion and stance. When in motion the horse has a forward frame. The Stock/Hunter type should be a horse of substance, exhibiting ground-covering motion without excessive elevation.
 - c. Saddle type horses display the conformation qualities necessary for Saddle Seat English type events. Pleasure type horses should display the conformation qualities necessary for any pleasure type event except western pleasure and hunter events. Horses of this type carry a high set-on neck of sufficient length and set onto the head in such a way as to allow the horse to set up in the bridle properly, and should exhibit a free flowing and animated trot. The Saddle/Pleasure type should be a refined horse that is more animated than a Stock/Hunter type.
 - d. Exhibitors are encouraged to show their horses in a manner and style consistent with the horse's type. Bridle or other suitable headstall consistent with the horse's type is acceptable (Throatlatch mandatory). Horses shown braided must be shown in Hunter, Show Hack, or Dressage appointments (See AR143.1, AR132.1, and DR121 respectively) or in a leather stable halter.
6. In Half-Arabian Get of Sire and Produce of Dam classes, entries shall be made in the name of the registered Arabian, Half-Arabian or Anglo-Arabian parent only.

AR253 Performance Classes.

Half-Arabians and Anglo-Arabians are to be shown in accordance with the same class specifications and under the same rules as in Subchapters AR-1, AR-3 – AR-28 except as stated otherwise in this Subchapter.

SUBCHAPTER AR-33 SPECIAL RATING REQUIREMENTS.**AR254 General.**

See General Rules, Chapter GR3. (Exception: Competitions restricted to all Arabian geldings receive points).

AR255 Classes Not to Count.

1. The following classes do not count toward the minimum number of classes or prize money required for any rating in the Arabian or Half-Arabian Division:

- a. classes in which Arabians and Half or Anglo Arabians compete together (Exception: Dressage classes).
- b. Pro-Am classes.
- c. All in-hand halter classes will receive Federation Horse of the Year Award points, but will not count toward the division or section rating requirement.
- d. See GR314 for all other conditions.

CHAPTER CO CONNEMARA DIVISION

SUBCHAPTER CO-1 GENERAL QUALIFICATIONS.

- CO101 Registration.
- CO102 Type and Conformation.
- CO103 Showing.

SUBCHAPTER CO-2 BREEDING AND IN-HAND CLASSES.

- CO104 Judging.
- CO105 Showing.
- CO106 Suggested In-Hand Classes.
- CO107 Championships.

SUBCHAPTER CO-3 PERFORMANCE CLASSES.

- CO108 Hunter Section.
- CO109 Jumper Section.
- CO110 Connemara Trail Section.
- CO111 Driving Section.
- CO112 Dressage Section.
- CO113 Special Classes.





CHAPTER CO CONNEMARA DIVISION

SUBCHAPTER CO-1 GENERAL QUALIFICATIONS.

CO101 Registration.

Entries in the Connemara division must be registered with the American Connemara Pony Society, the Connemara Pony Breeders Society of Galway, Ireland or any other Connemara Society recognized by the International Committee of Connemara Pony Societies. Connemaras and half-bred Connemaras under two years of age must have a Temporary Foal Certificate. All Connemaras must be shown under their full registered names. Copies of registration papers must accompany all entries.

CO102 Type and Conformation.

1. Connemaras are a product of their original environment: the rugged mountain coast of West Ireland. Surefooted, hardy and agile they possess qualities of great stamina, staying power and adaptability. They are renowned for their versatility and for their gentle, tractable, sensible and willing disposition.
2. Connemaras in North America range in size from 13 to over 15 hands.
3. The judge must recognize the influence of the Connemara's heritage giving balanced consideration to the effects of larger size on overall conformation. The following are standards for judging the Connemara horse or pony:
 - a. Temperament: Mannerly and manageable, kind, responsive, possessing good sense and basic intelligence.
 - b. Type: Rugged and sturdy; body compact, deep through the heart, with well-sprung rib cage and broad chest.
 - c. Movement: Straight and true both front and rear with free movement in the shoulders; Connemaras should move underneath themselves and should be sure-footed, athletic and clever, covering a lot of ground.
 - d. Head: Kind eye, head well shaped and balanced in proportion to the rest of the body; neck of good length and definition meeting the shoulder smoothly.
 - e. Shoulders: Long, with good slope, withers well laid back.
 - f. Back: Strong and muscular; some length of back is normal in Connemaras especially in mares.
 - g. Hindquarters: Well rounded and deep with good length from the point of the hip through the haunch; should balance the shoulders.
 - h. Bone: Clean, hard, flat, measuring 7-8 inches below the knee for ponies, more for horses; forearms and gaskins long and muscular, cannons short and very dense.
 - i. Joints: Large and well defined.
 - j. Feet: Hard, strong.

CO103 Showing.

1. Entries must be serviceably sound. Emphasis is placed on manners and an appropriate way of going.
2. Entries may be shown as native ponies or as appropriate to their performance section. Braiding and shoeing are optional. No Connemara may be shown with excessively long toes. No artificial devices may be used. Connemaras are not to stand in a stretched position.
3. Purebreds and half-breds may be combined in one class. However, if a class states that it is for purebred Connemaras only, no entry registered in the halfbred division of the Registry or Stud Book may enter such class. A separate class may be offered for half-bred Connemaras. If there are (8) eight or more Connemaras and Half-bred Connemaras (minimum of three each) in any in-hand class, the class must be split into purebred and half-bred.
4. Adults may show ponies in a Connemara class unless the class specifications state otherwise. (See also GR825.1).
5. Stallions may be shown in all performance classes. Stallions may be shown in Ladies and Children classes unless the prize list stipulates otherwise.

SUBCHAPTER CO-2 BREEDING AND IN-HAND CLASSES.

CO104 Judging.

Entries are to be judged on the breed standard as described in CO102. Emphasis is placed on breed type, conformation, substance, quality, temperament, and way of going. Transmissible weakness and/or unsoundness are to be counted strongly against breeding stock.

CO105 Showing.

Entries to be shown in-hand at walk and trot on the line. Only one attendant per animal is allowed in the ring. May be shown in a halter or bridle. Whips not to exceed 48" may be carried.

CO106 Suggested In-Hand Classes.

Classes may be divided as to Purebred and Half-bred and include:

1. Weanling colts, Yearling colts, Two-year-old colts
2. Three-year-old stallions, Four-year-old stallions, Five-year-old and older stallions,
3. Sire-and-Get (stallions to be shown with from two to four of Get)
4. Get-of-Sire (two to four of Get to be shown)
5. Weanling fillies, Yearling fillies, Two-year-old fillies
6. Three-year-old Mares, Four-year-old mares, Five-year-old and older mares (may be divided into mares which have produced foals and those which have not)
7. Broodmare and Foal
8. Dam and Produce (mares to be shown with two or more of produce)
9. Produce-of-Dam (two to four of produce to be shown)
10. Two-year-old and under geldings, Three- and Four-year-old geldings and Five-year-old and older geldings.

CO107 Championships.

Championship and Reserve Championship will be awarded to horses that have placed first or second in their qualifying classes. The Championship will be awarded to one of the horses which has placed first in a qualifying class. After the Championship has been awarded, the horse which has placed second in the qualifying class to the horse awarded the Championship shall compete with the remaining first place winners for the reserve Championship. Should any first or second place winners in a qualifying class not compete for the Championship or be disqualified for being unsound, being unruly or not performing the class routine in the Championship class the horse receiving the next highest ribbon in the qualifying class shall have the option of moving up for the Championship and Reserve Championship only. See GR810.

SUBCHAPTER CO-3 PERFORMANCE CLASSES.

CO108 Hunter Section.

1. The rules of the Open Hunter Division shall apply to all Connemara and Half-bred Connemara hunter classes except:
 - a. Breed type shall be considered in Conformation classes for Purebreds
 - b. Stallions may be shown in all performance classes. Stallions may be shown in Ladies and Children classes unless the prize list stipulates otherwise.
 - c. Adults may show ponies in a Connemara class unless the class specifications state otherwise. (See also GR825.1)
 - d. Braiding is optional
2. Course Heights
 - a. 12.2 hands and under to jump 2'; over 12.2 hands but not to exceed 13.2 hands, to jump 2'3"; over 13.2 hands, to jump 2'6"
 - b. It is suggested that the distance for an in and out for Connemaras 12.2 hands and under, not to exceed 20'; for Connemaras over 12.2 hands but not to exceed 13.2 hands, not to exceed 22'; for Connemaras over 13.2 hands but not to exceed 14.2 hands, not to exceed 24'. The suggested distance for an in and out for Connemaras over 14.2 hands is 24'.

CO109 Jumper Section.

1. The rules of the Jumper Division shall apply to all Connemara and Half-bred Connemara jumper classes except:
 - a. Adults may show ponies in a Connemara class unless the class specifications state otherwise. (See also GR825.1)
 - b. Stallions may be shown in all performance classes. Stallions may be shown in Ladies and Children classes unless the prize list stipulates otherwise.
2. It is recommended to avoid over emphasis of speed jump-offs, that TABLE 1 (JP144) or TABLE IV(JP148) be followed in the Connemara jumper classes.

CO110 Connemara Trail Section.

1. English or Western equipment- May be split between purebred and half-bred, junior and adult to ride, or at competition management's discretion. To be shown over and through obstacles. To be judged on performance 100%.
2. Stallions may be shown in all performance classes. Stallions may be shown in Ladies and Children classes unless the prize list stipulates otherwise.

CO111 Driving Section.

1. The rules of the Carriage Pleasure Driving Division shall apply to all Connemara and Half-bred Connemara driving classes except that stallions may be shown in all classes unless the prize list stipulates otherwise.

CO112 Dressage Section.

1. The rules of the Dressage Division shall apply to all Connemara and Half-bred Connemara Dressage classes.
2. Adults may show ponies in a Connemara class unless the class specifications state otherwise. (See also GR825.1)
3. Stallions may be shown in all performance classes. Stallions may be shown in Ladies and Children classes unless the prize list stipulates otherwise.

CO113 Special Classes.

A Licensed Competition is not limited to classes listed in the Rule Book. If a special class is offered which is not included in the Rule Book, the prize list must furnish detailed specifications.(See GR902.2)

1. Costume Class
2. Family Class
3. Gymkhana Classes
4. Leadline Class
5. In-hand Trail Class
6. Driven Dressage
7. Combined Driving
8. Pleasure - English or Western

CHAPTER CP CARRIAGE PLEASURE DRIVING DIVISION

SUBCHAPTER CP-1 OFFICIALS

- CP100 Judges.
- CP101 Technical Delegates.

SUBCHAPTER CP-2 THE DRIVER

- CP102 Style of Driving.
- CP103 Use of Whip.
- CP104 Outside Assistance.
- CP105 Dress of the Driver.

SUBCHAPTER CP-3 GROOMS/ATTENDANTS

- CP106 Number of Grooms on Vehicle.
- CP107 Dress for Grooms.

SUBCHAPTER CP-4 THE HORSE

- CP108 General.
- CP109 Classifications by Size.
- CP110 Turnout for the Horse.

SUBCHAPTER CP-5 THE HARNESS

- CP111 Driver's Responsibility.
- CP112 Style of Harness.
- CP113 Bits.

SUBCHAPTER CP-6 THE VEHICLE

- CP114 Driver's Responsibility.
- CP115 Style of Vehicle.

SUBCHAPTER CP-7 GENERAL RULES FOR PLEASURE COMPETITIONS

- CP116 Entry.
- CP117 Division of Large Classes.
- CP118 Driver's Responsibility.
- CP119 Leaving Arena.
- CP120 Groom/Passenger.
- CP121 Disqualify.

SUBCHAPTER CP-8 CLARIFICATION OF GAITS

- CP122 Description of Gaits.

SUBCHAPTER CP-9 DIVISIONS.

- CP123 Divisions Based on the Horse.
- CP124 Divisions Based on the Driver.
- CP125 Divisions Based on Experience.
- CP126 Special Divisions.
- CP127 Championships.

SUBCHAPTER CP-10 CLASS SPECIFICATIONS

- CP128 Pleasure Driving Turnout.
- CP129 Pleasure Driving - Working.
- CP130 Reinsmanship.

SUBCHAPTER CP-11 CLASS SPECIFICATIONS - COMBINATION

SECTION 1. INTRODUCTION AND GENERAL RULES.

- CP131 Introduction.
- CP132 General Rules.

SECTION 2 - CLASS CONDITIONS.

- CP133 Drive and Ride.
- CP134 Combination Hunter Single Horse.
- CP135 Sporting Tandem.

SUBCHAPTER CP-12 CLASS SPECIFICATIONS - CONCOURS D'ELEGANCE

SECTION 1 - INTRODUCTION AND GENERAL RULES.

- CP136 General Rules.

SECTION 2 - CLASS CONDITIONS.

- CP137 Class Conditions.
- CP138 Carriage Dog Class.

SUBCHAPTER CP-13 CLASS SPECIFICATIONS - OBSTACLE DRIVING

SECTION 1 - INTRODUCTION AND GENERAL RULES

- CP139 Attire.
- CP140 Participation.
- CP141 Course Walk.
- CP142 Schooling.
- CP143 The Course.
- CP144 Width of Obstacles.
- CP145 Measurement of Obstacles.
- CP146 Time Allowed.
- CP147 Timing.
- CP148 Scribe.
- CP149 Disobedience.
- CP150 Other Penalties.
- CP151 Break In Gait.
- CP152 Ties in Placing.

SECTION 2 - OBSTACLE DRIVING CLASS CONDITIONS.

- CP153 Obstacle Driving - Time Competition.
- CP154 Specialty Time Competitions.
- CP155 High Point Competitions.
- CP156 Fault Competitions.

SUBCHAPTER CP-14 PLEASURE DRIVING MARATHONS

SECTION 1 - GENERAL RULES.

- CP157 General.
- CP158 Course.
- CP159 Timing.
- CP160 Observers on Course.
- CP161 Spares and Appointments.

SECTION 2 - CLASS CONDITIONS

- CP162 Pleasure Marathon - Turnout.
- CP163 Pleasure Marathon - Timed.
- CP164 Pleasure Marathon - Pace.

SUBCHAPTER CP-15 RULES FOR DRAFT BREEDS

SECTION 1 - GENERAL RULES

- CP165 General Rules.
- CP166 The Horse.
- CP167 The Harness.
- CP168 Dress.
- CP169 Groom/Attendant.

CP170 Vehicle.

SECTION 2 - CLASS CONDITIONS

- CP171 Draft Horse Singles.
- CP172 Draft Horse Pairs.
- CP173 Class Conditions - Draft Horse Tandems.
- CP174 Class Conditions - Draft Horse Unicorns.
- CP175 Draft Horse Teams of Four or Six.
- CP176 Draft Horse Driving Competition.

SUBCHAPTER CP-16 PUTTING-TO CLASSES

SECTION 1 - GENERAL RULES

- CP177 Introduction.
- CP178 Course.
- CP179 The Turnout.

SECTION 2 - CLASS CONDITIONS

- CP180 Basic Format of Class.
- CP181 Sequence to Unhitch/Hitch - Four-In-Hand/Unicorn.
- CP182 Sequence to Unhitch/Hitch - Pair.
- CP183 Sequence to Unhitch/Hitch - Tandem.
- CP184 Sequence to Unhitch/Hitch - Single.
- CP185 Penalties.

[CP184-CP300 ARE INTENTIONALLY LEFT BLANK FOR FUTURE USE]

SUBCHAPTER CP-17 COACHING

- CP301 General.
- CP302 Judges.
- CP303 Classes.
- CP304 Pleasure.
- CP305 Best Team.
- CP306 Turn-Out.
- CP307 Obstacles.
- CP308 Timed Obstacles.

[CP309 -CP400 ARE INTENTIONALLY LEFT BLANK FOR FUTURE USE.]

SUBCHAPTER CP-18 RULES FOR DRIVEN DRESSAGE COMPETITIONS

- CP401 Governing Regulations.
- CP402 General.
- CP403 The Halt.
- CP404 Walk.
- CP405 Trot.
- CP406 Working canter.
- CP407 Rein back.
- CP408 Shoulder in.
- CP409 Stretching the frame.
- CP410 Transitions.
- CP411 Half-halt.
- CP412 Changes of Direction.
- CP413 Figures.
- CP414 Collection.
- CP415 Submission.
- CP416 Position and Aids of the Driver.
- CP417 Dress.
- CP418 Arena and exercise areas.
- CP419 Tests.

- CP420 Execution of the tests.**
- CP421 Time.**
- CP422 Marking.**
- CP423 General Impression.**
- CP424 Classification and scoring.**
- CP425 Ground jury**
- CP426 Technical Delegate.**
- CP427 Responsibilities of management.**
- CP428 Cruelty.**
- CP429 Bits**

APPENDIX A

APPENDIX B

APPENDIX C

APPENDIX D DRIVEN DRESSAGE COMPETITIONS ONLY

APPENDIX E SUPER REINSMANSHIP #1

APPENDIX F SUPER REINSMANSHIP #2

APPENDIX G SUPER REINSMANSHIP #3



CHAPTER CP CARRIAGE PLEASURE DRIVING DIVISION

SUBCHAPTER CP-1 OFFICIALS

CP100 Judges.

1. The Judges for Pleasure Driving Competitions must be chosen from:
 - a. The list of Federation Pleasure Driving Judges;
 - b. The list of American Driving Society (ADS) Pleasure Driving Judges;
(1) Must have a Federation Guest Judge's card.
 - c. The list of Federation licensed judges with experience in judging carriage driving.
2. The following may not serve as judges:
 - a. The Technical Delegate or the Course Designer of the same event.
 - b. The manager of the competition, or a member of the manager's family.
 - c. For additional restrictions, refer to GR1304.

CP101 Technical Delegates.

1. There must be a driving Technical Delegate for Federation-licensed open pleasure (carriage) driving competitions and for Federation Regular Member competitions that have more than 15 carriage driving classes.
 2. Technical Delegates must be chosen from:
 - a. The list of Federation Pleasure Driving Technical Delegates;
 - b. The list of ADS Pleasure Driving Technical Delegates.
- NOTE: b. must obtain a Federation Guest Technical Delegate's card.
- c. For additional restrictions, refer to GR1304.

SUBCHAPTER CP-2 THE DRIVER

CP102 Style of Driving.

1. The term Driver used herein refers to the person controlling the reins, whip and brake.
2. Junior and adult drivers are defined as follows:
 - a. The age of an individual on December 1st shall be maintained until November 30th of the following year. Persons born on December 1st shall assume the greater age on that date.
 - b. Junior A - drivers who have not reached their 11th birthday. Junior A drivers may not compete in any classes held outside a securely enclosed arena. All Junior A drivers must be accompanied by a knowledgeable adult horseman capable of rendering assistance at all times.
 - c. Junior B - drivers who are older than 11 but not yet 14 years of age. Junior B drivers must be accompanied by a knowledgeable adult horseman capable of rendering assistance at all times.
 - d. Junior C - drivers who are 14 but not yet 18 years of age competing with a single horse/pony turnout may carry a groom/passenger at their discretion.
 - e. Adult drivers are those 18 years of age and over.
3. The driver should be seated comfortably on the box so as to be relaxed and effective. Either the one or two handed method of driving is acceptable. Common to both methods, the elbows and arms should be close to the body with an allowing, but steady hand enabling a consistent feel of the horse's mouth. Drivers should not be penalized or rewarded for using one style over another.
4. In all pleasure driving rail classes (Turnout, Working and Reinsmanship), it is preferred that the driver shall sit on the right side of the vehicle, unless construction of the vehicle prevents this.
5. When the terms "prohibited", "not permitted," "mandatory," or "obligatory" are used in these rules, any competitor who fails to comply **MUST BE ELIMINATED** by the judge, unless another penalty is stipulated.
6. When the terms "must" or "shall" are used in these rules, and no penalty is prescribed, any competitor who fails to comply, **MUST BE PENALIZED** by the judge.
7. When the term "should" is used in these rules, any competitor who fails to comply **SHALL BE PENALIZED AT THE JUDGE'S DISCRETION**.

8. Headgear refers to protective headgear. The Federation strongly encourages all competitors to wear protective headgear which meets or exceeds current American Society for Testing and Materials (ASTM)/Safety Equipment Institute (SEI) Standards for equestrian use and carries the SEI tag. It must be properly fitted with harness secured. For junior drivers, refer to CP105 Dress of Driver.

CP103 Use of Whip.

1. An appropriate driving whip shall be carried, in hand, at all times while driving. The thong on the whip must be long enough to reach the shoulder of the farthest horse. A driver not in compliance with the above shall be severely penalized.
2. Failure to carry a whip in hand in an Obstacle Driving Class incurs elimination.
3. The whip salute is performed in one of the following ways: *BOD 1/17/10 Effective 4/1/10*
 - a. By moving the whip, held in the right hand, to a vertical position, the butt end even with the face.
 - b. By moving the whip, held in the right hand, to a position parallel with the ground, the handle before the face.
 - c. A gentleman may place the whip in his left hand and remove his hat.
4. For use of the whip in Combined Driving, see Chapter DC, DCDC117.2.4; DC117.3; DC117.4; DC126.2.1; DC127.1; DC137.5; DC145.1 Rules for Combined Driving.

CP104 Outside Assistance.

1. Only the driver may handle the reins, whip, or brake during a competition. **Failure to comply incurs elimination.**
2. No change of driver is permitted, except where specified in class description (i.e. Double Jeopardy Obstacles).
3. Drivers receiving outside assistance after the judging has begun will be penalized at the judge's discretion or as specified by class rules unless that assistance has specifically been allowed.
4. Outside assistance which requires elimination includes, but is not limited to:
 - a. The use of communications devices of any kind between the driver and anyone else.
 - b. The use of electrical devices on the carriage intended to give the driver an advantage.
 - c. Directing the driver in any way during a dressage test or on an obstacle course.
 - d. Anyone other than the driver handling the reins, whip or brake during a class.

CP105 Dress of the Driver.

1. Drivers and passengers should be dressed conservatively according to the style of the present day. Any attempt to introduce period costumes or gaudy trappings is discouraged.
2. Dress for the driver should conform to the type of turnout (i.e., Formal, Park, Country, Sporting).
 - a. In pleasure driving competitions, less traditional attire may be appropriate ONLY if it is specifically allowed in the prize list/Omnibus or class description, otherwise a penalty or elimination may result (See Pleasure Driving Appendix A).
3. Gentlemen must wear a coat or jacket while appearing in any class unless excused from doing so by the judge and/or show management. When accepting awards, gentlemen are requested to remove their hats.
4. Ladies must wear a conservative dress, tailored suit, or slacks. Floppy hats are discouraged.
5. Unless otherwise specified the driver shall wear a hat, an apron or knee rug and gloves. Protective head gear may be worn without penalty (see GR801)
6. Long sleeves and brown leather gloves are suggested for all drivers and passengers in pleasure driving classes.
7. All juniors in all competitions must wear protective headgear which meets or exceeds current ASTM (American Society for Testing and Materials)/SEI (Safety Equipment Institute) standards for equestrian use and carries the SEI tag. It must be properly fitted with harness secured. Failure to comply will result in elimination.

SUBCHAPTER CP-3 GROOMS/ATTENDANTS

CP106 Number of Grooms on Vehicle.

1. Two grooms *or passengers* are required on four-in-hands or unicorns to assist in the case of difficulty.
2. A pair, tandem, or *multiple VSE turnout are* required to carry 1 groom *or passenger* to assist in the case of difficulty.
3. A groom *or passenger* is optional for a single horse turnout.
4. Where grooms are required, at least one groom *or passenger must be able to assist in the case of difficulty. Failure to comply may incur elimination or disqualification.*
BOD 1/17/10 Effective 4/1/10

CP107 Dress for Grooms.

1. Grooms of either sex may wear stable livery in any but the more formal vehicles where full livery is appropriate. Where it is specifically allowed in a prize list or class description, less formal attire may be appropriate, but it should always be neat and clean. In all competitions, grooms shall wear a hat.
2. Stable Livery consists of one of the following:
 - a. A conservative suit, white shirt, dark tie, derby, dark shoes and brown leather gloves.
 - b. A conservative jacket, jodhpurs or drill trousers, jodhpur or paddock boots, white shirt, stock or four-in-hand tie, brown leather gloves, derby or conservative cap.
 - c. Hunting attire with a hunting derby or bowler.
3. Full Livery consists of a close fitting body coat with buttons of yellow or white metal to match the furnishings of the harness used (if possible), white breeches, black boots with tan tops, white stock, black top hat and brown leather gloves. The color of the coat remains the owner's preference, but preferred colors are conservative in nature and, where possible, complimentary to the color of the vehicle.
4. The term groom used herein refers to the person who in the opinion of the judge is capable of assisting in the event of difficulty.
5. In all cases, protective headgear and sunglasses may be worn without penalty. (See GR801)

SUBCHAPTER CP-4 THE HORSE

CP108 General.

1. The pleasure driving horse may be of any breed, color or size as long as it is capable of performing the required gaits. In Pleasure Driving Competitions, the minimum age for a horse to be allowed to compete is three years of age. It is encouraged that 3 year olds be restricted to competition in maiden, novice or limit classes and not be allowed to cross enter into other divisions. In multiple turnouts the restrictions should be applied considering the age of the youngest horse. Restrictions must be clearly stated in the prize list/Omnibus. For competition purposes, any horse is considered to be one year old on the first day of January following the actual date of foaling.
2. Horses must be serviceably sound and must not show evidence of lameness, broken wind or impairment of vision in BOTH eyes.
3. In all levels of all Federation licensed Pleasure driving Competitions and in the case of any other Federation rule as it relates to the Pleasure Driving discipline as the context permits it, the term "horse" shall also include mules, donkeys, asses, miniature horses and draft breeds.
4. Stallions are prohibited in all classes restricted to Juniors and classes restricted to Maiden, Novice and Limit drivers.
5. Where entries warrant, Management is encouraged to offer special classes or divisions for those animals mentioned above and for gaited horses who do not naturally trot. In the case of non-trotting horses, the words "intermediate gait" can be used in place of "trot."

CP109 Classifications by Size.

1. Horses over 14.2 hands in height will be classified as a horse. 14.2 hands and under will be classified as a pony. *Those under 99cm (9.3 hands /39") will be classified as VSE (Very Small Equine).*

2. In some competitions the pony division may be divided. Small/medium ponies *not to exceed 2.2* and under (*50"/127cm*) and large ponies will be over 12.2 (*50"/127cm*), not to exceed 14.2 (*58"/147.32cm*).
3. A registered horse of a breed permitting horses to be 14.2 or under (i.e. Arabian, Morgan, Quarter Horse, etc.) may show as a horse, but not as a horse and a pony at the same competition.
4. A multiple turnout must be shown in the classes or divisions which accommodate the tallest horse *or pony*.
5. Very small equines are open to any horse *39"* or under. *BOD 1/17/10 Effective 4/1/10*
6. Very small equines may be combined with ponies/horses in existing pleasure driving classes, or at the discretion of show management and where sufficient entries allow, may be shown in their own division.

CP110 Turnout for the Horse.

1. If shod, horses should be suitably shod for pleasure driving.
2. Braiding of mane is optional. Any mane, tail or fetlock trimming may conform to breed standards. Tails are not braided.
3. The application of artificial hair in mane or tail is prohibited. A tail set or the use of any foreign substance to induce a high tail carriage is prohibited.
4. Tails tied to vehicles or traces are prohibited.
5. In pleasure driving competitions bell boots, shin boots and wraps may be used only on the cross-country courses. In the case of inclement weather, bell boots may be allowed in the ring, at the discretion of the judge.
6. See CP Appendix A- Turnout and Appointments for additional information on turnout for different types of carriages.

SUBCHAPTER CP-5 THE HARNESS

CP111 Driver's Responsibility.

It is the driver's responsibility to see that the harness is in good condition, is clean and fits properly.

CP112 Style of Harness.

1. Specific national types of harness are permitted.
2. Bridles should be adjusted to fit snugly to prevent catching on the vehicle or other pieces of harness. A bridle with reins attached and passed through the saddle terrets must be in place whenever a horse is put to a vehicle. A throatlatch and a noseband or cavesson is mandatory. Under no conditions shall a bridle be removed from a horse while it is still put to a vehicle. Failure to comply will incur elimination. The horse must never be left unattended while put to a vehicle. Failure to comply will incur elimination.
3. Black harness is considered appropriate with painted vehicles, with shaft and pole trimmings done in black. It is also considered appropriate with a natural wood vehicle with iron parts painted any color except brown. Shaft and pole trimmings, dash and fenders are done in black.
4. Russet harness is considered appropriate with:
 - a. natural wood vehicle with brown or black iron,
 - b. painted vehicle with natural wood panels with any color iron, or
 - c. vehicle that is painted brown with brown iron. Shaft and pole trimmings should match the harness.
5. All metal furnishings should match, be secure and polished.
6. Breast collars are appropriate with lightweight vehicles.
7. Full collars are suggested for heavy carriages such as coaches, brakes, phaetons, dog carts, etc. In all pleasure driving classes, collars on four-in-hand leaders are not to be tied together.
8. A correctly fitting harness saddle is important for the comfort of the horse. A wide saddle is suggested for two wheeled vehicles as more weight rests on the horse's back. Narrower saddles are more appropriate for four-wheeled vehicles.
9. Martingales are permitted only if appropriate for a vehicle being used, (e.g. standing martingales are only appropriate for a Stanhope Gig or George IV Phaeton).

10. Martingales and overchecks are prohibited in Driven Dressage and Obstacle classes for all carriages. Failure to comply will incur elimination. Sidechecks are optional. In pleasure driving classes (turnout, working and reinsmanship) overchecks may be appropriate for *certain vehicles*. See *Turnout and Appointments* Appendix A.
11. Tying down of tongue is prohibited.
12. In pleasure driving classes, the collars of four-in-hand leaders are not to be tied together.
13. The use of kicking straps is considered permissible in pleasure driving classes, but they should match the harness being used.
14. Flash nosebands are strongly discouraged in pleasure driving classes.
15. Boots- Bell boots, shin boots and wraps *are allowed in marathon classes and maybe allowed in other classes due to local conditions at the discretion of the judge. (Exception: Driven Dressage)*. Boots protecting the sole of the foot *are* allowed in any pleasure classes. *BOD 1/17/10 Effective 4/1/10*

CP113 Bits.

Snaffle bits and other types of traditional driving bits are allowed. Bits may be covered with rubber or leather. Burr, gag, and twisted wire bits are not permitted.

SUBCHAPTER CP-6 THE VEHICLE

CP114 Driver's Responsibility.

All persons involved in the competition, drivers, passengers, grooms, officials, spectators, etc., should keep safety foremost in their minds. Having the horse under control at all times not only is a safeguard for a driver and his passengers, but for everyone involved in the sport.

CP115 Style of Vehicle.

1. Drivers should strive to present an appropriate turnout. "Appropriate" indicates the balance and pleasing appearance of the combination of horse and vehicle. Factors determining the above include compatible size, type and weight of horse and vehicle. The way of going of the horse may also affect the overall appearance, i.e. a high action horse is more suitable for a formal vehicle; the low going ground covering horse presents a more pleasing appearance for a road or country type vehicle.
2. Wire wheeled and pneumatic tired vehicles are permitted in the following classes (at management's discretion) providing it is so stated in the prize list/catalog.
 - a. If it is the competition's first year as a licensed competition.
 - b. In all pleasure driving classes if the vehicle is an antique wire wheel vehicle (long wire spokes, hard rubber tires).
 - c. In maiden, novice or junior pleasure driving classes.
3. Management may allow the use of more than one vehicle under the same Entry number. This must be clearly explained in the Omnibus/Prize list.
4. Vehicles designed to be servant driven or commercial vehicles and harness are only eligible in classes restricted to their type unless specifically indicated in the prize list.
5. Competition management may elect to restrict combined driving marathon vehicles from participation in pleasure driving competitions. The combined driving marathon vehicle is specifically defined as one that is built for the singular purpose of combined driving marathon use and would not be traditionally appropriate for presentation, dressage or a turnout class.
6. All pair entries must be driven to a four wheel vehicle except a Curricule or Cape Cart with appropriate harness.

SUBCHAPTER CP-7 GENERAL RULES FOR PLEASURE COMPETITIONS

CP116 Entry.

1. An entry is defined as a combination of horse(s), vehicle and driver and must be assigned a specific entry number. If a championship based on Federation Rules is offered, a change of any part of the combination constitutes a different turnout and must be assigned a separate number. In the event that a vehicle is disabled or judged unsafe to con-

tinue, management may authorize the substitution of another vehicle without issuing a new number.

- a. Management may allow changes of an entry (i.e., using a different vehicle for cones) while still compiling points towards a Championship. This must be clearly spelled out in the prize list and/or Omnibus.
2. All entries must have an entry number before entering any class. It is the driver's responsibility to display the proper number for the turnout entering the ring or obstacle course. No award will be given any competitor participating in any class without a number or while displaying the incorrect number for that turnout.

CP117 Division of Large Classes.

1. Large classes should be split by the judge, technical delegate or management if conditions warrant. The size of the ring will determine when a class should be split. Unless the ring is very large, classes of more than 14 entries should be split. In a small ring the class may need to be split at a lower number of entries.
2. The judge has discretion on how the division is made, keeping the following in mind, when applicable:
 - a. separation of multiple and single entries;
 - b. separation of horses and ponies;
 - c. separation of 2- and 4-wheeled vehicles.
3. Management has the option to have final placings determined by working off the leaders of each section or by awarding duplicate ribbons and/or trophies for each section as if they were a separate class.

CP118 Driver's Responsibility.

1. It is the responsibility of the driver to see that he and all attendants and passengers are appropriately attired for the class in question and that the horses are properly presented.
2. Excessive use of the voice, shouting or whistling to the horse may be penalized at the judge's discretion. The driver should strive to control the horse's movements with a discrete use of vocal aids.
3. The driver must be prepared to enter the ring or obstacle course area when his/her class is called. After a reasonable wait, management may announce that a time limit will be invoked as per GR831.2. When the appropriate time has elapsed, the gate or course will be closed and any entry not in the ring or at the course start will be excluded from the class. Management may give permission for the class to be held for an entry which requires an equipment change.
4. In the case of an accident or equipment failure which necessitates repair or readjustment all grooms or passengers carried on the vehicle must dismount the vehicle. They should not remount until the problem has been corrected or the turnout deemed fit to continue. The exception would be in the case of a minor adjustment (i.e. trace down) and only the necessary groom need be put down. Appropriate penalties will be assessed according to class specifications.
5. The driver should always be the first person to enter the vehicle and the last to leave. Passengers must never be left on the vehicle while the driver is dismounted unless the passenger has taken control of the reins.
6. *All entries are expected to conform to the spirit and intent of the USEF general rules for safety. It is the responsibility of each driver to ensure that harness and vehicle are in good repair, structurally sound, and safe for competition conditions. Turnouts without braking mechanisms (such as breeching, brakes, or tug stops with wrap girths) may be restricted from certain classes for safety reasons. Entries may not be allowed to start any class with an unsafe turnout. The judge must eliminate an unsafe entry from any class. Repeated offenses may incur disqualification.*
7. No turnout should rely solely on a groom or other attendant standing on the ground to control the horse/ horses with the exception of hitching and/or unhitching. If a driver dismounts for any reason other than to make minor adjustments to harness, carriage, or to unhitch, the reins should be given to a driver seated on the vehicle.
8. Drivers should strive to maintain a safe distance from other vehicles both during the competition, in the warm up area and parking areas.
9. The Federation neither encourages nor discourages dogs accompanying an entry. *Unless allowed by class rules, dogs are not allowed to run alongside, behind, or under the*

vehicle during competition. (*Exception: CP137 Carriage Dog Class*) In no circumstances may a dog be tied or in any way attached to the vehicle. *BOD 1/17/10 Effective 4/1/10*

CP119 Leaving Arena.

1. No entry may leave the arena after judging has begun without permission from the judge and/or ringmaster. EXCEPTION: In the event of an accident or equipment failure which requires either medical attention or repair, the turnout must leave the arena as soon as possible.
2. If asked to leave the ring by the judge and/or ringmaster, the turnout must do so as soon as possible.

CP120 Groom/Passenger.

1. Minor adjustments to harness may be made upon permission from the judge. A groom/passenger riding on the vehicle may be put down to assist with the adjustment without penalty, except in dressage and obstacle classes.
2. After judging begins, no attendant may enter the arena without the permission of the judge (except in the case of accident, or to prevent an accident).
3. Leading a turnout into the ring or obstacle course start is considered outside assistance and not permitted.
4. Grooms may not stand behind the driver. If the vehicle does not permit the groom to sit behind the driver, permission must be obtained to allow the groom to sit beside the driver in obstacle classes.
 - a. In pleasure driving ring classes (turnout, working and reinsmanship) a groom / passenger may sit beside the driver.
5. When a groom or passenger is put down to head the horse or horses during a line-up, he or she must remount when the driver moves off. This includes individual tests. Exception: For receiving awards. Failure to comply should be penalized.

CP121 Disqualify.

1. *A Competitor, Horse or Entry may be disqualified for being in violation of the Rules at any time.*
 - a. *Those that have been disqualified are prohibited from taking further part in the event and may be required to forfeit all prizes won at the event.*
 - b. *Subsequent disciplinary action may be taken from the Federation.*
- BOD 1/17/10 Effective 4/1/10*

SUBCHAPTER CP-8 CLARIFICATION OF GAITS

CP122 Description of Gaits.

The following descriptions constitute the approved standard for performance of each of the required gaits in a pleasure driving competition.

1. **WALK:** A free, regular and unconstrained walk of moderate extension is required. The horses should walk energetically, but calmly, with even and determined pace. A walk is a four beat gait.
2. **SLOW TROT:** The horse should maintain forward impulsion while showing submission to the bit. The trot is slower and more collected, but not to the degree required in the dressage collected trot. However, the horse should indicate willingness to be driven on the bit while maintaining a steady cadence.
3. **WORKING TROT:** This is a pace between the strong and the slow trot and more round than the strong trot. The horses go forward freely and straight; engaging the hind legs with good hock action; on a taut, but light, rein; the position being balanced and unconstrained. The steps should be as even as possible. The hind feet touch the ground in the foot prints of the forefeet. The degree of energy and impulsion displayed at the working trot denotes clearly the degree of suppleness and balance of the horses.
4. **STRONG TROT:** This is a clear, but not excessive, increase in pace and lengthening of stride while remaining well balanced and showing appropriate lateral flexion on turns. Light contact to be maintained. Excessive speed will be penalized.
5. **HALT:** Horses and vehicle should be brought to a complete square stop without abruptness or veering. At the halt, horses should stand attentive, motionless and straight with the weight evenly distributed over all four legs and be ready to move off at the slightest indication from the driver.

6. **REIN BACK:** Rein back is defined as a backward movement in which the legs are raised and set down simultaneously in diagonal pairs with the hind legs remaining well in line. To be performed in two parts: a) The horse must move backward at least four steps in an unhurried manner with head flexed and straight, pushing the carriage back evenly in a straight line. The driver should use quiet aids and light contact. b) Move forward willingly to former position using the same quiet aids. Road coaches and park drags should not be asked to back.

7. **CANTER:** A controlled three-beat gait consisting of three evenly spaced footfalls followed by a "suspension" phase when all four legs are off the ground. The three beats and suspension are considered one stride.

8. **GALLOP:** A four-beat gait, faster than a canter.

9. **STRIDE:** A stride is defined as the cycle of movement that is completed when the horse's legs regain their initial position. Length of Stride refers to the amount of ground covered by an entire sequence.

10. **INTERMEDIATE GAIT:** Breed-specific gaits will be used in Divisions for non-trotting breeds.

11. In Carriage Pleasure Driving classes for mules and donkeys, the gaits are walk, slow trot and working trot.

SUBCHAPTER CP-9 DIVISIONS.

Pleasure driving classes may be offered in various divisions at the discretion of Management. The following descriptions constitute definitions for some suggested divisions of classes.

CP123 Divisions Based on the Horse.

1. Configuration of turnout being shown (i.e. Single, Pair, Tandem, Unicorn, and Four-in-Hand). If entries warrant, singles may be split into two and four wheel sections.

2. *Horses over 14.2 hands in height will be classified as horses; those 14.2 hands and under will be classified as a pony; those under 99 cm (9.3 hands /39") will be classified as VSE (Very Small Equine).*

3. The pony divisions may be combined *or divided*. Combinations of divisions must be clearly explained in the prize list. Suggested pony divisions, not combined, are as follows:

a. Small pony: not exceeding 12.2 hands (50"/127cm)

b. Large pony: *over* 12.2 hands (50"/127cm); not exceeding 14.2 hands (58"/147.32cm) *BOD 1/17/10 Effective 4/1/10*

4. The minimum age for a horse to compete is three (3) years of age (CP108.1). In multiple turnouts, the restrictions are to be applied considering the age of the youngest horse. It is encouraged that three (3) year old horses be restricted to maiden, novice or limit classes and not be allowed to cross enter into the other divisions. See GR102.

CP124 Divisions Based on the Driver.

1. Gender (i.e. Junior, Adult).

2. Sex (i.e. Lady Driver, Gentleman Driver) may be restricted to a specific age or open to all.

CP125 Divisions Based on Experience.

1. Stallions are prohibited in all maiden, novice and limit driver classes.

2. Maiden – not having won a first place ribbon in an approved ADS and/ or USEF driving competition. Maiden horse and Maiden Driver classes may be offered.

3. Novice – not having won three first place ribbons in an approved ADS and/or USEF driving competition.

4. Limit- not having won six first place ribbons in any approved ADS and/or USEF driving competitions. Limit horse and Limit Driver classes may be offered.

5. Open- open to all drivers as defined in CP102 and to all horses as defined in CP108.

6. Ribbons won in ADS or USEF Carriage Pleasure classes of less than 3 entries are not to effect driver or horse status.

CP126 Special Divisions.

1. Commercial for light or heavy horses to an appropriate commercial vehicle.

2. Breed - some competitions may wish to encourage participation by offering a division for a particular breed or type of horse. In the case of breeds which do not naturally trot, the term "trot" may be replaced in the class description as "intermediate" gait.

- a. Park – A pleasure driving class in which entries are judged primarily on gaits. This class is limited to park type horses and ponies. To be shown in an appropriate vehicle. This class (division) can be offered for Park Vehicles or as a Park Horse Working Horse class. To be shown both ways of the arena at a park walk, park trot and show your horse (a smart trot without excessive speed). Clean rhythmic and fluid action desired which is straight and true. To be judged on quality, performance, presence, manners, and suitability as a stylish harness horse. **TO BE PENALIZED:** Laboring action, mixed gaits, unbalanced action, pulling, tossing the head, fighting the bit, carrying the head to one side, leaving the hocks behind strung out, breaking of gait, loss of form due to excessive speed, bad manners. Entries should stand quietly in the line up.
To be judged:
70% on performance, quality of horse and manners
30% on suitability of vehicle
Gaits: Defining the Gaits:
- (1) Park Walk: a highly collected gait with good action and animation. It should have snap and easy control. It can be either a 2- 4 beat gait. It is performed with great style, elegance and airiness of motion. It should display the horse's good manners.
 - (2) Park Trot: Performed in a highly collected manner, speed to be penalized. The horse's energy should be directed toward animation rather than speed. 2 beat diagonal gait.
 - (3) Show Your Horse: At this command, the driver has the privilege of showing the Park Harness Driving Horse(s) to its (their) best advantage at the trot, but speed will be penalized.
3. Local: for drivers living or horses stabled in a specified local area.
 4. Open: open to all drivers and horses.
 5. Divisions:
 - a. Configuration of Turnout: Single, Pair Tandem, Unicorn, and Four-in-Hand. If entries warrant, single vehicles may be split into two and four-wheeled sections.
 - b. Vehicle type: Antique 2 wheel, 4 wheel, specific vehicle type, etc.
 - c. Local- for drivers residing within or horses stabled within a specified local area.
 - d. Breed- by breed or type of horse.
 6. In all levels of all Federation licensed Carriage Pleasure Driving Competitions and in the case of any other Federation rule as it relates to the Pleasure Driving discipline as the context permits it, the term "horse" shall also include mules, donkeys, asses, burros, miniature horses and draft breeds. As a courtesy to competition management, these entries should contact the competition secretary prior to the competition.
 - a. Where entries warrant, management is encouraged to offer special classes or divisions for those animals mentioned above and for gaited horses.
 - b. If classes are offered for donkeys and/or draft breeds, the gaits required are the walk, slow trot and working trot.
 - c. If classes are offered for donkeys they may be divided into miniature, small, standard, large standard and mammoth.

CP127 Championships.

1. When a championship for a division and/or a show is awarded on points, all competitors in the division and/or show must be given equal opportunity to accumulate points. All sections/divisions included in the championship must have an equal number of classes.
2. Competition management is strongly encouraged to post a scoreboard in a prominent place. The scoreboard should be updated throughout the competition and at least 30 minutes prior to making the championship awards.
3. A tie in championship points may be broken at the judge's discretion by best placing in the reinsmanship class, or working class if reinsmanship is not offered, or by a work-off.
4. A tie for reserve may be decided by a coin flip if all parties agree; if not, a work off will be conducted.
5. Points for all classes are awarded as follows:

NUMBER OF EXHIBITORS

Placings	3-8	9-15	16-25	26+
1	15	20	25	30

2	10	15	20	25
3	5	10	15	20
4	4	5	10	15
5	3	4	5	10
6	2	3	4	5

- a. All placings are final one hour after the conclusion of the show. It is recommended that championship results are posted as soon as possible after conclusion of classes.

SUBCHAPTER CP-10 CLASS SPECIFICATIONS

CP128 Pleasure Driving Turnout.

1. A pleasure driving class in which entries are judged primarily on the performance and quality of each turnout. To be shown both ways of the arena at a walk, slow trot, working trot, and strong trot. To stand quietly and to rein back.
2. To be judged: 70% on the condition, fit and appropriateness of harness and vehicle, neatness and appropriateness of attire and overall impression; 30% on performance, manners and way of going.

CP129 Pleasure Driving - Working.

A pleasure driving class in which entries are judged primarily on the suitability of the horse to provide a pleasant drive. To be shown both ways of the arena at a walk, slow trot, working trot and strong trot. To stand quietly, both on the rail and while lined up, and to rein back. All entries chosen for a workout may be worked both ways of the arena at any gait requested by the judge and/or may be asked to execute a figure of eight. To be judged: 70% on performance, manners and way of going of the horse(s); 20% on the condition and fit of harness and vehicle; 10% on neatness of attire.

CP130 Reinsmanship.

1. Pleasure Driving – Reinsmanship.
 - a. A pleasure driving class in which entries are judged primarily on the ability and skill of the driver. To be shown at a walk, slow trot, working trot and strong trot. Drivers shall be required to rein back. All drivers chosen for a workout may be worked at any gait requested by the judge and may be asked to execute a figure of eight and/or perform other appropriate tests. The driver should be seated comfortably on the box so as to be relaxed and effective. Either the one or two-handed method of driving is acceptable. Common to both methods, the elbows and arms should be close to the body with an allowing but steady hand enabling a consistent “feel” with the horse’s mouth. Drivers should not be penalized or rewarded for using one general style over another. In order to evaluate a driver’s versatility, the judge may request a test involving driving with one hand.
 - b. To be judged: 75% on handling of reins and whip, control, posture, and overall appearance of driver; 25% on the condition of harness and vehicle and neatness of attire.
2. Freestyle – Reinsmanship
 - a. A Pleasure Driving class in which entries are judged individually on the *ability and skill of the driver's execution of a two minute self-designed driving test. Any driving style may be used.*
 - b. *Eight required elements must be executed: The first element: Enter/Halt/Salute, to be followed by these elements driven in any order: Walk, Slow Trot, Working Trot, Strong Trot, Halt (stand quietly), Reinback, Salute. The final element, indicating the completion of the test is the halt/salute. Exit the area at a working trot.*
 - c. *If an element is driven more than once, only the first occurrence will receive a score.*
 - d. *Entries may complete the test in less than two (2) minutes. If the entry exceeds the two (2) minute time limit, no signal will be given until the 2 ½ minute mark at which time the entry will immediately leave the test area.*
 - e. *Management must publish in the Omnibus/Prize List a description of the competition area including approximate dimensions.*

- f. *Prior to the start of the show*, entries must submit a clearly composed, legible description and diagram of their test to the Organizer *on the Freestyle Reinsmanship Form*.
- g. At management's discretion, music may be allowed. *Overall Impression score will decide ties.*
- h. *Scoring: Half points may be used for scoring all elements*
- | | |
|---|---|
| <i>Handling of reins and whip, control, posture</i> | <i>8 elements, maximum 10 points each</i> |
| <i>Overall Impression of the Driver</i> | <i>maximum 10 points</i> |
- Best possible total score is 90 points.*
- i. *Penalties:*
- | | |
|--|--------------------------|
| <i>Failure to perform any element</i> | <i>0 points</i> |
| <i>Exceeding the two minute time limit</i> | <i>5 point deduction</i> |
3. *Super Reinsmanship*
- a. *Specifications: To be judged on the driver's skill demonstrating the use of aids, control of the horse(s), accuracy, quality of transitions and gaits, with additional consideration of impressions of the turnout and driver.*
- b. *Tests: All of the entries will complete a number of prescribed movements in order (between 8-12 movements are recommended)*
- c. *Entries must follow the designated track without deviation. Numbered markers, such as cones set at 200 cm, or numbered natural elements, such as trees, shall be used to designate the sequence and starting point of each movement.*
- d. *Management may use one of the Super Reinsmanship tests or may design a suitable test to be used. (Appendix D)*
- e. *Tests must be posted at least one (1) hour before the start of the class.*
- f. *The judging for all Super Reinsmanship tests begins when the entry enters the ring/test area.*
- g. *Position and Aids: The driver should be seated comfortably on the box so as to be relaxed and effective. Either the one or two-handed method of driving is acceptable. Common to both methods, the contact with the horse's mouth should be maintained with an elastic, supportive hand.*
- h. *Drivers should not be penalized or rewarded for using one style over the other. The use of the whip and the voice are important aids in driving and should be used effectively and discreetly.*
- i. *Scoring: The entry receives numerical scores between 0-10 for:*
- (1) Each movement--on the use of aids, control of the horse(s), accuracy, quality of transitions and gaits (maximum total score=10 X number of movements)*
 - (2) Overall impression--- of the turnout on the condition and fit on the harness and vehicle, neatness of attire. (Maximum total score=10)*
 - (3) General Impressions---of the driver on posture, relaxation, confidence, and effectiveness. (Maximum score=10)*
- j. *Perfect Score: 10X total number of movements + 10 for Overall Impression + 10 for General Impression*
- k. *Ties are decided by the total of the Overall Impression and General Impression scores.*
- l. *The scale of marks:*
- | | |
|-----------------------|------------------------|
| <i>10 Excellent</i> | <i>4 Insufficient</i> |
| <i>9 Very Good</i> | <i>3 Fairly Bad</i> |
| <i>8 Good</i> | <i>2 Bad</i> |
| <i>7 Fairly Good</i> | <i>1 Very Bad</i> |
| <i>6 Satisfactory</i> | <i>0 Not Executed*</i> |
| <i>5 Marginal</i> | |
- * *Not executed means that nothing of the required movement has been performed*
- m. *Penalties:*
- (1) Off course*
 - (a) When a movement is driven out of sequence, the judge will signal the entry and indicate the error. Drivers should resume the test from the error occurred. 10 points subtracted from the total score per occurrence.*

(2) Entries will be eliminated for:

(a) Outside Assistance: If the groom or passenger touches the reins, whip or brake or if the driver receives assistance from any source.

(b) Failure to carry a whip in hand.

(c) Failure to start the test one (1) minute after the signal to proceed or starting before the signal. BOD 1/17/10 Effective 4/1/10

SUBCHAPTER CP-11 CLASS SPECIFICATIONS - COMBINATION

SECTION 1. Introduction and General Rules.

CP131 Introduction.

In combination classes the driver is asked to drive for a portion of the class and then to ride for the remainder of the class.

CP132 General Rules.

1. The entry must be shown by the same person in all sections or by one in the drive section and another in the ride section(s) at management's discretion. The conditions must be clearly explained in the prize list.
2. Up to 2 grooms or attendants may assist with unharnessing and saddling.
3. A bridle with a rein attached and passed through the saddle terrets must be in place whenever a horse is put to a vehicle. Failure to comply will incur elimination.
4. The judge may not request that entries be reharnessed after performing under saddle.
5. The judge may allow vehicles to remain in the arena or request that they be removed. If vehicles are removed, additional attendants may enter the arena to assist. If allowed to remain in the arena, a groom is permitted to attend the vehicle and wheel horse in a sporting tandem class.
6. Protective headgear must be worn by riders in all classes requiring horses to jump. This headgear must replace driving hats immediately prior to the jumping performance.
7. In combination hunter and sporting tandem classes, jumps must be adjusted for horses and ponies, regardless of whether they are competing separately or one against the other. Ponies jump 2'- 2'6" and horses a 2'6"- 3' (See CP109).
8. Riders must be provided a practice jump prior to any class in which jumping is required. A diagram of the course must be posted at least one hour before class time.
9. In sporting tandem classes, the leader and wheel horse need not be matched as to color, size, way of going, or breed.

SECTION 2 - Class Conditions.

CP133 Drive and Ride.

1. Single horse to be shown in two concurrent sections:
 - a. In Harness: To be shown to a suitable pleasure driving vehicle, both ways of the arena at a walk, slow trot, working trot, and strong trot. To stand quietly and to rein back.
 - b. Under Saddle: To be shown both ways of the arena at a walk, trot, and canter. To stand quietly and to rein back.
 - c. To be judged: 50% on performance, manners, way of going and suitability in harness; 50% on performance, manners, and way of going under saddle.

CP134 Combination Hunter Single Horse.

1. To be shown in two or three concurrent sections.
 - a. In Harness: To be shown to a suitable pleasure driving vehicle, both ways of the arena at a walk, slow trot, working trot, and strong trot. To stand quietly and to rein back.
 - b. Under Saddle: To be shown under saddle both ways of the arena at a walk, trot, canter, and hand gallop. To stand quietly and to rein back. Additional tests may include mounting and dismounting, opening a gate, etc.
 - c. Over Fences: To be shown over a course of no more than four fences (combinations are not permitted). Protective headgear must be worn.

- d. To be judged: 40% on performance, manners, way of going and suitability in harness; 30% on performance, manners and way of going under saddle; 30% on hunting performance over fences.
2. Competition organizers may omit the Under Saddle section, in which case the following percentages shall apply: 50% on performance, manners, way of going and suitability in harness; 50% on hunting performance over fences.

CP135 Sporting Tandem.

1. To be shown in two sections.
 - a. In Harness: To be shown to a suitable tandem vehicle with leader wearing a hunting saddle, hunting bridle and breast collar. To be shown both ways of the arena at a walk, slow trot, working trot and strong trot. When the wheel horse is performing the required trot gaits, the leader may be allowed to canter. To stand quietly, and to rein back. Entries may be asked individually to execute a figure of eight.
 - b. Under Saddle: The leader to be shown under saddle both ways of the arena at a walk, trot, canter, and hand gallop. To stand quietly and to rein back. Entries may be asked individually to jump two fences. Protective headgear must be worn. GR801
 - c. To be judged: 60% on performance, manners and way of going in harness; 40% on performance, manners and way of going under saddle.

Subchapter CP-12 CLASS SPECIFICATIONS - CONCOURS D'ELEGANCE

SECTION 1 - Introduction and General Rules.

CP136 General Rules.

1. The class may be judged:
 - a. as a separate class
 - b. in conjunction with the marathon
 - c. by overall impression throughout the competition
 - d. Whichever method is to be used must be clearly explained in the prize list.
2. The entry fee for the class remains the option of the management, however, if the class is judged in conjunction with a marathon or on an overall impression throughout the competition, it is recommended that no entry fee be charged and all participants be eligible.
3. Management may invite a local dignitary or celebrity to act as an honorary judge; an ADS or USEF recognized judge must also be in the ring.

SECTION 2 - Class Conditions.

CP137 Class Conditions.

The essence of the competition is the word "Elegance". The winner will be the turnout which, in the opinion of the judge, presents the most elegant effect. This will include vehicle, harness, appointments, horses, driver, passengers, grooms, etc., but above all, general impression is most important. Vehicle and harness may be inspected to insure thoughtful restoration and careful maintenance. Attention will be paid to the personal appearance of the driver, grooms, and passengers as it contributes to the overall picture. Period costumes are definitely prohibited, unless otherwise stated in the prize list. Performance will not be judged unless it detracts from the elegance of the turnout.

CP138 Carriage Dog Class.

1. Judged primarily on suitability of the dog to serve as a companion (maximum one [1] dog per carriage). To be judged both ways of the arena at a walk, slow trot, and working trot. The dog *should be standing, lying down*, seated in the carriage *or should* run behind, beside or at the axle of the carriage. The dog must be under control at all times. The dog *must* not be led on the ground from the carriage or be restrained by being tied to the carriage, driver *or passenger*. The driver *should* not hold the dog, and the dog *should* not interfere with the driver in any way.
2. The dog may be of any breed.
3. To be judged:
 - a. 60% on *the suitability of the dog to serve as a companion*
 - b. 30% on the performance, manners and way of going of the horse(s)
 - c. 10% on overall impression of the turnout, including the dog

d. Entries with a dog clearly not under control may be eliminated
BOD 1/17/10 Effective 4/1/10

4. As a variation, the spectators, in the form of applause, may judge this class. The judge may stand behind each entry and raise a hand, asking the spectators to respond. If this method of judging is to be used, it must be so stated in the prize list.

SUBCHAPTER CP-13 CLASS SPECIFICATIONS - OBSTACLE DRIVING

SECTION 1 - Introduction and General Rules

CP139 Attire.

Drivers should dress appropriately when competing in any pleasure driving class, including obstacles. This should be show attire unless otherwise specified in the prize list.

CP140 Participation.

1. A driver may not compete more than once in the same obstacle class or in classes which use the same course.
2. A horse may not be entered more than once in the same obstacle class or in classes which use the same course.
3. A person who rides as a groom/passenger with one entry may not compete as a driver in the same class, or in any class using the same course.
4. Grooms may not stand behind the driver. If the vehicle does not permit the groom to sit behind the driver, permission must be obtained to allow the groom to sit beside the driver.

CP141 Course Walk.

1. Drivers must be allowed time to walk the course prior to the start of a class and to inspect each obstacle.
2. While walking the course, drivers shall not alter, adjust or in any way move an obstacle, or any part thereof. Should a competitor have any question regarding a specific obstacle or obstacle, he should call it to the attention of the technical delegate for clarification and/or adjustment.

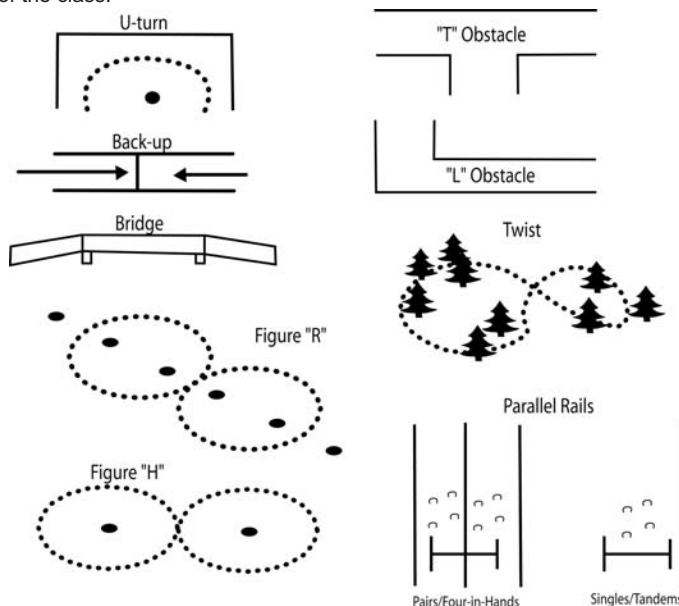
CP142 Schooling.

1. A practice obstacle must be provided for use in a specified area. Times for the use of the area may be controlled by management.
2. Drivers are prohibited from driving, leading, or riding horses or from allowing the horses to be driven, lead, or ridden on any course at any time prior to the competition. Failure to comply incurs elimination.

CP143 The Course.

1. The course may consist of individual (paired cones) or other type markers (rails, fence panels, barrels, etc.).
2. Each obstacle on a prescribed course must be numbered consecutively and marked red on the right, white on the left (Exceptions: Scurry, Pick Your Route and Gambler's Choice classes). Any obstacle that cannot be clearly marked, for example, a figure of eight or an obstacle that requires a back-up, must have a clearly drawn pattern explaining the correct entrance, exit and required path on the course diagram. Within courses that consist of numbered obstacles, if possible it is suggested the number of an obstacle should be visible from the obstacle before it; i.e. #3 from #2. Only in Gamblers Choice classes are point values displayed. In Reverse Psychology and Double Jeopardy classes, a different colored set of numbers may be placed to indicate the required "reverse" course.
3. Obstacles requiring a halt or a back-up are not permitted except in Gambler's Choice class.
4. If any part of an obstacle is at any time disturbed or dislodged out of its sequence or if any obstacle, start, or finish line is driven backward or driven twice, it will be considered to have been driven incorrectly and will be scored under the rules for each specific class. See exceptions regarding the correct driving of the start and finish lines for Scurry, Pick Your Route, Gambler's Choice and Double Jeopardy classes.
5. The entire turnout (all horses and vehicle) must pass through the markers. If the vehicle straddles a marker, score for a disobedience will incur regardless of an actual disturbance.

- If the entire turnout passes outside of the markers, the competitor will be judged off course. All wheels must pass through the start and finish markers to be considered driven correctly.
- When a disturbance or dislodgement occurs at a complicated obstacle (figure of eight, U-turn, L-turn, etc.) the intended pattern must be completed as closely as the disturbance or dislodgement will allow or the obstacle will be considered driven incorrectly and scored under the rules for each specific class.
 - An obstacle course will be considered "different" only if its pattern is reversed or its obstacle sequence is altered (minimum 30% or of the obstacles have their sequence changed or reversed). Removing or adding obstacles at the beginning or end of a diagrammed pattern does not constitute a course change.
 - While many devices prove useful as obstacle markers, the traffic cone (see illustration) is the most easily obtained and quickly set. Cones used should be standard height with hollow tops to accommodate a ball, orange or similar round object.
 - A course diagram and applicable time allowed must be posted at least two hours before the start of the class.



CP144 Width of Obstacles.

- The track width is measured at ground level on the widest track width of the vehicle. An allowance may be added for multiple horses that are wider than the wheel width of the vehicle.
 - Classes emphasizing

(1) Precision (Fault classes)	8-10"	20-25 cm
(2) Speed (Speed Classes)	12-16"	30-40 cm
(3) Four-in-hand Classes	16-20"	40-50 cm
 - Following are settings for multiple obstacles:

(1) L Shaped Obstacle	12 ft. (3.6 m)
(2) U Shaped Obstacle	12 ft. (3.6 m),in; 15 ft. (4.5 m), out
- Maiden classes will benefit from wider adjustments.
- Metric and U.S. Customary measurements are given to assist the management and a metric conversion chart is shown below. In this way, either style of measuring can be used depending on the equipment available.

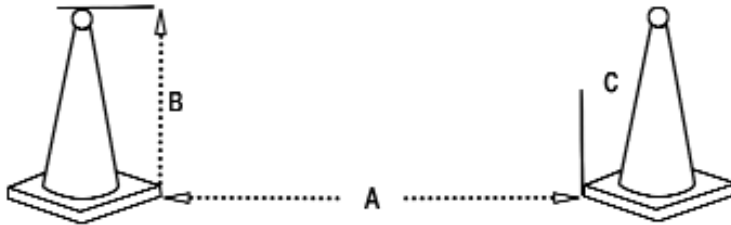
METRIC CONVERSION CHART

WHEN YOU KNOW	MULTIPLY BY	TO FIND
Inches	2.54	centimeters

Centimeters	0.3937	inches
Yards	.9	meters
Meters	3.281	feet
Feet	0.3048	meters
Miles	1.609	kilometers
Kilometers	0.6214	miles

CP145 Measurement of Obstacles.

1. Markers are set in pairs, the specified distance wider than the track width.
2. For traffic cones adjustment is made as follows:
 - a. The track width of each vehicle should be taken at the ground on the widest pair of wheels. The allowance is added and the cones aligned and adjusted from corner to corner. This allows the greatest distance between the corner of the base and the upright portion of the cone. The taper of the cone provides clearance for normal hubs or whiffletrees or splinter bars.
 - b. If a whiffletree or splinterbar proves to be too wide for this arrangement, the cones may be adjusted using the whiffletree measurement plus the appropriate allowance, measured at the height on the cone that is the same height as the whiffletree is above the ground. (See illustration below)



3. On markers with perpendicular sides, adjustment for the widest part of the vehicle at the highest part of the marker may be made.
4. Care should be taken when numbers are placed on markers to ensure that the numbers do not protrude inside the markers where they might be hit without hitting the obstacle itself.
5. It is the responsibility of the technical delegate to insure that each set of markers be properly adjusted.
6. The Technical Delegate should inspect any marathon, cross-country course or obstacle course at a time early enough to allow any changes or alterations to conform to the rules and directives for safety and drivability. The Technical Delegate must bear in mind that alterations to any course are only in order if the plan violates a specific rule or is clearly undrivable or unsafe.

CP146 Time Allowed.

1. Obstacle courses should be accurately measured with a measuring wheel, if possible, or tapeline.
2. The Time Allowed is calculated by dividing the course measurement by the set speed for each class. A driveable line from obstacle to obstacle should be followed when determining the course length.
3. Suggested speeds:

a. Singles	725 ft. (220 m) per minute
b. Pairs	725 ft. (220 m) per minute
c. Tandem and Four-in-hand Horses	650 ft. (200 m) per minute
d. Tandem and Four-in-Hand Ponies	620 ft. (190 m) per minute
4. Time Limits are twice the Time Allowed.
5. Any obstacle class in which placings are decided using a total time, does not require calculating a "time allowed". A time limit may be set, at management's discretion, allowing a reasonably easy speed required to complete the course, keeping in mind the tightness of turns and limitations of the arena.

CP147 Timing.

1. Timing with Stopwatches. Time is taken from the moment the first horse's nose crosses the starting line until the first horse's nose crosses the finish line, except where specifically noted in class specifications i.e., fault and out, progressive, etc...
2. Timing with Electronic Timers. Time is taken from the moment the photocell beam is broken (by the first part of the turnout to reach the starting line) until the beam is broken at the finish.
3. Timing a Stop. If it becomes necessary to stop a competitor for any reason (marker blown over, unauthorized animal or person on course, etc.) a signal will be given and time stopped. The driver will be allowed to go back far enough to regain momentum and wait. A signal is given when the driver must resume the course. The timing watch will be restarted when the competitor reaches the point at which time was stopped.
4. *Signals from the judge to the driver should be audible signals such as a whistle, horn or bell. BOD 1/17/10 Effective 4/1/10*

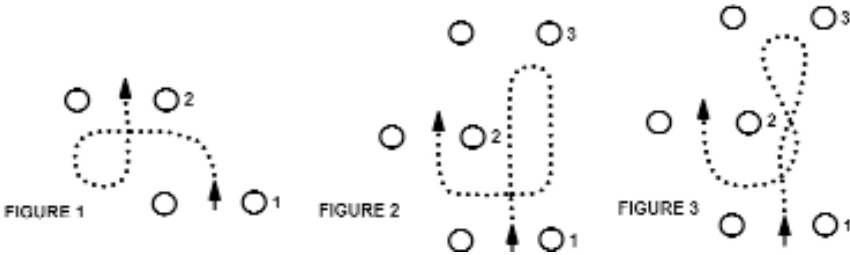
CP148 Scribe.

It is recommended that Management provide a scribe for the judge in all obstacle classes.

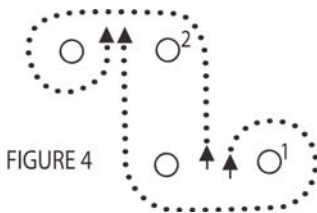
CP149 Disobedience.

Disobediences are penalized as stated in the individual class specifications. They are defined as follows:

1. A run-out comprises evading or passing an obstacle to be driven or the start/finish line.
2. A refusal is defined as stopping and stepping back or sideways before an obstacle.
 - a. Stopping in front of an obstacle without dislodging it and without backing up followed immediately by driving cleanly through is NOT PENALIZED.
 - b. If the halt is prolonged or if the horse backs even a single step voluntarily or not, a refusal is incurred.
 - c. If in the commission of the refusal any part of an obstacle is disturbed and class specifications require repair or resetting, the procedure outlined in CP146.3 will apply.
3. A circle is any form of a circle which causes the driver to cross the original track between two consecutive obstacles except to retake an obstacle after a refusal or run-out.



The figures shown above are circles and are penalized.



This figure is not a circle and is not penalized.

CP150 Other Penalties.

1. Unless otherwise specified, these penalties will apply to all *Time and Specialty* Obstacle classes. *Additional penalties apply as specified in individual class rules. A salute is not required. BOD 1/17/10 Effective 4/1/10*
2. Off course: A driver is off course when he deviates from the designated pattern shown on the diagram by consecutive number and drives an obstacle out of order before correcting the deviation. Any disobedience committed while correcting the deviation must be scored.

Failure to follow a continuous line in a course diagram will not be considered off course unless an obstacle is taken out of order.

3. Outside Assistance. A driver shall be eliminated if a groom or passenger touches the reins, whip or brake or if he receives assistance from any source.
4. Starting Signal. Failure to cross starting line within one minute of the signal to proceed or starting before the signal shall incur elimination.
5. Equipment Failure. Breakage of either harness or vehicle which necessitates a halt for repair shall incur elimination. Management or a technical delegate may insist on a safety inspection of the vehicle before allowing it to be used in future classes. An overturned vehicle incurs elimination.
6. Groom (s) Dismounting. If it becomes necessary for groom (s) or passenger (s) to assist the driver, penalties will be assessed, as indicated in the class conditions, for each incident. If two grooms dismount it is considered to be two incidents. A third incident will incur elimination.
7. Failure of the entire turnout (all horses and vehicle) to pass through the markers or dislodging a starting line marker incurs elimination.
8. Failure to carry a whip in hand incurs elimination.
9. Elimination: Entries eliminated during a class are not eligible for placing in that class, but may compete in other classes at that competition.

CP151 Break In Gait.

1. In pleasure driving competitions, cantering is not allowed unless it is clearly stated in the prize list/ Omnibus.
2. Management is strongly encouraged not to allow cantering in any class unless it is held in a securely enclosed arena. If the cantering is not allowed, a break to a canter or gallop is defined as three full strides if an advantage has been gained, or six short strides (i.e. hopping around a cone) if no advantage is gained. A prolonged canter or gallop is defined as more than 6 full strides.
3. A break to canter or the walk will be penalized by the judge if, in the opinion of the judge, the entry is gaining an advantage. Prolonged cantering will be penalized unless required in the class specifications. A break to a walk is defined as two full strides.
4. In a multiple turnout all horses must break for a penalty to be assessed.
5. Stopping: See CP148.

CP152 Ties in Placing.

1. Ties may *remain* or be *decided at the discretion of the judge* by a coin-flip *or a drive-off.*
BOD 1/17/10 Effective 4/1/10
2. If two entries under the same ownership are tied, the owner may designate the order of finish.
3. Any competitor who advises the judge that he will not participate in a drive-off shall be placed last of the competitors in that drive-off. Should more than one of the tied competitors elect not to participate, all those not participating shall remain tied among themselves. Should there be only one remaining competitor, he is required to attempt at least the first obstacle to earn first placement in the drive-off.
4. Except in the Fault and Out class, when two or more competitors incur elimination during a drive-off, they remain tied regardless of the cause of elimination or point at which it occurred. A competitor who voluntarily withdraws must always be placed after a competitor who has been eliminated in the same drive-off.

SECTION 2 - Obstacle Driving Class Conditions.

CP153 Obstacle Driving - Time Competition.

1. To be driven over a prescribed course of obstacles. The number of obstacles to be proportionate to the dimensions of the driving area. Not to exceed 20 obstacles.
2. After passing the starting line, the driver shall proceed through each obstacle in order to the designated finish line.
3. Course faults are scored as penalty seconds and are added to the driver's elapsed time. Placings are determined on a low total time basis. Ties for first will be decided by a drive-off (unless otherwise stated in the prize list).
4. Penalties:
 - a. Knocking over start or finish marker 5 seconds

b. Knocking down or dislodging obstacle	5 seconds
c. Break in gait, if not allowed (CP150)	
(1) 1st break to canter	5 seconds
(2) 2nd break to canter	5 seconds
(3) 3rd break to canter	5 seconds
(4) 4th break to canter	Elimination
(5) Prolonged canter or walk	Elimination
d. Disobedience and/or groom dismounting (cumulative over course)	
(1) 1st incident	5 seconds
(2) 2nd incident	10 seconds
(3) 3rd incident	Elimination
e. Starting before signal	Elimination
f. Failure to cross starting line within one minute of signal	Elimination
g. Off course	Elimination
h. Outside assistance	Elimination
i. Failure to carry whip (CP103.2)	Elimination
j. Use of a tie-down or overcheck	Elimination
k. Breakage of harness or vehicle	Elimination
l. Overturned vehicle	Elimination
m. Exceeding Time Limit (2x time allowed)	Elimination

CP154 Specialty Time Competitions.

1. Scurry Obstacle

- To be driven over a course of unnumbered obstacles consisting of cones and balls, or the equivalent, not to exceed 10 obstacles.
- After passing the start *markers* from any direction, the driver shall proceed at the trot through each obstacle from any direction, in any order. Each obstacle must be driven once. Upon completion of course, the driver must pass through the finish from any direction, where time will be taken.
- Refusals, run-outs and circling will not be penalized.
- Course faults will be scored as penalty seconds and added to the driver's elapsed time. Placings will be determined on a low total time basis. Ties for first place will be broken by a drive-off, unless otherwise stated in the prize list.
- Penalties

(1) Knocking over start or finish marker	5 seconds
(2) Knocking down or dislodging a ball or any part of any obstacle any time while on course	5 seconds
(3) Break to canter	
(a) 1st break to canter	5 seconds
(b) 2nd break to canter	5 seconds
(c) 3rd break to canter	5 seconds
(d) 4th break to canter	Elimination
(e) Prolonged canter	Elimination

f. Groom (s) dismounting (cumulative over course)

(1) 1st incident	5 seconds
(2) 2nd incident	10 seconds
(3) 3rd incident	Elimination

- Starting before signal
- Failure to cross starting line within one minute of signal
- Missing an obstacle
- Exceeding time limit (if applicable)
- Failure to carry whip (CP103.2)
- Use of a tie-down or overcheck
- Breakage of harness or vehicle
- Overturned vehicle

2. Obstacle Driving - Pick Your Route

- To be driven over a course of obstacles (paired markers) with no set route. The number of obstacles to be proportionate to the dimensions of the driving area. Not to exceed 20 obstacles.

b. Typically obstacles in this type of class are not measured for each entry, but are set at 2.5 meters or 8'3" at the start of the competition, and only reset in the event of a knockdown.

c. After passing *through* the *markers*, the driver shall proceed through each obstacle to the designated finish line, choosing his own route. Each obstacle is to be negotiated once and only once, but may be approached from either direction.

d. Course faults are scored as penalty seconds and are added to the driver's elapsed time. Placings are determined on a low total time basis.

e. Penalties (as they differ from those in CP153):

(1) Knocking down or dislodging obstacle	5 seconds
(2) Driving through an obstacle again	10 seconds each time
(3) Missing an obstacle	Elimination
(4) Failure to carry a whip (CP103.2)	Elimination
(5) Use of a tie down or overcheck	Elimination
(6) Breakage of harness or vehicle	Elimination
(7) Outside assistance	Elimination
(8) Overturned vehicle	Elimination
(9) Groom (s) dismounting (cumulative over course)	
(a) 1st incident	5 seconds
(b) 2nd incident	10 seconds
(c) 3rd incident	Elimination

3. Obstacle Driving - Double Jeopardy

a. To be driven over a prescribed course of obstacles (paired markers) by an entry with two drivers. *From* 8-10 obstacles are recommended as a course length, but the number *may* be adjusted to be proportionate to the dimensions of the driving area. Failure to come to a halt to exchange reins *and whip* will incur elimination.

b. After passing *through* the *markers*, the first driver shall proceed through each obstacle and *through* the designated *finish markers for the first course and come to a halt. The second driver then takes the reins and whip. Only after there is complete control of the reins and whip may the second driver proceed, beginning with the designated Start markers for the reverse course, continuing through the obstacles in reverse order and in the reverse direction and through the designated Finish markers for the reverse course. It is recommended that a different colored set of numbers be placed to indicate the required "reverse" course.*

(1) Failure to come to a halt before the exchange of reins.

c. Course faults are as listed in CP153. Course faults are scored as penalty seconds and are added to the driver's elapsed time. Placings are determined on a low total time basis. Ties for first will be decided by a drive-off (unless otherwise stated in the prize list).

4. Obstacle Driving- Town and Country

a. Same rules as Timed Obstacles CP152 with the following exceptions:

(1) Obstacles set at 80 inches (2.0 m) for all competitors.

(2) At least 70% of the obstacles must be obstacles that would be encountered while out driving through town or country; i.e. mailbox and cones, trash barrel and cone, flagpole and a cone, fence section and cone, bridge, poles set like guardrails, woodpiles, artificial animals (these should be set at a distance from a pair of cones to avoid frightening horses.)

5. Obstacle Driving - Reverse Psychology

a. *To be driven over a prescribed course of obstacles (paired markers). From 8-10 obstacles are recommended as a course length, but the number may be adjusted to be proportionate to the dimensions of the driving area.*

b. *After passing through the Start markers, all of the obstacles shall be driven in the correct sequence. After completing the highest-numbered obstacle, the driver will turn and drive that obstacle in the reverse direction and continue to drive all of the remaining obstacles in the reverse order in the reverse direction and through the Finish markers where timing will stop.*

- c. Course faults are listed in CP153.1. Course faults are scored as penalty seconds and are added to the driver's elapsed time. Placings are determined on a low total time basis. BOD 1/17/10 Effective 4/1/10*
6. Obstacle Driving - Your Route/ My Route
- To be driven over a course of 10 numbered obstacles (paired markers) consisting of cones and balls.
 - For all competitors, recommended obstacle width setting is 80 inches (2.0 m) for paired markers and a minimum of 12 feet (3.6 m) for multiple obstacles such as "L" and "U" shapes.
 - The competitor drives through the start gates where timing starts and then proceeds to drive through all 10 obstacles in order.
 - Once the driver has driven completely through the tenth obstacle, he must then drive all of the obstacles again, in any order and in either direction choosing his own route, to the finish gate, which may also be driven in either direction, where timing will stop. (In classes of this type, often competitors will merely drive the same course over again following the numbers.)
 - The Course Designer needs to be reminded to design a course that contains shorter, faster routes if the obstacles are driven out of order.
 - Course faults are assessed as penalty seconds and are added to the driver's elapsed time.
 - Placing is determined on a low total time basis.
 - Ties for first may be decided by a drive-off (unless otherwise stated in the prize list).
 - Penalties

(1) Knocking down a start or finish marker	5 seconds
(2) Knocking down an obstacle	5 seconds
(3) Break to canter:	
(a) 1st break to canter	5 seconds
(b) 2nd break to canter	5 seconds
(c) 3rd break to canter	5 seconds
(d) 4th break to canter	Elimination
(4) Disobedience:	
(a) 1st disobedience	5 seconds
(b) 2nd disobedience	10 seconds
(c) 3rd disobedience	Elimination
(5) Starting before the signal	Elimination
(6) Failure to cross the starting line within one minute of signal	Elimination
(7) Failure to drive obstacles 1-10 in order	Elimination
(8) Omitting an obstacle or driving an obstacle twice in the second half of the round.	Elimination
(9) Exceeding time limit, if applicable	Elimination
(10) Outside assistance	Elimination
(11) Failure to carry a whip	Elimination
(12) Use of a tie-down or overcheck	Elimination
(13) Breakage of harness or vehicle	Elimination

CP155 High Point Competitions.

1. Obstacle Driving - Fault and Out
- A timed course of numbered obstacles to be driven at the trot. The number of obstacles to be proportionate to the dimensions of the driving area, and may not exceed 10 obstacles.*
 - After passing *through the markers*, the driver shall proceed through each *consecutively numbered* obstacle, in order, until the allowed time expires (*suggested time 90 seconds - 2 minutes*), or *until* an obstacle is dislodged or a disobedience occurs.
 - If all the obstacles are *driven* cleanly before the *allowed* time expires, the driver will begin the course again, *starting with Obstacle #1*, without *having to pass* through the start markers.
 - Two points will be scored for each obstacle cleared before the allowed time expires, a disobedience occurs or an obstacle is dislodged.*
 - When the allowed time expires, a disobedience occurs or an obstacle is dislodged, a signal will be given. The driver shall then proceed through the next consecutively*

numbered obstacle. The time will be taken when the rear axle clears this obstacle. If that obstacle is cleared, one point is scored. If it is dislodged, no points for that dislodged obstacle are scored but the time is still taken.

f. A disobedience (refusal, run-out, circle) or *a break to a canter is considered* a dislodgment of the obstacle at which the disobedience occurs.

g. *Going off course or dislodging a Start marker will incur elimination. Failure to drive the next consecutively numbered obstacle after the whistle is blown is considered "off course" and will incur elimination. Passing through the Start markers more than one time is not considered "off course".*

h. *The score of a driver who fails to drive the next obstacle shall count, up to the point where the signal is given, but the competitor must be placed after those with an equal score and time*

i. Placings will be determined by the greatest number of points. Time will decide ties. If a tie remains with equal points and time, the winner will be decided by a drive-off.

j. Points and Penalties:

- | | |
|--|--------------------------|
| (1) Obstacle cleared | 2 points |
| (2) <i>Obstacle cleared after signal given</i> | 1 point |
| (3) Failure to drive obstacle after signal | No Time (not eliminated) |
| (4) Disobedience, Break in Gait, <i>Groom Dismounting will be considered a dislodgment of the obstacle at which the disobedience occurs.</i> | (Refer to CP149, CP151) |
| (5) Outside Assistance | Elimination |
| (6) Breakage of Harness or Vehicle | Elimination |
| (7) Failure to carry a whip in hand | Elimination |
| (8) Use of a tie-down or overcheck | Elimination |
| (9) <i>Going Off-Course or Dislodging a Start Marker will incur Elimination. Passing through the starting markers more than (1) one time is not considered "off course"; however, should it be dislodged, the appropriate penalty of dislodging a start marker is Elimination.</i> | |
| (10) Overturned Vehicle | Elimination |

2. Obstacle Driving - Progressive

a. To be driven at the trot over a course of six numbered obstacle which will be adjusted to the following clearances: #1 - 20", #2 -16", #3 -12", #4 - 8", #5 - 4", #6 - 2" or #1 - 51cm, #2 - 41cm, #3 - 30cm, #4 - 20cm, #5 - 10cm, #6 - 5cm.

b. After passing through the starting line, the entry will proceed through each obstacle, in order, until finishing the course or dislodging an obstacle.

c. Scoring

- (1) Time to be recorded when the rear axle clears the last obstacle. Points accumulated up to that point count.
- (2) Time to be recorded when an obstacle is dislodged, points accumulated up to that point count Exception: Dislodging a start marker incurs elimination.
- (3) For a disobedience or for going off course, points accumulated up to that point count; however, no time will be recorded.
- (4) Two points given for each set of cones cleared. No points given for dislodged obstacle.
- (5) Placings determined on the high point basis.
- (6) *For ties, refer* to CP152.
- (7) Entries with accumulated points and no recorded time are placed after those with equal points and recorded times.

d. Penalties

- | | |
|-------------------------------------|--|
| (1) Dislodging an obstacle | Accumulated points and time recorded to that point |
| (2) Break in gait to canter or walk | Accumulated points and time recorded to that point |
| (3) Disobedience | Accumulated points count; no time recorded |
| (4) Off course | Accumulated points count; no time recorded |
| (5) Groom(s) dismounting | Accumulated points count; no time recorded |

3. Obstacle Driving - Gambler's Choice

- a. To be driven over a course of unnumbered obstacles each carrying a specific point value.
- b. Each driver has the same *allowed* time to negotiate as many obstacles as possible. Each obstacle is assigned a point value according to its degree of difficulty and each driver tries to amass as high a score as possible within the time allowed.
- c. After passing through the *Start markers*, the driver may drive through the obstacles, in any order, from any direction. Each obstacle may be driven twice, but not in succession. If driven a third time, no points will be awarded.
- d. No obstacle may be redriven once it has been disturbed. (Exception: obstacles which are designed to be knocked down).
- e. No points will be awarded for an incorrectly completed obstacle. If the obstacle is incorrectly driven, but not disturbed, it may be attempted again.
- f. In this class the circling rule does not apply. If a horse should refuse or run out at an obstacle without disturbing it, the driver may elect not to attempt it and may drive to another obstacle without penalty. The obstacle may be attempted later, and if correctly driven, the appropriate points will be recorded.
- g. A signal will sound at the end of the allowed time and the driver must then exit through the *Finish markers* when the total time on the course will be recorded.
BOD 1/17/10 Effective 4/1/10
- h. If the signal sounds when the competitor is committed to an obstacle, the competitor may complete the obstacle and receive the appropriate points, then proceed through the finish markers for total time to be recorded. Whether or not the competitor was committed to the last obstacle at the signal will be left to the discretion of the judge.
- i. Placings are determined on a high score basis. Time will decide ties. If a tie occurs in both points and time, the winner will be decided by a drive-off.

CP156 Fault Competitions.

1. Obstacle Driving - Cross-Country

- a. To be driven over a prescribed course of natural and artificial obstacles designed to simulate those that might be encountered on a country drive (i.e. bridges, water, log pile, farm animal pens, etc.) Obstacles should be designed to be easily driven and are not to simulate Combined Driving Obstacles. Obstacles must be clearly numbered.
- b. The suggested length of course is approximately 1 kilometer or .6 miles. The suggested time allowed should be calculated based on a speed of 11-14 kph (7.2-8.4 mph) (6.8 - 8.7 mph) Suggested speed for VSEs is 9 kph (5.6 mph). See CP109.5 and CP109.6.
- c. After passing through the starting line, the driver shall proceed through each obstacle, in order, keeping within the limits of the designated course markers and passing through the designated finish markers.
- d. Placings will be determined on a low fault basis. Time faults and course faults are added together for a total score. Time will decide ties. If a tie occurs in both faults and time for first place, the winner will be decided by a drive-off.
- e. Penalties:

(1) Exceeding time allowed (every commenced second)	1 fault
(2) Knocking down or dislodging obstacle or course marker	4 faults
(3) Break in gait, if not allowed (CP150.3)	
(a) 1st break to canter	5 faults
(b) 2nd break to canter	5 faults
(c) 3rdbreak to canter	5 faults
(d) 4th break to canter	Elimination
(e) Prolonged canter	Elimination
(4) Disobedience and/or groom dismounting (cumulative over course)	
(a) 1st incident	3 faults
(b) 2nd incident	6 faults
(c) 3rd incident	Elimination
(5) Starting before signal	Elimination
(6) Failure to cross start or finish line	Elimination
(7) Off course	Elimination
(8) Exceeding time limit (2X time allowed)	Elimination

- | | |
|-------------------------------------|-------------|
| (9) Outside assistance | Elimination |
| (10) Failure to carry whip | Elimination |
| (11) Use of a tie-down or overcheck | Elimination |
| (12) Breakage of harness or vehicle | Elimination |
| (13) Overturned vehicle | Elimination |
2. Obstacle Driving - Fault Obstacle.
- To be driven over a prescribed course of numbered obstacles. The number of obstacles to be proportionate to the dimensions of the driving area, not to exceed 20 obstacles.
 - As this class should be considered a test of precision driving, it is suggested that the obstacles be set at minimum allowances if the level of competition warrants.
 - After passing through the start line, the driver should proceed through each obstacle in order and through the finish line.
 - Placings will be determined on a low fault basis. Time faults and course faults will be added together for a total score. Time will decide ties. If a tie for first place occurs in both faults and time, the winner will be decided by a drive-off.
 - Penalties are described in CP155.1e.

SUBCHAPTER CP-14 PLEASURE DRIVING MARATHONS

SECTION 1 - General Rules.

CP157 General.

- In any marathon, all horse classes should start first followed by all pony classes.
- On the course, repairs to the vehicle or harness may be made only by personnel actually riding on the vehicle. Outside assistance will incur elimination.
- It is recommended that competitors be excused after completing the marathon course and that awards be presented later in the competition.
- Dress should conform to CP105 and CP107 unless otherwise specified in the prize list.
- All rules of the road should be observed unless designated officials direct otherwise.
- A driver must have a whip in hand at all times when driving.

CP158 Course.

- Marathon courses must be carefully measured and the times accurately calculated.
- All start and finish lines on the course must be clearly marked.
- An accurate map indicating all pertinent course markings and directional changes and a listing of times allowed for each section must be made available to drivers prior to the opening of the course for inspection. A map and order of starting should be posted at least two hours before the start of the class.
- Management has the choice of opening the course inspection or running the marathon "blind" (without course inspections). The option chosen must be clearly stated in the prize list/Omnibus. If inspections are to be allowed, the times when the course will be open for inspection must be stated in the prize list/Omnibus. No change in any part of a marathon (course or time allowed) may be made after the posted inspection time without the notification of every competitor.
- It is recommended that Pleasure driving marathons over 6 miles or 10 kilometers include a 5 to 10 minute rest stop.
- A briefing meeting prior to the start is helpful to clarify any local conditions that might affect the competitor's performance.

CP159 Timing.

- The timing method must be clearly explained in the prize list.
- The course designer should take into consideration the terrain and road and path surfaces when calculating times allowed. It is the responsibility of the technical delegate to make adjustments when weather conditions dictate.
- Competitors may not circle or make other repetitive patterns to achieve the correct time, on penalty of elimination.

CP160 Observers on Course.

1. The judge may, at his discretion, appoint assistants to be placed at strategic spots on the marathon to officially observe and mark traffic or other course violations. Each observer's marked card must be submitted to the judge for final scoring.
2. In a walk section official observers should be placed where the entire section may be easily seen in order to score breaks. It is recommended that there be a minimum of one observer for each 100 yard increment. Each observer must submit a marked card for his assigned area indicating a score for each competitor "0" for no breaks, or the number of seconds for any break.

CP161 Spares and Appointments.

1. Spares and appointments must be carried on each vehicle during a marathon. They are as follows:

<ol style="list-style-type: none"> a. Wheel wrench to fit axle nuts b. Length of rawhide, string or wire c. Rein splice or spare rein d. Trace splice or spare trace e. Hame strap (if appropriate) f. Halter and lead shank per horse g. Cooler or Quartersheet for each horse 	<ol style="list-style-type: none"> h. Knife i. Screwdriver j. Pliers k. Small hammer l. Hoofpick m. Leather punch
--	---
2. One penalty point will be assessed for each item omitted. Complete omission will receive 20 penalty points. Spares must be checked prior to the start of the marathon. To insure that each vehicle actually carries the required spares, provision for random recheck at either the rest stop or immediately following the drive may be made (if explained in the prize list/Omnibus).

SECTION 2 - Class Conditions**CP162 Pleasure Marathon - Turnout.**

Purpose: To give drivers the opportunity to turn out in their finest while competing in a pleasure marathon.

1. Preliminary Judging: At the beginning of the class, drivers will be observed by the judge in a ring at a walk, slow trot, working trot and strong trot. Horses will be asked to halt and rein back. At the judge's discretion, entries need only work one direction of the ring.
2. Marathon Course: At the conclusion of the preliminary judging, each class will be sent out on course (order of go and timing to be at management's discretion). Drivers are encouraged to carry a groom/navigator who may assist in pointing out the route, but may not handle the reins, whip, or brake. The designated course may be of any length with no time limit. Care should be taken in designing the course to consider the antique vehicle and smooth tracks should be utilized when possible. The recommended gait is a trot, but the competitor may walk at his pleasure. Cantering is not permitted. Rules of the road must be obeyed, unless a uniformed police officer directs otherwise. Fitness may be checked at the conclusion of the drive by a vet or, in his absence, by the judge and may be considered accordingly.
3. Final Observation: At the conclusion of the marathon drive, entries may again be observed by the judge in a ring. The judge may, at his discretion, only ask entries to work one direction of the ring. If the judge decides to work horses in one direction only in the Preliminary or Final phases of the class, it is recommended that they work one direction at the beginning of the class and the other direction at the end.
4. Reasons for Elimination:
 - a. Racing or otherwise endangering another vehicle or spectator
 - b. Failure to drive the prescribed course
 - c. Failure to complete the course
 - d. Outside assistance (other than a navigator/groom pointing out the route)
5. To be judged: 50% on overall impression and 50% on way of going. Suitability of each entry as a pleasure to drive will be considered in the overall impression.
6. The following aspects will be considered toward the overall impression:
 - a. HORSE - manners, way of going, condition, appropriateness, and grooming.
 - b. HARNESS - condition, appropriateness, and cleanliness.
 - c. VEHICLE - condition, appropriateness, and cleanliness.

d. DRIVER - driving skills, posture, neatness and appropriateness of attire.

CP163 Pleasure Marathon - Timed.

PURPOSE: To allow the driver to compete against ideal time at both the walk and the trot in a setting similar to that of a combined driving marathon. Simulated obstacles, not timed, may be added.

1. To be driven over a prescribed, measured course of any length (suggested length 3-6 miles or 5-10 km), comprised of two sections, a trot section, followed by a walk section. Each section will be scored independently on a penalty point basis.
2. Time Allowed in the trot section shall be calculated from the distance and required speed. Suggested speeds are 14 kph for horses, 12 kph for large ponies, and 11 kph for small-ponies *and 9 kph for VSEs*. Minimum Time will be 2 minutes less than the time allowed. *BOD 1/17/10 Effective 4/1/10*
3. A Buffer Zone must be placed between the finish of the trot section and the start of the walk section to allow for the change in gait. The recommended distance is 50 yards (45 m).
4. The walk section of the timed marathon should be 200 – 500 yards in length (180 – 450 m). The recommended length is 400 yards (360 m). Time Allowed in the walk section shall be calculated from the distance and required speed. Suggested speeds are 6 kph for horses (3.7 mph), 5 kph (3.1 mph) for ponies. There is no Minimum Time in the walk section.
5. Obstacles may be added by management, however, it is encouraged that such obstacles be designed as to encourage safe driving while adding to the challenge of the event. As a general rule of thumb, no driveable opening in the obstacle may be less than 2.5 m (8 ft. 3 in.) wide and escape routes are encouraged. A maximum of 4 obstacles is allowed.
6. Obstacles are considered part of the course and are not timed, but must be driven correctly or the driver will be eliminated. Up to 4 lettered gates (pair of red and white markers) should be placed in the obstacle to lead the driver through. Gates must be driven in consecutive order. Once driven a gate is considered “dead” and may be driven in any manner to get to the next gate.
7. Scoring:
 - a. No penalty for arriving at the finish between the minimum time and time allowed.
 - b. One penalty per second under the minimum time.
 - c. Two penalties per second over the time allowed.
8. Vet Check. If a vet is available for the cross-country, he must be at the finish. All horses should be observed by him as they pass over the finish line. Whether or not a physical check is made is left up to the vet and management, but if one is planned, all horses must be checked at the same time interval (i.e., 10 minutes after finishing). Competitors should be encouraged to cool their horses during this time. Management should provide water for drinking and washing down. Any horse that does not complete the course in good form, in the opinion of the vet, will be penalized 10 points and so advised. In the absence of the vet, the judge may assess the vet penalties for any horses in obvious distress.
9. In the event of a tie, the judge shall determine the winner by selecting the horse most suitable to provide a pleasant drive. No entry which has received vet penalties may be placed over entries with no penalties.
10. Reasons for Elimination:
 - a. Racing or otherwise endangering another vehicle or spectator
 - b. Failure to drive the prescribed course
 - c. Failure to correctly drive the obstacles on course
 - d. Failure to complete the course
 - e. Outside assistance (other than a navigator/groom pointing out the route)

CP164 Pleasure Marathon - Pace.

PURPOSE: To test the driver on his skill in negotiating a cross-country marathon at a described pace. (similar to a hunter pace).

1. To be driven over a marked course of any length (suggested length 3-6 miles or 5-10 km). The midpoint of the course is marked with a HALF WAY marker.
2. Drivers are given the distance of the course and the speed they are to drive (suggested: 14 kph horses, 12 kph *Large ponies*, 11 kph *Small ponies and 9 kph for VSEs*) and they must try to come to the finish line exactly on time. *BOD 1/17/10 Effective 4/1/10*

3. Walk Section. Management has the option of adding a walk section near the midpoint, not to exceed 1 km. To be clearly marked with WALK and RESUME TROT. Breaks of pace in the walk, by any horse in the turnout, will be penalized by 10 penalties per 5 paces.
4. Mandatory Trot. The last kilometer (.6 mile) must be driven at the trot. Circling, driving serpentines, and walking or stopping are not permitted under penalty of elimination. The start of the trot shall be marked MANDATORY TROT. Breaks of pace shall be penalized by 10 penalties per 5 paces.
5. One penalty is assessed for each second too early or too late.
6. Vet Check. If a vet is available for the cross-country, he must be at the finish. All horses should be observed by him as they pass over the finish line. Whether or not a physical check is made is left up to the vet and management, but if one is planned, all horses must be checked at the same time interval (i.e. 10 minutes after finishing). Competitors should be encouraged to cool their horses during this time. Management should provide water for drinking and washing down. Any horse that does not complete the course in good form, in the opinion of the vet, will be penalized 10 points and so advised. In the absence of the vet, the judge may assess the vet penalties for any horses in obvious distress.
7. In the event of a tie, the judge shall determine the winner by selecting the horse most suitable to provide a pleasant drive.
8. To be judged on: How close the driver's time comes to the ideal time, with penalties for breaks of pace.
9. Reasons for Elimination:
 - a. Racing or otherwise endangering another vehicle or spectator
 - b. Failure to drive the prescribed course
 - c. Failure to correctly drive the obstacles on course
 - d. Failure to complete the course
 - e. Outside assistance (other than a groom/passenger indicating the route)

SUBCHAPTER CP-15 RULES FOR DRAFT BREEDS

SECTION 1 - General Rules

CP165 General Rules.

1. All General Rules and Rules for Pleasure Driving apply except as specified below.
2. Draft horses may enter other Divisions following the Rules specific to those divisions without the exceptions specified below.
3. Gaits required are the walk, slow trot, and working trot.
4. Single and hitch classes shall be shown both ways of the ring at all required gaits as directed by the judge. In case of a work off, the judge is not required to request all gaits, but entries in the work off must be worked both ways of the ring at each gait requested.
5. All defined courses must be posted by management at least 1 hour in advance of the class.
6. Driving classes may be offered in the following divisions:
 - a. Lady to Drive
 - b. Gentleman to Drive
 - c. Junior to Drive (may not drive stallions)
 - d. Stallion/Gelding
 - e. Mare

CP166 The Horse.

1. Open to any horse weighing 1500 lbs. or over.
2. Horse to be rugged, compact and stylish, stand squarely on its legs and be well muscled.
3. The action should be prompt, springy and snappy with no visible sign of unsoundness. All horses showing evidence of lameness must be excused.
4. Rolled manes and knotted tails are optional.

CP167 The Harness.

1. Show harness required in all classes but Farm Team. Scotch top collars preferred, but not required, in all hitch classes.
2. In Single Horse classes, the horses may be shown with either breeching or cart harness with crupper.

CP168 Dress.

1. Men shall be attired in jacket and slacks, or suits. Whips, hats, ties, gloves, and aprons are optional.
2. Ladies shall be attired in an appropriate long dress, slack suit, dress suit, dress, or skirt and blouse. Bare shoulders are not appropriate. Whips, hats, gloves and aprons are optional.
3. Protective headgear may be worn without penalty. (See GR801)

CP169 Groom/Attendant.

1. At least 1 person must be in/on the vehicle/wagon with the driver of a pair, tandem, unicorn, or team of 4 or 6 in any class. A groom/attendant is optional for single drivers.
2. At least 1 person may stand or head any single or hitch.
3. Attendant may stand the entry on its feet but thereafter must remain at least 2 paces distant from the horse's head(s).
4. Attendants or grooms, while in the competition ring, shall be appropriately attired in jacket and slacks, suit, or suitable stable coat.

CP170 Vehicle.

All wagons in the 4 and 6 horse hitch classes must be 5th wheel design.

SECTION 2 - Class Conditions**CP171 Draft Horse Singles.**

To show all around action at the walk, slow trot and working trot. Must show a smooth responsiveness and alertness. Must stand quietly and back readily. To be judged on manners, performance, presence, and quality. In Ladies to Drive and Junior to Drive, emphasis is on manners and the horse's suitability to and for being driven by a lady or junior. Working trot is optional for these classes. In Stallion/Gelding or Mare classes, conformation will also be considered.

CP172 Draft Horse Pairs.

To be shown at a walk, slow trot and working trot. To stand quietly and back readily. At all times to show an ability to work as a unit with evenness of tugs. Teams shall not be asked to fan except at the judge's discretion in case of a work off. To be judged on performance, presence, quality, manners, and matching. In Ladies to Drive and Junior to Drive classes, emphasis is on manners and the horse's suitability to and for being driven by a lady or junior. Working trot is optional for these classes.

CP173 Class Conditions - Draft Horse Tandems.

To be shown at the walk, slow trot and working trot. Horses should at all times convey an image of alertness and style. Lead horse should keep the tugs from sagging, but they should not be so tight as to pull the greater weight of the vehicle. Tandems shall not be asked to back, except at the judge's discretion in case of a work off. Tandems shall not be asked to fan. Lead horse tugs must be attached to the wheel horse's tugs behind the belly band. At no time shall lead tugs be attached to the hames of the wheel horse. To be judged on performance, presence, quality, manners, and matching.

CP174 Class Conditions - Draft Horse Unicorns.

To be shown at a walk, slow trot, and working trot. To stand quietly and back readily. At all times to show an ability to work as a unit with all three horses showing an evenness of tugs. Lead horse should show an alert and animated way of going and convey an image of style. Unicorn should not be asked to fan except at the judge's discretion in case of a work off. To be judged on performance, presence, quality, manners and matching.

CP175 Draft Horse Teams of Four or Six.

To be shown at a walk, slow trot, and working trot. To stand quietly and back readily. At all times to show an ability to work as a unit with evenness of tugs. Hitches shall not be asked to fan except at the judge's discretion in case of a work off. To be judged on performance, presence, quality, manners and matching.

CP176 Draft Horse Driving Competition.

1. Driving Competitions are open to teams of 4 or 6 horses only.

2. Each entry shall drive a specified course, the order of go being determined by draw.
3. The course to be followed is at the discretion of the judge, however, at least 2 changes of direction and 2 different gaits shall be required. All hitches shall be required to fan in both directions and to back.
4. Any exhibitor unable to complete the course shall be eliminated.
5. All driving competition courses must be posted by competition management at least 1 hour before the class.
6. To be judged on responsiveness and smoothness of the hitches in completing the course. Matching should not be taken into account.

SUBCHAPTER CP-16 PUTTING-TO CLASSES

SECTION 1 - General Rules

CP177 Introduction.

This class is designed to test the skills and efficiency of the coaching team (driver, groom(s) and hostler). The conditions of the class simulate the custom of changing horses in a "yard", but use only one horse/team of horses.

CP178 Course.

1. The class should be conducted in an enclosed area. There will be a start and finish line, an unhitching/hitching box, and a marker set some distance from the unhitching/hitching box.
2. The unhitching/hitching box is marked off with lime, chalk, sawdust or other appropriate material. The box must be large enough so that each type of entry competing in the class may stop the entire turnout within the enclosure.

CP179 The Turnout.

Each entry must comply to the turnout for their entry type as specified below:

1. Four-in-Hand/Unicorn - A driver, two grooms, a minimum of two passengers, one hostler* to assist in the arena, four horses, and appropriate carriage/harness.
2. Pair - A driver, one groom, a minimum of one passenger, one hostler to assist in the arena, the pair of horses and appropriate carriage/harness.
3. Single/Tandem - A driver, one groom, one hostler to assist in the arena, the horse(s) and appropriate carriage/harness.

* The Hostler may not enter the arena until the coach is completely within the unhitching area.

SECTION 2 - Class Conditions

CP180 Basic Format of Class.

1. Upon entering the arena, the driver will drive through a set of starting markers, where timing will begin, and proceed to the unhitching area.
2. The entire turnout must be within the unhitching area, stopped, with grooms and passengers down before unhitching may begin. Passengers must dismount before the driver may leave the vehicle. The driver will dismount and remount from the off side.
3. The horses are unhitched by the driver, groom(s) and hostler.
4. After the horses are unhitched, the horse(s) must be led around the designated marker, brought back to the vehicle and rehitched properly to simulate changing teams.
5. When the horses are rehitched and the driver in place, the passengers and grooms remount and the turnout is driven across the finish line where time will be taken. Grooms may remount the coach as it moves off, but they must be seated as the coach crosses the finish line.
6. The driver is in place only after reassuming his/her place on the box, properly attired, with lines and whip completely in hand.
7. Passengers may not assist in any way. They must dismount before any unhitching may begin and must remount only after the driver is in place.
8. Grooms must remain in complete livery when unhitching/rehitching.
9. The judge may inspect the turnout to be sure the horses have been rehitched properly.
10. The score is time elapsed plus penalties. The lowest score determines the placings.

CP181 Sequence to Unhitch/Hitch - Four-In-Hand/Unicorn.

1. To Unhitch:
 - a. Leaders - inside traces, outside traces, then reins.
 - b. Wheelers - loosen pole chains/straps, disconnect inside trace, outside trace, pole chains/straps and then coupling reins.
2. To Hitch:
 - a. Wheelers – the coupling reins, pole chains /straps, loosely, outside traces, inside traces, then tighten pole chains/straps.
 - b. Leaders - coupling reins, take reins back through terret on wheelers, then do outside traces and inside traces.

CP182 Sequence to Unhitch/Hitch - Pair.

1. To Unhitch: Loosen pole chains/straps, disconnect inside trace, outside trace, pole chains/straps and then coupling reins.
2. To Hitch: Coupling reins, pole chains/straps, loosely, outside traces, inside traces, then tighten pole chains/straps.

CP183 Sequence to Unhitch/Hitch - Tandem.

1. To Unhitch:
 - a. Leader - Near trace, far trace, reins.
 - b. Wheeler - Detach breeching, near trace, off trace, remove the horse from between the shafts, and then the reins.
2. To Hitch:
 - a. Wheeler - Reins, then place the horse between the shafts, attach the near trace, then off trace, and then breeching.
 - b. Leader - Reins, near trace and then off trace.

CP184 Sequence to Unhitch/Hitch - Single.

1. To Unhitch: Detach breeching, disconnect off-trace, near trace and then reins through terrets.
2. To Hitch: Run reins through terrets, near trace, off trace, and then breeching.

CP185 Penalties.

1. Driver fails to remain seated with reins in hand until passengers have dismounted/remounted 20 penalties
2. Outside assistance (other than the team of driver, 2 grooms, and hostler) 20 penalties
3. Improper hitching 20 penalties
4. Unfastening any part of harness before vehicle is stopped and passengers are off 10 penalties
5. Driver fails to carry a whip when vehicle moving 10 penalties
6. Failure to pick up dragging trace/rein when leading horses 10 penalties
7. Failure of grooms to be seated when crossing the finish line 10 penalties
8. Failure to pass through start/finish or to go around designated cone Elimination

[CP184-CP300 ARE INTENTIONALLY LEFT BLANK FOR FUTURE USE]

SUBCHAPTER CP-17 COACHING**CP301 General.**

1. This division is *for* horse or pony four-in-hand teams put to a Road Coach, Private Coach or Park Drag *or other suitable four-in-hand vehicles. BOD 1/17/10 Effective 4/1/10*
2. The rules for competition are based on the old coaching traditions. More information on these turnouts is available in the following books: On the Box Seat by Tom Ryder; Manual of Coaching by Fairman Rogers; Carriage Turnout and Appointments by the Carriage Association of America and in Carriage Pleasure Driving Appendix A following Section 3.

CP302 Judges.

1. The judges for Coaching classes/competitions must be chosen from:
 - a. The list of American Driving Society (ADS) Coaching judges
 - (1) Must have a Federation Guest judge's card.
 - b. Foreign National Federation coaching judges

- (1) Must have a Federation Guest judge's card.
- c. Foreign dignitaries approved by their national driving society.
 - (1) Must have a Federation Guest judge's card.
- 2. The following may not serve as judges:
 - a. The Technical Delegate or Course Designer of the same event.
 - b. The manager of the competition, or a member of the manager's family.
 - c. For additional restrictions, refer to GR1304.

CP303 Classes. *BOD 1/17/10 Effective 4/1/10*

Classes may be offered in the following divisions: Open, Amateur, Working, Reinsmanship.

CP304 Pleasure.

Entries will be judged both ways of the ring at an even trot, and may walk when reversing across the diagonal and when lining up. Entries *to* stand quietly in the lineup. Judged on performance, quality, manners of the horses and correct appointments. (See Carriage Pleasure Driving Appendix A, *Turnout and Appointments*) *BOD 1/17/10 Effective 4/1/10*

CP305 Best Team.

Entries *will be judged both ways of the ring* at a smart trot and *may* walk when reversing across the diagonal and when lining up. *Horses to stand quietly in the line-up.* Emphasis on overall impression, quality of the team and its performance. *BOD 1/17/10 Effective 4/1/10*

CP306 Turn-Out.

Entries to be *judged* both ways of the ring *at an even trot, and may* be asked to walk when reversing across the diagonal and when lining up. Horses *to* stand quietly in the line-up. Judged on performance, quality, manners of the horses, and correct appointments. (See Carriage Pleasure Driving Appendix A, *Turnout and Appointments*) *BOD 1/17/10 Effective 4/1/10*

CP307 Obstacles.

This is not a timed obstacle course. Drivers negotiate a course of paired markers (set 20 inches wider than the wheel track of the widest wheel). The course must be posted in advance and is driven from memory. At the end of the course, the driver halts the team with his front hub in line with the designated marker. To ensure accuracy of the halt, a measurement is taken of the distance off the line and 5 faults are assessed for each foot or part thereof the vehicle is off the line. Accuracy of turns and evenness of pace to count. If two or more horses gallop at the same time, they must be brought back to a trot within 5 seconds. If the gallop continues for a longer period, a 10 second penalty will be added for each commenced period of 5 seconds. Faults are assessed as follows:

Distance from halt marker	5 faults/foot or part of foot
Break in pace to gallop exceeding 5 seconds	5 faults/each commenced 5 seconds
Displaced marker	10 faults
Groom down (first 2 times)	20 faults/occurrence
Groom down (3rd time)	Elimination
Off-course	Elimination

CP308 Timed Obstacles.

To be judged over a course in the ring consisting of paired markers set 20 inches wider than the widest wheel track of each vehicle. The course is to be posted in advance and must be driven from memory, at a trot. Breaks of pace will be penalized as will displaced markers. Breaks of gait consist of the entire team walking or cantering for longer than 5 seconds. Faults are assessed as follows:

Displaced marker	10 seconds
Break of gait	10 seconds each commenced 5 seconds

[CP309 -CP400 ARE INTENTIONALLY LEFT BLANK FOR FUTURE USE.]

SUBCHAPTER CP-18 RULES FOR DRIVEN DRESSAGE COMPETITIONS**CP401 Governing Regulations.**

The articles in this section apply to Driven Dressage at USEF competitions.

CP402 General.

1. The object of Dressage is the harmonious development of the physique and ability of the horse. Through progressive training the horse becomes calm, supple, and flexible as well as confident, attentive and keen in his work.
2. These qualities are revealed by:
 - a. The freedom and regularity of the paces;
 - b. The harmony, lightness and ease of movement;
 - c. The lightness of the forehand and the engagement of the hindquarters, originating in a lively impulsion;
 - d. The acceptance of the bridle, without any tenseness or resistance.
3. The horse, confident and attentive, submits generously to the driver, remaining straight in any movement on a straight line and bending accordingly when moving on curved lines.
4. His walk is regular, free and unconstrained. His trot is free, supple, regular, sustained and active.
5. Because the horse has impulsion and is free from resistance he will obey without hesitation and respond to the various aids calmly and with precision, displaying a natural and harmonious balance both physically and mentally.
6. In all his work, even at the halt, the horse should be 'on the bit'. A horse is said to be 'on the bit' when the hocks are correctly placed, the neck is more or less raised and arched according to the stage of training and the extension or collection of the pace, and he accepts the bridle with a light and soft contact and submissiveness throughout. The head should remain in a steady position, as a rule slightly in front of the vertical, with a supple poll as the highest point of the neck, and no resistance should be offered to the driver.
7. The object of the Driven Dressage Test is to judge the freedom, regularity of paces, harmony, impulsion, suppleness, lightness, ease of movement and correct bending of the horses on the move. Competitors will also be judged on style, accuracy and general control of their horses, and also on their dress, condition of their harness and vehicle and the presentation of their whole turnout. Presentation for Training and Preliminary division entries may be judged at the halt, in a separate area, prior to the Driven Dressage Test.

CP403 The Halt.

At the halt, the horse should stand attentive, motionless and straight, with the weight evenly distributed over all four legs, if a multiple, all must be square and aligned with one another. The horse may quietly champ the bit, while maintaining a light contact with the driver's hand, and should be ready to move off at the slightest indication. The halt is obtained by the displacement of the horse's weight on the quarters by properly used aids, driving the horse forward towards a restraining but allowing hand, causing an almost instantaneous, but not abrupt halt at the previously fixed pace.

CP404 Walk.

1. The walk is a marching pace in which the footfalls of the horse's feet follow one another in four-time well marked and maintained in all work at the walk. When the four beats cease to be distinctly marked, even and regular, the walk is disunited or broken. It is at the pace of the walk that imperfections in progressive training are most evident.
2. The following walks are recognized: Free walk on a long rein, working walk, lengthened walk.
 - a. **FREE WALK:** The free walk is a pace of relaxation in which the horse is allowed the freedom to lower and stretch out his head and neck to the utmost. The reins must be long enough to allow for this stretch, however, they should not be loose enough to loop. It is desirable that the hind feet touch the ground clearly in front of the foot prints of the fore feet (overtracking).
 - b. **WORKING WALK:** A regular and unconstrained walk. The horse should walk energetically but calmly with even and determined steps with distinct, marked four equally spaced beats. The driver should maintain a light and steady contact with the horse's

mouth ("on the bit"). The horse's hind feet should touch the ground in front of the prints of the fore feet.

c. **LENGTHENED WALK:** This a more determined and ground covering walk than the working walk. The main difference between the free walk and the lengthened walk is that the driver now actively asks the horse to produce more push from behind and thus lengthen his stride. The horse must flex his poll somewhat and is expected to work into the bit on a soft contact. The horse should not stretch as long and as low as in the free walk, but has to show a definite lengthening and lowering of the frame compared to the working walk. Some overtrack is expected.

CP405 Trot.

1. The trot is a pace of two time on alternate diagonal legs (near fore and off hind leg and vice versa) separated by a moment of suspension. The trot, always with free active and regular steps, should be moved into without hesitation. The quality of the trot is judged by the general impression, the regularity and elasticity of the steps originated from a supple back and well engaged hindquarters - and by the ability to maintain the same rhythm and natural balance. The following trots are recognized: Collected trot, Working trot, Lengthen stride in the trot, and Extended Trot.

a. **COLLECTED TROT:** In the collected trot the horse is expected to move with more impulsion and engagement than in the working trot. Therefore his haunches must be more compressed, his loins more strongly coiled and his croup lowered. As a result the horse's neck and head will be raised higher and his center of balance will be shifted permanently more towards the rear, thus enabling the shoulders to move with greater ease and freedom with the poll the highest point, the nose should not be overbent or the neck restricted. As the horse's frame is shorter than in other trots, his steps will also be shorter but must be more elevated, and he appears lighter and more mobile throughout. Hollowing and/or stiffening the back are severe faults. Only a moderate degree of collection should be expected from a driving horse.

b. **WORKING TROT:** A regular and unconstrained trot, in which a horse, even if not yet trained and ready for collected movements, shows himself properly balanced and remaining on the bit, goes forward with even elastic steps and good hock action. The expression "good hock action" means here a free and energetic forward swing of the hind legs with hocks brought well forward underneath the horse's body, aiding in his free forward movement. The steps of the hind feet must at least be touching the ground in the footprints of the fore feet.

c. **LENGTHEN STRIDE IN THE TROT:** This trot is used as a preparation for the extended trot. While maintaining the same rhythm, the horse covers more ground than in the working trot. He must lengthen and lower the frame and stride while remaining on contact.

d. **EXTENDED TROT:** The horse lengthens his stride to cover as much ground as possible as a result of greater impulsion from the hindquarters. The driver allows the horse, remaining "on the bit" without leaning on it, to lengthen its frame to gain ground, with the nose slightly in front of the vertical. The hind feet must clearly overtrack the prints made by the fore feet. The horse must remain in balance while maintaining the same tempo with steps of equal size. Going faster is not asked for, and is a severe fault.

CP406 Working canter.

A forward, active pace with regular steps of three time pace, the horse showing good balance, remaining on the bit without leaning on the hand and going forward with light cadenced steps and good hock action. A canter to the right, for instance, will have the footfalls follow one another in the following sequence: left hind, left diagonal (simultaneously left fore and right hind), right fore, followed by a moment of suspension with all four feet off the ground before the next stride begins. The quality of the canter is judged by the general impression, the regularity and lightness of the three time pace. The horse must be on the bit and well engaged in the hindquarters with good hock action, and must have the ability to maintain his rhythm and natural balance throughout the movement and the transitions. The horse must remain straight on the straight lines.

CP407 Rein back.

The rein back is a backward movement in which the feet are raised and set down simultaneously by diagonal pairs. The feet should be well raised and the hind feet remain well in line. At the preceding halt as well as during the rein back, the horse, although standing motionless and moving back respectively, should remain on the bit, maintaining his desire to move forward. Anticipation or precipitation of the movement, resistance to or evasion of the hand, deviation of the quarters from the straight line, spreading or inactive hind legs and dragging fore feet are serious faults. If, in a dressage test, a trot is required after a rein back, the horse should move off immediately into his pace, without a halt or intermediate step.

CP408 Shoulder in.

The shoulder in movement requires leader horse(s) inside foreleg to pass in front of the outside leg. The horse(s) inside hind leg is passed in front of the outside leg, and in the track of the outside foreleg. The horse(s) look away from the direction in which it is moving.

CP409 Stretching the frame.

The horse gradually takes the reins, stretching forward and downward with light contact, while maintaining balance, rhythm and tempo and quality of the gait.

CP410 Transitions.

The changes of pace should be clearly shown when the horse's nose arrives at the prescribed marker; they should be quickly made, yet must be smooth and not abrupt. The rhythm of a pace should be maintained up to the moment the pace is changed or the horse halts. The horse should remain light in hand, calm and maintain a correct position in balance and on the bit. In the lower levels, transitions from trot to halt and from halt to trot may be executed progressively through the walk by making two or three well defined walk steps.

CP411 Half-halt.

The half-halt is a hardly visible, almost simultaneous, coordinated action of the aids, (voice, whip, and hands of the driver), with the object of increasing the attention and balance of the horse before the execution of several movements or transitions to lesser and higher paces. In shifting slightly more weight onto the horse's quarters the engagement of the hind legs and the balance on the haunches are facilitated for the benefit of the lightness of the forehand and the horse's balance as a whole.

CP412 Changes of Direction.

At the changes of direction, the horse should adjust the bend of his body to the curvature of the line he follows, remaining supple and following the indications of the driver without resistance or change of pace, rhythm or speed.

CP413 Figures.

1. SERPENTINE: These are a series of half circles from one side of the arena to the other, connected by straight lines. Starting and finishing by driving into the corners is incorrect. The number of loops are prescribed in the tests.
2. FIGURE OF EIGHT: This figure consists of two exact circles of equal size as prescribed in the test, joined at the center of the eight. The horse should straighten for several strides before changing direction at the center of the figure.
3. HALF-CIRCLE: This movement consists of a half-circle of stated diameter followed by a return to the original track on a straight line. In a pair or four-in-hand, the pole should touch the centerline briefly at the end of the half circle before returning to the track on a straight line.
4. THE DEVIATION: A gradual movement away from the long side of the arena to reach a maximum value prescribed with a gradual movement back to the track.

CP414 Collection.

1. The aim of the collection of the horse is:
 - a. To further develop and improve the balance and equilibrium of the horse, which has more or less been displaced by the additional weight of the carriage.
 - b. To develop and increase the horse's ability to lower and engage his quarters for the benefit of the lightness and mobility of his forehand.

- c. To add to the 'ease and carriage' of the horse.
2. Collection is, in other words, improved and effected by engaging the hind legs, with the joints bent and supple, forward under the horse's body.
 3. The position of the head and neck of a horse at the collected pace is naturally dependent on the stage of training and in some degree, on its conformation. It should, however, be distinguished by the neck being raised and unrestrained, forming a harmonious curve from the withers to the poll the poll being the highest point, with the head slightly in front of the vertical.

CP415 Submission.

Submission does not mean a truckling subservience, but an obedience revealing its presence by a constant attention, willingness and confidence in the whole behavior of the horse, as well as by the harmony, lightness and ease he is displaying in the execution of the different movements. The degree of submission is also manifested by the way the horse accepts the bridle with a light contact and a supple poll or with resistance to or evasion of the driver's hand, being either 'above the bit' or 'behind the bit' respectively.

Putting out the tongue, keeping it above the bit or drawing it up altogether, as well as grinding the teeth and swishing the tail, are mostly signs of nervousness, tenseness or resistance on the part of the horse and must be taken into account by the judges in their marks for the movement concerned as well as in the collective mark for "submission."

CP416 Position and Aids of the Driver.

1. The driver should be seated comfortably on the box so as to be relaxed and effective. Either the one or two handed method of driving is acceptable. Common to both methods, the elbows and arms should be close to the body with an allowing, but steady hand enabling a consistent "feel" with the horse's mouth. Drivers should not be penalized or rewarded for using one style over another.
2. The use of the whip and the voice are important aids in driving. They should be used as effectively and unobtrusively as is reasonably possible.

CP417 Dress.

Competitors are reminded that neatness should be the first requisite. The dress of the competitor and grooms must conform to the style of carriage and harness used. Period costumes, however, are not desirable. Driving aprons, hats, gloves and whip in hand are obligatory for competitors. The whip must be of suitable style and adequate length.

CP418 Arena and exercise areas.

1. The arena should be on as level ground as possible. The large arena is 100 meters long and 40 meters wide. The small arena is 80 meters long and 40 meters wide. The size of the arena to be used is determined by the test and the turnout. The correct arena size is printed on the test. Arena measurements are for the interior of the arena enclosure. Arenas should be separated from the public by a distance of at least 5 meters, 10 if possible. The enclosure itself should consist of a low fence (boards, breakable chain, etc.) Letter A should be easy to remove, to let competitors in and out of the arena in a suitable way, or must be placed at least 5 meters away from the arena.
2. The letters outside the enclosure should be placed about 0.5 meters from the fence and clearly marked. It is permissible to decorate the letters with flowers or greenery to enhance the appearance of the arena.
3. The marking of the center line, throughout its length, and the three points D, X, and G are obligatory and must be as clearly marked as possible without being of a nature to frighten the horses. On that account is recommendable: on a grass arena, to mow the grass on the center line shorter than the other parts of the arena and on a sand arena to roll or rake the center line in a suitable way. In such cases the three points D, X, and G should suitably be mowed, raked or rolled, about two meters straight across the center line.
4. In the case of inclement weather or during winter, the use of an indoor arena may be desirable with the necessary modifications to meet local conditions. The requirements for the outdoor arena, however, apply as far as is possible.
5. An exercise area must be provided far enough away from the arena so as not to disturb the competitors during their tests. It should be of sufficient size for several competitors to prepare their horses at the same time. If possible a practice arena with perimeters and letters should be provided.

CP419 Tests.

The American Driving Society approves and issues dressage tests for use at USEF licensed Carriage Pleasure Driving competitions.

1. For use at USEF national competitions:
 - a. ADS Training Level Tests: The purpose of these tests is to establish that the correct foundation is being laid for the training of the driving horse requiring the green horse to move freely forward in a free walk on long rein and the working trot, in rhythm while accepting the bit with relaxation, through transitions and 40 m. circles. This level is also intended to encourage the inexperienced driver.
 - b. ADS Preliminary Level Tests: The purpose of these tests is to establish that the horse has acquired a degree of balance and suppleness in addition to the rhythmical, free forward motion expected at the Training Level. While consistently accepting the bit the horse exhibits more activity of the haunches in the working trot and lengthened walk. To be demonstrated in: 30 m. circles, 20 m. half circles, serpentines, lengthened trot and stretching the frame.
 - c. ADS Intermediate Level Tests: The purpose of these tests is to establish that the horse has become more freely forward with greater use of the haunches than at the Preliminary level, while remaining light in hand without resistance. To be demonstrated in the working walk and trot, the lengthened trot, collected trot, the 5 second halt, the rein back, and the serpentine.
 - d. ADS Advanced Level Tests: The purpose of these tests is to establish that the horse has acquired a greater degree of suppleness, balance and lightness in hand than at the Intermediate level while remaining reliably on the bit, producing more impulsion through further strength in the haunches and relaxation of the back and poll enabling the driver to collect and extend the trot. To be demonstrated in the collected and extended trot, the rein back, and the 10 second halt.

CP420 Execution of the tests.

1. The dressage test must be driven from memory.
2. No passengers are permitted and grooms must sit in their correct places. One groom is optional for singles; one groom is mandatory for pairs and tandems and two grooms are mandatory for unicorns and four-in-hands. A knowledgeable adult horseman must accompany a Junior under 14 years of age in the carriage. No additional grooms or passengers are permitted. Failure to comply incurs elimination.
3. At the salute, drivers should take the reins in one hand. A lady shall raise the whip vertically or horizontally in front of her face; a gentleman shall remove his hat and let his arm drop loosely along his body or may render the salute as does the lady. The whip salute is used to acknowledge the judge at the start and finish of an individual test, or at the beginning and end of a dressage test. The whip salute is also performed in the following ways.
 - a. By moving the whip, held in the right hand, to a vertical position, the butt end even with the face.
 - b. By moving the whip, held in the right hand, to a position parallel with the ground, the handle before the face.
 - c. A gentleman may place the whip in his left hand and remove his hat.
4. Error of Test: If a competitor attempts to perform a movement, or attempts to maintain the pace required, and fails to do so, but does not deviate from the track, the judge may either treat it as an "Error of Course" (see 5 below), or he may decide to give the movement an appropriate mark.
5. Error of Course:
 - a. It is an "Error of Course" when a competitor deviates from the required track or when a movement is performed at the wrong pace or omitted altogether.
 - b. In the event of a competitor making an Error of Course, the judge will ring the bell and stop the competitor. The competitor must then resume the test from the beginning of the movement where the error was made. If the competitor is in any doubt, he may approach the judge for instructions.
6. For 'an error of course' or if a groom dismounts, penalty marks will be awarded as follows:

First incident	5 penalty marks
Second incident	10 penalty marks
Third incident	Elimination

7. If the judge at C has not noted an error, the competitor has the benefit of the doubt.
8. Penalty points are noted only on the judge's sheet.
9. Disconnected or Broken Harness: Should the rein, pole strap, chains or trace become disconnected or broken, or should the horse get a leg over the pole, trace or shaft, the judge will ring the bell and a groom must dismount and reconnect or repair the broken part. The competitor will be penalized for a groom(s) dismounting.
10. In a case of marked lameness, the judge informs the competitor that he is eliminated. There is no appeal against this decision.
11. A competitor who does not enter the arena within 90 seconds after the entry bell is rung for his test shall be eliminated at the discretion of the judge. No competitor can be required to drive prior to his scheduled time.
12. If, during the test, the entire turnout leaves the arena, the competitor is eliminated. If part of a turnout leaves the arena, it shall be scored as a poor movement and appropriate marks awarded.
13. A competitor leaving the arena at the end of a test in any way other than prescribed in the test will be penalized by an error. A competitor leaving the arena at the end of his test at any point other than 'A' will be penalized for an error.
14. Competitors shall be allowed to drive the outer perimeter of the arena before entering if possible.
15. Competitors will not be allowed to school in or around the arena while a class is in progress.
16. The judge may allow a competitor to restart a test if, in his discretion, some unusual circumstance has occurred to interrupt a test.

CP421 Time.

The execution of the tests is not timed. The times shown on the test sheets are for scheduling information only.

CP422 Marking.

1. All movement and certain transitions from one to another, which have to be marked by the judge(s) are numbered on the judge's sheets.
2. They are marked from 0-10, with 0 being the lowest mark and 10 the highest mark.
3. The scale of marks is as follows:

10	Excellent	4	Insufficient
9	Very Good	3	Fairly Bad
8	Good	2	Bad
7	Fairly Good	1	Very Bad
6	Satisfactory	0	Not Executed
5	Marginal		

"Not executed" means that practically nothing of the required movement has been performed.

4. Collective marks.

- a. Collective marks are marked after the competitor has finished his performance for:
 - (1) Gaits
 - (2) Impulsion
 - (3) Submission
 - (4) The driver's handling of the reins and whip; correctness and effect of the aids.
- b. Each collective mark is awarded from 0 to 10.
5. The collective marks, as well as certain difficult and/or infrequently repeated movements, can be given a co-efficient of more than 1, which is fixed by the Dressage Committee of the ADS and appears on the test.

6. The mark for each movement should first establish the fact of whether the movement is performed insufficiently (4 or below) or sufficiently (5 or above). The judge should state the reason for each mark, as far as possible, but particularly for marks 5 downwards.
7. A movement which must be carried out at a certain point of the arena, should be done at the moment when the horse's nose is above this point.
8. If a problem appears once, it may be treated lightly by the judge. If it appears successively, he will score it more harshly each time, i.e. nodding, stumbling, shying, etc.
9. Signs of tenseness or resistance on the part of the horse should be considered in the marks for each movement where they appear, as well as in the collective marks. Horses which get their tongues over the bit or perform with an open mouth shall be marked down.
10. The levels of dressage are offered as a means of evaluating a horse that is changing. The purpose of each test is printed on the cover and the horse shall be considered in the light of the degree of training it should have achieved to be shown at that level.
11. Allocation of Marks: The judge will allocate their marks individually, and there will be no consultation among judges once the competitor has commenced the test.
12. Multiple Turnouts: Pairs, Tandems, and Four-in-Hands will be judged as a whole and not as individual horses.
13. Pace: The definition of paces - movements will apply to all types and breeds of horses.
14. Terminology: The following must be considered when judging Driven Dressage movements:
 - a. Obedience and Lightness - willing response to aids without resistance and correctness of bend.
 - b. Regularity - the regularity, evenness and rhythm with which the horse puts his feet to the ground.
 - c. Contact - the tension in the reins between the driver's hands and the horse. It should be light and flexible and maintained at all times.
 - d. Impulsion - the willingness of the horse to go forward energetically at all times and to respond quickly and evenly to changes of pace. The horse must remain in balance while maintaining the same tempo with steps of equal size.
 - e. Straightness - carrying the head, neck and body in a straight line with the weight evenly divided among the legs.
 - f. Collection - roundness and engagement with good hock action, elevated poll allowing the shoulders to move with ease. The horse's energy is contained in a more deliberate pace than in the Working Trot. The haunches are more compressed, the croup is lowered, and the forehand is elevated to the same degree. The stride is shorter but more powerful than the working trot and the front legs will move from the shoulder with greater agility resulting in lightness and greater mobility throughout. The neck should be more arched. The shortening of the frame is not and never should be a result of pulling back but rather of asking and allowing the horse to move forward into the driver's hand.
 - g. Accuracy - Accuracy of turns, circles, serpentine, along side rails, deviations.

CP423 General Impression.

1. Principle: There are five boxes at the end of the Judges' Score Sheets for marks on General Impression.
2. Paces/Gaits: Regularity and freedom (if Four-in-Hand, Pair or Tandem, maintenance of pace/gait by all horses). The quality of paces/gaits in each movement is marked under the appropriate movement. The mark for the general impression must reflect paces/gaits and transitions during the whole test.
3. Impulsion: Moving forward, engagement of the hind quarters (if Four-in-Hand, Pair, or Tandem, all horses working). The level of impulsion may vary between movements and pace, but the mark for impulsion must reflect the performance of the horses through the test.
4. Obedience and Lightness/Submission: Response to aids, willing and without resistance. Correctness of bend. Suppleness.
5. Competitor: Use of aids, handling of reins and whip, position on the box, accuracy of the figures.
The mark must reflect the consistent level of accuracy and quality of transitions.
6. Presentation:
 - a. Appearance of competitor and grooms, cleanliness, fitness, matching and condition of horses, vehicle and harness.

- b. Bandages and brushing boots are not permitted under any circumstances. Failure to comply entails 10 penalty points.

CP424 Classification and scoring.

1. After each performance and after each Judge has given his collective marks, which must be done with due consideration, the judge's sheets pass into the hands of the scorers.
2. In regular dressage competition (pleasure shows, etc.) the total number of points awarded by each judge will be added together and divided by the number of judges to obtain the average. Any penalties under DC144 awarded by the judge at C will be deducted from the average to obtain the total. The competitor with the highest number of points will be placed first. The winner is the competitor having the highest total points, the second, the one with the next highest total points and so on. In the case of equality of points, the competitor with the highest marks received under General Impressions shall be declared the winner. When the scores for General Impressions tie, the judge may be required to decide on a winner after review of both score sheets or the horses may remain tied.
3. At driven dressage only competitions, scores may be shown as the average score minus the penalty points and/or at the discretion of the organizers, may be scored as in combined driving (refer to DC145) or shown in percentages as in ridden dressage competitions.
4. The correct factor is printed on each test.

CP425 Ground jury

1. The invited judges must be selected from:
 - a. the list of Federation licensed Combined Driving judges
 - b. the list of Federation licensed Dressage judges
 - c. the current roster of ADS Dressage or Combined Driving Judges
 - (1) must have a Federation Guest Judge's card
 - d. a foreign judge approved by his National Federation in Combined Driving or Dressage
 - (1) must have a Federation Guest Judge's card
 - e. a FEI judge licensed in Combine Driving or Dressage
2. The judge is placed five meters from the end of the arena opposite the letter C.
3. A separate enclosure (tent, trailer etc.) should be provided for each judge. It should be raised at least 0.5 meters (20 inches) above the ground to give the judge a good view of the arena.

CP426 Technical Delegate.

1. There must be a Technical Delegate for Federation licensed open Carriage Pleasure Driving Competitions and for Federation Regular Member competitions that have more than 15 Carriage Division classes. Technical Delegates must be selected from:
 - a. the list of Federation licensed Combined Driving Technical Delegates
 - b. the list of ADS Combined Driving Technical Delegates
 - (1) must have a Federation Guest Technical Delegate's card
 - c. the list of Federation Combined Category or C2 stewards at breed restricted competitions with 15 or less Carriage division classes.

CP427 Responsibilities of management.

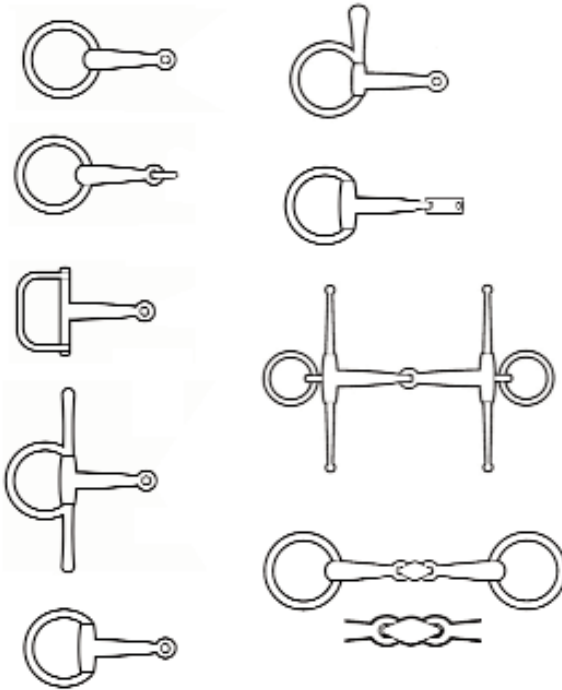
1. Classes should be divided by similar turnouts (singles, pairs, fours, etc.). Horses may not be entered more than once in any dressage class. At Carriage Pleasure Driving Competitions or Driven Dressage Competitions, competitors may enter two consecutive levels with the same horse and driver combination, e.g. Training and Preliminary or Preliminary and Intermediate.
2. No judge shall be required to officiate longer than eight hours in one day. A scheduled 10 minute break must be provided for every two hours of judging.
3. A tentative class schedule must be included in the prize list. If the day of competition is changed forcing a competitor to withdraw, his entry fees must be refunded.
4. Organizers should prepare a time schedule including all driving times. If possible, competitors should be notified of their driving time in advance. In preparing the schedule consideration should be given to drivers entered in more than one class.
5. Time intervals should be scheduled between classes to allow for judge's breaks and award presentations. The time schedule should be posted in a conspicuous place by noon the day before the competition.

6. Following the presentation of awards for each class, the judge's score sheet should be given to the competitor.

CP428 Cruelty.

1. The General Regulations refer to cruelty. See GR839.

CP429 Bits



Snaffle bits and other types of traditional driving bits are allowed. Bits may be covered with rubber or leather. Burr, gag and twisted wire bits of any type are not permitted in USEF driving competitions. Style of harness or carriage should not influence the type of bit being used.

Appendix A. BOD 1/17/10 Effective 4/1/10

(Refer to GR801.4 regarding protective headgear)

ATTIRE:

FORMAL OR PARK-(Park Drag, Road Coach, Breaks, Mail Stanhope, Demi-Mail, Spider-Phaeton, Stanhope or Park Gate Gig, George IV, Basket Phaeton, etc.)

- Gentlemen to wear *gloves*, a top hat or bowler, suit jacket and tie. If the class is in the evening, gentlemen may choose to wear white or black tie.
- Ladies to wear *gloves*, a stylish hat that may have a veil, long sleeved dress or blouse suitable for a formal affair. If the class is in the evening, ladies may opt not to wear a hat and may wear a formal gown.
- *Brown gloves are always appropriate for the driver unless rain gloves are needed.*
- Apron or lap robe should be of a solid color material and harmonize with the upholstery (in warmer weather tattersal or checked aprons are appropriate for day classes).
- *Period costumes are not to be used and conservative dress, appropriate to the style of the carriage is encouraged.*

SPORTING VEHICLES: (Breaks, Four-Wheeled Dog Carts, Traps, Tandem Gig, *Saylor* wagon, etc.)

- Gentlemen to wear *gloves*, a bowler, boater, fedora, straw hat or cap, a suit or sport jacket and tie. Ladies to wear *gloves*, a felt or straw hat (no veils), long sleeved dress or blouse suitable for a country outing.
- *Brown gloves are always appropriate for the driver.*
- *Attendants to wear stable livery as defined as* a (1) conservative suit, dark tie, derby, dark shoes and leather gloves, (2) a conservative jacket, jodphurs or drill trousers, jodphur boots or paddock boots, white shirt, stock or four-in-hand tie, derby or conservative cap and leather gloves or (3) hunting attire with a hunting derby or bowler and leather gloves.
- Aprons may be of solid, checked or plaid material.
- *There may be occasions when it may be more appropriate for the driver to turn out more formally.*

PARK DRAG OR PRIVATE COACH

DEFINITION: A Park drag should be of less heavy build than a Road Coach. The axles may be Mail or Collinges. The hind seat should be mounted on curved iron braces and be of the proper width for two grooms. The lazy-backs on the roof seats should be hinged and turned down when not in use. The door of the hind boot is often hinged at the bottom so that it may be used as a serving table when open. There should be no luggage rails or straps between the seats.

The driver may choose to have passengers on the drag or coach during coaching classes.

PAINT AND BODYWORK: The paintwork should be well finished in traditional style. The sides of the front and rear boots, the upper quarters of the body, the steps and seat rails should be painted black. The under-carriage, the pole, the bars, the underside of the footboard and the seat-risers or cheeks should be painted the same color; the lower panels of the body and the door of the rear boot may be painted the same or a different color. An heraldic badge or monogram may be neatly painted on the crest panel of the door; on the rear boot door or on the underside of the footboard. The outside seats may be trimmed in pigskin or wool broadcloth of a suitable color with the underside of the cushions covered in waterproof material. The inside of the coach may be trimmed in Morocco leather or cloth or a combination of these materials. The inside floor may be covered with a Wilton carpet of solid color. It is not usual to have seat-falls to the outside seats, but they may be fitted inside. The seat valances or *borders* of the outside seats may be made of patent leather fastened with a horizontal strip of bright metal beading of the same metal as the door handles and lock covers. The metal edging of the doors and hind boot should not be polished, but there should be bright metal on the seat-edge beading, door handles, and outer face of the hub caps. The glasses of the door windows should be plain and not quartered.

APPOINTMENTS: There may be wine coolers and a glass case carried in the rear boot. A lunch chest or imperial may be carried on the roof but only when it is to be used as at a race meeting or similar occasion. Two spare lead bars, one side and one main, should be carried fastened to the back of the hind seat, with the main bar above. A folding iron ladder should be carried on brackets beneath the hind seat. The stick and umbrella basket is hung on the near side, at the corner of the rear roof-seat, the drag shoe and the safety hook should be hung under the coach on the off-side except in countries where they drive on the left of the road, in which case the drag is hung on the near side. A spare jointed whip mounted on a board may be hung under the box-seat or inside the coach. The lamps should not be in their brackets in daylight hours, but carried in special fittings inside the coach. The windows or stable shutters should be down and the windows in place when the owner or his representative is driving. The coachman's apron when not in use should be folded outside out and laid on the driving cushion. Passengers' knee rugs or lap-ropes should be folded and laid on the front inside seat when not in use.

SPARES: Spares may be carried in the rear boot *or* inside the coach. The usual: a small case of tools comprising wrench, hammer, leather punch screw driver, hoof pick spare shoe and nails, *protective* boot, together; with spare lead and wheel trace; spare lead and wheel rein or rein splicer; spare hame strap; length of strong cord or wire. Loin or quarter rugs for the horses and halters should be carried in an convenient place.

HARNESS: The harness should be of black leather with patent leather where appropriate. The hames should have solid draft eyes and kidney links with kidney link rings on the wheelers only. Bearing reins are permitted but should be on all horses or none. A neat monogram or badge is permitted on the winkers, drops, pads, *false martingale* drops, and rosettes. The *false martingale* should be fastened round the collar as well as the kidney links for preference. Collars are not to be tied together. It is suggested that the reins should be held in one hand, the other hand being able to assist as required.

The wheel traces should have metal loop ends or quick release. The lead traces should be put on with screwheads of the cock-eyes uppermost, as also should be the lead-bar screws. Buxton bits are preferred and if bearing reins are used they should be on all horses and be attached to separate bearing rein bits not to the driving bit. Cruppers may be sewn or buckled on. The reins should be made of single brown leather. Appropriate straps should be lined and stitched. The bridles may have metal browbands or fronts or they may be of other material to match the color of the coach. Hame straps should be put on with the points inside. The metal furniture of the harness should be of the same material as the buttons of the grooms' coats and the door handles and beading of the coach. West End buckles are preferred.

The pole chains, the pole-head and the lead-bar hooks and mountings should be made of bright steel color. The pole chains may have spring hooks at each end of may have open hooks with rubber securing rings at one end. Preferably the chains should be of a length that admits of snapping both hooks into the pole-head ring. If too short, one end should be hooked into the pole-head ring and the other into the link with the snap down. If too long, one end should be snapped in the pole-head ring, snap down, and the other brought through the ring and snapped into a link at appropriate length.

ATTENDANTS: Two grooms in Livery should sit on the rear seat when the coach is moving, the senior groom on the right. When the coach is stopped, the senior groom stands by the right wheeler, able to take instructions from the driver, while the other groom stands at the leaders heads.

HORSES: Park Drag horses should be perfectly matched as to color, size, style, action and temperament. They should be horses of quality but of sufficient substance to handle a loaded coach. Flashy coloring is not appropriate. They should have good manners, and should be capable of moving at a stylish trot with action but not excessively fast. They should stand quietly and move off together at the walk when asked to do so. Although all coach horses should be trained to rein back, they should not be asked to do so in the show ring.

ROAD COACH

DEFINITION: A Road Coach is of stronger build than a Park Drag. The Coach may be finished as a Public or Private Road Coach, the latter carries no place names. The axles may be Mail or Collinges. The hind seat holds three persons besides the guard whose seat is on the near-side with an extra cushion. *The guard should have a hand strap to take hold of when standing to sound the horn. The guard should have a hand strap to take hold of when standing to sound the horn. The lazy backs of the seats usually are not hinged.* There is a rail and luggage straps between the seats. The door of the rear boot is usually hinged on the off-side.

PAINT AND BODYWORK: The distribution of black and color in the paintwork follows the same pattern as a Park Drag, but the colors may be brighter. A Road Coach may have an

appropriate name painted on the panel below the hind seat; a figure or some device associated with the coach name may be painted on the side and hind boot door panels. The names of places on the coach's route may be painted on the sides. If the wheels and other parts of the undercarriage are striped, it should be with a single broad stripe. The windows are usually quartered and the coach is driven with the stable shutters down. The outside seats may be trimmed in strong material such as coach carpet or Bedford cord, not leather. The inside of the coach is usually paneled in hardwood with seat cushions in drab cloth. The seat valances may be similar to the Park Drag or may be made of wood. The metal trim is similar to the Park drag, except that the pole-head, lead bar hooks and pole-chains may be painted black and not of bright steel.

APPOINTMENTS: Two spare lead -bars, one side, and one main, should be carried, fastened to the back of the hind seat with the main bar above. The folding ladder which may be made of wood is hung on brackets below the rear boot. The side lamps should be in their brackets, ready for use, and a red rear light may be placed on a bracket below the rear seat on the near-side. It is usual for this lamp to have a clear lens on the right side so that it can illuminate inside the boot when the door is open. The stick and umbrella basket is hung on the near-side at the corner of the rear roof-seat. The drag-shoe and safety hook should be hung under the coach on the off-side. A spare jointed whip mounted on a board may be hung under the box seat *or* inside the coach. The coachman's driving apron and the passengers' rugs are carried also. Inside the coach, there are leather pockets on the doors and leather hat straps on the roof.

SPARES: These are the same as for the Park Drag and Private Coach, but for the Road Coach may also carry a canvas bucket. Loin or quarter rugs for the horses and halters should be carried in a convenient place.

HARNESS: The hardware of the harness should be of the same metal as the fittings of the coach. The harness is of black leather with most straps of single (unlined) leather. Collars may be of plain black or brown leather. Collars are not to be tied together. It is suggested that reins should be held in one hand, the other hand being able to assist as required. The hames should be of ring-draft type with short kidney links, chain and hook. Bearing reins are not usual but may be used on one or more horses if really necessary. The harness may be embellished with some symbolic device of the initial of the coach's name on the winkers, rosettes and pads. The wheel traces may have quick -release or French loop ends, and more rarely chain trace ends are used.

ATTENDANTS: A Road Coach carries a guard who is usually dressed in a frock coat of appropriate color, usually with strappings across the front and on the pocket flaps, breeches which may be white or of sponge-bag check, leather or canvas leggings, brown boots and a beaver hat. He carries a way-bill pouch slung over the shoulder with a pocket for a watch and a loop for the hind-boot key. He sits on the *near* side of the hind seat and his seat carries an extra cushion. He should have a hand strap to take hold of when standing to sound the horn. A groom in stable livery must also be carried.

HORSES: Road Coach horses should be matched for size, weight, action, temperament, and way of going. They need not be matched perfectly for color and flashy markings are not objectionable. They should be of sufficient weight to be able to pull the coach without appearing to labor at all. Although the wheelers may be the stronger horses, all horses should be capable of working the wheel. The horses should work evenly together all the time and be capable of moving at a good pace. They should stand quietly and move off together at a walk. They should be able to back the Coach, but should not be asked to do so in the show ring. It is acceptable for a Road Coach team to have a grey near leader. Tradition holds that the color would be more easily seen by oncoming traffic in the dark.

FOUR-IN-HAND BREAKS

DEFINITION: The Body or Wagonette Break, the Roof-Seat Break and an Omnibus with a roof-seat are carriages in this category. All are classed as sporting vehicles.

PAINT AND BODYWORK: The underside of the footboard, the rear boot door and the front seat risers may be painted in the same color. The remainder of the body is usually painted black, but the undercarriage may be painted in some bright color. The seat cushions can be trimmed in Bedford cord, corduroy, leather or broadcloth. Seat falls are not usual. A stick basket, ladder if needed, spare bars and a spare jointed whip are carried. The side lamps are usually left in place ready to use.

SPARES: Spares and other equipment are carried as for a coach and these are usually stowed in the rear boot.

HARNESS: The harness is of a fairly simple kind without unnecessary embellishments. Breechings may be used on the wheelers if they are likely to be required. The wheel traces may have metal loops, French loops, or quick-release ends. The hames may be solid draft with kidney links or ring-draft with short kidney links, chains and hooks. Liverpool or elbow bits are appropriate, except *on* formal occasions, with grooms in livery, when buxton bits could be used.

APPOINTMENTS: Sporting breaks are usually turned out informally with a driver wearing country clothes and a bowler hat, the grooms in stable livery of trousers, jacket, shirt and tie with a bowler hat. However, there are occasions when it may be appropriate for the driver to turn out more formally with a top hat and driving coat. The grooms could then wear livery. In such case, Buxton bits could be used.

HORSES: The horses for a sporting break should be matched as to type and action. If they are matched as to color, or “cross-matched”, that is diagonally matched as to color, so much the better. They should move well together, be capable of sustained active walk and a smart trot. They can be expected to rein back readily and to stand quietly. They should move off quietly and together, starting at a walk until asked to trot.

MAIL, STANHOPE, DEMI-MAIL, SPIDER PHAETONS

DEFINITION: These carriages are intended to be driven by the owner or a friend and are usually turned out in the more formal “park” style rather than country style.

PAINT AND BODYWORK: In all cases the body is usually painted black, except for the seat panel which may be finished in imitation cane or in a color to match or blend with the color of the undercarriage. The undercarriage may be painted in an appropriate bright color and striped. The cushions may be covered in dark colored broadcloth with the seat back upholstered in black leather or, in the case of a Spider Phaeton without a top, in black patent leather. There may be a loose floor mat of heavy punched rubber over a floor covered with linoleum, or ribbed rubber may be laid on the floor boards. If there is a folding top, the valance may be of patent leather with polished metal beading. The dash may have a folded waterproof apron attached or have leather loops for securing such an apron. A whip socket is usual. Lamps are of round dial pattern in most cases but show Spider Phaetons usually have square pattern lamps.

SPARES: A small kit of tools, a wheel wrench and spare harness parts should be carried.

APPOINTMENTS: a dashboard clock, and waterproof coats are necessary.

HARNESS: When it is possible to use a single horse with phaetons of this class, the harness has a bridle of square or D-shaped winkers; browband and rosettes of metal; Buxton bit; side-check bearing rein, if any; Kay collar and hames with chain and ring coupling at the bottom; back-strap lined and stitched with crupper stitched on; *false martingale*; saddle of English pattern, 4 or 4 1/2 inches wide with French or Tilbury tugs, reins of brown leather. Pair harness is similar in character with solid-draft hames with kidney links, short hametugs, straight panel pads, *false martingales*, trace bearers or loin straps optional, brown reins, bright steel pole chains. The hardware of the harness should be of the same metal as the

polished metal parts of the carriage. *With a George IV Phaeton a standing martingale is usual.*

ATTIRE: The driver usually wears a top hat, grey in summer, black in winter and in the evening indoors. A groom in livery occupies the rumble seat, but two grooms are considered proper with a Mail Phaeton.

A Mail Phaeton may be turned out in country style with the wheel harness of a Road Coach and grooms in stable livery with Derby hats. The driver would then wear clothes of country style.

HORSES: The horses used with these phaetons are upstanding horses of appropriate size for the carriage, with high, stylish action, yet showing a good length of stride. They should be horses of quality with adequate substance. It is not usual to have the manes braided.

FOUR-WHEELED DOG CART, TRAP, OUTING WAGON

DEFINITION: These are informal carriages of general utility. As such they may be painted to suit individual taste within the bounds of tradition and general practicality.

HARNESS: The harness may have a bridle with D-shaped winkers, with or without side-check bearing rein; Liverpool or elbow bit; Kay or rim collar and hames; hames may have connecting chain at bottom *or* hame straps both top and bottom, saddle of English pattern with French or Tilbury tugs for four-spring carriages, or as a saddle similar to Surrey harness for three- or end-spring carriages; breeching.

Pair harness is similar, used with either trace bearers or breechings. Leather pole-straps are usual.

ATTIRE: The driver wears country style clothes with a Derby, felt or straw hat according to season or weather. The groom wears stable livery with a Derby hat.

HORSES: The horse, or horses, usually stand 15.2 to 15.3 hands, has good all-round straight action, good head carriage and possesses adequate substance for the weight of the carriage. Good manners are important and the horse should be capable of trotting at a smart pace.

STANHOPE OR PARK GATE GIG

DEFINITION: In North America these gigs were mostly used for show or park driving and were usually turned out in formal style.

PAINT AND BODYWORK: They are painted to a high finish with black body, patent leather dash and fenders, with the dummy louvers on the Park Gate type of the seat back painted in color. The undercarriage is painted in some quiet color, tastefully striped. These gigs are never finished in natural wood.

HARNESS: The harness has a bridle with square winkers, a gig or Buxton bit, sidecheck bearing rein, bridle fronts and rosettes of metal, Kay collar and well-fitted hames connected at the bottom with a chain and a ring. A *false or standing* martingale is usual; the backstrap lined and stitched with the crupper sewn on; the saddle of English pattern with French or Tilbury tugs; a kicking strap is usually worn; brown driving reins. If a gig has a whiffletree, a breast collar of adequate size may be used.

SPARES AND APPOINTMENTS: Small lamps of square pattern are usual and a small kit of tools and a wheel wrench should be carried. A dashboard clock and a whip socket are desirable.

HORSES: A gig horse should be an attractive horse standing 15.1 to 15.2 hands, of good conformation and bold head carriage. He should be sharp moving with stylish action with a good length of stride that allows him to cover the ground at a good pace.

ATTIRE: The driver wears a grey top hat in summer during daylight and a black top hat at other times. He wears an apron or knee rug. The groom wears dress livery.

VILLAGE CART, TWO-WHEELED DOG CART

DEFINITION: These carts are usually made to seat four people, back to back. There is an adjustable seat to achieve the proper balance and the driver should have an adjustable foot-rest. The balance should be adjusted to bring a small amount of weight on the horse's back when the cart is loaded but not moving. The balance should NEVER be to the rear so that only the belly band prevents the cart from tipping up.

PAINT AND BODYWORK: The body is usually painted black and the shafts, springs and wheels in color and neatly striped

HARNESS: The harness has a bridle with D-shaped winkers, a noseband and a Liverpool or similar bit. A four-ring or Wilson snaffle may also be used, but the Buxton bit is too dressy for such carts. The collar may be of Kay or rim design with hames connected at the bottom by a chain for preference. A false martingale is usual. The saddle should be made on a tree with an inside channel through which the backband can slide freely. Open tugs are usual. The saddle should be well padded and 4 1/2 or 5 inches wide. The backstrap may have the crupper buckled or sewn on. A breeching or kicking strap is usual.

HORSES: The horse should be well muscled, have good clean bone and be of the right size for the cart. He should have good manners with free striding, straight action.

ATTIRE: The driver and passengers may dress informally and the groom, if one is carried, wearing stable livery.

ROAD OR JOGGING CART

DEFINITION: Light road carts are used for exercise and formerly they were sometimes used as personal conveyances like plain buggies. They may be painted to suit the individual's taste

HARNESS: The harness is similar to buggy harness and usually has a bridle with an overcheck and a snaffle bit. A bridle with normal noseband and a double-ring or Wilson snaffle or a Liverpool bit is acceptable and may be preferred by some judges. Although the saddle has little weight to carry, it should be well enough stuffed so that no weight bears directly on the horse's spine.

HORSES: The usual road cart horse is of a fast trotting type.

FOUR-WHEELED BUGGY

DEFINITION: This is a vehicle of general utility.

PAINT AND BODYWORK: The general style of painting was the body black and the running gear in some dark color with or without striping.

HARNESS: The harness should be of a simple kind with a bridle with square winkers, snaffle bit and overcheck. A bridle with a noseband and a Wilson snaffle or a Liverpool bit is also quite appropriate. A breeching may or may not be used. Except for the heavier Goddard buggy, breast collars are usual.

HORSES: The horse may be of trotting type, capable of moving at a good working trot. A pair may be driven to a buggy.

RUNABOUT, AMERICAN STANHOPE

DEFINITION: These small carriages were popular at the turn of the century and may be considered as light phaetons.

PAINT AND BODYWORK: Some were finished in natural wood, others were painted with a black body and undercarriage in sporting colors.

HARNESS: The harness has a bridle with D-shaped winkers, noseband and a Liverpool or elbow bit, preferably no bearing rein. A breast collar is usual. *A false martingale and breeching are optional.* The harness should be of good quality with most straps lined and stitched. Brown reins.

HORSES: The horse should be a stylish moving horse of great quality, able to trot at a smart pace. High action is not essential.

ROCKAWAY, CARRYALL, DEPOT WAGON, SURREY, CABRIOLET

DEFINITION: These are some of the types of family carriages that were very popular throughout North America.

PAINT AND BODYWORK: They were usually painted in sober style with the body black, the undercarriage in some fairly dark color, tastefully striped. The cushions are usually covered in broad cloth of a color matching the undercarriage, or in black leather. The dash and fenders, if any, are usually covered with patent leather. A Surrey may have a standing top with a fringe. Most are fitted with shafts or a drop pole that attaches to couplings on the front axle.

HARNESS: The harness has a bridle with D-shaped winkers, bridle front of metal; side-check bearing rein or none at all; Liverpool or similar bit; collar of rim pattern with hames with chain connection at the bottom or with hamestraps at top and bottom; anchor or finger drafts/ traces with slotted ends connected directly to the hames or to short hame tugs; saddle with straight or swell panels about 4 or 4 1/4 inches wide. Open or Tilbury tugs may be used and a breeching is normal. The harness straps may be lined and stitched or of single leather, the former preferred. A false martingale is not essential.

Pair harness is similar in style with short hame tugs and trace loops on the pads. Trace bearers are usual.

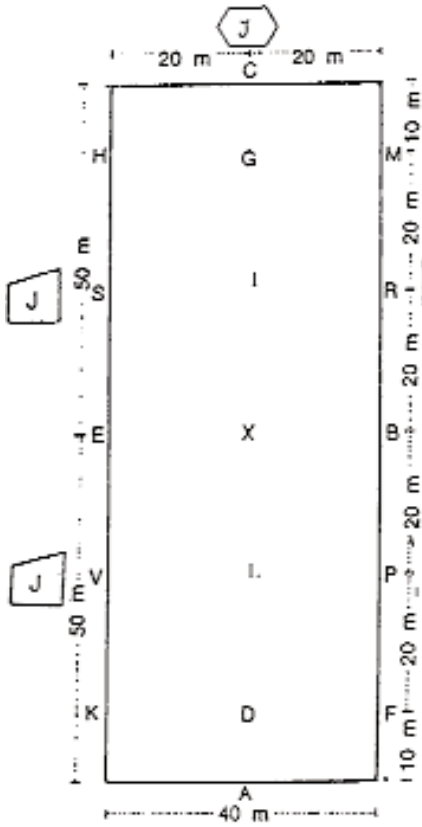
A neck-yoke is used with a drop-pole, but if the pole is supported by a chain or strong spring, a crab polehead and leather pole pieces may be used.

HORSES: The horse, or horses, for a family carriage should be 15.2 to 16 hands, with ample bone and weight for the work. High action is not wanted but a straight moving trot with good length of stride and a regular active walk are what is needed. Good manners are essential.

APPENDIX B

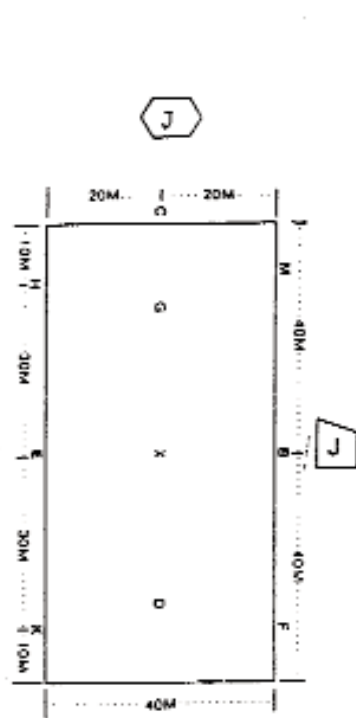
SMALL AND LARGE DRESSAGE RING

Diagram of Large Arena



100 x 40 Meter Arena Suitable for Intermediate and Advanced Level Tests

Diagram of Small Arena



40 x 80 Meter Arena Suitable for Training and Preliminary Level Tests

APPENDIX C**LIST OF DRESSAGE TESTS**

Dressage Tests are available upon request, or can be downloaded from the ADS Website: www.americandrivingsociety.org/forms/ADS_Form.htm

Tests driven by tandems and four-in-hands should be driven in a 40 x 100 meter arena.

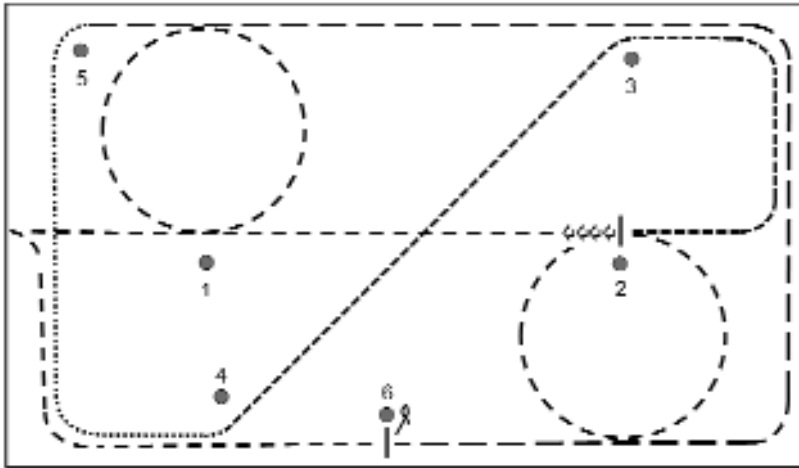
Test	Average Driving Time	Arena Size (in meters)	Minimum time between tests	# of Movements (plus collectives)
TRAINING LEVEL (Print tests on white paper)				
Test 1 (Short Test)	5 min	40 x 80	7 min	10
Test 2	5 min	40 x 80	7 min	10
Test 3	7 1/2 min	40 x 80	9 min	12
Test 4	7 min	40 x 80	9 min	11
Test 1 - Presentation on the move	5 min	40 x 80	7 min	10
Test 2 - Presentation on the move	5 min	40 x 80	7 min	10
Test 3 - Presentation on the move	7 1/2 min	40 x 80	9 min	12
Test 4 - Presentation on the move	7 min	40 x 80	7 min	11
PRELIMINARY LEVEL (Print tests on green paper)				
Test 1	6 min	40 x 80	8 min	12
Test 2	6 1/2 min	40 x 80	8 min	14
Test 3	4 1/2 min	40 x 80	6 min	12
Test 4	6 min	40 x 80	8 min	11
Test 5 (for Tandems and Four-In-Hands)	6 1/2 min	40 x 100	8 min	12
Test 6	6 min	40 x 80	8 min	13
Test 1 - Presentation on the move	6 min	40 x 80	8 min	12
Test 2 - Presentation on the move	6 1/2 min	40 x 80	8 min	14
Test 3 - Presentation on the move	4 1/2 min	40 x 80	6 min	12
Test 4 - Presentation on the move	6 min	40 x 80	8 min	11
Test 5 - Presentation on the move	6 1/2 min	40 x 100	8 min	12
Test 6 - Presentation on the move	6 min	40 x 80	8 min	13

APPENDIX D**Driven Dressage Competitions only**

1. Points awarded by all Judges are averaged (Average Total Points)
2. Average Total Points - additional penalties = Total score
3. Total Score ÷ Total Points x 100 = Test %

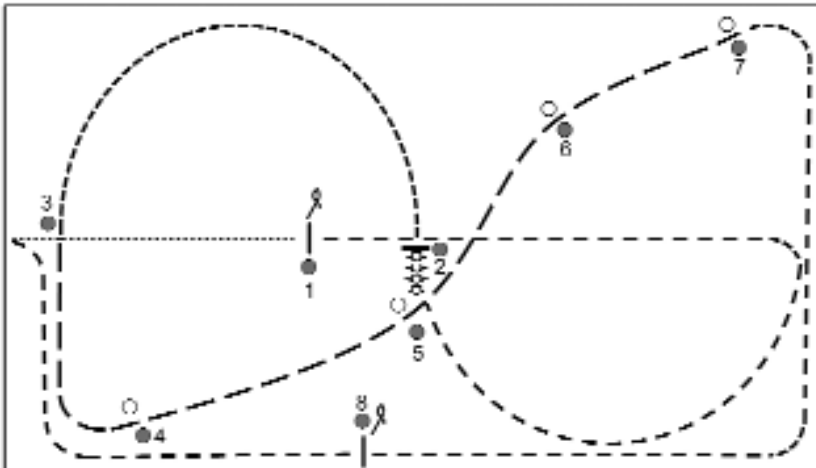
Test	Presentation on Move		Presentation at Halt	
	Total Points	Factor (max. 160)	Total Points	Factor (max. 150)
TRAINING LEVEL				
Test 1 (short test)	200	.80	190	.789
Test 2	210	.762	200	.75
Test 3	230	.696	220	.682
Test 4	220	.727	210	.714
PRELIMINARY LEVEL				
Test 1	220	.727	210	.714
Test 2	240	.667	230	.652
Test 3	220	.727	210	.714
Test 4	220	.727	210	.714
Test 5 (Tandem & Four-in-Hand)	230	.696	220	.682
Test 6 (Single & Pair only)	240	.667	230	.652

Appendix E Super Reinsmanship #1. BOD 1/17/10 Effective 4/1/10



1. Enter at the working Trot, at Cone #1, circle left 20 meters.
2. Proceed on the centerline to Cone #2, circle right 20 meters
3. Halt at Cone #2, stand immobile for 5 seconds, rein back 4 steps.
4. Walk forward and transition to a Slow Trot. At the rail, track left. At Cone #3, track across the diagonal.
5. At Cone #4, proceed at the Working walk. At the rail, track right.
6. At cone #5, develop the Strong Trot.
7. At cone #6, halt and salute.
8. Leave the arena at the Working Trot.

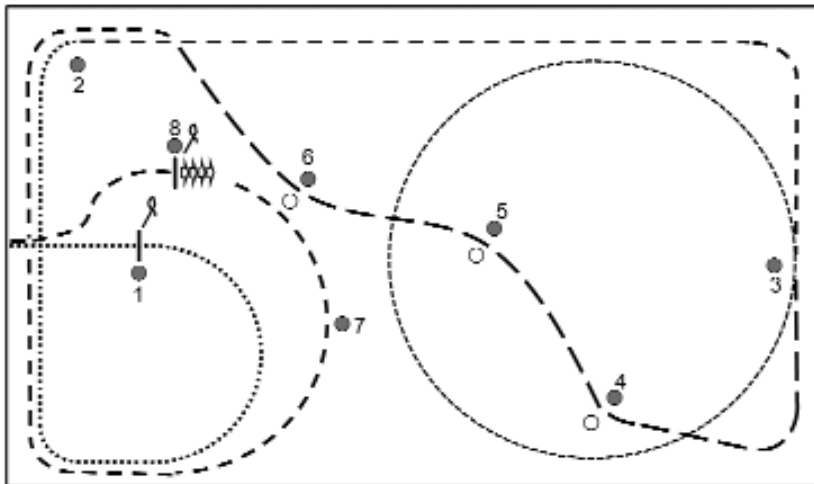
Appendix F Super Reinsmanship #2. BOD 1/17/10 Effective 4/1/10



1. Enter at the Working Trot. At Cone #1, halt and salute.
2. Walk forward, develop the Working Trot and proceed on centerline.
3. At the rail, half 40 meter circle right. Halt at Cone #2.
4. Rein back 4 steps.
5. Develop a slow trot. Half 40 meter circle, left. Halt at Cone #3.
6. At Cone #3, develop a Strong Trot and proceed through Cones #4, #5, and #6 to Cone #7.
7. At Cone #7, transition to working Trot, track to Cone #8. Nearing Cone #8, transition to a Walk. Halt at Cone #8.
8. Stand immobile for 5 seconds. Salute.

Appendix G Super Reinsmanship #3. BOD 1/17/10 Effective 4/1/10

Competitors enter the ring individually, complete figures at a prescribed pace and negotiate a few cones set in a small course. The competitors receive a numerical score, 80% of which is based on handling of reins and whip, control, posture and overall impression of the driver, 20% based on conditions of harness, vehicle and neatness of attire. There will be a 5-point penalty for each ball displaced.



1. Enter at a Working Trot. At Cone #1, halt and salute. At signal, turn left to the rail at a Walk.
2. At the rail, turn left and continue at the Working Walk.
3. At Cone #2, transition to a Working Trot on the rail to Cone #3.
4. At Cone #3, begin Slow Trot and circle at arena width.
5. After completing the circle, develop Strong Trot between Cones #3 and #4.
6. Proceed through Cones #4, #5 and #6. Upon reaching the rail, begin Working Trot and track right to Cone #7.
7. At Cone #7, continue Working Trot and proceed right to Cone #8, then halt 3-5 seconds.
8. Back 3 to 4 steps, move forward 3 steps, halt and salute. Leave the ring at a Working Trot.

CHAPTER DR DRESSAGE DIVISION

SUBCHAPTER DR-1 DRESSAGE GOVERNING REGULATIONS.

- DR101 Object and General Principles.
- DR102 The Halt.
- DR103 The Walk.
- DR104 The Trot.
- DR105 The Canter.
- DR106 The Rein Back.
- DR107 The Transitions.
- DR108 The Half-Halt.
- DR109 The Changes of Direction.
- DR110 The Figures and The Exercises.
- DR111 Work on Two Tracks and The Lateral Movements.
- DR112 The Pirouette, The Half-pirouette, The Quarter-pirouette, The Working Pirouette, The Working Half-pirouette, The Turn on the Haunches.
- DR113 The Passage.
- DR114 The Piaffe.
- DR115 The Collection.
- DR116 The Submission, The Impulsion.
- DR117 The Position and Aids of the Rider.
- DR118 Tests for Dressage Competitions.
- DR119 Participation in Dressage Competitions.
- DR120 Dress.
- DR121 Saddlery and Equipment.
- DR122 Execution and Judging of Tests.
- DR123 Scoring, Classification and Prize-Giving.
- DR124 Elimination.
- DR125 Competition Licensing and Officials.
- DR126 Requirements for Dressage Competition Management.
- DR127 USEF/USDF Qualifying and Championship Classes and Federation National Championships for Dressage.
- DR128 Musical Free Style Ride.
- DR129 Quadrille and Pas de Deux.
- DR130 Dressage Derby.
- DR131 Suitable to Become a Dressage Horse.
- DR132 Dressage Seat Equitation.
- DR133 Materiale Class.
- DR134 Pony Measurement.

SUBCHAPTER DR-2 DRESSAGE SPORT HORSE BREEDING.

- DR201 Purpose.
- DR202 General Regulations.
- DR203 Definitions.
- DR204 Classes.
- DR205 Entries.
- DR206 Equipment and Turn Out.
- DR207 General.
- DR208 Competition Veterinarian.
- DR209 Conduct of Classes.
- DR210 Judging Specifications.
- DR211 Judging Procedures.



CHAPTER DR DRESSAGE DIVISION

SUBCHAPTER DR-I DRESSAGE GOVERNING REGULATIONS.

The pinnacle of Dressage Competition is the Grand Prix of Dressage Competition of the Olympic Games. Rules for that competition and other international competitions are found in the FEI booklet, "Rules for Dressage Events". For any circumstances not specifically covered in these rules reference should be made to the following publications of the FEI:

Rules for Dressage Events
General Regulations

Since every eventuality cannot be provided for in these Rules for any unforeseen or exceptional circumstances, it is the duty of the Jury or Show Committee, according to their respective responsibilities as outlined in DR124.2, to make a decision in a sporting spirit and approaching as nearly as possible the intention of these Rules.

DR101 Object and General Principles.

1. The object of Dressage is the harmonious development of the physique and ability of the horse. As a result it makes the horse calm, supple, loose and flexible but also confident, attentive and keen thus achieving perfect understanding with his rider.
2. These qualities are revealed by:
 - a. The freedom and regularity of the gaits;
 - b. The harmony, lightness and ease of the movements;
 - c. The lightness of the forehand and the engagement of the hindquarters, originating in a lively impulsion;
 - d. The acceptance of the bridle with submissiveness throughout and without any tenseness or resistance.
3. The horse thus gives the impression of doing of his own accord what is required of him. Confident and attentive he submits generously to the control of his rider remaining absolutely straight in any movement on a straight line and bending accordingly when moving on curved lines.
4. His walk is regular, free and unconstrained. His trot is free, supple, regular, sustained and active. His canter is united, light and cadenced. His quarters are never inactive or sluggish. They respond to the slightest indication of the rider and thereby give life and spirit to all the rest of his body.
5. By virtue of a lively impulsion and the suppleness of his joints, free from the paralyzing effects of resistance the horse obeys willingly and without hesitation and responds to the various aids calmly and with precision, displaying a natural and harmonious balance both physically and mentally.
6. In all his work even at the halt the horse must be on the bit. A horse is said to be on the bit when the neck is more or less raised and arched according to the stage of training and the extension or collection of the gait and he accepts the bridle with a light and soft contact and submissiveness throughout. The head should remain in a steady position as a rule slightly in front of the vertical with a supple poll as the highest point of the neck and no resistance should be offered to the rider.
7. Cadence is shown in trot and canter and is the result of the proper harmony that a horse shows when it moves with well marked regularity, impulsion and balance. Cadence must be maintained in all the different trot and canter exercises and all the variations of trot and canter.
8. The rhythm that a horse maintains in all his gaits and paces is fundamental to Dressage.

DR102 The Halt.

1. At the halt the horse should stand attentive, engaged, motionless and straight with the weight evenly distributed over all four legs being by pairs abreast with each other. The neck should be raised, the poll high and the head slightly in front of the vertical. While remaining on the bit and maintaining a light and soft contact with the rider's hand, the horse may quietly chomp the bit and should be ready to move off at the slightest indication of the rider.
2. The halt is obtained by the displacement of the horse's weight on the quarters by a properly increased action of the seat and legs of the rider driving the horse toward a more and more

restraining but allowing hand causing an almost instantaneous but not abrupt halt at a previously fixed place.

DR103 The Walk.

1. The walk is a marching gait in which the footfalls of the horse's feet follow one another in "four time", well marked and maintained in all work at the walk.
2. When the foreleg and the hindleg on the same side move almost on the same beat the walk tends to become an almost lateral movement. This irregularity, which might become an ambling movement, is a serious deterioration of the gait.
3. It is at the gait of walk that the imperfections of Dressage are most evident. This is also the reason why a horse should not be asked to walk on the bit at the early stages of his training. A too precipitated collection will not only spoil the collected walk but the medium and the extended walk as well.
4. The following walks are recognized: collected walk, medium walk, extended walk and free walk.
 - a. Collected walk. The horse, remaining "on the bit", moves resolutely forward, with his neck raised and arched, and showing clear self carriage. The head approaches the vertical position, the light contact with the mouth being maintained. The hindlegs are engaged with good hock action. The gait should remain marching and vigorous, the feet being placed in regular sequence. Each step covers less ground and is higher than at the medium walk, because all the joints flex more markedly. In order not to become hurried or irregular the collected walk is shorter than the medium walk, although showing greater activity.
 - b. Medium walk. A clear, regular and unconstrained walk of moderate lengthening. The horse, remaining on the bit, walks energetically but calmly with even and determined steps, the hind feet touching the ground in front of the footprints of the forefeet. The rider maintains a light, soft and steady contact with the mouth.
 - c. Extended Walk. The horse covers as much ground as possible without haste and without losing the regularity of his steps, the hind feet touching the ground clearly in front of the footprints of the forefeet. The rider allows the horse to stretch out his head and neck without, however, losing contact with the mouth.
 - d. Free Walk. The free walk is a pace of relaxation in which the horse is allowed complete freedom to lower and stretch out his head and neck. The degree of ground cover and length of strides, with hind feet stepping clearly in front of the footprints of the front feet, are essential to the quality of the free walk.

DR104 The Trot.

1. The trot is a gait of "two time" on alternate diagonal legs (near left fore and right hind leg and vice versa) separated by a moment of suspension.
2. The trot, always with free, active and regular steps, should be moved into without hesitation.
3. The quality of the trot is judged by the general impression, the regularity and elasticity of the steps—originated from a supple back and well engaged hindquarters—and by the ability of maintaining the same rhythm and natural balance even after a transition from one trot to another.
4. The following trots are recognized: working trot, collected trot, medium trot and extended trot. Both passage (DR113) and piaffe (DR114) are variations of the trot.
 - a. Collected Trot. The horse remaining on the bit moves forward with his neck raised and arched. The hocks being well engaged maintain an energetic impulsion thus enabling the shoulders to move with greater ease in any direction. The horse's steps are shorter than in the other trots but he is lighter and more mobile.
 - b. Working Trot. This is a pace between the collected and the medium trot in which a horse not yet trained and ready for collected movements shows himself properly balanced and, remaining on the bit, goes forward with even, elastic steps and good hock action. The expression "good hock action" does not mean that collection is a required quality of working trot. It only underlines the importance of an impulsion originated from the activity of the hindquarters.
 - c. Medium Trot. This is a pace between the working and the extended trot but more "round" than the latter. The horse goes forward with clear and moderately lengthened steps and with an obvious impulsion from the hindquarters. The rider allows the horse re-

maintaining on the bit to carry his head a little more in front of the vertical than at the collected and the working trot and allows him at the same time to lower his head and neck slightly. The steps should be even and the whole movement balanced and unconstrained.

d. Extended Trot. The horse covers as much ground as possible. Maintaining the same cadence he lengthens his steps to the utmost as a result of great impulsion from the hindquarters. The rider allows the horse remaining on the bit without leaning on it to lengthen his frame and to gain ground. The forefeet should touch the ground on the spot towards which they are pointing. The movement of the fore and hind legs should be similar (parallel) in the forward movement of the extension. The whole movement should be well balanced and the transition to collected trot should be smoothly executed by taking more weight on the hindquarters.

5. All trot work is executed sitting unless otherwise indicated in the test concerned.

DR105 The Canter.

1. The canter is a gait of "three time", where at canter to the right, for instance, the footfalls follow one another as follows: left hind, left diagonal (simultaneously left fore and right hind), right fore, followed by a movement of suspension with all four feet in the air before the next stride begins.

2. The canter always with light, cadenced and regular strides, should be moved into without hesitation.

3. The quality of the canter is judged by the general impression, the regularity and lightness of the three time gait originated in the acceptance of the bridle with a supple poll and in the engagement of the hindquarters with an active hock action and by the ability of maintaining the same rhythm and a natural balance even after a transition from one canter to another. The horse should always remain straight on straight lines.

4. The following canters are recognized: working canter, collected canter, medium canter and extended canter.

- a. Collected Canter. The horse remaining on the bit moves forward with his neck raised and arched. The collected canter is marked by the lightness of the forehead and the engagement of the hindquarters: i.e., is characterized by supple, free and mobile shoulders and very active quarters. The horse's strides are shorter than at the other canters but he is lighter and more mobile.

- b. Working Canter. This is a pace between the collected and the medium canter in which a horse, not yet trained and ready for collected movements, shows himself properly balanced and remaining on the bit, goes forward with even, light and cadenced strides and good hock action. The expression "good hock action" does not mean that collection is a required quality of the working canter. It only underlines the importance of an impulsion originated from the activity of the hindquarters.

- c. Medium Canter. This is a pace between the working and the extended canter. The horse goes forward with free, balanced and moderately extended strides and an obvious impulsion from the hindquarters. The rider allows the horse remaining on the bit to carry his head a little more in front of the vertical than at the collected and working canter and allows him at the same time to lower his head and neck slightly. The strides should be long and as even as possible and the whole movement balanced and unconstrained.

- d. Extended Canter. The horse covers as much ground as possible. Maintaining the same rhythm he lengthens his strides to the utmost without losing any of his calmness and lightness as a result of great impulsion from the hindquarters. The rider allows the horse remaining on the bit without leaning on it to lower and extend his head and neck; the tip of his nose pointing more or less forward.

- e. The cadence in the transitions from medium canter as well as from extended canter to collected canter should be maintained.

5. Counter-Canter. This is a movement where the rider, for instance on a circle to the left, deliberately makes his horse canter with the right canter lead (with the right fore leading). The counter-canter is a balancing movement. The horse maintains his natural flexion at the poll to the outside of the circle, and the horse is positioned to the side of the leading leg. His conformation does not permit his spine to be bent to the line of the circle. The rider avoiding any contortion causing contraction and disorder should especially endeavor to limit the deviation of the quarters to the outside of the circle and restrict his demands according to the degree of suppleness of the horse.

6. Change of Lead Through the Trot. This is a change of lead where the horse is brought back into the trot and after a few trot strides, is restarted into a canter with the other leg leading.

7. Simple Change of Lead at Canter. This is a change of lead where the horse is brought back immediately into walk and, after a few clearly defined steps, is restarted immediately into a canter on the opposite lead, with no steps at the trot.

8. Flying Change of Lead or Change of Lead in the Air. This change of lead is executed in close connection with the suspension which follows each stride of the canter. Flying changes of lead can also be executed in series, for instance at every 4th, 3rd, 2nd or at every stride. The horse even in the series remains light, calm and straight with lively impulsion, maintaining the same rhythm and balance throughout the series concerned. In order not to restrict or restrain the lightness and fluency of the flying changes of lead in series, the degree of collection should be slightly less than otherwise at collected canter.

DR106 The Rein Back.

1. The rein back is a movement in which the horse moves backwards by raising and setting down the feet in diagonal pairs. The feet should be well raised and the hind feet remain in line, and the direction of travel should remain straight.

2. At the preceding halt as well as during the rein back the horse, although standing motionless and moving backwards respectively, should remain on the bit maintaining his desire to move forward.

3. Anticipation or precipitation of the movement, resistance to or evasion of the hand, deviation of the quarters from the straight line, spreading or inactive hind legs and dragging forefeet are serious faults.

4. If in a dressage test a trot or canter is required after a rein back the horse should move off immediately into this pace without a halt or an intermediate step.

DR107 The Transitions.

1. The changes of gait and pace should be clearly shown at the prescribed marker; they should be quickly made yet must be smooth and not abrupt. The cadence of a gait or pace should be maintained up to the moment when the gait or pace is changed or the horse halts. The horse should remain light in hand, calm and maintain a correct position.

2. The same applies to transitions from one movement to another for instance from the passage to the piaffe and vice versa.

DR108 The Half-Halt.

The half-halt is a hardly visible, almost simultaneous, coordinated action of the seat, the legs and the hand of the rider, with the object of increasing the attention and balance of the horse before the execution of several movements or transitions between gaits or paces. In shifting slightly more weight onto the horse's quarters, the engagement of the hind legs and the balance on the haunches are facilitated for the benefit of the lightness of the forehand and the horse's balance as a whole.


DR109 The Changes of Direction.

1. At changes of direction the horse should adjust the bend of his body to the curvature of the line he follows remaining supple and following the indications of the rider without any resistance or change of gait, rhythm or speed.

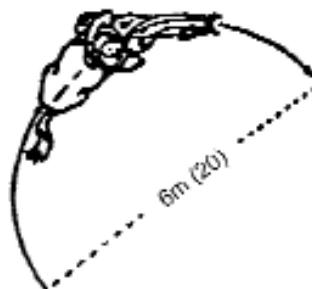
2. When changing direction at right angles, for instance when riding corners, the horse should be correctly bent and balanced, and at Training through Fourth Levels, ridden as deeply as is appropriate to its level of training, into the corner. At FEI levels and in FEI tests, the horse should describe one quarter of a circle of approximately 6 meters diameter at collected and working gaits.

3. When changing direction in form of counter-change of hand the rider changes direction by moving obliquely either to the quarter line or in the center line or to the opposite long side of the arena whence he returns on an oblique line to the line he was following when he started the movement.

4. At the counter-change of hand the rider should make his horse straight an instant before changing direction. When for instance at counter-change of hand at half-pass to either side of the center line the number of meters or strides to either side is prescribed in the test, it must be strictly observed and the movement be executed symmetrically.



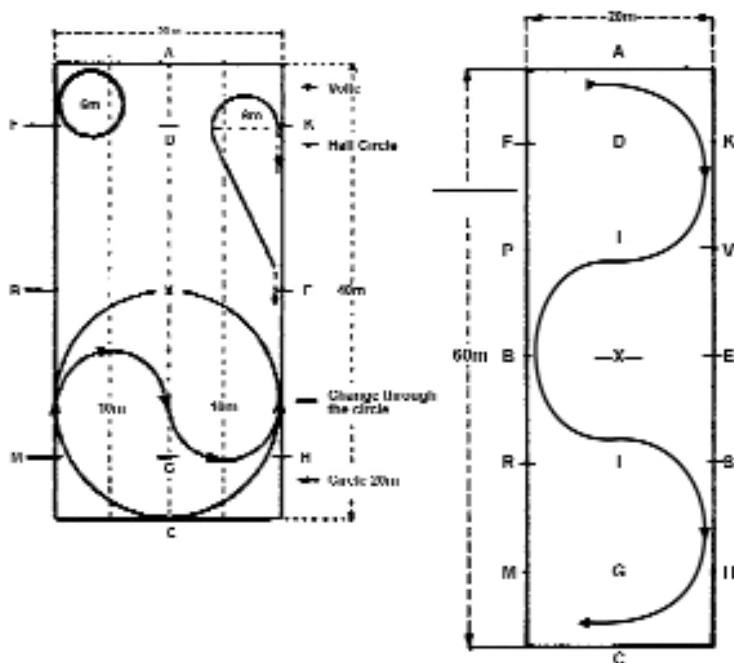
Turning Corner



Volte

DR110 The Figures and The Exercises.

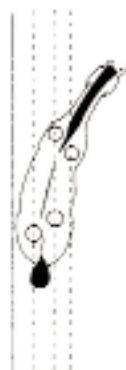
1. Volte or circle. The volte is a circle of 6, 8 or 10 meters diameter. If larger than 10 meters, one uses the term Circle stating the diameter (see diagrams below).
2. Serpentine. The serpentine consists of half circles connected by a straight line. When crossing the center line the horse should be parallel to the short side. Depending on the size of the half circles the straight connection varies in length.



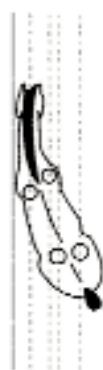
Serpentine of three loops

3. Figure of Eight. This figure consists of two exact voltes or circles of equal size as prescribed in the test joined at the center of the eight. The rider should make his horse straight an instant before changing direction at the center of the figure.
4. Stretching the Frame. The horse gradually takes the reins, stretching forward and downward with light contact, while maintaining balance, rhythm and tempo and quality of the gait.
5. Überstreichen. A clear release of contact where the horse maintains self-carriage, rhythm, tempo, straightness, and quality of gait.

1) Shoulder in



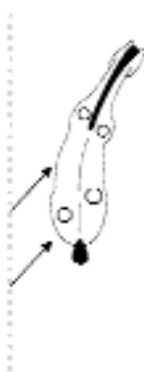
2) Travers



3) Renvers



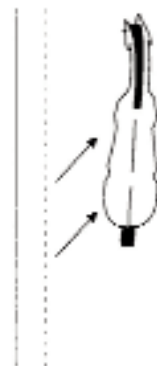
4) Half-Pass



a) Leg yielding along the wall



b) Leg yielding on the diagonal



DR111 Work on Two Tracks and The Lateral Movements.

1. A distinction must be made between the following movements: Leg yielding, Shoulder in, Travers, Renvers, Half pass.
2. Work on two tracks.
 - a. The aim of movements on two tracks is:
 - (1) To improve the obedience of the horse to the cooperative aids of the rider;
 - (2) To supple all parts of the horse thereby increasing the freedom of his shoulders and the suppleness of his quarters as well as the elasticity of the bond connecting the mouth, the poll, the neck, the back and the haunches;
 - (3) To improve the cadence and bring the balance and gaits into harmony;
 - b. Leg-yielding. The horse is almost straight, except for a slight flexion at the poll away from the direction in which he moves, so that the rider is just able to see the eyebrow and nostril on the inside. The inside legs pass and cross in front of the outside legs. Leg-yielding should be included in the training of the horse before he is ready for collected work. Later on, together with the more advanced movement shoulder-in, it is the best means of making a horse supple, loose and unconstrained for the benefit of the freedom, elasticity and regularity of his paces and the harmony, lightness and ease of his movements. Leg-yielding can be performed on the diagonal in which case the horse should be as close as possible parallel to the long sides of the arena although the forehand should be slightly in advance of the quarters. It can also be performed along the wall in which case the horse should be at an angle of about 35 degrees to the direction in which he is moving (see Fig. 5).
3. The lateral movements.
 - a. The additional aim of lateral movements is to develop and increase the engagement of the quarters and thereby also the collection.
 - b. In all lateral movements - shoulder-in, travers, renvers, half-pass—the horse is slightly bent and moves with the forehand and the quarters on two different tracks (see Fig 1-4).
 - c. The bend or flexion must never be exaggerated so that it impairs the balance and fluency of the movement concerned.
 - d. At the lateral movements the gait should remain free and regular, maintained by a constant impulsion, yet it must be supple, cadenced and balanced. The impulsion is often lost, because of the rider's preoccupation mainly in bending the horse and pushing him sideways.
 - e. At all lateral movements the side to which the horse should be bent is the inside. The opposite side is the outside.
 - f. Shoulder-in. This exercise is performed in collected trot. The horse is ridden with a slight but uniform bend around the inside leg of the rider maintaining cadence at a constant angle of approx. 30 degrees. The horse's inside foreleg passes and crosses in front of the outside foreleg; the inside hind leg steps forward under the horse's body weight following the same track of the outside foreleg, with the lowering of the inside hip. The horse is bent away from the direction in which it is moving. (see Fig. 1). If the shoulder-in is performed on the long side or on the center line, the horse should be straightened after the shoulder-in, before going into the corner. If the movement that follows the shoulder-in is a circle at any point, or a turn left or right at any point other than the four corners, the horse should not be straightened.
 - g. Travers. This exercise can be performed in collected trot or collected canter. The horse is slightly bent round the inside leg of the rider but with a greater degree of bend than in shoulder-in. A constant angle of approximately 35 degrees should be shown, from the front and from behind one sees four tracks. The forehand remains on the track and the quarters are moved inwards. The horse's outside legs pass and cross in front of the inside legs. The horse is bent in the direction in which it is moving. To start the travers, the quarters must leave the track or, after a corner or circle, are not brought back onto the track. At the end of the travers, the quarters are brought back on the track without any counter-flexion of the poll/neck as one would finish a circle. (see Fig. 2).
 - h. Renvers. This is the inverse movement in relation to travers, with the tail instead of the head to the wall. Otherwise the same principles and conditions are applicable as at the travers (see Fig. 3).
 - i. Half-pass. This movement is a variation of travers, executed on the diagonal instead of along the wall. The horse should be slightly bent round the inside leg of the rider in order

to give more freedom and mobility to the shoulders, thus adding ease and grace to the movement although the forehand should be slightly in advance of the quarters. The outside legs pass and cross in front of the inside legs. The horse is looking in the direction in which he is moving. He should maintain the same cadence and balance throughout the whole movement. In order to give more freedom and mobility to the shoulders, which adds to the ease and grace of the movement, it is of great importance, not only that the horse is correctly bent and thereby prevented from protruding his inside shoulder, but also to maintain the impulsion, especially the engagement of the inside hind leg (see fig. 4). *The bend in the half-pass should increase with the steepness of the diagonal.*

BOD 1/17/10 Effective immediately

DR112 The Pirouette, The Half-pirouette, The Quarter-pirouette, The Working Pirouette, The Working Half-pirouette, The Turn on the Haunches.

- 1 The pirouette (half-pirouette) is a circle (half-circle) executed on two tracks with a radius equal to the length of the horse, the forehand moving round the haunches.
2. Pirouettes (half-pirouettes) are usually carried out at collected walk or canter but can also be executed at Piaffe.
3. At the pirouette (half-pirouette) the forefeet and the outside hind foot move round the inside hind foot which forms the pivot and should return to the same spot, or slightly in front of it, each time it leaves the ground.
4. At whatever gait the pirouette (half-pirouette) is executed the horse slightly bent in the direction in which he is turning should, remaining on the bit with a light contact, turn smoothly round maintaining the exact cadence and sequence of footfalls of that pace. The poll stays the highest point during the entire movement.
- 5 During the pirouettes (half-pirouettes) the horse should maintain his impulsion and never in the slightest way move backwards or deviate sideways. If the inside hind foot is not raised and returned to the ground in the same rhythm as the outside hind foot the gait is no longer regular.
6. In executing the pirouette or the half-pirouette in canter the rider should maintain perfect lightness of the horse while accentuating the collection. The quarters are well-engaged and lowered and show a good flexion of the joints. An integral part of the movement is the canter strides before and after the pirouette. These should be characterized by an increased activity and collection before the pirouette and, the movement having been completed, by the balance being maintained as the horse proceeds.
7. The quality of the pirouettes (half-pirouettes) is judged according to the suppleness, lightness, cadence and regularity and to the precision and smoothness of the transitions; pirouettes (half-pirouettes) at canter are judged also according to the balance, the elevation and the number of strides (at pirouettes 6-8, at half-pirouettes 3-4 are desirable).
8. The Quarter-pirouette. As a preparatory exercise, the quarter-pirouette is usually executed on the track at a given letter, the horse being highly collected for 1 or 2 strides before and then through the execution of a 90 degree turn around the haunches in 2-3 strides, maintaining a correct canter footfall.
9. The Working Pirouette and Working Half-Pirouette. The requirements for a working half-pirouette are identical to those of a regular half-pirouette, except that the allowable radius is increased to approximately 5 meters. A working half-pirouette is to be judged like a regular half-pirouette except that full credit must be given for a well-performed, but larger (5 meter) half-pirouette. Full credit should also be given for a well-performed regular-sized half-pirouette. A significant deduction should be made if a rider attempts but performs poorly a regular half-pirouette.
10. The Turn on the Haunches. This movement is a schooling exercise which can be executed from a halt or walk and is preparatory for the pirouette which is executed out of a collected gait. The horse's forehand moves in even, quiet and regular steps around the horse's inner hind leg while maintaining the rhythm of the walk. In the half turn on the haunches the horse is not required to step with its inside hind leg in the same spot each time it leaves the ground but may move slightly forward. Backing or loss of rhythm are considered a serious fault. This movement may be executed through 90 degrees, 180 degrees, or 360 degrees.

DR113 The Passage.

1. This is a measured, very collected, very elevated and very cadenced trot. It is characterized by a pronounced engagement of the quarters, a more accentuated flexion of the knees

and hocks and the graceful elasticity of the movement. Each diagonal pair of feet is raised and returned to the ground alternately with cadence and has a prolonged phase of support compared to the phase of suspension.

2. In principle the height of the toe of the raised foreleg should be level with the middle of the cannon bone of the other foreleg. The toe of the raised hind leg should be slightly above the fetlock joint of the other hind leg.

3. The neck should be raised and gracefully arched with the poll as the highest point and the head close to the vertical. The horse should remain light and soft on the bit and be able to go smoothly from the passage to the piaffe and vice-versa without apparent effort and without altering the cadence, the impulsion being always lively and pronounced.

4. Irregular steps with the hind legs, swinging the forehand or the quarters from one side to the other, as well as jerky movements of the forelegs or the hind legs or dragging the hind legs are serious faults.

DR114 The Piaffe.

1. The piaffe is a highly collected, cadenced, elevated diagonal movement giving the impression of being in place. The horse's back is supple and elastic. The quarters are slightly lowered, the haunches with active hocks are well engaged giving great freedom, lightness and mobility to the shoulders and forehand. Each diagonal pair of feet is raised and returned to the ground alternately, with an even cadence.

2. In principle the height of the toe of the raised foreleg should be level with the middle of the cannon bone of the other foreleg. The toe of the raised hind leg should reach just above the fetlock joint of the other hind leg.

3. The neck should be raised and arched, the head vertical. The horse should remain light on the bit with a supple poll maintaining a light and soft contact on a taut rein. The body of the horse should move up and down in a supple, cadenced and harmonious movement.

4. The piaffe must always be animated by a lively impulsion and characterized by a perfect balance. While giving the impression of being in place there may be a visible inclination to advance, this being displayed by the horse's eager acceptance to move forward as soon as he is asked. *The horse is permitted to advance up to one meter forward in the Intermediaire II test. BOD 1/17/10 Effective immediately*

5. Moving even slightly backwards, irregular steps, crossing either the fore- or hindlegs or swinging either the forehand or the quarters from one side to the other are serious faults. A movement with hurried and uneven, unlevel or irregular steps without cadence, or spring cannot be called a true piaffe.

DR115 The Collection.

1. The aim of the collection of the horse is:

- To further develop and improve the balance and equilibrium of the horse which has been more or less displaced by the additional weight of the rider.
- To develop and increase the horse's ability to lower and engage his quarters for the benefit of the lightness and mobility of his forehand.
- To add to the "ease and carriage" of the horse and to make him more pleasurable to ride.

2. The best means to obtain these aims are the lateral movements, travers, renvers and, last but not least, shoulder-in (DR111.3-3.h) as well as half-halts (DR108).

3. Collection is, in other words, improved and effected by engaging the hind legs with the joints bent and supple, forward under the horse's body by a temporary but often repeated action of the seat and legs of the rider driving the horse forward towards a more or less stationary or restraining hand allowing just enough impulsion to pass through. Collection is consequently not achieved by shortening of the gait through a resisting action of the hand but instead by using the seat and legs to engage the hind legs further under the horse's body.

4. However, the hind legs should not be engaged too far forward under the horse as this would shorten the base of support too much and thereby impede the movement. In such a case, the line of the back would be lengthened and raised in relation to the supporting base of the legs, the stability would be deranged and the horse would have difficulty in finding a harmonious and correct balance.

5. On the other hand, a horse with a too long base of support unable or unwilling to engage his hind legs forward under his body will never achieve an acceptable collection characterized by ease and carriage as well as a lively impulsion, originated in the activity of the quarters.

6. The position of the head and neck of a horse at the collected gaits is naturally dependent on the stage of training and in some degree on his conformation. It should, however, be distinguished by the neck being raised unrestrained forming a harmonious curve from the withers to the poll being the highest point with the head slightly in front of the vertical. However, at the moment the rider applies his aids in order to obtain a momentary and passing collecting effect the head may become more or less vertical (compare DR101.6, DR102 and DR108).

DR116 The Submission, The Impulsion.

1. Submission does not mean subordination, but an obedience revealing its presence by a constant attention, willingness and confidence in the whole behavior of the horse as well as by the harmony, lightness and ease he is displaying in the execution of the different movements. The degree of submission is also manifested by the way the horse accepts the bridle; with a light and soft contact, a supple poll or with resistance to or evasion of the rider's hand; being either above the bit or behind the bit respectively.
2. Putting out the tongue, keeping it above the bit or drawing it up altogether as well as grinding the teeth and swishing the tail are mostly signs of nervousness, tenseness or resistance on the part of the horse and must be taken into account by the judges in their marks for the movement concerned as well as in the collective mark for submission.
3. Impulsion is the term used to describe the transmission of an eager and energetic, yet controlled propulsive energy generated from the hindquarters into the athletic movement of the horse. Its ultimate expression can be shown only through the horse's soft and swinging back to be guided by a gentle contact with the rider's hand.
4. Speed, of itself, has little to do with impulsion: the result is more often a flattening of the gaits. A visible characteristic is a more pronounced articulation of the hind leg in a continuous rather than staccato action. The hock, as the hind foot leaves the ground, should first move forward rather than being pulled upwards, but certainly not backwards. A prime ingredient of impulsion is the time the horse spends in the air rather than on the ground: in other words, the added expression within the gaits, always provided that there is a clear distinction between the collected trot and the passage. Impulsion is, therefore, seen only in those gaits that have a period of suspension.

DR117 The Position and Aids of the Rider.

1. All the movements should be obtained without apparent effort of the rider. He should be well balanced with his loins and hips supple, thighs and legs steady and well stretched downward. The upper part of the body easy, free and erect with the hands low and close together without, however, touching either each other or the horse and with the thumb as the highest point; the elbows and arms close to the body enabling the rider to follow the movements of the horse smoothly and freely and to apply his aids imperceptibly. This is the only position making it possible for the rider to school his horse progressively and correctly.
2. Not only the aids of the hands and the legs but also of the seat are of great importance in dressage. Only the rider who understands how to contract and relax his loin muscles at the right moment is able to influence his horse correctly (compare DR102.2, DR108 and DR115.3).
3. Riding with both hands is obligatory at all national and International Dressage Events. However, riding with one hand is permitted in the Freestyle Tests and when leaving the arena. Individuals holding a Federation Dispensation Certificate may use bridged or special adaptive reins for use with one or no hand(s), if their physical limitations require such and the equipment is listed on the Dispensation Certificate.
4. Unless indicated on a Federation Dispensation Certificate, International Para-Equestrian Classification Card (FEI PE Card), USEF Para-Equestrian Classification Card, or Presidential Modification letter, the use of stirrups is required.
5. The use of the voice in any way whatsoever or clicking the tongue once or repeatedly is a serious fault involving the deduction of at least 2 marks from those that would otherwise have been awarded for the movement where this occurred.

DR118 Tests for Dressage Competitions.

1. The Federation approves and issues tests for use at licensed dressage competitions in the United States. The FEI is responsible for issuing tests for international competitions. The United States Dressage Federation also issues tests which may be used at licensed dressage

competitions. Tests cannot be modified or simplified without the approval of the Federation Dressage Committee, the Bureau of the FEI, or the USDF, respectively.

2. Objectives and standards of Federation levels of competition.

TRAINING LEVEL. To confirm that the horse's muscles are supple and loose, and that it moves freely forward in clear and steady rhythm, accepting contact with the bit.

FIRST LEVEL. To confirm that the horse, in addition to the requirements of Training Level, has developed thrust (pushing power) and achieved a degree of balance and throughness.

SECOND LEVEL. To confirm that the horse, having demonstrated that it has achieved the thrust (pushing power) required in First Level, now shows that through additional training it accepts more weight on the hind quarters (collection), shows the thrust required at medium paces and is reliably on the bit. A greater degree of straightness, bending, suppleness, throughness, and self-carriage is required than at First Level.

THIRD LEVEL. To confirm that the horse has achieved the requirements of Second Level. It now demonstrates in each movement, especially in medium and extended paces and in the transitions to and from collected movements, rhythm, suppleness, acceptance of the bit, throughness, impulsion, straightness and collection. There must be a clear distinction between the paces.

FOURTH LEVEL. To confirm that the horse has achieved the requirements of Third Level. These are tests of medium difficulty designed to confirm that the horse has acquired a high degree of suppleness, impulsion, throughness, balance and lightness while always remaining reliably on the bit, and that its movements are straight, energetic and cadenced with the transitions precise and smooth.

3. Objectives of the FEI levels of competition. (These tests are used worldwide.)

PRIX ST. GEORGES. Test of medium standard. This test represents the medium stage of training. It comprises exercises to show the horse's submission to all the demands of the execution of classical equitation and a standard of physical and mental balance and development, which will enable him to carry them out with harmony, lightness and ease.

INTERMEDIATE I. Test of relatively advanced standard. The object of this test is to lead horses on, progressively and without harm to their organism, from the correct execution of Prix St. Georges to the more demanding exercises of Intermediate II.

INTERMEDIATE II. Test of advanced standard. The object of this test is to prepare the horses for the Grand Prix.

GRAND PRIX. Test of the highest standard. The Grand Prix is a competition of the highest level, which brings out the horse's perfect lightness, characterized by the total absence of resistance and the complete development of impulsion. The test includes all the school paces and all the fundamental airs of the Classical High School, of which the artificial paces, based on an extreme extension of the forelegs, are no part. For this reason, the school leaps, no longer practiced in a great many countries, do not figure in the test.

GRAND PRIX SPECIAL. Test of the same standard as Grand Prix. This is a competition of the same level as Grand Prix where especially the transitions are a matter of great importance.

THE FREESTYLE TEST. This is a competition of artistic equitation to music. It includes all the required movements and gaits of the standard tests of the same level. The competitor is, however, absolutely free in the form and manner of the presentation he chooses within a fixed time. The test should clearly show the unity between rider and horse as well as harmony in all the movements and transitions.

4. In addition to Federation, FEI and USDF tests, Dressage competitions may use other tests but these must be included in the prize list sent to all exhibitors. Eventing Dressage tests may be offered if clearly indicated in the prize list. All dressage classes (*including Academy, Eventing or any other Dressage classes*), whether or not the tests are issued by the Federation, FEI, or USDF, must be conducted under Federation or FEI (if applicable) rules, and are Federation recognized classes. Only dressage tests or classes requiring any of the three gaits defined by the FEI as walk, trot and canter may be ridden in Federation licensed Dressage competitions. *BOD 1/17/10 Effective immediately*

5. Tests for Para Equestrians may be ridden only in classes, including Test of Choice classes, that are limited to Para Equestrians. Young Horse tests may be ridden only in classes, including Test of Choice classes, that are limited to Young Horses.

6. Except for a Prix Caprilli Dressage test, Dressage Competitions cannot hold classes or tests that include jumping.

DR119 Participation in Dressage Competitions.

1. Dressage classes are open to riders on horses, mules and/or ponies of any origin, except that ponies or mules may not be ridden in USEF High Performance Championships, USEF High Performance qualifying and selection trials, and observation classes. Mules and/or ponies are also ineligible to compete in (1) any other classes designated as qualifying or selection classes for international or international high performance competition (except championships for FEI Pony Riders), and (2) championships where such participation is prohibited in the championship selection procedures. Dressage Competitions may be limited to ponies of any breed or origin. In the Dressage Division, a horse is an animal over 148 cm without shoes, and 149 cm with shoes. A pony is an animal that does not exceed 148 cm without shoes, and 149 cm with shoes. Unless otherwise noted, the term "horse" in these rules denotes either a horse or pony. (See DR134). Stallions are permitted in all classes. *Mares may not compete after their eighth month of pregnancy or within three months after foaling.* Horses showing evidence of broken wind or complete loss of sight in either or both eyes are permitted to compete. Horses with complete loss of sight in both eyes may only participate in classes in which they are shown individually. No horse may be ridden more than once in any Dressage class (including separate divisions or sections of the same class). No horse may compete in any under saddle class if it is under thirty-six months of age (of foaling date) at the time of competition. Horses competing at the Grand Prix Level must be at least 7 years of age and horses competing above Fourth Level must be at least 6 years of age; the horse's age is to be counted from January 1 of the year of birth to January 1 of the current competition year.

BOD 1/17/10 Effective immediately

2. Horses may compete in no more than one Licensed Competition on the same day and are limited to a maximum of three Dressage rides per day at Fourth Level and below or two Dressage rides per day above Fourth Level. Horses competing in FEI Para-Equestrian tests are limited to a maximum of three Dressage rides per day including equivalent USEF or USDF tests. Horses may enter no more than two consecutive levels, Freestyle levels included, at any one competition (refer to the following chart). Dressage Seat Equitation, Quadrille, Pas de Deux and Materiale classes are excluded from the maximum limit of rides per day and horses in these classes may compete at any level for which they are otherwise eligible during the same competition.

Intro								
Tr.	Tr.							
	1st	1st						
		2nd#	2nd#					
			3rd	3rd				
				4th*	4th*			
					PSG*	PSG*		
						Int I	Int I	
							Int II	Int II
								GP

All FEI Pony Rider *and FEI Childrens* Tests are equivalent to Second Level.

All FEI Junior Rider Tests are equivalent to Third Level.

All FEI Young Rider Tests are equivalent to PSG.

The USEF Four-Year-Old Test is equivalent to First Level.

The FEI Four-Year-Old Test is equivalent to First Level.

The FEI Five-Year-Old Tests are equivalent to First Level

The FEI Six-Year-Old Tests are equivalent to Third Level.

Cross entry in Para Equestrian tests and other Dressage tests is permitted as listed below:

FEI PE Grade 1a & 1b are equivalent to Introductory Level.

FEI PE Grade II is equivalent to Training Level.

FEI PE Grade III is equivalent to First Level.

FEI PE Grade IV is equivalent to Third Level.

Cross entry in Eventing tests and other Dressage tests is permitted as listed below:

Eventing Beginner Novice and Novice tests are equivalent to Training Level.

Eventing Training tests are equivalent to First Level.

Eventing Preliminary tests are equivalent to Second Level.

Eventing Intermediate tests are equivalent to Third Level.

Eventing Advanced tests are equivalent to Third Level.

BOD 1/17/10 Effective immediately

3. For purposes of competition in the Dressage Division: Individuals are eligible as Juniors until the end of the calendar year in which they reach the age of 18. Individuals are eligible as Young Riders from the beginning of the calendar year in which they reach the age of 16 until the end of the calendar year in which they reach the age of 21. Competitors shall compete as Adults from the beginning of the calendar year in which they reach the age of 22. Individuals possessing current amateur certification are only eligible as Adult Amateurs from the beginning of the calendar year in which they reach age 22.
4. For purposes of qualification for and participation in competitions conducted under FEI rules, age groups are as follows:
 - a. Young Riders: Same as in DR119.3;
 - b. Juniors: Individuals are eligible as Juniors from the beginning of the calendar year in which they reach the age of 14 until the end of the calendar year in which they reach the age of 18;
 - c. Pony Riders: Individuals are eligible as Pony Riders from the beginning of the calendar year in which they reach the age of 12 until the end of the calendar year in which they reach the age of 16;
 - d. Children: Individuals are eligible to participate in competitions and championships for Children from the beginning of the calendar year in which they reach the age of 12 until the end of the calendar year in which they reach the age of 14;
 - e. Seniors: Individuals are eligible as Seniors from the beginning of the calendar year in which they reach the age of 18.
5. Only with the permission of competition management may a horse/rider combination enter a class Hors de Concours. Such entries must pay the full entry fee but scores for these entries will not be published or recorded, nor shall they count towards any prizes, placings or year-end awards. Said permission must be granted prior to the start of the class(es) involved. Hors de Concours entries must follow all Federation General and Dressage Division rules

that apply to other entries in the same class, except as described below. Having competed Hors de Concours at a competition, a horse is no longer eligible for further prizes, awards or placings at that competition except in situations of emergency substitutions of judges. Hors de Concours entries are not permitted in Federation/USDF Championship classes.

6. Definitions of USEF High Performance Program and USEF Developing Dressage Program:

a. **USEF HIGH PERFORMANCE DRESSAGE PROGRAM:** The purpose of this classification is to develop and implement the USOC Strategic High Performance Plan (HPP) with the goal of selecting athletes and/or teams and maximizing the performance of these athletes and/or teams at Olympic, Pan American and World Championship competition and other designated international events. The USEF High Performance (HP) Dressage Program includes the USEF National High Performance Dressage Championships at the Intermediaire I and Grand Prix Levels, as well as qualifying and selection trials, and observation classes for those events.

b. **USEF DEVELOPING DRESSAGE PROGRAM:** The purpose of this classification is to identify and recognize developing athlete and equine talent for the discipline of dressage. The USEF Developing Dressage Program includes the USEF National Junior Dressage Championship, USEF National Young Rider Dressage Championship, USEF National Young Adult Dressage Championship, USEF National Developing Horse Dressage Championship, and USEF Young Horse Dressage Program. These Championships and classes designated as qualifying for these Championships are not considered High Performance and therefore are not subject to rules applicable to High Performance classes unless otherwise specifically stated in the qualifying or selection procedures for these Championships.

7. A Dressage competition manager or secretary may not serve as judge or compete at his or her own competition. However, he or she may ride Hors de Concours if he or she designates an assistant in charge while he or she is riding. This does not absolve the manager's or secretary's duties and responsibilities. A judge may not be an owner of any competing horse, except that horses may be shown Hors de Concours in classes where the owner is not officiating (see GR1304.17 and GR1035).

8. FEI Young Rider Tests are open only to Young Riders. FEI Junior Tests are open only to Juniors from the beginning of the calendar year in which they reach the age of 14 until the end of the calendar year in which they reach the age of 18. Ponies may not be ridden in FEI Young Rider or FEI Junior tests. FEI Pony Tests are open only to riders from the beginning of the calendar year in which they reach the age of 12 until the end of the calendar year in which they reach the age of 16. Individuals who are eligible as Juniors and Young Riders may not enter both FEI Junior and FEI Young Rider tests on the same horse in the same competition; however, they may enter both Junior and Young Rider tests in the same competition on different horses.

9. The FEI Young Rider Freestyle test is open only to Young Riders.

10. Horses competing in the FEI Dressage Tests for 4-year-old horses and USEF Dressage Test for 4-year old horses must be four years old. Horses competing in the FEI Dressage Tests for 5-year-old horses must be five years old. The FEI Dressage Tests for 5-year-old horses are comparable to First Level. Horses competing in the FEI Dressage Tests for 6-year old horses must be six years old. The FEI Dressage Tests for 6-year-old horses are comparable to Third Level. The horse's age is counted from January 1 of the year of birth to January 1 of the current competition year.

11. Individuals with disabilities, who require the use of compensatory aids or adaptive equipment, must hold a Federation Dispensation Certificate, International Para-Equestrian Classification Card (FEI PE Card), or USEF Para-Equestrian Classification Card. A copy of a rider's Dispensation Certificate or Card which lists all of his or her allowed compensating aids and adaptive equipment must be included with the rider's entry, with a copy then attached to each of their Dressage sheets for the Judge's reference. A copy must remain with the entry records for review by the Technical Delegate.

12. Riders in FEI Para-Equestrian tests must have a current Federation Dispensation Certificate, International Para-Equestrian Classification Card (FEI PE Card), or USEF Para-Equestrian Classification Card to be eligible to participate.

13. Riders who do not submit a current USEF Dispensation Certificate, USEF or FEI Para-Equestrian Classification Card, or USEF Presidential Modification letter to the competition

secretary cannot compete with any modifications, compensatory aids, or dispensations to the rules in DR Chapter 1. USEF affidavits cannot be used to compete with modifications or compensatory aids when either the Dispensation Certificate, Classification Card or Presidential Modification is not available.

DR120 Dress.

1. The dress code for Training through Fourth Levels is a short riding coat of conservative color, with tie, choker or stock tie, white or light-colored breeches or jodhpurs, boots or jodhpur boots, a hunt cap or riding hat with a hard shell, derby or top hat. A cutaway coat (modified tailcoat) with short tails is permitted. Half chaps, gaiters and/or leggings are not allowed. Gloves of conservative color are recommended. Exception: Riders through First Level may wear half-chaps, gaiters or leggings in solid black or brown, without fringe, matching the color of their boots, and made of smooth leather or leather-like material. The dress code for the FEI Junior Tests, FEI Dressage Tests for 4, 5, and 6-year-old horses and the USEF test for 4-year old horses is a short riding coat of conservative color, with stock or tie, breeches, hunt cap or riding hat with a hard shell, derby or top hat. A dark tailcoat is also permitted for the FEI Junior Tests. The dress code for FEI Pony Riders is dark coat or club uniform coat, breeches or jodhpurs, white shirt with tie or hunting stock, gloves, boots and hunting cap; top hat or bowler not allowed. Spurs are optional for all of the FEI Pony and Junior Tests, FEI Dressage Tests for 4, 5, and 6-year-old horses and the USEF test for 4-year old horses. (See DR120.8)

2. For all tests above Fourth Level, the dress code is: a dark tailcoat with top hat, or a dark jacket with a bowler hat or hunt cap, and white or light colored breeches, stock or tie, gloves, and black riding boots. Spurs are mandatory for FEI tests (except as noted above under DR120.1). (See DR120.8)

3. *At all test levels, riders may wear jackets in other colors within the international HSV color scale, as described in FEI Dressage Regulations, Art. 427.1. Contrast coloring and piping is allowed. Hats, stocks, ties, gloves and riding boots may be the same color as the coat.*

BOD 1/17/10 Effective immediately

4. Members of the Armed Services and police units may ride in the uniform of their service at any level. Riders choosing to wear Armed Services or police uniform must wear the appropriate military/police cap or hat for their branch of service, or protective headgear.

5. Riders at all levels of competition must wear one of the following: A hunt cap or riding hat with a hard shell, derby or top hat, military/police cap or hat, or protective headgear. Any exhibitor may wear protective headgear at any level of competition without penalty from the judge. Exhibitors choosing to wear protective headgear must wear a short, dark jacket, dark tailcoat (only permitted for tests above Fourth Level), or Armed Services or police uniform (if eligible), dark hatcovers (where applicable) and must otherwise conform to DR120 (see GR801).

6. One whip no longer than 47.2 inches (120 cm), including lash may be carried in all classes except USEF/USDF Championships, USEF National Dressage Championships, USEF High Performance Championships, USEF High Performance qualifying and selection trials, and observation classes. (Exception: Competitors riding sidesaddle may carry a whip no longer than 47.2 inches (120 cm), including lash, in USEF/USDF Championships.) One whip no longer than 47.2 inches (120 cm), including lash may be carried in all qualifying classes (including NAYRC and NAJC) unless such use is otherwise prohibited by FEI or Federation rules or selection procedures for the classes. An adjustable-length whip may not be carried by a mounted rider.

7. In extreme heat and/or humidity in all classes including FEI classes at National Competitions, management can allow competitors to show without jackets. However, competitors must wear a regulation hat and solid *or nearly solid* colored long or short sleeved shirt *with collar*, without neckwear, *and without decoration except as described under .12 below*. T-shirts are not permitted. Members of the Armed Services or police units may wear summer uniforms. *BOD 1/17/10 Effective immediately*

8. Competitors will be allowed to wear a hat cover and a transparent or conservative color rain coat in inclement weather.

9. Spurs must be made of metal. The shank must be either curved or straight pointing directly back from the center of the spur when on the rider's boot. If the shank is curved, the spurs must be worn only with the shank directed downwards. However, swan necked spurs are allowed.



The inside arm of the spur must be smooth and one or both arms may have rubber covers. If rowels are used, they must be blunt/smooth and free to rotate. Only blunt/smooth rowels are permitted in USEF High Performance Championships, USEF High Performance qualifying and selection trials, and observation classes. Metal spurs with round hard plastic knobs on the shank are allowed ("Impuls" spur). "Dummy" spurs with no shank are also allowed. Only blunt metal spurs, no longer than 1.5 cm are permitted for FEI Pony Rider tests. This restriction also applies to warm-up and training areas, as well as during competition. Offset spurs without rowels are permitted for riders having an appropriate Dispensation Certificate.

10. Riders in USDF Pas de Deux and Quadrille classes are exempt from the dress code requirements of DR120.1-4, except that headgear and boots as required in DR120.1-4 must be worn. Riders must follow the dress requirements outlined in the USDF Rules and Guidelines for Quadrille Competitions and for Pas de Deux.

11. Individuals holding Federation Dispensation Certificates may be allowed exceptions, i.e.; gloves not required if unable to wear them, half-chaps and black or brown riding shoes with heels. If dispensation for modified shoes or boots is given, safety stirrups are required. Riders may also be given dispensation for modified gloves, hand weights and arm belts. All exceptions to required dress must be listed on the rider's Dispensation Certificate.

12. *When the only warm-up available is open to all horses and riders, riders with safety concerns are encouraged to wear an orange vest. BOD 1/18/09 Effective 12/1/09*

13. Cooling vests may be worn underneath a riding jacket. If coats are waived, a solid-colored cooling *or lightweight* vest may be worn over a riding shirt as specified in DR120.6.

BOD 1/17/10 Effective immediately

14. *When sponsorship is permitted in accordance with GR1306, the name and/or logo of the individual's sponsor(s) may appear on each of the two sides of jackets or top garments at the height of breast pockets not exceeded 80 cm² in size. Logos described under DR121.1 are also permitted as above. BOD 1/17/10 Effective immediately*

DR121 Saddlery and Equipment.

1. An English type saddle with stirrups is compulsory for Federation and USDF tests. An English type saddle may be constructed with or without a tree but cannot have a horn, swell, gallerie, or open gullet. Australian, Baroque, Endurance, McClellan, Spanish, Stock, or Western saddles are not permitted nor are modified versions of these saddles (exception: competitors with a current approved Federation Dispensation Certificate). A Dressage saddle which must be close to the horse and have long, near-vertical flaps and stirrups is compulsory for FEI tests. Saddle pads are optional, but should be white or of conservative color. English-style stirrups, without attachments, or safety stirrups are compulsory. While present in the competition area and during prize-giving ceremonies, *and when sponsorship is permitted in accordance with GR1306*, the name and/or logo of the individual's sponsor(s) may appear on a surface area not exceeding 200 cm² on each side of the saddle cloth. Breed logos (for horses registered with that breed), national flags (for citizens of that country), riding club/business/farm names or logos (used with permission of riding club/farm/business owner) and USEF or USDF names or logos (used with permission of USEF or USDF, respectively) are also permitted and must have the same specifications as sponsor logos. No other advertisement or publicity is permitted on saddle cloths or horses.

BOD 1/17/10 Effective immediately

2. For Training, First and Second Level tests and FEI Pony tests, a plain snaffle bridle is required with a regular cavesson, a dropped noseband, a flash noseband (a combination of a cavesson noseband and a dropped noseband attachment) or a crossed noseband. Except for the FEI Pony tests, a crescent noseband is also permitted at these levels. Except for the crescent noseband, buckles and a small disk of sheepskin, which may be used in the intersection

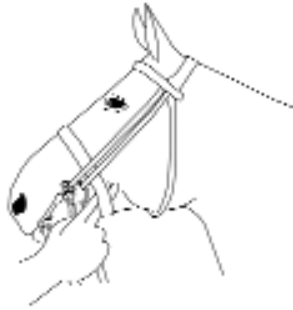
of the two leather straps of a crossed noseband, the *the headstall and cavesson/noseband of the bridle* must be made entirely of leather or leather-like material. A padded *cavesson/noseband and crownpiece* are allowed. *BOD 1/17/10 Effective immediately*

3. For Federation Third and Fourth Level tests same as (2) above, or a simple double bridle (bridoon [snaffle] and bit [curb] and curb chain, lip strap and rubber or leather cover for curb chain optional, cavesson noseband only).

4. FEI tests *ridden at national competitions (excluding USEF High Performance classes, USEF Young Adult qualifying classes, as well as FEI Junior and FEI Young Rider qualifying classes)*, a plain snaffle bridle or simple double bridle may be used, as above in DR121.2-.3. *Only snaffles, curbs and bridoons pictured under Figure 1-B are permitted in FEI tests.* For the FEI Dressage Tests for 4, 5, and 6-year-old horses and the USEF Dressage Test for 4-year old horses, a plain snaffle bridle is required, as above (DR121.2). However, when a snaffle is used in FEI tests, a crescent noseband is not permitted and a snaffle is required as described in Figure 1 and as pictured in Figure 1B. In addition to the crescent noseband, the crossed (figure-8, Mexican) noseband is not permitted for the FEI Dressage Tests for 4, 5, and 6-year-old horses and the USEF test for 4-year old horses. *BOD 1/18/09 Effective 12/1/09*

5. Riders competing only in FEI Para-Equestrian tests may use either a plain snaffle bridle or simple double bridle. Riders competing in both FEI Para-Equestrian tests and USDF or USEF tests at the same competition must use a plain snaffle bridle at Grades 1a-Grade III levels. A double bridle may be used in warm-up and while competing only at the Grade IV level.

6. Only those bits listed with Figure 1 are allowed. At any level of competition, a cavesson noseband may never be so tightly fixed that it causes severe irritation to the skin, *and must be adjusted to allow at least two fingers under the noseband on the side of the face under the cheekbone.* Cavesson nosebands may be used with a chin pad. At any level of competition, a browband may be multicolored and may be decorated with metal, beads, gemstones and crystals. *BOD 1/17/10 Effective immediately*




7. Martingales, bit guards, any kind of gadgets (such as bearing, side, running, balancing reins, nasal strips, tongue tied down, etc.), any kind of boots (including "easy-boots") or bandages (including tail bandages) and any form of blinkers, earmuffs or plugs, nose covers, seat covers, hoods are, under penalty of elimination, strictly forbidden. Fly hoods (ear covers) will only be permitted in order to protect horses from insects. The fly hoods should be discreet and should not cover the horse's eyes, and will only be permitted in extreme cases at the discretion of the presiding judge(s). Permission must be granted prior to the class and applies to all competitors in the class. However, leg bandages are allowed in Pas de Deux and Quadrille classes. A breastplate and/or crupper may be used, except that a breastplate is not permitted in USEF High Performance Championships, USEF High Performance Qualifying and Selection Trials, and Observation classes. A rein is a continuous, uninterrupted strap or line from the bridle bit to the hand. Rein additions or attachments are not permitted. Each bit must be attached to a separate rein and reins may only be attached to bits. Any decoration of the horse with extravagant items, such as ribbons or flowers, etc. in the mane, tail, etc., is strictly forbidden. Braiding of the horse's mane and tail, however, is permitted. False tails are permitted and if used may not contain any metal parts.

8. The above restrictions (1-6) apply to warm-up and other training areas, however, running martingales (only with snaffle rein of plain snaffle bridle), boots, bandages (without magnets) and ear muffs are permitted. (Exception: running martingales and ear muffs are not permit-

ted for horses entered in USEF High Performance qualifying and selection trials, and observation classes). Fly hoods (ear covers) that do not cover the horse's eyes are permitted in warm-up and other training areas. Single direct side reins or double sliding side reins (triangle reins) are permitted only when lungeing (mounted or unmounted). Only one lunge line is permitted only while lungeing. Driving or long lining is prohibited. A single direct side rein is defined as an auxiliary rein affixed to the bit and to the girth, saddle or surcingle on the side of the horse (not between the legs). A lunge line must attach only to the snaffle bit of the bridle, halter or cavesson and go directly to the hand of the longeur. Horses competing at Third Level and above may be warmed up in either snaffle or a double bridle. (Exception: For breed-restricted Arabian competition see Chapter AR, Subchapter AR-12). A running martingale consists of a divided strap attached to the girth or breastplate (at the front of the horse's chest); the extension of each strap must be connected from the point of division only to the rein on the same side and must be free to slide. The rings through which the reins slide may not be connected to a neck strap.

Double sliding side reins (triangle/dreieck zügel)



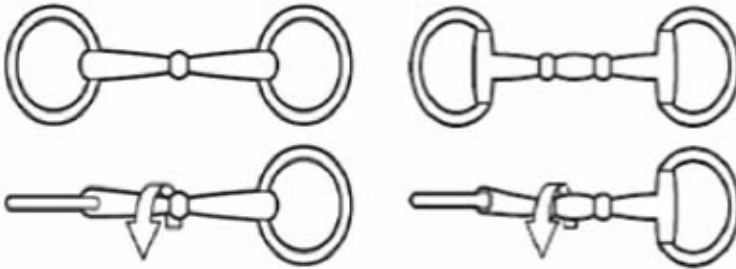
9. Ring stewards appointed by competition management must check saddlery and inspect bits and spurs on both sides of the horse for at least one-third of the horses in each class. Inspection of saddlery and bits must be done at the direction of the technical delegate. Inspection of saddlery and bits must be done immediately as the horse leaves the arena. (See DR126.11) The checking of the bridle must be done with the greatest caution, as some horses are very touchy and sensitive about their mouths. Bit inspectors must use a new disposable protective glove for each horse. The responsibility for the correct attire and equipment, however, still rests with the competitor. When communicable disease is a concern, any deviations to established saddlery inspection protocol must be approved by the USEF Dressage Department prior to the competition. *BOD 1/17/10 Effective immediately*

10. The following whips are permitted for schooling only: One whip no longer than 47.2 inches (120 cm), including lash, may be carried by the rider when mounted. One lungeing whip is permitted only when lungeing. There is no restriction on the length of whip permitted for working a horse in hand. One whip no longer than 47.2 inches (120 cm) including lash may be carried in all classes except USEF/USDF Championships, USEF National Dressage Championships, USEF High Performance Championships, USEF High Performance qualifying and selection trials, and observation classes. (Exception: Competitors riding sidesaddle may carry a whip no longer than 47.2 inches (120 cm), including lash, in USEF/USDF Championships.) One whip no longer than 47.2 inches (120 cm), including lash may be carried in all qualifying classes (including NAYRC and NAJC) unless such use is otherwise prohibited by FEI or Federation rules or selection procedures for the classes. An adjustable-length whip may not be carried by a mounted rider.

11. Numbers must be worn at all times when a horse is being exercised or ridden.
12. Individuals holding a Federation Dispensation Certificates, a USEF Para-Equestrian Classification Card or International Para-Equestrian Classification card may use special saddlery and equipment as specifically listed on their Certificate or card. The following equipment is permitted if listed on the Certificate:
- Any well fitted saddle that is suited to the needs of the rider.
 - Devonshire, western, or oxbow stirrups, tethers from stirrups to girth; seat covers; velcro and rubber bands (provided the equipment allows the rider to fall from the horse). Break-away safety stirrups are required if the rider's feet are secured into the stirrups and shoes with distinguishable heels must be worn.
 - Except for sidesaddle, either two stirrups or no stirrups must be used, unless rider has one leg and no prosthesis on the other leg.
 - Adapted or bridged reins. If the rein is not to be used in a conventional manner, it must be in as straight a line as possible from the normal hand position (as described in DR117) to the horse's mouth.
 - One or two whips, not to exceed 4' in length.
13. Horses may only be exercised and ridden in management-designated areas on the competition grounds.
14. The following rules apply exclusively to USEF High Performance qualifying and selection trials, and observation classes.
- Upon arrival on the showground, only the rider when riding, walking, leading or lunging a horse (lunge whip allowed) is allowed to carry a whip (maximum 120 cm) anywhere on the showground. The groom may also walk, lead and lunge a horse as above. Other parties are allowed to carry a whip, provided it is not in connection with the training of the horse. Under no circumstance is it allowed to school the horses in the stables.
 - The whip must be dropped before entering the space around the competition arena or the rider will be penalized for an error (see DR122.5h).
 - The following bits are permitted for use either as a snaffle or bridoon: (Snaffle or bridoon with rotating middle piece)



Snaffle or bridoon rotary bit with rotating middle piece.



- Curb chain hooks must not be fixed.

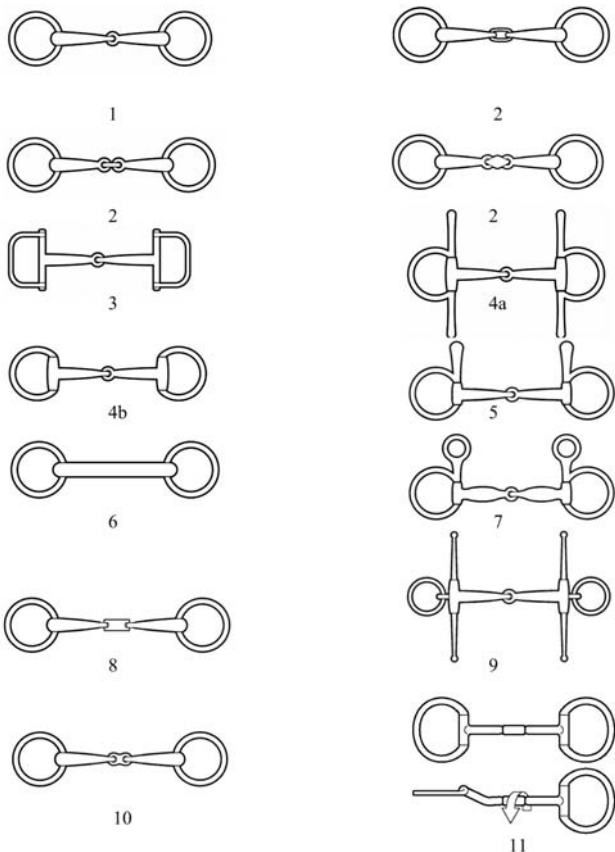
15. The provisions of DR121 apply to both competing and non-competing dressage horses from the time horses are admitted to the grounds which are designated for the Dressage Competition.

Figure 1. Bits Permitted in Dressage.

All bits (in A and B below) must be smooth and with a solid surface. Twisted, wire and roller bits are prohibited. A bushing or coupling is permitted as the center link in a double jointed

snaffle, however, the surface of the center piece must be solid with no moveable parts. The mouthpiece of a snaffle may be shaped in a slight curve, but ported snaffles are prohibited. A bridoon is defined as a snaffle bit used together with a curb bit to form a double bridle. Bits (including curb and/or bridoon bits of a double bridle) must be made of metal or rigid plastic and may be covered with rubber (in manufactured state); flexible rubber bits are not permitted, except as noted below, under A. The diameter of the snaffle or bridoon mouthpiece must be minimum 10 mm diameter at rings or cheeks of the mouthpiece (exception: for ponies, the diameter may be less than 10 mm). The diameter of the curb mouthpiece must be minimum 12 mm at the cheeks of the mouthpiece. Snaffles used in Young Horse classes must have a minimum diameter of 14 mm. Any bit combining any mouthpiece pictured in Figure 1A with any cheekpiece pictured in Figure 1A is permitted. Type of bit should not vary from those pictured below except where specified, and bits should be attached only as pictured in diagram. NOTE: FEI Level riders may warm up only in a double bridle (with both bit and/or bridoon made of metal or rigid plastic) or metal or rigid plastic snaffles pictured under B. In both cases, bits may be covered with rubber (in manufactured state) and flexible rubber bits are not permitted. A cavesson, dropped, crossed or flash noseband is allowed when a snaffle bridle is used in warm-up or competition, except as prohibited for some tests.

A. PERMITTED SNAFFLES* (Must be used in Training-Second Level Tests. Optional in Third and Fourth Level Tests.)

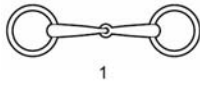


1. Ordinary snaffle with single-jointed mouthpiece.
2. Ordinary snaffle with double-jointed mouthpiece.
3. Racing snaffle (D-ring).
4. Snaffle. A) with cheeks, with or without keepers.
B) without cheeks (Egg-butt).
5. Snaffle with upper or lower cheeks.
6. Unjointed snaffle (Mullen-mouth).
7. Snaffle with cheeks. (Hanging or drop cheek; Baucher). This may be a D-ring or other ordinary snaffle as pictured in Nos. 1-6.
8. Dr. Bristol.
9. Fulmer.
10. French snaffle.
11. Snaffle with rotating mouthpiece.

*Any of the above may be made with a rubber, plastic or leather covering, but the bit may not be modified by adding latex or other material. Bits with mouthpieces made of synthetic material are permitted, provided that the contours of the bit conform to the contours of one of the bits pictured above. Flexible rubber or synthetic mouthpieces are permitted.

B. PERMITTED BRIDOOON, CURB AND SNAFFLE BITS (Must be used in FEI Level Tests. Optional in Third and Fourth Level Tests) (Reprinted from the FEI Rules for Dressage Events, 2003 edition)

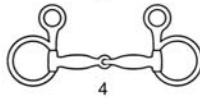
1. Various double bridle bits



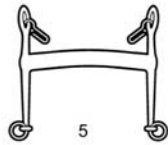
1



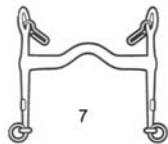
3



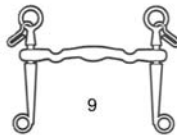
4



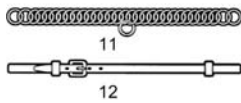
5



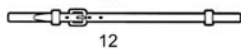
7



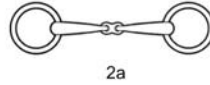
9



11



12



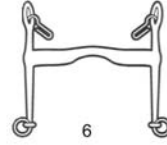
2a



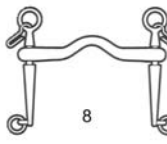
2b



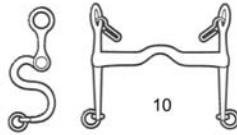
2c



6




8



10



13



14

Bridoons:

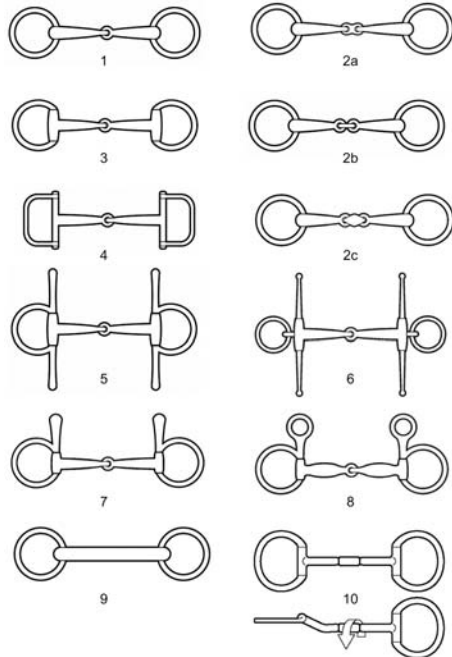
1. Loose ring bridoon bit.
2. a.b.c. Bridoon bit with jointed mouthpiece where the middle piece should be rounded. (Note: A Dr. Bristol bit is not permitted.) Eggbutt sides are also allowed.
3. Egg-butt bridoon bit.
4. Bridoon bit with hanging cheeks.

Curbs:

5. Half-moon curb bit.
6. & 7. Curb bit with straight cheeks and port.
8. Curb bit with port & sliding mouthpiece (Weymouth)
A curb bit with rotating lever arm is also allowed.
9. Variation of bits Nos. 6, 7 & 8.
10. Curb bit with S-curved cheeks.
11. Curb chain (metal or leather or a combination).
12. Lip strap.
13. Leather cover for curb chain.
14. Rubber cover for curb chain.

2. Various snaffle bridle bits:

1. Loose ring snaffle.
2. a.b.c. Snaffle with jointed mouthpiece where middle piece should be rounded.
3. Egg-butt snaffle.
4. Racing snaffle (D-ring).
5. Egg-butt snaffle with cheeks.
6. Loose ring snaffle with cheeks (Fulmer).
7. Snaffle with upper cheeks only.
8. Hanging cheek snaffle.
9. Straight bar snaffle. Permitted also with mullen mouth and with eggbutt rings.
10. Snaffle with rotating mouthpiece.



DR-DRESSAGE

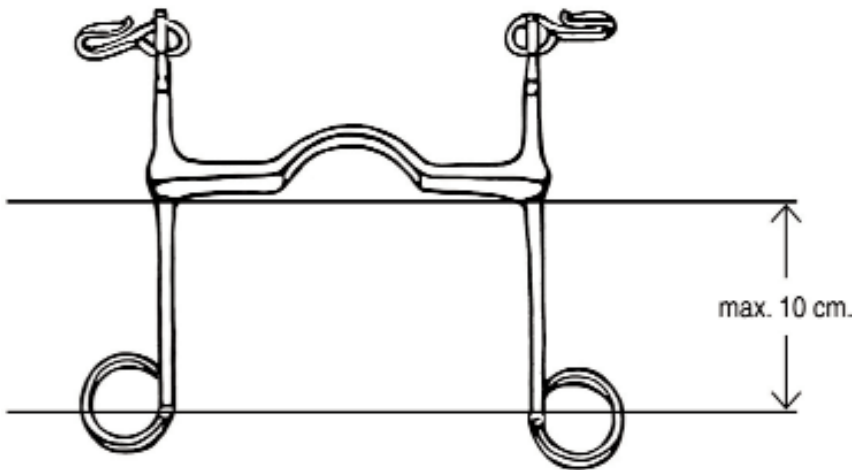


Figure 2. Correct bit measurement. The lever arm of the curb bit must not exceed 10 cm. (length below the mouthpiece). If the curb has a sliding mouthpiece, the lever arm of the curb bit below the mouthpiece must not measure more than 10 cm. when the mouthpiece is at the uppermost position.

PERMITTED NOSEBANDS AND BRIDLES

1. Dropped noseband



2. Cavesson noseband



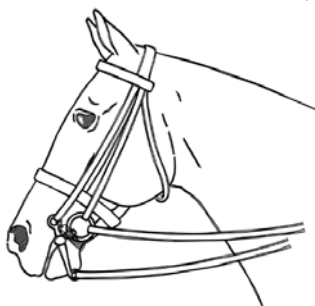
3. Flash noseband




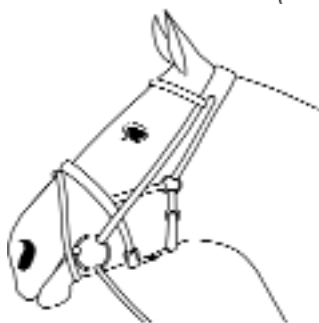
4. Mexican (crossed figure-8) noseband



1, 3 and 4: These nosebands are not permitted when a double bridle is used.




Double bridle with cavesson noseband, bridoon bit and curb with curb chain



5. Combined noseband (no throatlatch). Permitted for use in *at any level (including USEF High Performance classes)* and in warm-up with either a snaffle or double bridle, *as appropriate for the level.* *When used as a double bridle, the lower strap of the noseband (flash attachment pictured with the snaffle), is not permitted.*
BOD 1/17/10 Effective immediately EC 2/16/10 Effective immediately

6. *Micklem Bridle. Permitted for use at any level where snaffles are permitted. Not permitted for use as a double bridle. Bit clips may not be used with this bridle.*



EC 2/16/10 Effective immediately

DR122 Execution and Judging of Tests.

1. **Calling Tests.** All Federation Tests may be called during the competition except at any Final or Championship Event at which time all tests must be ridden from memory. If test is announced, it is the responsibility of the competitor to arrange for a person to announce the test. Unless an exception is made by the judge, the announcing of the test must start with the first movement. Lateness and errors in announcing the ride will not relieve the rider from "error penalties". Announcing the tests is limited to reading the movement as it is written once only. However, the repetition of reading of a movement is acceptable if there is reason to doubt that the rider heard the original call. Calling of these tests in a foreign language must receive prior consent of the show committee and the Ground Jury. A competition cannot require competitors to use callers employed by the competition management. All FEI Tests (including FEI Junior Tests), the USEF Test for Four-Year Old Horses and all Freestyle Rides must be ridden from memory. FEI Para-Equestrian tests must be ridden from memory unless an exemption is listed on the rider's Dispensation Certificate or Classification Card. In all tests, all movements must follow the order laid down in the test.
2. **Salute.** At the salute riders must take the reins in one hand. A lady rider shall let one arm drop loosely along her body and then incline her head in a slight bow; a gentleman rider shall remove his hat and let his arm drop loosely along his body or may render the salute as does the lady rider. The military salute is only permissible when riding in uniform.
3. **Voice.** The use of the voice in any way whatsoever or clicking the tongue once or repeatedly is a serious fault involving the deduction of at least two marks from those that would otherwise have been awarded for the movement where this occurred.
4. **Individuals holding either a Federation Dispensation Certificates, a USEF Para-Equestrian Classification Card or International Para-Equestrian Classification card are allowed the following exceptions, provided these exceptions are clearly listed on the Certificate or Card:**
 - a. Visually impaired and blind riders may use callers as "living letters." These callers (a maximum of 9) may be stationed around the exterior of the arena and will call out letters at the appropriate time. No more than one caller may be stationed within the arena. Callers may not give any other direction to the rider other than identifying the letters, center line and quarter lines of the dressage arena. Callers must position themselves as to not obscure the judge's line of vision. Riders may enter the arena prior to the start of their test and make one pass of the arena, once in each direction in order to familiarize themselves with the callers and the arena. After completion of this familiarization, the rider may leave the arena and await the judge's signal to re-enter and begin his or her test OR may halt and stand quietly just within the arena at A to be given the signal to begin their test from inside the arena. Blind and visually impaired riders are required to wear a red arm band at all times while mounted and in areas where other riders are present. They may remove this armband during execution of their dressage test.

- b. Riders may salute with a nod of the head only. Physical contact must remain on the reins at all times.
- c. As necessitated by the rider's individual physical limitations, trot work may be performed either entirely sitting or posting.
- d. Riders with intellectual impairment or head injury may have a reader to call their tests, including freestyles. If the freestyle is being read, it is required that the caller use radio communication.
- e. Riders with hearing impairment may have a reader using sign language or use radio communication.
- f. If radio communication is used, a copy of the written choreography must be given to the Technical Delegate or their designee who will monitor the reader and report to the judge if unauthorized assistance is given to the rider.
5. Errors.
- a. When a competitor makes an "error of the course" (takes the wrong turn, omits a movement, etc.) the President of the Jury warns him by sounding the bell. The President shows him if necessary the point at which he must take up the test again and the next movement to be executed then leaves him to continue by himself. However, in some cases when, although the competitor makes an "error of the course", the sounding of the bell would unnecessarily impede the fluency of the performance for instance if the competitor makes a transition from medium trot to collected walk at V instead of at K or cantering up the center line from A makes a pirouette at D instead of at L it is up to the President to decide whether to sound the bell or not. However, if the bell is not sounded at an error of course, or error of test in which the movement, or a requirement of the movement, is repeated and the error occurs again, only one error is recorded. If a rider performs in a rising trot when a sitting trot is required, or vice versa, the bell must be sounded and the rider warned that this is an error that accumulates if repeated, leading to elimination at the third occurrence.
- b. In National and FEI tests, every "error of the course" whether the bell is sounded or not, must be penalized, except as noted above:
- (1) the first time by 2 points;
 - (2) the second time by 4 points;
 - (3) the third time the competitor is eliminated. However, at the discretion of the judge, the rider may continue to finish to test. If the competitor's continued presence in the ring is about to interfere with the start of the next scheduled ride, then the judge must excuse him/her from the ring.
- c. For FEI Level Freestyle tests and Young Horse tests, the deduction for an error shall be:
- (1) First error: -1% of possible total score
 - (2) Second error: -2% of possible total score
 - (3) Third error: Elimination
- d. When the competitor makes an "error of the test" (trots rising instead of sitting; at the salute does not take the reins in one hand, etc.) he must be penalized as for an "error of the course". In principle, a competitor is not allowed to repeat a movement of the test unless the President of the Jury decided on an error of course (rings the bell). If, however, the rider has started the execution of a movement and attempts to do the same movement again, the judge(s) must consider the first movement shown only and, at the same time penalize for an error of course.
- e. If the Jury has not noted an error the competitor has the benefit of the doubt.
- f. The decision as to whether or not an error of course has been made will be that of the judge at C. The other judges' scores will be adapted accordingly upon approval of the judge at C.
- g. The penalty points are deducted on each judge's sheet from the total points obtained by the competitor.
- h. Penalties. For USEF High Performance qualifying and selection trials, and observation classes, all of the following are considered errors and are penalized as in 5b, above:
- (1) Error of course
 - (2) Entering the space around the arena with whip
 - (3) Entering the dressage arena with whip
 - (4) Not entering the arena within 45 seconds after the bell

- (5) Entering the arena before the sound of the bell;
- (6) In Freestyle classes, entering the arena after more than 20 seconds of music
6. Lameness. In the case of marked lameness the judge or President of the Jury informs the competitor that he is eliminated. There is no appeal against his decision.
7. Judging a test.
- The mark for each movement should first establish the fact of whether the movement is **marginal (5 or below) or higher**. The judge should state the reason for his judgment, at least when giving marks of 6 and below. *BOD 1/18/09 Effective 12/1/09*
 - Accuracy (moderate) should be a factor only if the inaccuracy avoids the difficulty of the movement, i.e., a larger circle avoids the difficulty of a 10 meter circle. In a movement which must be carried out at a certain point of the arena it should be done at the moment when the competitor's body is above this point, except in transitions where the horse approaches the letter from a line diagonal or perpendicular to the point where the letter is positioned. In this case, the transition must be done when the horse's nose reaches the track at the letter so that the horse is straight in the transition.
 - If a problem appears once it may be treated lightly by the judge; if it appears successively he will score it more harshly each time, i.e., nodding, stumbling, shying, etc.
 - Grinding of the teeth and wringing of the tail are signs of tenseness or resistance on the part of the horse and should be considered in the marks for each movement where they appear, as well as in the Collective Marks. Horses which get their tongues over the bit or perform with an open mouth shall be marked down.
 - The levels of dressage are offered as a means of evaluating a horse that is changing. The purpose of each test is printed on the cover and the horse shall be considered in light of the degree of training it should have achieved to be shown at that level.
 - In the case of a fall of horse and/or rider the competitor will not be eliminated. He will be penalized by the effect of the fall on the execution of the movement being performed and also in the Collective Marks.
 - If the horse leaves the arena with or without the rider (all four feet outside the fence or line marking the arena perimeter) between the time of entry and the time of exit at A, the competitor is eliminated.
 - A test begins with the entry at A and ends after the final salute, as soon as the horse moves forward; except in Freestyle, where the test begins in the first stride after the salute and ends at the final salute. Except for leaving the arena as described above in 7.g, and for non-permitted movements shown in a freestyle test, anything before the beginning or after the end of the test has no effect on the marks. The competitor should leave the arena in the way prescribed in the test; however, in Federation Training through Fourth Level tests, the competitor should leave the arena at "A" at a walk, on long or loose rein.
 - Horses which enter the arena with their tongues tied down shall be eliminated.
 - The judge may stop a test and/or allow a competitor to restart a test from the beginning or from any appropriate point in the test if, in his discretion, some unusual circumstance has occurred to interrupt a test. Time-outs, as defined in GR833, are not permitted in the Dressage division.
 - After the sound of the bell, the competitor should enter the arena at A as soon as possible. Exceeding 45 seconds before entering the arena after the bell has sounded will entail elimination. Exception: For USEF High Performance qualifying and selection trials, and observation classes, exceeding 45 seconds before entering the arena after the bell has sounded be penalized for an error as specified under DR122.5. Extreme lateness may be penalized by elimination except where a valid reason is accepted by the Judge at "C" (losing a shoe, etc). No competitor can be required to ride prior to his scheduled time except as required in GR830.
 - Any resistance which prevents the continuation of the test longer than 20 seconds is punished by elimination.
 - All movements and certain transitions from one to another which have to be marked by the judge(s) are numbered on the judge's sheets. They are marked 0 to 10, 0 being the lowest mark and 10 being the highest.

8. The scale of marks is as follows:

10	Excellent	4	Insufficient
9	Very Good	3	Fairly Bad
8	Good	2	Bad
7	Fairly Good	1	Very Bad
6	Satisfactory	0	Not executed
5	Marginal		

“Not executed” means that practically nothing of the required movement has been performed. In Freestyle tests, half marks may be used for the artistic marks.

9. Collective marks are awarded (from 0 to 10) after the competitor has finished his performance for:

- Gaits.
- Impulsion.
- Submission.
- The rider’s position and seat; correctness and effect of the aids. The collective marks as well as certain difficult and/or infrequently repeated movements can be given a co-efficient which is fixed by the Federation Dressage Committee or the Bureau of the FEI.

10. Unauthorized Assistance is forbidden under penalty of elimination. Any intervention by a third party with the object of facilitating the task of the competitor, including voice, signals, etc., is considered illegal assistance. A member of the Jury may not discuss a ride with a competitor before the bell or after the final salute.

11. The execution of the tests is not timed, except for the Freestyle Test. The time shown on the Judges’ sheet is for information only.

12. The FEI has published “Directives for Assessing the Degree of Difficulty in a Freestyle Test” and “Directives for International Dressage Competitions for 5 and 6-year old horses”. These documents have information on the judging of Freestyle and Young Horse tests and both are available from the Federation upon request or on the Federation website.

13. For FEI Tests for 4, 5 and 6-year old horses, and the USEF test for 4-year old horses, the judges must sit together at “C”. Individual movements are not judged. The judges must fill out one Marking Sheet with general comments and marks at the end of the test. For Young Horse qualifying classes, competition management is encouraged to provide a microphone for the judges so that a short summary may be given to the audience after each ride. FEI guidelines for judging shall be followed. Tests must be ridden from memory.

DR123 Scoring, Classification and Prize-Giving.

1. After each performance and after each judge has given his Collective Marks which must be done with due consideration the judges’ sheets pass into the hands of the scorers. Scores and comments must be written in ink. Any corrected score must be initialed by the judge having made the correction. The marks are multiplied by the corresponding co-efficients where applicable and then totaled. Penalty points incurred for errors in the execution of the test are then deducted on each judge’s sheet.

2. The total score for the classification is obtained by adding the total points. With more than one judge, the sum total classifies. If there are two or more judges, the points awarded by each judge will be published separately in addition to the total score. Total final results must be published in marks as well as in percentages with numbers to three places after the decimal point. Scores must be posted on a public scoreboard as soon as possible after each ride.

The public scoreboard may be in either paper or electronic format. The name of each judge must be posted along with the position where he/she is sitting. When multiple judges officiate, scores must be posted in the following order: E, H, C, M, B. BOD 1/18/09 Effective 12/1/09

3. Individual Classification. In all competitions the winner is the competitor having the highest total points, the second placed competitor is the one with the next highest total points and so on. In case of equality of points the competitor with the highest marks received under General Impressions shall be declared the winner. When the scores for General Impressions are equal the horses must remain tied. Errors on a test may not be used to break ties. Final results for each class must be posted as soon as possible after the class is completed and all results must include total points and percentages with numbers to three places after the decimal point, eliminated horses, and the placing of each horse that receives an award. If a competitor withdraws (scratches) prior to a class or is excused, eliminated or a “no show” prior to or during the performance of a test, the words “scratched”, “excused”, “eliminated”, or “no show” or abbreviations of each, must appear after the competitor’s name in the result sheet.

The published final results may be in paper or electronic format and must remain posted throughout the entire competition. The name of each judge must be posted along with the position where he/she is sitting. When multiple judges officiate, scores must be posted in the following order: E, H, C, M, B. *BOD 1/18/09 Effective 12/1/09*

4. In a USEF/USDF Championship class, the horse must obtain 55% or better to be named Champion or Reserve Champion.
5. Video tape may not be used to dispute a judge's decision.
6. When the total of the scores for General Impressions is equal, ties in classes which involve prize money shall remain tied for the purpose of dividing prize money.
7. A judge is free to leave when all scores from his class(es) are totaled.
8. If a mathematical error on the scoresheet is discovered, it must be brought to the attention of competition management within 1 hour of the official posting of the scores from the last class of that competition day. Competition Management must announce said posting, and must make test sheets available to competitors immediately.
9. *After the awards for a class have been presented, the judge's score sheet should be given to the competitor. The score sheet must be handed directly to the competitor or his representative. Privacy must be maintained. EC 9/21/09 Effective 12/1/09*
10. Participation in prize-giving (awards) ceremonies by placed rider/horse combinations may be mandatory and failure to participate may result in loss of prizes and prize money at the discretion of Competition Management. Specific requirements and penalties for failure to participate in prize-giving ceremonies must be announced in the prize list. It is recommended that dress and saddlery for ceremonies be the same as in the competition, but that black or white leg bandages also be allowed. Rosettes should be placed on the horses' bridles prior to the ceremony. The judge at "C" should be invited to participate in the prize-giving. Competition Management is responsible for the safe conduct of ceremonies and must excuse any horse that threatens the safety of participants. At all times when horses are grouped together, riders and/or grooms are responsible for their actions. Carelessness or irresponsible behavior may result in possible penalties under Federation rules.
11. It is recommended that scorers may not be a competitor, or an owner, coach, trainer or family member of a competitor/horse in the class(es) in which they are scoring.

DR124 Elimination.

1. Horse and rider combinations shall be eliminated from the competition (for .a, .f and .i, below) or from the current or next class depending on which is closest to the time the incident occurred (for all others), under the following circumstances:
 - a. Misrepresentation of entry or inappropriate entry (GR907 and DR119);
 - b. Dress code violations at the discretion of the Ground Jury (DR120);
 - c. Use of illegal equipment (DR121);
 - d. Unauthorized assistance (DR122);
 - e. Three errors of the course and/or test (DR122);
 - f. Horse's tongue tied down (DR122);
 - g. Late entry into the arena (DR122);
 - h. All four feet of the horse leave the arena with or without rider (DR122);
 - i. Cruelty (GR839);
 - j. Marked lameness (DR122);
 - k. Resistance of longer than 20 seconds (DR122);
 - l. Concern for the safety of rider, other exhibitors or their entries (GR1034.11 and .12);
 - m. In FEI freestyle classes, performing movements which are not allowed (DR128);
 - n. Evidence of blood on a horse in the competition arena shall be cause for elimination from the class by the judge at "C". Evidence of blood on a horse outside the competition arena shall be cause for elimination by competition management, after consultation with the technical delegate, from either the last class in which the horse competed or next class in which it is scheduled to compete, depending on which is closest to the time the incident occurred. Environmental causes such as insect bites shall normally not be cause for elimination.
 - o. Failure to wear competitor number (DR121.11 and GR801.9);
 - p. Any situation where a direct rule violation can be cited. Where a violation cannot be cited, a competitor is not eliminated.
2. Only the officiating Jury may eliminate a competitor for a rule violation listed under DR120 or DR122, only from the test in question, and (except for late entry into the arena) only after

the competitor has entered the arena. Members of the Ground Jury have no authority to eliminate under any other circumstances, except during a test, for use of illegal equipment, not wearing a number, cruelty and abuse or leaving the arena without the judges' permission. Authority for rule enforcement outside the competition ring rests solely with the Show Committee (see General Rules, GR1217). Competition Management/Show Committee has the authority to eliminate for use of illegal equipment during a test that is discovered after the competitor has left the arena.

DR125 Competition Licensing and Officials.

1. Organizers of Dressage Competitions must comply with current Federation and USDF competition licensing requirements and must apply directly to the Federation for **both USDF competition recognition and USEF licensing.** *BOD 1/18/09 Effective 12/1/09*
2. Ground Jury. The invited judges compose the Ground Jury and must be selected from the current Roster of Recognized Dressage judges.
3. A Technical Delegate must be selected from the current Roster of Dressage Technical Delegates to officiate at all Dressage competitions and Regular and Local Competitions offering "open" Dressage Division classes (i.e., classes which are not limited to certain breeds) or classes above Third Level. (Exception: A Category 2 or Combined Category Steward may officiate through Fourth Level in the Andalusian, Arabian, Friesian and Morgan Divisions, only if classes are not part of an "open" Dressage Division). **A Registered Dressage Technical Delegate must officiate at Level 4 and Level 5 Dressage Competitions. A Recorded Dressage Technical Delegate may officiate as the assistant to the Registered Technical Delegate(s) at Level 4 and Level 5 Dressage Competitions, and may officiate alone at Levels 1-3 Dressage Competitions.** *EC 9/21/09 Effective 12/1/09*
4. For each competition day that a Dressage Competition schedules 300 or more rides (including Dressage and DSHB entries), the competition must have at least two Dressage Technical Delegates on duty. When only one competition ring is in session, only one Dressage Technical Delegate need be present on the grounds.
5. Dressage Competitions holding both a national competition and a CDI must have a separate Dressage Technical Delegate in addition to the FEI Chief Dressage Steward. However, the number of CDI rides is not counted in the number of rides requiring an additional Dressage Technical Delegate.

DR126 Requirements for Dressage Competition Management.

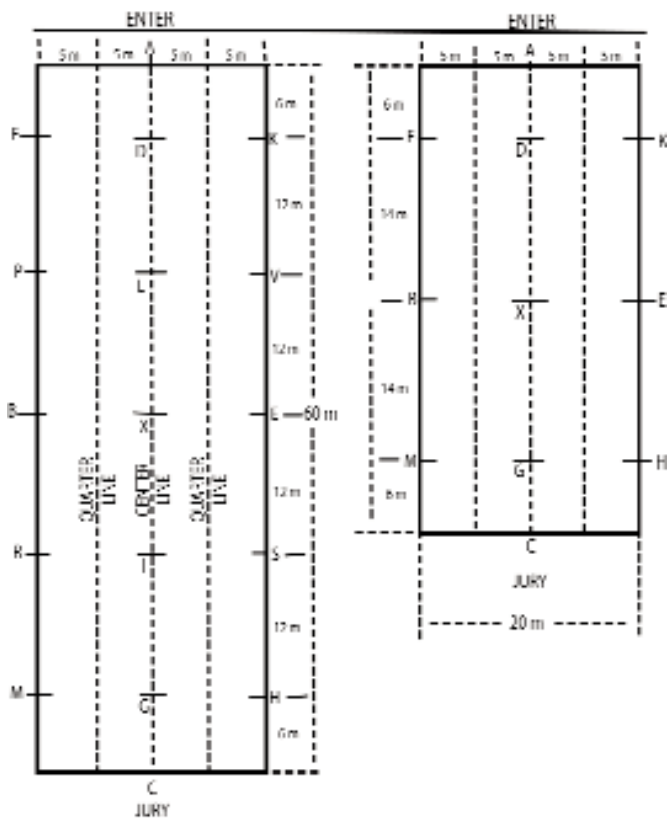
1. **The following requirements apply to all Levels 1-5 of Dressage Competitions, except where noted. Specific requirements for specific levels of competitions are listed under .2, below.** *EC 9/21/09 Effective 12/1/09*
 - a. **Competition Levels, Divisions and Classes.** *EC 9/21/09 Effective 12/1/09*
 - (1) **The competition Level and all classes must be listed in the prize list.** *BOD 7/28/09 Effective 12/1/09*
 - (2) **When permitted by the rules or special criteria, classes** may be divided into separate divisions or sections based on qualifications, age or other eligibility of horses or riders.
 - (3) Divisions or sections of a class are considered to be a separate "class" only if listed as such in the prize list. Divisions or sections of a class may be held in different rings and judged by different judges. When divisions or sections are held under different conditions (i.e, different ring or judges), separate awards must be given.
 - (4) Where more than 25 entries are accepted for a particular class the class must be divided into separate divisions for awards purposes. USEF/USDF championship classes and USEF High Performance Championships, qualifying and selection trials, and observation classes cannot be split.
 - (5) When entries warrant competitions are encouraged to split classes **into separate divisions, and to provide separate awards, for Open riders, Adult Amateurs and Junior/Young Riders. Horses may be ridden only once in any class, including separate divisions or sections of the same class. See DR119.1.**
 - b. **Competition Schedule.** *EC 9/21/09 Effective 12/1/09*
 - (1) A tentative class schedule must be included in the prize list.
 - (2) Organizers **must** prepare a time schedule including all rides. **If possible,** competitors should be notified of their riding times **prior to arrival at the competition.**

- (3) The time schedule **must** be posted in a conspicuous place by noon the day before the competition. Ride times may not be changed after noon the day before the start of the entire competition, except in compliance with GR830.5. (Effective 4/1/09) Competitions may reserve the right to fill a competitor's subsequent ride times if that competitor fails to notify the competition secretary of his/her intention to scratch (i.e. is a "no show").
- (4) Dressage classes must be run in their entirety and rides may only be scheduled out of sequence to allow a reasonable interval between two or more horses entered by the same rider in the same class. Also, when preparing a time schedule consideration must be given to riders entered in more than one class or riding more than one horse.
- (5) At least 50 minutes must be scheduled between start times for a rider's tests on different horses unless he/she has agreed, in writing, to a shorter interval between tests. Time intervals should be allowed between rides for judge's breaks and awards presentations.
- (6) If Grand Prix Freestyle and/or Grand Prix Special classes are offered at a competition, at least one Grand Prix class must be offered and scheduled prior to the Freestyle and the Special (i.e., only one Grand Prix is required to be offered and scheduled prior to the Freestyle and Special in a multi-day competition).
- (7) If a competitor cannot show due to a change in the day a competitor must ride, his entry fees must be refunded.
- c. Schooling and Lungeing. EC 9/21/09 Effective 12/1/09**
- (1) **One or more schooling areas** must be provided far enough away from the arena(s) so as not to disturb the competitors during their tests. **Schooling areas must** be of sufficient size for several competitors to prepare their horses at the same time.
- (2) If possible, **at least one** practice arena with perimeters and letters should be provided.
- (3) It is strongly recommended that a lungeing area be provided separate from and in addition to mounted **schooling** areas and that it be available throughout the competition.
- (4) **If a separate lungeing area is not provided, lungeing is not permitted at any time within the same area at the same time as mounted schooling. See Dressage Levels chart on USEF website for requirements for specific competition levels.**
- (5) Competitors will not be allowed in or around the arena while a class is in progress or inside the arena at other times except under the following conditions:
- Management must post and announce, in advance, designated times that competitors may school inside the arena(s);
 - Competitors should be permitted by management or the Ground Jury to enter the arena prior to their ride if arena conditions do not permit riding around the perimeter of the arena prior to entry. Such permission must be announced prior to the start of the class.
- (6) Competitions are not permitted to charge warm-up or schooling fees prior to or during a competition for horses entered in the competition.
- (7) When visually impaired or blind riders are to compete, it is recommended that a separate warm up area be provided.
- d. Judges and Technical Delegates. EC 9/21/09 Effective 12/1/09**
- (1) No judge shall be required to officiate longer than 8 hours in one day, unless the judge has agreed in writing, and cannot be required to be on the competition grounds longer than 10 hours.
- (2) Judges must be given at least a 45-minute lunch break and at least a 10 minute break every 2 hours.
- (3) Judges and technical delegates are not to be housed in private homes unless the judge or technical delegate has agreed to it prior to the competition.
- (4) Judges' comments, while judging, may not be audio-recorded without prior written permission of the judge(s), the specific competitor(s) and management.
- e. Scribes. EC 9/21/09 Effective 12/1/09**
- (1) Scribes should have a knowledge of the tests being ridden.
- (2) Scribes (including electronic scribes) **must** not be an owner, coach, trainer or family member of a competitor/horse in the class(es) in which they are scribing.

- (3) Scribe changes should not be made more than once per day for each judge.
- (4) It is strongly recommended that scribes and apprentice judges not compete before judges with whom they have worked at the same competition.
- (5) First-time scribes must not be assigned to foreign judges or judges for FEI level classes.
- (6) Scribes. Only one scribe to be provided for the judging panel for the FEI Dressage Tests for 4-year old, 5-year old and 6-year old horses and the USEF Dressage Test for 4-year old horses.

f. **Arena Specifications.** *EC 9/21/09 Effective 12/1/09*

- (1) The arena should be on as flat and as level ground as possible. It is recommended that the difference in elevation across the diagonal or along the length of the arena shall **not exceed** 0.50 meters. It is recommended that the difference in elevation along the short side of the arena shall **not exceed** 0.20 meters.
- (2) The Standard Arena is 60 meters long and 20 meters wide. The Small Arena is 40 meters long and 20 meters wide. Arena measurements are for the interior of the enclosure.
- (3) The enclosure itself **must** consist of a low fence about 0.3 meters high **and must be completely enclosed, except for the entrance at "A"**. *BOD 1/18/09 Effective 12/1/09*
- (4) The fence should be such to prevent the horse's hooves from becoming entangled and arena stakes, if used, must be covered with a ball or similar object so as to prevent injury. Rope, concrete or unbreakable chain fencing is not allowed.
- (5) The part of the fence at A should be easy to remove to let the competitors in and out of the arena in a suitable way. The part of the fence at A can remain open except at Federation/USDF Championship Competitions.
- (6) **Except for the letter "A"**, the letters outside the enclosure should be placed about 0.5 meters from the fence and clearly marked. So that the judges can note the exact point on the track opposite each letter, it is compulsory to place a marker on the fence itself, level with and in addition to the letter concerned. The letter A should be placed at least five meters away from the arena.
- (7) No publicity is permitted anywhere on the arena fence. It is permissible to decorate the letters with flowers or greenery to enhance the appearance of the arena.
- (8) It is recommended that arenas be separated from the public (**people, horses and other activities**) by a distance of not less than 15 meters, **with a minimum allowed distance at any point around the arena of 3 meters**. For indoor competitions, the **recommended minimum distance from the public is 3 meters, with a minimum allowed distance at any point around the arena of 1.5 meters**. For Level 1 and Level 2 competitions, where tall solid walls preclude public access or visibility, arenas are exempt from this requirement. Indoor and outdoor arenas must be separated by a minimum of 5 meters at Level 3-5 competitions and 2 meters at Level 1-2 competitions.
- (9) Where severe inclement weather threatens to disrupt participation in the competition due to concerns for footing or safety, Level 3-5 competitions are permitted to follow the same arena specifications as in #8, above.
- (10) Use of a modified arena is **permitted only for Level 1-2 competitions and only when** the dimensions of the arena to be used are clearly specified in the prize list. The arena **must not** be shortened more than five meters. However, **for all competition levels**, Qualifying, Championship, USEF High Performance Championships, qualifying and selection trials and observation trials and Freestyle classes must be held in an unmodified standard size arena
- (11) **Entry and exit must be at "A" for Level 4-5 competitions. For Level 1-3 competitions: If competitors enter and exit at any location other than "A", the arena fence must be completely closed for the duration of the ride.** *BOD 1/18/09 Effective 12/1/09*
- (12) If marked, the center line, throughout its length should be as clearly marked as possible, without being of a nature to frighten the horses.
- (13) **For all classes or tests where the arena size is optional or may be modified, the size must be stated in the prize list.**
- (14) **The following tests and classes must be held in a Standard Arena:**
 - (a) Federation First Level Dressage tests and above, FEI Dressage tests; and musical freestyles, except those tests written for a small arena.
 - (b) Federation/USDF Qualifying and Championship Classes at all levels



(15) At the discretion of competition management, all tests for Para Equestrians may be ridden in a Standard arena. (Exception: Grade I - III freestyle tests must be held in a small arena. Grade IV freestyle tests must be held in a standard arena.) The arena sizes to be used must be indicated in the prize list. For the USEF National Para-Equestrian Championships and Para-Equestrian Selection Trials, all tests for Grades I, II, and III must be ridden in a small arena and Grade IV must be ridden in a standard size arena.

g. Location of Judges. EC 9/21/09 Effective 12/1/09

(1) If there is only one judge he is preferably placed a maximum of five meters and minimum of three meters from the end of the arena and must be opposite the letter C. When two judges are used one is placed at C and the other at B or E, preferably a maximum of five meters and minimum of three meters opposite the letter. When three judges are used, one is placed at C, the second at B or E, and the third **must** be placed at the end of the arena on a line with the judge at C and 2.5 meters in from the edge of the long side of the arena at H or M (If the second judge is at B, the third should be at H and vice versa). If this is not possible, judges should be placed at the end of the arena, one at C, one 2.5 meters in from the long side of the arena at M and the other 2.5 meters from the long side of the arena at H.

(2) At indoor competitions, judges **must** be placed a minimum of 3 meters from the arena, **unless modifications are permitted by application to the Federation Dressage Committee.**

(3) **Except in Young Horse tests, a separate enclosure (booth, tent, trailer) or platform for indoor classes should must be provided for each judge.**

(4) Each judges booth or platform must be raised at least 0.5 meters (20 inches), for Freestyle Tests possibly a little higher, above the ground to give the Judge(s) a good view of the ring.

(5) The booth/hut/platform must be large enough to accommodate three people except that the booth at C must accommodate four people for Young Horse Championship classes.

(6) Judges' booths placed at E and B must be equipped with side windows.

(7) The jury for the FEI Dressage Tests for 4, 5, and 6-year-old horses and USEF Dressage Test for 4-year old horses, must be seated together at "C" and may comprise a maximum of three judges.

(8) Judge booths or platforms must be separated from other arenas by a minimum distance of 3 meters.

h. **Footing Maintenance.** *EC 9/21/09 Effective 12/1/09*

(1) Competition management must make every effort to provide the best possible footing in competition and schooling areas.

(2) Provisions should be made (by having on hand proper equipment and scheduling sufficient breaks in the schedule) to maintain throughout the competition the footing in all riding areas by dragging, watering and, if necessary, raking.

i. **Ring Stewards and supervision of schooling areas.** *EC 9/21/09 Effective 12/1/09*

(1) Management must appoint ring stewards to check saddlery and inspect bits and spurs, on both sides of the horse, in each class at the direction of the technical delegate and in accordance with DR121.9.

(2) When a competition operates two or more rings or warmup areas, the competition must have a sufficient number of stewards to adequately monitor all schooling and warmup areas, as well as competition rings.

(3) Schooling and warmup areas must be monitored by stewards starting at least 30 minutes before the first scheduled ride.

(4) Bit inspectors must use a new disposable protective glove for each horse. Gloves must be provided by competition management.

(5) When communicable disease is a concern, any deviations to established saddlery inspection protocol must be approved by the USEF Dressage Department prior to the competition.

(6) In USEF/USDF Championship classes, a steward must be appointed to check the saddlery and bits of each horse immediately after it has completed its test and has left the arena, and any discrepancy to the saddlery rules will entail immediate elimination. (See DR121.9)

j. **Miscellaneous.** *EC 9/21/09 Effective 12/1/09*

(1) Management must provide judges and technical delegates with copies of Federation Presidential Modification letters they have received, prior to the classes where those riders compete under those judges. Competitors will not be allowed to compete with modifications unless a copy of their Presidential Modification letter is provided to the competition secretary by the beginning of the competition.

(2) Background music, of a suitable composition and volume so as not to disturb the competitors and judges, may be played during all classes except when freestyle music is being played. Specific background music may not be requested or supplied by competitors for their rides except for freestyle tests.

(3) It is strongly recommended that organizers avoid running freestyle classes at the same time as non-freestyle classes that are held in close proximity.

(4) A separate number must be issued for each horse/rider combination. Horses or riders are required to display only one number and may not be penalized for displaying only one number. See GR318.9 and GR1214.11.

2. **Specific requirements for Dressage Competition Levels.** *EC 9/21/09 Effective 12/1/09*

a. **Categories and Criteria.**

(1) Dressage Competitions or Regular or Local Competitions with open dressage classes must be categorized into one of five levels based on classes offered and mandatory criteria for each level:

(a) **Level 5 - required for CDIs/CPEDIs, USEF High Performance Selection Trials (Intermediaire I-Grand Prix, ParaEquestrian) and USEF National Championships.**
EC 3/15/10 Effective immediately

- (b) Level 4 - required for USEF/USDF Regional Championships, High Performance qualifying competitions held separately from CDIs, and optional for other competitions that choose to meet the criteria.
- (c) Level 3 - required for USEF Developing Program qualifying competitions and optional for other competitions that choose to meet the criteria.
- (d) Level 2 - required for competitions that do not meet the criteria for Levels 3-5 or exceed Level 1 requirements.
- (e) Level 1 - required for USEF licensed competitions that do not meet the criteria for Levels 2-5. Level 1 is primarily intended as an introduction for new competitions wishing to hold a USEF licensed competition with fewer mandatory requirements.
- (2) Holding classes of a lower level is optional at competition Levels 3-5.
 - (a) Standards for all non-CDI/*CPEDI* classes at a Level 5 competition must be Level 3 or higher. *EC 3/15/10 Effective immediately*
 - (b) At a Level 4 competition, Level 4 standards are required for High Performance and Regional Championship classes; standards for all other classes must be at Level 3 or higher.
 - (c) At a Level 3 competition, Level 3 standards are required for USEF Developing program qualifying classes; standards for other classes must be at Level 2 or higher.
 - (d) At a Level 2 competition, standards for all classes must be at Level 2 or higher.
 - (e) At a Level 1 competition, standards for all classes must be at Level 1 or higher.
- (3) Specific criteria for each competition level is listed in the Dressage Levels chart posted on the USEF website.
- b. Management, Officials and Staff.
 - (1) The manager of a Level 3, Level 4 or Level 5 Dressage Competition must be eligible according to the criteria listed in DR126 and listed in the Dressage Levels chart posted on the USEF website.
 - (2) The secretary of a Level 3, Level 4 or Level 5 Dressage Competition must be eligible according to the criteria listed in DR126 and listed in the Dressage Levels chart posted on the USEF website. Specific duties of Dressage Competition Management are listed in the Dressage Levels chart posted on the USEF website.
 - (3) Specific requirements for staff and officials for Dressage Competitions are listed in the Dressage Levels chart posted on the USEF website.
- c. Facilities, Equipment, Services and Amenities.
 - (1) Additional requirements for Dressage Competitions regarding facilities, services and amenities are listed in the Dressage Levels chart posted on the USEF website.

SPECIAL COMPETITIONS.

DR127 USEF/USDF Qualifying and Championship Classes and Federation National Championships for Dressage.

1. The Federation recognizes special competitions for Dressage Championships. Competitions licensed by the Federation in the Competition category of "Dressage Competition" and who wish to hold qualifying classes for one or more of these Championships should request information from the International Disciplines Department at the Federation or from USDF. Dressage Competitions offering these classes shall make a complete report to the Federation and to USDF in order that membership and horse recordings can be checked. Complete results must be submitted to the Federation and USDF in compliance with GR1214, including names, addresses, individual membership numbers and horse recording numbers of all class entries and the number of all ribbon winners.
2. Unless specified otherwise in published selection procedures, all qualifying competitions for USEF/USDF Championships are open only to horses that have been recorded with the Federation, ridden by Junior Active, Senior Active, or Life Members. Annual or lifetime Horse Recording is required and horses with only HID numbers are not eligible. Horse owners must also be Junior Active, Senior Active or Life Members. Responsibility to record their horse(s) with and become members of the Federation rests entirely with the competitors. Qualifications will not count until the applications and fees for the horse's recording and rider's and owner's Junior Active, Senior Active, or Life Membership are received by the Federation, unless submitted according to the provisions of GR201.7 and GR1309.1. Horses must be entered in qualifying and championship classes under their official recorded names and ownership as

specified in GR1102.4, and transfers of ownership or lease registrations must be completed in compliance with GR1105 and GR1108 prior to the competition in order for the horse to compete under the name of the new owner or lessee. It is further provided that for qualifications to count with respect to any competition, such materials and fees must be received by the Federation office on or before the first recognized day of such competition, unless submitted according to the provisions of GR201.7 and GR1309.1. Qualifications are not retroactive. Competition secretaries of Federation Dressage Competitions are responsible to the Federation to ensure that horses in qualifying and championship classes are recorded in compliance with GR1102 and riders and owners are current members of the Federation and meet other requirements as set forth in the description of the Championship Classes, including that USDF membership and horse registration requirements are current. Copies of documents submitted by competitors to verify Federation and USDF membership and horse recording must be available to the Technical Delegate in the competition office. Information on USDF membership and horse registration requirements is available through the USDF office. Affidavits will not be accepted for Federation or USDF membership or horse recording verification purposes for entry in Championship classes.

3. Competition Managers of Federation Dressage Competitions which hold USEF/USDF Qualifying and/or Championship classes are responsible to the Federation for knowing and complying with all Federation rules and USDF guidelines regarding qualifying and/or championship classes. Technical Delegates for these competitions must investigate incidents of non-compliance and report violations to the Federation.

4. Qualifying classes may be offered at Level 1 through Level 5 Dressage Competitions. Qualifying classes may not be offered in breed-restricted classes. Qualifying classes may be offered at Training through Grand Prix levels, including USDF and FEI Freestyles, and must be the highest or single test of the level or included in a USDF-approved list of classes. Eligible competitors must be given the option to enter the class as "USDF qualifying" for a maximum additional fee of \$10, which must be paid prior to the start of the class. Only one ride can be required and a maximum of one entry fee charged for the class in addition to the \$10 USDF qualifying fee. Horse/rider combinations may enter only one test, and one Freestyle, at each level per day as "USDF qualifying". Championships must be offered according to USDF Championship specifications. Each USEF/USDF Qualifying and/or Championship classes must be designated as such in the prize list and in the competition results. During each USEF/USDF Regional Championship, only one class per division and/or level may be held to determine USEF/USDF Regional Champions. Yearly specifications for USEF/USDF Qualifying classes and Championships will be published by USDF and the Federation and may be requested from USDF. If a rider intends to enter an Adult Amateur Championship, he/she must be an Adult Amateur by Federation definition and must provide proof to USDF and to competition management (see GR106 and GR1306). *EC 9/21/09 Effective 12/1/09*

5. In the fall of the year, Championships will take place at designated USEF/USDF competitions. A horse may not be entered in more than one USEF/USDF Regional Championship at particular levels in the same calendar year. Having won a USEF/USDF Regional Championship, a horse/rider combination may no longer compete in USEF/USDF Regional Championship competition in that division, at that or a lower level (Grand Prix Level excepted), if they received the minimum qualifying score or higher for that division and level in the championship test.

6. At no time during a USEF/USDF Championship competition may any horse entered in that Championship competition be ridden by anyone other than the rider entered in the Championship competition on that horse (Exception: grooms riding on loose rein). Further, any horse entered in a Championship competition, even if entered at two levels, must be ridden by the same rider throughout the competition.

7. All horses competing in Regional Championships classes must remain on the competition grounds from the time of entry to the grounds and for the duration of their Regional Championships classes. If required to remain overnight, horses must be stabled on the competition grounds.

8. The rider/horse combination qualifies for the Championship competition. If a new rider wishes to compete with the horse at the Championships, he or she must requalify.

9. In the event of a tie (equality of total points) for Champion and/or Reserve Champion in USEF/USDF Championships classes, the collective marks will determine first, second and/or third places (i.e. when a tie for first place is broken by collective marks, tied competitors will

receive first and second places, etc.) If collective marks are equal the tie will remain unbroken (i.e., two first places will be awarded, next third place, etc.) Ties (equality of total points) after second place will be broken by collective marks. Ties (equality of total points and collective marks) occurring in 3rd-8th place will remain unbroken. In the case of a tie (equality of total points and collective marks) for Champion, prize money designated for Champion and Reserve Champion will be combined and divided equally between the competitors.

10. Specifications for Qualifying and Championship Classes. Specifications for Qualifying and Championship classes are published on the Federation and USDF websites and may be requested from USDF.

11. The Selection Criteria, Host Site Application and Championship Specifications for the National Championships for Dressage are available from the Federation International Disciplines Department.

12. Unless otherwise indicated, all Federation rules for USEF/USDF Qualifying and Championship classes will also apply to the National Championships for Dressage.

13. The selection of judges and technical delegates for the National Championships for Dressage is a responsibility of the Federation, after consultation with the Championships Organizing Committee.

14. USEF/USDF Regional Championships will be licensed/recognized according to the following map of USDF regions.



DR128 Musical Free Style Ride.

1. Scoresheets for FEI level Freestyles may be obtained from the Federation office or from the FEI web site. Scoresheets for Federation level Freestyles may be obtained from the USDF office. Freestyles at First Level and above may be offered at Federation licensed Dressage Competitions. Current FEI and USDF scoresheets must be used and any changes will come into effect at the time of their release, and those changes will supercede the previous scoresheets. Except for 7.a, 7.d, and 7.f below, the following rules apply to both Federation and FEI level Freestyles. The FEI has published "Directives for Assessing the Degree of Difficulty in a Freestyle Test" which has information on the judging of Freestyle tests and is available on the Federation website. Additional information on the execution and judging of Federation level Freestyles is listed on the USDF scoresheets.

2. For time allowed, see individual score sheets. At the beginning and end of a Freestyle Test a halt with a salute is compulsory. Time begins when the horse moves forward after the competitor's halt and ends with the final halt and salute.

3. Equipment and attire must be dignified and conform to the requirements set forth for the corresponding Federation or FEI level. Under penalty of elimination, a rider's hat may not be intentionally removed, except for the halt at the first and final salute.

4. Riders are not required to submit a written copy of the ride. Furthermore, since the ride is judged as a whole no errors can accrue.

5. The highest score shall be declared the winner of the class. In the case of a tie, the higher artistic score shall determine the winner.

6. Music
- Music is mandatory. It is the responsibility of the competitor to select the appropriate music for the ride and present to competition management a cassette tape or compact disc (CD) recording to be given to the announcer at least two (2) hours prior to the start of the class.
 - The rider may request a sound check of his tape in advance of the class at a time agreeable to competition management.
 - Each rider will be permitted one representative in the sound system booth to supervise the handling of the tape if so desired by the competitor.
 - In case of rider's music failing during a Freestyle Test and in cases where there is no backup system, the rider can, with permission of the judge at "C", leave the arena. There should be minimum interference with the starting times of the other riders and the affected rider should return to complete or restart his/her test during a scheduled break in the competition or at the end of the competition. The rider may decide whether to restart the test from the beginning or to commence from the point where the music failed. Judging must restart at the point of interruption. In any case, the marks already given will not be changed.
 - Under penalty of elimination, a rider must enter the arena within 20 seconds of the music starting. Exception: For USEF High Performance qualifying and selection trials, and observation classes, see DR122.5. The music must cease at the final salute.
7. Movements
- In FEI Level Freestyles*, the competitor must include all gaits and movements required on the FEI score sheet at the level shown. Current FEI rules apply. Failure to include required movements will result in a zero (0) score on the appropriate line.
BOD 1/17/10 Effective immediately
 - Any movements included in tests at or below the level declared may be included in Freestyle rides but those not specified as compulsory movements on the score sheet will be scored only as they enhance or detract from the Artistic Impression.
 - Riders should note that it is compulsory to come into and out of the canter pirouette in canter in a straight line for the technical mark to be given. Walking into and out of the canter pirouette or pirouettes performed from lateral movements will be considered only in the artistic marks.
 - In FEI Level Freestyles*, movements intentionally performed above the level declared shall be penalized by elimination, preferably immediately. Exceptions for FEI Para-Equestrian Freestyles performing movements above the level are noted on the FEI Para-Equestrian tests. A rider showing more than one half-pirouette (i.e., more than 180 degrees) in one continuous movement in the Young Rider Freestyle Test or a rider showing more than one full pirouette (i.e., more than 360 degrees) in one continuous movement in the Intermediate I Freestyle Test, will receive "0" (zero) for the whole movement and the scores for choreography as well as the degree of difficulty cannot be higher than "5". See DR124.1m. *BOD 1/17/10 Effective immediately*
 - Once a movement has been included in the tests of the Freestyle level declared or those below, it can be shown at any location in the arena (for instance, pirouettes on the center line in Intermediate I) or at sharper angles (half-pass) or in greater numbers (tempi changes) to enhance the degree of difficulty.
 - Grand Prix Freestyle Tests. Besides all the Grand Prix level movements, double pirouettes, pirouettes in piaffe and half pass in passage are allowed. A rider showing more than a double pirouette (i.e., two pirouettes of more than 360 degrees each) in one continuous movement, will receive a "0" (zero) for the whole movement and the scores for choreography as well as the degree of difficulty cannot be higher than "5". A rider showing other non-permitted movements *in FEI Level Freestyles* must be disqualified. One Piaffe has to be shown straight (minimum 10 steps). If the Piaffe is only shown as a Pirouette, a minimum of 10 steps is to be shown before or after turning. Passage shown in Half Pass is not considered as the compulsory passage. Scores and credit for transitions will only be given for the sequence "passage, piaffe, passage". Airs above the ground and Canter "Terre a Terre" are not allowed. Flying changes must be shown in at least 5 consecutive changes every second stride and minimum nine changes at every stride.
BOD 1/17/10 Effective immediately

- g. Mistakes, such as in tempi changes, should not be penalized as exceeding the degree of difficulty of the level shown but only as they affect the technical marks.
8. When two or three judges officiate in a class, they may be located either on the short end of the arena (i.e. H/C, C/M, or H/C/M) or one may sit on the long side (i.e. C/B, E/C, H/C/B or E/C/M).
9. Except for USEF/USDF Championship classes and for FEI Pony Riders, FEI Junior, FEI Young Rider and FEI Para-Equestrian Freestyles, in order to enter a freestyle class at any level, a horse/rider combination must have received a minimum score of 60% in the highest test of the declared freestyle level or any test of a higher level at a Federation Licensed Competition held prior to the competition where the horse/rider combination is entered to ride a freestyle class. A photocopy of the test verifying eligibility must be submitted with the entry for a freestyle class.
10. If Grand Prix Freestyle class is offered at a competition, at least one Grand Prix class must be offered and scheduled prior to the Freestyle (DR126.3). Additional competition management requirements for freestyle classes are listed in DR126.6.a, DR126.6.d, DR126.7 and DR126.12.
11. All judges of a freestyle test at any level must judge both artistic and technical parts of the test.

DR129 Quadrille and Pas de Deux.

Refer to USDF Quadrille and Pas de Deux and Guidelines for specific information regarding attire, saddlery, equipment and judging specifications for compulsory quadrille tests, freestyle quadrilles, special costume freestyle quadrilles and Pas de Deux. Current USDF rules must be followed. Horses in Quadrille and Pas de Deux classes are exempt from the "two consecutive level" requirement and may compete at any dressage level for which they are otherwise eligible during the same competition. However, for Pas de Deux classes, the level entered may not be more than one level below the highest level at which the lower-level horse of the pair is competing at the same competition.

DR130 Dressage Derby.

This is a contest in which the riders may expect to change horses. It is conducted in two parts: 1) all riders ride a special test (usually short five minutes); 2) the four highest-scoring riders bring their horses to a special area and prepare to ride the test on each of the other three horses. An order-of-go is established and posted. The rider may not mount the horse he is assigned before entering a practice area (either in front of the judge or in an adjacent supervised area). Each rider will be given the same amount of time to familiarize himself with his mount before beginning the special test. Scores will be posted for each rider on each horse including his own. The winning rider will be the rider with the highest total score (four rides). There may also be an award to the winning horse, the one with the highest total for the four rides in which it appeared.

DR131 Suitable to Become a Dressage Horse.

Open to horses that have not competed in any test above the First Level that are under seven years of age. To be shown at a walk, trot and canter both ways of the ring. To be judged on the horse's potential to become a Dressage mount. Horses are placed and no actual scores are awarded.

DR132 Dressage Seat Equitation.

1. Dressage Seat Equitation classes. May be offered for Juniors, Young Riders, Adult Amateurs and/or Open riders according to the following specifications:
 - a. Medium walk, working trot and canter both ways of the ring must be performed. The rider's position, seat and specifically the correct use and effect of the aids required by the Training and First Level Dressage tests are to be judged as outlined in DR117.1.
 - b. The movements shall be performed by the exhibitors simultaneously; however, the judge may ask for independent tests as listed below in DR132.2.i(4)-2.i(5).
 - c. No change of horses shall be required.
 - d. Whips and spurs are allowed. Horses shall be shown in plain snaffle.
 - e. The size of a group shall be limited to no more than 25 riders. Groups may be divided into smaller sections, at the discretion of the judges, for safety and convenience. Judges may limit the number of horses required to canter at the same time, at their discretion.
 - f. Only the rider is judged, however, lameness of horses will be penalized per DR122.6.

- g. Prizes are awarded to the rider, not the horse owner.
 - h. Back numbers must be provided to Equitation riders and they must be positioned to be clearly visible at all times.
 - i. Judges are required to give a final percentage score only for the riders placing in the class, plus two reserves, except when two or more judges officiate separately. When judges officiate separately, final percentage scores from each judge must be given to all riders competing in the class.
 - j. USEF Dressage Seat Equitation scoresheets must be used.
 - k. Juniors may not ride stallions in Dressage Seat Equitation classes.
 - l. Classes should be held in an enclosed ring that is larger than a standard dressage arena, if available. If such a space is not available, an open schooling area is permitted. If classes must be held in a dressage arena, it must be at least 20m x 60m, and no more than 6 horses shall be asked to canter at the same time.
 - m. Judges are encouraged to provide verbal comments to riders after the class, but scoresheets must not be posted.
2. USEF Dressage Seat Medal Program
- a. The purpose of the program is to promote and reward correct seat, position and use of aids in dressage for Junior riders.
 - b. USEF Dressage Seat Medal Semi-Final Classes will be offered for Juniors in each of the nine Federation/USDF Regional Championships. One Semi-Finals class will be offered for Juniors ages thirteen and under and a second Semi-Finals class will be offered for Juniors ages fourteen through eighteen. A Regional Champion and Regional Reserve Champion will be named from each Semi-Finals class in each USDF region.
 - c. The top two riders in each Semi-Finals class will qualify to advance to the annual Federation Dressage Seat Medal Finals, which will be held in conjunction with the Federation Junior Dressage Team Championship or other designated competition. In case one of the top two riders in either Semi-Finals class does not compete in the Finals, the third placed rider in the respective class will be allowed to compete. Two finals classes will be held; one for Juniors age thirteen and under, and the other for Juniors age fourteen through eighteen. A National Champion and National Reserve Champion will be named from each Finals class.
 - d. Juniors who are named Regional Champions and Reserve Champions at age 13 or 18 will be eligible for the next year's final in the respective age group in which they qualified.
 - e. Federation Dressage Seat Medal Semi-Finals and Finals classes must be held on a weekend.
 - f. Qualification.
 - (1) Prior to 2011, riders must have qualified to compete in the Semi-Finals according to the criteria approved by the Federation Executive Committee. For 2011 and thereafter, riders may also qualify for the Semi-Finals through a Federation Dressage Seat Medal qualifying class held at any Federation/USDF recognized competition, by winning first or second place in a qualifying class with a score of 70% or higher. The qualifying year for each Semi-Finals will remain the same as the USEF/USDF Regional Championship qualifying season in each region. The criteria listed below in 2.f.(2)-2.f(4) apply under both qualifying methods.
 - (2) Rider: Must meet the current Federation definition of Junior, for purposes of competition in the Dressage Division, i.e., a rider is eligible until the end of the calendar year in which he/she reaches the age of 18. (DR119.3) will be eligible to compete in a USEF Dressage Seat Medal Semi-Final class in the appropriate age group. A rider is eligible for the 13 and under Semi-Final class until the end of the calendar year in which he/she reaches the age of 13. A rider is eligible for the 14 through 18 Semi-Final class from the beginning of the calendar year in which he/she reaches 14 until the end of the calendar year in which he/she reaches the age of 18.
 - (3) Horse: There are no special qualification, ownership, or registration requirements for horses or ponies that compete in USEF Dressage Seat Medal Semi-Finals or Finals classes, other than the standard USEF and USDF requirements to enter a competition. An eligible rider may compete on any horse or pony of any level in Semi-Finals and Finals. (Exception: In order to compete in a USEF Dressage Seat Medal Semi-Final, a rider with any horse must have qualified at any level to compete in a

USEF/USDF Regional Dressage Championships. Horses competing in Semi-Finals and Finals classes must have either a USEF HID or be USEF Recorded.) The same horse or pony is not required for the Semi-Finals and the Finals. Substitution of horse or pony is permitted at any time before the start of a Semi-Finals or Finals class, as long as the appropriate change is made through the competition secretary to the entry records.

(4) Horses and ponies may be ridden by only one rider in each division, but may compete in both divisions.

g. Championship Rules.

(1) A rider may compete in only one Semi-Finals class at one Regional Championships competition.

(2) Borrowed horses are permitted in both Semi-Finals and Finals classes.

(3) Two Federation Registered (R) or Senior (S) judges will officiate together in each Semi-Finals class, using the same scribes and the same class score sheets. They must consult prior to arriving at scores. Three Federation Registered (R) or Senior (S) judges will officiate together, as above, in each Finals class. Finals class judges must be approved by the Federation Dressage Committee.

(4) USEF Dressage Seat Medal class score sheets must be used. The final score for each rider must be posted at the conclusion of the class.

(5) Rider scores and placing will be determined by averaging the total scores from each judge. Tied scores in a USEF Dressage Seat Medal Final class will be broken by requiring riders to perform an additional independent test, which will be scored by all judges together. The higher score on the additional independent test will receive the higher placing. In a USEF Dressage Seat Medal Semi-Final class, judges shall consult to break ties.

(6) Dressage Division rules will apply, in particular:

a. Saddlery, Equipment and Dress as required for First Level, except as specified in .h below.

b. Unauthorized Assistance as defined in DR122.10 is prohibited.

c. Use of voice will be penalized.

d. Horses may be disqualified for lameness, as defined in DR122.6.

e. Elimination, as defined in DR124.1, except for .e, .h and .m.

h. Saddlery, Equipment and Dress.

(1) Horses of all levels (both age divisions) must be ridden in a plain snaffle as pictured in DR121 Figure 1A. Whips and spurs are permitted in both Semi-Finals and Finals classes, and all riders must wear a short jacket as described in DR120. Protective headgear, as described in GR801, is required for participation in both Semi-Finals and Finals classes, however, the Federation, Show Committee and Licensed Officials are not responsible for inspecting headgear worn for such compliance. All other dress, saddlery and equipment rules for First Level horses and riders in competition and warm-up must conform to DR120 and DR121, except that horses also showing in dressage classes at Fourth Level and above may warm up for those classes in a simple double bridle.

i. Class Specifications.

(1) The rider's position, seat and use and effect of the aids will be judged as described in DR117.

(2) Movements shall be performed by the exhibitors simultaneously; however, the judges may ask for independent execution of certain tests. All instructions must be publicly announced.

(3) Riders must be judged at the medium walk, working trot (sitting and rising), and working canter in both directions.

(4) In judging the position, seat and use of aids, judges may include the following movements and exercises as required at Training and First Level:

May be ridden as a group:

a. Free walk

b. Transitions from one gait to the next in both directions

c. Transitions from walk to halt and vice versa

d. Change of direction across the diagonal, down the centerline, across the arena, and/or by making a half-circle at the walk or trot

(5) Additional tests from which judges may choose movements and exercises, as required at Training and First Level, to be ridden in small groups or independently:

- a. Transitions
- b. Leg yield
- c. Changes of lead through trot
- d. Serpentine at the trot
- e. Shallow loop serpentine with counter canter
- f. Trot lengthening and/or canter lengthening
- g. Riding without stirrups

(6) In Semi-Finals classes, it is not required that all riders in a class perform independent tests. The judges may, at their discretion, choose to require independent tests, and they may select any number of riders in the class to perform one or more independent tests. However, independent tests must be required of each rider in Federation DSM Finals classes.

(7) No change of horses shall be required in Semi-Finals or Finals competition.

(8) The number of horses required to work at the same time shall be limited to no more than 25. Groups may be divided into smaller sections, at the discretion of the judges, for safety and convenience. Judges may also limit the number of horses required to canter at the same time, at their discretion.

j. Competition Ring.

(1) USEF Dressage Seat Medal classes may be held in an enclosed ring that is larger than a standard dressage arena, if available. If such a space is not available, an open schooling area is permitted. If classes must be held in a dressage arena, it must be at least 20m x 60m, and no more than 6 horses shall be asked to canter at the same time.

DR133 Materiale Class.

1. Dressage Competitions may offer Materiale classes in the following categories: Three-year old Fillies, Three-year old Colts and Geldings, Four and Five-year old Mares, and Four and Five-year old Stallions and Geldings. Classes for fillies and mares may not be combined with classes for colts, geldings or stallions.

2. Horses will be evaluated according to the criteria listed on the "USDF Materiale Class Scoresheet," and classes must be conducted according to the USDF "Procedures to Host USDF Materiale Classes".

3. When Materiale classes are held at a Dressage Competition that offers only Dressage classes, or both Dressage and Dressage Sport Horse Breeding classes, they may be judged by any classification of Dressage judge.

DR134 Pony Measurement.

1. Any animals not over 148 centimeters without shoes, or 149 centimeters with shoes are classified as ponies. All other animals are classified as horses.

2. A copy of the Federation Standard or Temporary Measurement Certificate must be submitted with the entry for each pony possessing a Measurement Certificate and competing in Dressage or Dressage Sport Horse Breeding classes *or tests* limited to ponies. If a pony, *age three or over*, is not in possession of a fully and correctly completed Measurement Certificate, the Competition Management *must* order the pony to be measured by an eligible Dressage Technical Delegate who is certified by USEF to conduct Dressage pony measurements, and the Competition Veterinarian and/or a Judge, pursuant to GR505, GR506, and GR508. Effective December 1, 2009, Competition Management must require measurement by a USEF-certified Dressage Technical Delegate and the Competition Veterinarian if a current, valid Measurement Certificate is not submitted prior to the competition. Failure to allow the pony to be measured will result in the pony being disqualified at that competition. The measurement must be reported to Competition Management, which must then disqualify the pony from the competition if it is over height. *BOD 1/17/10 Effective immediately*

3. A Federation Approved Measuring Stick with a metric scale must be used.

4. Measurements must take place at a Licensed Competition in which the animal is entered to compete.

5. Measurements or re-measurements conducted for the purpose of competing in Dressage or Dressage Sport Horse Breeding classes or tests must be recorded on the Federation "Combined Driving and Dressage Pony Measurement Form," according to GR505, GR506, and

GR508, and the requirements on the form. Measurements must be taken and recorded in centimeters. A completed copy of the measurement form will be given to the owner or trainer at the time of measurement, except for "competition only" measurements.

6. The measurement specifications will be recorded by the Federation on a Certificate of Measurement. A copy of this Certificate will be sent to the owner of record.

7. Measurement may be required yearly *from age three* until the pony has reached the age of eight years. Animals three through seven years old will be issued an annual Temporary Certificate of Measurement. Animals eight years and older will be issued Standard Certificates of Measurement which will not need to be renewed. The provisions of GR502.7 will apply. *BOD 1/17/10 Effective immediately*

8. If the Ground Jury questions the height of a pony, the pony must be measured if not in possession of a valid Measurement Certificate. If the pony is in possession of a fully and correctly completed Measurement Certificate, the Ground Jury may request, through the Federation, that the pony be remeasured by a licensed Dressage Technical Delegate and a Veterinarian who are approved by the Federation, pursuant to GR505, GR506, and GR508. Remeasurement must be made within 30 days of the request. *The owner of a pony with a Standard and valid Measurement Certificate may also request re-measurement, through the Federation, under the provisions of this rule. BOD 1/17/10 Effective immediately*

9. Animals submitted for measurement or remeasurement must show no evidence of lameness, and must be jogged for soundness prior to the measurement. Animals showing evidence of lameness are not eligible for measurement or re-measurement.

10. Prior to presenting the pony for measurement, it is the responsibility of the owner, and in his/her interest, to ensure that the pony is handled properly, accustomed to the application of a measuring stick, and correctly prepared for measurement.

11. The animal may be presented for measurement with or without shoes regardless of how it is shown and it must be presented in a halter.

12. Refer to Chapter GR5, Subchapter 5-B for membership and measurement form requirements. Measurement appeals must be conducted in accordance with GR514 and GR515.

13. Measurements are conducted solely for the purposes of Federation licensed competitions. The Federation, its licensed competitions and its licensed officials shall have no liability whatsoever for measurement errors, except as specified in GR1032.

14. All licensed competitions holding Dressage or Dressage Sport Horse Breeding classes or tests limited to ponies are responsible for providing a Federation Approved Measurement Stick, with a metric scale, and a suitable surface for measurements. A suitable surface is defined as a flat, level, hard surface, preferably a concrete slab or paved area. A sheet of plywood is not suitable. In addition, these competitions must contract a Dressage Technical Delegate to officiate the competition who is certified by USEF to conduct Dressage pony measurements.

15. Effective January 1, 2009, all Recorded (r) Dressage Technical Delegates must have attended a Federation Dressage Technical Delegate clinic, or a USDF Dressage Technical Delegate Apprentice program where training on pony measurement procedures is provided.

16. Effective December 1, 2009, only a USEF-certified Dressage Technical Delegate and the Competition Veterinarian are eligible to conduct Dressage/DSHB pony measurements.

BOD 1/17/10 Effective immediately

17. *In order to maintain his/her license, a Registered (R) Dressage Technical Delegate must have attended a Federation Dressage/DSHB Pony Measurement Certification clinic where certification testing to measure ponies for dressage or DSHB is conducted.* Recorded (r) Dressage Technical Delegates must attend a Federation Dressage/DSHB Pony Measurement Certification clinic prior to January 1, 2011 where certification testing to measure ponies for dressage or DSHB is conducted. *Refer to GR1051 for additional measurement certification requirements. EC 9/21/09 Effective 12/1/09*

18. For informational purposes only: 148 cm is approximately 14 hands 2 1/4 inches and 149 cm is approximately 14 hands 2 3/5 inches.

SUBCHAPTER DR-2 DRESSAGE SPORT HORSE BREEDING.

DR201 Purpose.

To encourage the breeding of horses suitable for dressage and to provide an opportunity to demonstrate the effectiveness of breeding programs.

DR202 General Regulations.

1. A competition with a Federation Licensed Dressage Sport Horse Breeding division must have a Federation licensed Dressage Sport Horse breeding judge and a Federation licensed dressage technical delegate. Guest Cards to judge DSHB classes are granted only to currently licensed foreign FEI Dressage Judges and foreign breeding experts. (See GR1011.)
2. A breeding division for dressage may be held separately or in conjunction with any Licensed Competition. **Dressage Sport Breeding (DSHB) classes can be held with any level of Dressage Competition. Competitions offering only DSHB classes can choose Level 1 or Level 2 criteria. EC 9/21/09 Effective 12/1/09**
3. Classes shall be open to any horse and/or pony without regard to size, breed or origin. Classes for ponies or specific breeds may also be included and must be clearly specified in the prize list.
4. Horses' quality shall be evaluated as to potential for dressage/sport horses or breeding stock.
5. Current USDF Dressage Sport Horse Breeding Scoresheets are required for the classes listed in DR204, including Individual Breed Classes and classes for Amateur and Jr/YR Handlers, except that scoresheets are not required for "Suitable to Become a Dressage Horse" classes.
6. The competition manager or secretary may not serve as judge or compete as rider, handler or assistant handler in his/her own competition. However, he or she may show Hors de Concours if he or she designates an assistant in charge while he or she is showing. This does not absolve the manager's or secretary's duties and responsibilities. The competition manager or secretary may own horses that compete in his/her own competition.
7. When Dressage Sport Horse Breeding, Dressage or other classes or divisions are recognized by the Federation under the same competition number, duplicate Federation fees (drug, non-member, affidavit, etc.) may not be charged to exhibitors, regardless of whether different competition secretaries officiate in these classes or divisions. See GR407 and GR1213.6.
8. All DSHB classes must be conducted under Federation rules, and are Federation recognized classes as specified in GR305.
9. **The requirements of DR126.1d and DR123.9 apply to DSHB divisions and classes. BOD 1/17/10 Effective immediately**
10. Riders in any Under Saddle (including Suitability) or Materiale class are permitted to ride only one horse per class, including classes divided for judging purposes per DR209.3.

DR203 Definitions.

1. Stallion—For the purposes of this division only, an ungelded male horse, four years old or older.
2. Broodmare—A female horse, four years old or older which is in foal, or is currently nursing.
3. Yeld mare—A female horse, four years old or older, which has never been bred (maiden), or which is not currently bred or nursing.
4. Maiden mare—A female horse, four years old or older, which has never been bred.
5. Filly—A female horse, three years old or younger.
6. Colt—An ungelded male horse, three years old or younger.
7. Gelding—A gelded male horse of any age. Geldings are not eligible to compete in Dressage Breeding Stock In Hand classes. Geldings four years old and older are eligible to compete only in Group, Materiale, Dressage Suitability and Individual Breed classes. Other in-hand classes for mature geldings are not permitted.
8. Young Horse—For purposes of Dressage Sport Horse Breeding only, a filly, colt or gelding three years old or under.
9. Mature Horse—A mare, stallion or gelding four years old or older.
10. Dressage Sport Horse Prospect - A category of in-hand classes that can be held for Young Horses (fillies, colts, and gelding up to three years of age).
11. Dressage Breeding Stock—A category of in-hand classes that can be held only for Mature Horses (mares and stallions four years old and older).
12. Breeder—The owner or lessee of the mare at the time of foaling.

13. Age—For competition purposes, any horse is considered to be one year old on the first day of January following the actual date of foaling. In order to compete in any under saddle or materiale class, a horse must be at least 36 months of age at the time of competition.

14. Handler—Any person who holds, walks or trots a horse while it is being judged in the competition area or ring for any In-Hand, Group or Championship class, except as noted below.

15. Assistant Handler—Any person, other than the Handler, who holds or walks a horse in the competition area or ring during a class, whether or not it is being judged. An Assistant Handler is permitted only for call-backs after In-Hand or Group classes, for Championships and for handling non-competing mares or foals which accompany another entry in the competition ring. Assistant Handlers may not show a horse at the trot (except for horses not being judged but accompanying a mare or foal that is being judged), and if not Federation members, are exempted from the Federation non-member fee, but are otherwise subject to all rules regarding Handlers.

16. For competition purposes, a mare's breeding status on January 1 will remain the same until December 31 of the same calendar year (i.e., a mare that is in foal or nursing will remain a broodmare for competition purposes after her foal is weaned, regardless of her actual breeding status, until December 31 of the same year. If she is not in foal on January 1 of the next calendar year, she will remain a Yeld mare, for competition purposes, throughout the next calendar year even if she is successfully re-bred during that year). Exception: During the calendar year in which an embryo-transfer recipient mare is due to foal, the embryo-transfer donor mare must compete according to her breeding status the *prior year*.

BOD 1/17/10 Effective immediately

DR204 Classes.

1. Dressage Sport Horse Prospect In Hand classes may be held for Young Horses: fillies, colts, and geldings in any age groups three years old and under. Dressage Breeding Stock In Hand classes may be held for Mature Horses: mares and stallions, age groups four years old and older. Any of the following classes may be included or combined at the discretion of Competition Management with the exception that in sport horse or breeding classes (in-hand), horses of one sex shall not be judged against those of the opposite sex except in specified Group classes, Championship classes or special classes for single breeds (Individual Breed Classes) or amateur or junior/young rider handlers. Colts and geldings may be shown together.

2. The following classes may be offered and may vary at the discretion of Competition Management:

a. In-Hand Classes (Prize List must specify Sport Horse Prospect or Breeding Stock): Fillies of current calendar year with or without dam (fillies only to be judged); Colts of current calendar year with or without dam (colts only to be judged); Yearling fillies; Yearling colts; Yearling geldings; Two-year-old fillies; Two-year-old colts; Two-year-old geldings; Three-year-old fillies; Three-year-old colts; Three-year-old geldings. The following may be divided by age, except suitable to become a broodmare: Four-year-old and older maiden mares; Four-year-old and older broodmares (yeld) without foals; Four-year-old and older broodmares with foals at foot (Mare only to be judged); Suitable to become a broodmare; Four-year-old and older stallions.

b. Group Classes (Multiple ownership is permitted in all classes and owners must be listed for each horse. Horses not required to have shown in individual In-Hand classes): Broodmare and foal (Entered under dam's name. To be judged 50% mare and 50% offspring); Dam and produce (Dam and two or three of her offspring; prize list will specify two or three. Entered under dam's name. To be judged 50% dam and 50% offspring); Produce of Dam (with or without dam, two or three offspring. Entered under dam's name. Offspring only to be judged); Sire and Get (sire and two or three of his get. Entered under sire's name. To be judged 50% stallion and 50% get); Get of sire (without sire, two or three of his get. Entered under sire's name. Get only to be judged); Breeder's Group (Group of no more than three horses of any age or sex, all bred by the exhibitor and entered under the exhibitor's name). Family Class (Three mares related in one of three ways: mother and two daughters; mother, daughter and granddaughters; three daughters mother deceased. To be judged 50% overall family quality and 50% improvement in successive breedings.)

- c. Championship Classes may be offered at the discretion of management in accordance with the judging specifications outlined in DR210.5. Details must be included in prize list.
- d. Dressage/Sport Horse Under Saddle Classes. Horses entered in the following classes are not required to have shown in any in-hand or group classes. Classes for the same sex may be combined at the discretion of the management: Three-year-old fillies; Three-year-old colts and geldings; Four-year-old and older mares; Four-year-old and older stallions; Suitable to Become a Dressage Horse may also be offered as per DR131. Horses are placed and no actual scores are awarded for Suitable to Become a Dressage Horse classes.
- e. Materiale Classes may be offered in the following categories: Three-year-old Fillies, Three-year-old Colts and Geldings, Four and Five-year old Mares, and Four- and Five-year-old Stallions and Geldings. Classes for fillies and mares may not be combined with classes for colts, geldings or stallions, except in Materiale Championships classes. Horses will be evaluated according to the criteria listed on the "USDF Materiale Class" Score-sheet, and classes must be conducted according to the USDF "Procedures to Host USDF Materiale Classes". Horses or ponies may not be required to show in any in-hand, group or under saddle class in order to compete in a Materiale Class.
- f. Individual Breed Classes (i.e., special classes for single breeds) may be offered for horses of the same breed or breed registry. Eligibility requirements for these classes must be listed in the prize list. Horses of the opposite sex may be shown together. USDF Sport Horse Prospect scoresheets must be used in all IBC classes.
- g. Classes for Amateur and/or Jr/YR Handlers may be offered. Amateur handlers must have current USEF amateur certification. Stallions are permitted in these classes unless prohibited in the prize list. Any other eligibility requirements for horses and handlers must be stated in the prize list. The USDF Amateur Handler scoresheet must be used for Jr/YR as well as Amateur Handler classes.

DR205 Entries.

1. Entries in produce of dam and get of sire classes must be made by the owner of the dam or sire, or with written permission from the owner, in the name of that dam or sire.
2. All offspring entered in produce of dam and get of sire classes must be named on the entry form. Multiple ownership is permitted and owners must be listed.
3. Each horse entered in a group class must have an individual entry form completed and on file with the competition secretary, even if the horse is not competing in other classes. USEF fees and at least a USEF HID must be submitted for each horse in a group entry.
4. *Mares may not compete under saddle or in materiale classes after their eighth month of pregnancy or within three months after foaling. BOD 1/17/10 Effective immediately*
5. Any and all handlers (including Assistant Handlers) of horses in the competition ring are required to sign an entry blank (see GR908.2). Handlers must be Federation members or pay a non-member fee. Assistant Handlers need not be Federation members and are exempted from the non-member fee. Only handlers and assistant handlers may act as whip assistants in the competition ring.
6. All handlers, assistant handlers and whip assistants entering the competition ring must be identified by show management with a wristband or other form of identification to ensure each individual has signed an entry form and/or separate handler/assistant handler release form. Wristbands or other types of identification for handlers and assistant handlers must be of a type not transferable to another person. Competition areas must be monitored by ring stewards to ensure that only eligible handlers and assistant handlers are permitted to enter the arena. Judges must excuse horses with handlers and/or assistant handlers who are not properly identified.
7. Management is responsible for having one or more safety officers or ring stewards at the gate(s) of the competition arena(s) to monitor safe conditions for horses, handlers and spectators. Separate gates for entry and exit and separate holding areas for fillies/mares and colts/stallions are recommended. (For purposes of this rule, a "safety officer" is any individual appointed by competition management to assist in the enforcement of this rule.)

DR206 Equipment and Turn Out.

1. Braiding is optional.

2. Bridles are mandatory on all horses age two or older in the competition ring, including non-competing mares accompanying a foal. Bridles are forbidden on foals and weanlings. A bridle shall consist of a snaffle type bit (as pictured in Chapter DR, Subchapter DR-1, Figure 1A) with two reins and headstall with throatlatch. Reins must be attached only to bits as described in DR121.6. Noseband is optional. A split or single chain with a lead may be used instead of or in addition to reins, however a lead shank is required if reins are placed over the horse's neck and the handler must hold the shank. Horses under the age of two may be shown in halters, except as noted above.
3. Bandages of any kind are forbidden during a class.
4. The handler, assistant handler and/or a whip assistant may each carry only one whip, or one standard lungeing whip (without attachments, i.e. plastic bags, etc.). In addition, disruptive noisemaking devices are not permitted in the competition ring.
5. Conservative sports attire is recommended for handlers, assistant handlers and whip assistants. (See General Rules, GR801.1)
6. In Under Saddle classes, Dress must conform to DR120, and for Under Saddle and In-Hand classes, Saddlery and Equipment must conform to DR121, except that all horses using a bridle are required to compete in a snaffle pictured in Chapter DR, Subchapter DR-1, Figure 1A.
7. *Bit and saddlery inspections, as described in DR121.9, are not required nor are advised for DSHB classes. When close inspection of saddlery, equipment or bits is required in order to determine compliance with these rules, a steward or TD must accompany a horse to its stall to inspect such items when they are removed from the horse. BOD 1/17/10 Effective immediately*
8. Except as noted above, the provisions of DR121.1-10 apply to all warm-up, training and competition areas. Whip attachments, loud snapping whips and disruptive noisemaking devices are not permitted in warmup areas.

DR207 General.

1. Judge must excuse from the ring any unruly horse or one whose actions threaten to endanger handlers, officials, other exhibitors or their entries.
2. A scribe shall be provided for each judge whose sole duty shall be to record the judge's scores and comments on the horse's individual score card.
3. When possible, the announcement of awards will include the breeding of the horses pinned: sire, dam, dam's sire; as well as the name of the owner and the breeder.
4. Refer to USDF Dressage Sport Horse Breeding Guidelines for additional information relating to Dressage Sport Horse Breeding.
5. If the schedule permits, management may allow time for questions from competitors to judges at the end of the competition.
6. Each horse, including non-competing mares accompanying foals, must have a separate Handler or Assistant Handler at all times.
7. No horse that is not being judged may accompany another horse in the ring while being judged, except for a mare accompanying a foal or vice versa.
8. One number must be issued for each horse showing In Hand. A separate number must be issued to each entry (combination of horses) showing in group classes. Entries in Materiale and Under Saddle classes must be issued a separate number only if the rider did not also show the same horse in hand. See GR801.9 and GR1213.11. Horses or riders are required to display only one number and may not be penalized for displaying only one number.
9. A whip assistant may accompany horses in the competition ring.
10. Unauthorized assistance by individuals outside the competition ring is not permitted.

DR208 Competition Veterinarian.

The competition veterinarian must be available to the judge, if on the premises, and the handler must give permission to the judge and/or veterinarian before either touches the horse. If the veterinarian is not immediately available, or not called upon, the judge's decision as to the serviceable soundness of a horse must be final. For further regulations governing Competition Veterinarian, refer to General Rules, GR1204.5, .6 and .7.

DR209 Conduct of Classes.

1. In-Hand Classes. Horses being shown individually on the triangle.
 - a. Following a posted order, entries in each class will approach the judging area one at a time, walk to the apex of the triangle, and await the judge's request to proceed on the

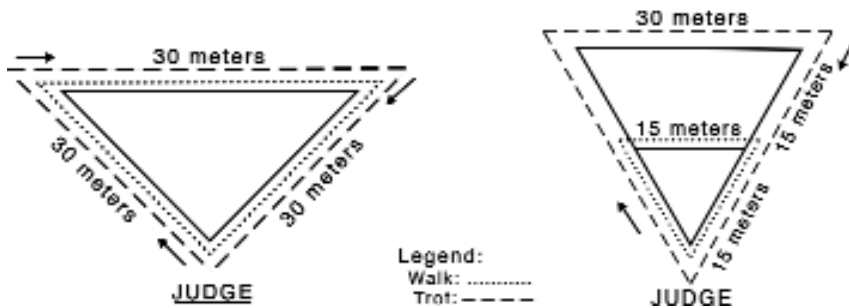
triangle. The handler will lead the horse on the perimeter of the triangle at walk and trot, returning to the apex to stand the horse for conformation judging or to repeat any movement at the judge's request. Handlers are permitted to have one assistant if necessary. Repetition of all or any part of the movement on the triangle may be allowed at the judge's request only. At the completion of the judging, the handler will lead the horse away from the judging area. The next will enter the judging area promptly. The judge may elect to judge conformation either before and/or after judging the horse's movement on the triangle.

b. The horse is to be shown in an "open position," i.e. with all four legs of the horse visible to the judge when standing on either side of the horse.

c. After all horses have been shown on the triangle, some or all may be recalled (depending on size, format and schedule of the competition) to be shown in groups at a walk and trot. If horses may be recalled, the prize list or program must state that this procedure will be used.

2. Horses being shown in-hand in groups.

a. Groups will be examined one group at a time, but not necessarily on the triangle. At the discretion of the judge, they may be asked to move at the walk and trot, either in line or moving around the arena. Horses shall stand for conformation judging before and/or after completion of the horse's movement.



b. The Judging Triangle: Two basic triangle designs are acceptable for presenting horses to the judge. Competition management may choose the triangle best suited for local conditions. Triangle corners should be well defined. Footing must be firm. Decorative fencing, plants or flowers are allowed. (Horses must travel to the right. The following diagram shows suggested use of triangle). The size of either triangle may be adjusted to meet local conditions, however, the back side of the triangle must be at least 25 meters in length and the other two sides must be at least 20 meters in length.

3. Under Saddle and Materiale classes. Depending on local conditions, these classes may be divided at the judge's discretion. See DR202.9.

4. Foals or horses in other age groups may not be shown loose.

DR210 Judging Specifications.

1. In Hand Classes. (Dressage Sport Horse Prospect and Dressage Breeding Stock) Horses shall be judged at the walk and trot on the triangle, and standing for conformation.

2. Dressage Under Saddle Classes. Horses shall be judged at the medium walk, working trot and working canter in both directions. Free walk may also be required by the judge(s).

3. Group Classes. Transmissible weakness or predisposition to unsoundness shall be penalized, commensurate with severity.

4. Scoring Categories. (Scoresheets for the following classes can be obtained from USDF.)

a. Dressage Breeding Stock and Group Classes. 50% Movement, 40% Conformation, 10% General Impression. Includes masculinity (stallion) and femininity (mare), development related to age, harmony (relationship of conformation to movement), athleticism (strength and mobility) and condition. Demonstrates good character, presence and temperament.

b. Dressage Sport Horse Prospect Classes. 60% Movement, 30% Conformation, 10% General Impression. Includes harmony (relationship of conformation to movement), ath-

- leticism (strength and mobility), development related to age and condition. Demonstrates character, presence and temperament necessary for training.
- c. Dressage Under Saddle Classes. 60% Movement, 30% Conformation, 10% General Impression. Includes harmony (relationship of conformation to movement), athleticism (strength and mobility), development related to age and condition. Demonstrates character, presence and temperament necessary for training. Horses may be placed with no actual scores awarded.
5. Championship classes. More than one judge may officiate. The judge(s) will re-evaluate the entries, with or without awarding scores. All horses must be re-evaluated in the same manner, and all horses must be shown at the walk and trot (and canter, in applicable classes). If the number of entries is sufficient, a champion, reserve champion *and third place reserve* must be named in qualifying classes for the USDF Breeders Championships series. In USDF Breeders Championship classes, refer to USDFBC guidelines. Horses in USDF Breeders Championship classes must be shown individually on the triangle at the walk and trot, and standing for conformation. Each horse must be evaluated in the same manner and callbacks are permitted. *BOD 1/17/10 Effective immediately*
6. Conformation is to be evaluated in terms of potential trainability, potential performance and predisposition to unsoundness. Function, not fashion, is to be emphasized. Weakness or conformation faults with a predisposition to unsoundness or to difficulties in training shall be penalized. Blemishes are not to count unless resulting from conformation faults.
7. Gaits are to be evaluated in terms of purity, quality and correctness. Purity and correctness are more important than brilliance at this level. Correct gaits contributing to ease of training and the horse remaining sound and usable are more important than gaits which are merely superficially flashy. Purity and quality are judged mainly in profile. Correctness is judged mainly while the horse is coming to and going away from the judges' position. Refer to DR101-DR105 for information on the criteria and quality of gaits.
8. Unsoundness. A horse shall be disqualified for unsoundness (at the judge's discretion in Dressage Breeding and Group classes).
- In Dressage Sport Horse Prospect In Hand and Under Saddle classes, unsoundness is defined as showing evidence of lameness.
 - In Dressage Breeding Stock In Hand and Group classes, unsoundness is defined as showing evidence of lameness or broken wind.
 - Refer to DR119.1 regarding loss of sight.

DR211 Judging Procedures.

- Judge must use individual score cards for In-Hand, Group, Individual Breed and Amateur/Jr/YR Handler classes. Class sheets must be used for Materiale and Championship classes. In the case of a large under saddle class, judges have the option of placing horses in order of ranking in line up or using individual or class score sheets.
- When two or more judges are officiating, they may agree to use the same score sheets or class cards and agree on each score before informing the scribe, or they may judge independently. Class cards, rather than individual score sheets, are permitted for Under Saddle and Materiale classes only. At least two judges judging independently, using individual score sheets, are required for USDF Breeders Championship classes.
- Decimals may be used in scoring.
- Tied scores shall be broken first by referring to the totals of the movement scores. If still tied, the tie may be broken at the judge's discretion, by the use of decimals, or the horses may be examined again (movement only). If a class is judged by more than one judge, the judges may consult and arrive at one agreed upon placement.
- Scores must be reported as a total based on the above percentages against a possible total of 100%, and all scores (if given) and placings must be published. Unofficial scores may be published during the class and/or final scores may be published at the end of each class. Except as noted above, all scoring and classification procedures of DR123 shall apply.

CHAPTER DC DRIVING - COMBINED DRIVING DIVISION

SUBCHAPTER DC-I GENERAL

Preamble.

SUBCHAPTER DC-I GENERAL

- DC100 [FEI 900] THE WELFARE OF THE HORSE
- DC101 [FEI 901] GUIDELINE FOR HARNESS AND CARRIAGE
- DC102 [FEI 902] PRINCIPLES
- DC103 [FEI 903] DEFINITIONS
- DC104 [FEI 904] ORGANIZATION
- DC105 [FEI 905] SCHEDULE AND ELIGIBILITY
- DC106 [FEI 906] JUDGES
- DC107 [FEI 907] TECHNICAL DELEGATE
- DC108 [FEI 908] VETERINARY DELEGATE/ VETERINARY COMMISSION
- DC109 [FEI 909] STABLE SECURITY
- DC110 [FEI 910] COURSE DESIGNER
- DC111 [FEI 911] FEI CHIEF DRIVING STEWARD
- DC112 [FEI 912] APPEAL COMMITTEE
- DC113 [FEI 913] CONDITIONS FOR PARTICIPATION
- DC114 [FEI 914] HORSES
- DC115 [FEI 915] PASSPORTS
- DC116 [FEI 916] IDENTIFICATION NUMBER
- DC117 [FEI 917] PARTICIPATION
- DC118 [FEI 918] VEHICLES
- DC119 [FEI 919] HARNESSES
- DC120 [FEI 920] SHOES
- DC121 [FEI 921] SUBSTITUTIONS
- DC122 [FEI 922] DECLARATION OF STARTERS
- DC123 [FEI 923] ORDER OF STARTING
- DC124 [FEI 924] EXAMINATION AND INSPECTIONS
- DC125 [FEI 925] CLASSIFICATION
- DC126 [FEI 926] OUTSIDE ASSISTANCE
- DC127 [FEI 927] CRUELTY
- DC128 [FEI 928] TRAVEL, EXPENSES AND ACCOMMODATIONS

SUBCHAPTER DC-II COMPETITION A - DRIVEN DRESSAGE

- DC129 [FEI 929] PRINCIPLES
- DC130 [FEI 930] THE ARENA
- DC131 [FEI 931] DRIVEN DRESSAGE TESTS
- DC132 [FEI 932] CONDITIONS
- DC133 [FEI 933] JUDGING
- DC134 [FEI 934] MOVEMENTS
- DC135 [FEI 935] GENERAL IMPRESSION
- DC136 [FEI 936] SCORING
- DC137 [FEI 937] SUMMARY OF DRIVEN DRESSAGE PENALTIES
- DC138 [FEI 938] CLASSIFICATION

SUBCHAPTER DC-III COMPETITION B - MARATHON

- DC139 [FEI 939] GENERAL
- DC140 [FEI 940] COMPETITORS
- DC141 [FEI 941] THE COURSE
- DC142 [FEI 942] OBSTACLES IN SECTION E
- DC143 [FEI 943] INSPECTION OF THE COURSE
- DC144 [FEI 944] TIMES

DC145 [FEI 945] PENALTIES ON THE MARATHON COURSE
DC146 [FEI 946] OBSTACLE PENALTIES
DC147 [FEI 947] JUDGES
DC148 [FEI 948] OFFICIALS
DC149 [FEI 949] CLASSIFICATION

SUBCHAPTER DC-IV COMPETITION C – OBSTACLE-CONE DRIVING

DC150 [FEI 950] GENERAL
DC151 [FEI 951] THE COURSE
DC152 [FEI 952] OBSTACLES
DC153 [FEI 953] COMPETITION C SUMMARY
DC154 [FEI 954] THE FAULT COMPETITION
DC155 [FEI 955] STARTING ORDER
DC156 [FEI 956] PENALTIES
DC157 [FEI 957] SUMMARY OF PENALTIES IN COMPETITION C
DC158 [FEI 958] DRIVE- OFF
DC159 [FEI 959] TIME COMPETITION
DC160 [FEI 960] COMPETITION IN TWO SECTIONS

ANNEX 1 CLASSIFICATION OF INTERNATIONAL JUDGES

1. Categories of Judges
2. Qualification Requirements for Judges
3. Promotion of Judges
4. Limitations

ANNEX 2 CLASSIFICATION OF COURSE DESIGNERS

1. Categories of International Course Designers
2. Qualification Requirements for Course Designers
3. Promotion of Course Designers
4. Limitations

ANNEX 3 CLASSIFICATION OF TECHNICAL DELEGATES

1. Categories of Technical Delegates
2. Qualification requirements for Technical Delegates
3. Promotion of Technical Delegates
4. Limitations

ANNEX 4 DIAGRAM OF DRESSAGE ARENA FOR TEST 8A

ANNEX 4A DIAGRAM OF DRESSAGE ARENA

ANNEX 5 DIAGRAM OF THE SMALL DRESSAGE ARENA

ANNEX 6 RULE DIFFERENCES FOR FIVE SECTION MARATHONS

ANNEX 7 CLOSED MULTIPLE OBSTACLES

1. Single “L”
2. Double “L”
3. Single “U”
4. Double “U”
5. Box
6. Double Box

ANNEX 8 OPEN MULTIPLE OBSTACLES

1. Serpentine
2. Zig-Zag

ANNEX 9 THE BRIDGE

APPENDIX H MEASUREMENT OF COMBINED DRIVING PONIES

CHAPTER DC DRIVING - COMBINED DRIVING DIVISION

PREAMBLE

This edition of the Rules for International Combined Driving Events comes into force on 1st January 2009. As from this date, all other texts covering the same matter (including other editions, official minutes, memoranda or bulletin) issued previously are superseded.

Although this Document sets out the detailed Rules of the FEI and USEF governing International Combined Driving Events, it must be read in conjunction with the current Statutes, FEI General Regulations, FEI Veterinary Regulations of the FEI and USEF, and the Appendices, which form part of these Rules together with any amendments.

Every eventuality cannot be provided for in these Rules. In any unforeseen or exceptional circumstances it is the duty of the Ground Jury to make a decision in a sporting spirit, taking into consideration whether advantage has been gained, and the Welfare of the Horse. Their decision should reflect as closely as possible the intention of these Rules and the FEI General Regulations.

Throughout this publication, the word "Horse" shall mean Horse and/or Pony; the masculine shall also include the feminine and the singular the plural, unless otherwise stated in a specific Rule. A separate publication, "*Guidelines for Organizers and Officials*", expands on the interpretation of the Rules. The most recent edition is available from the FEI web site: <http://www.horsesport.org>.

USEF ADDENDA

*Wherever an addition or exception is required under these rules more specifically to address **National Competitions/Events**, the text will appear within the rule, be identified with the words "**USEF licensed National Competitions/Events**" in bold print, and be written in this style of italic type.*

*Wherever an addition or exception is required more specifically to address non-USEF licensed Competitions/Events for **Intermediate, Preliminary, or Training levels, or for VSEs**, please refer to the Driving National Affiliate at www.americandrivingsociety.com.*

These rules and conditions are provided for FEI classes, with modifications for USEF licensed divisions. They are applicable for all turnouts and for classes of horses, ponies, donkeys, mules, zebras in the same combinations, and for all divisions. All these may take part in the same event. See USEF GR125.

The word "Appendix" is used for additional information and schedules to differentiate from the word "Annex" used by the FEI within this section of the publication.

The USEF is fully aware of the practical difficulties facing Organizing Committees under modern road and traffic conditions, and the inevitable variety in Vehicles and Harness. It therefore accepts that they will have to use their discretion in many matters not specified in these rules. It is however required that Events make every reasonable effort to follow the intent and spirit of these rules.

DC100 [FEI Article 900] THE WELFARE OF THE HORSE

The Fédération Equestre Internationale (FEI) requires all those involved in international equestrian sport to adhere to the FEI's Code of Conduct and to acknowledge and accept that at all times the Welfare of the Horse must be paramount and must never be subordinated to competitive or commercial influences.

1. At all stages during the preparation and training of Competition Horses, Welfare must take precedence over all other demands. This includes good horse management, training methods, farriery, tack, and transportation.
2. Horses and Competitors must be fit, competent and in good health before they are allowed to compete. This encompasses medication use, surgical procedures that threaten welfare or safety, pregnancy in mares and the misuse of aids.
3. Events must not prejudice Horse Welfare. This involves paying careful attention to the Competition areas, ground surfaces, weather conditions, stabling, site safety and fitness of the Horse for onward travel after the event.
4. Every effort must be made to ensure that Horses receive proper attention after they have competed and that they are treated humanely when their competition careers are over. This covers proper veterinary care, competition injuries, euthanasia and retirement.
5. The FEI urges all involved with the sport to attain the highest levels of education in their areas of expertise.

A full copy of the FEI Code of Conduct for the Welfare of the Horse can be obtained from the Fédération Equestre Internationale, Avenue Mon-Repos 24, CH- 1000, Lausanne 5, and Switzerland. Telephone: +41 21 310 47 47. The Code is available in English, French, Spanish, German and Arabic. The Code is also available on the FEI's website: www.horsesport.org.

DC101 [FEI Article 901] GUIDELINE FOR HARNESS AND CARRIAGE

1. Minimum distance between Horse and Carriage when in draft (fender rolls: 40 cm, roller bolts: 50 cm).
2. Swingle trees for Horses: at least 60 cm wide.
3. Pole length: Poles for both Horses and Ponies should extend to approximately the middle of the length of the necks when in draft; except when using a Yoke.
4. Horse Yoke width: 45 cm. minimum. Yokes must not be behind any part of the shoulder. Pole Straps must be of sufficient length to allow free movement of the Horses.
5. For Horse Four- in- Hand leaders, the lead bar must measure at least 1m and the Swingle trees at least 50 cm.
6. For Horse Singles, the distance between Horse and Carriage when in draft must not be less than 50 cm.
7. Any nosebands, attachments or ancillary equipment, which impedes or is likely to impede the free intake of air into the nostrils of the Horse or Pony, are not permitted.
8. Blinkers and ancillary equipment on both Horses and Ponies must not impede forward vision or be so close to the eyes as to irritate them.
9. The minimum distance between the Pony and the Carriage when in harness must be such that there is no interference with the free movement of the Pony.
10. Swingle trees and leader bars must be of sufficient width so as not to impede the free movement of the Pony or Ponies.
11. Yoke width or Pole Straps must be sufficient to allow the free movement of the Ponies.
12. For contravening any of these rules, a verbal warning or Yellow Warning Card must be given by the Ground Jury. Subsequent offences at the same event will entail a second Yellow Warning Card.
13. *At all times on the grounds of any USEF licensed National Competition/Event, a Horse must not be attached to a carriage without a bridle, reins attached and through the saddle terrets. A Horse must not be left unattended while put to a Vehicle. Failure to comply will incur Elimination and may incur Disqualification from further participation in the event.*

DC102 [FEI Article 902] PRINCIPLES

1. **International Rules**
These Rules are intended to standardize International Combined Driving Events, as far as is possible, but the conditions at such Events must be fair and similar for all Competitors. It is therefore necessary to lay down a number of strict and comprehensive Rules for the conduct of International Events.

2. Discretion

It is essential that all International Championships and any other Event described as "International" follow these Rules. However, Organizing Committees, while observing these Rules, may use their discretion to make their Events interesting and challenging for the Competitors and attractive to spectators.

3. Penalties

- 3.1 The Rules concerning the Event and each Competition must be strictly enforced by the Ground Jury. Competitors who fail to comply with these Rules may incur Disqualification or Elimination, unless some other penalty is prescribed in the relevant Article.
- 3.2 Yellow Warning Card. Where there is abuse of Horses in any form or incorrect behavior towards Event Officials or any other party connected with the Event, the President of the Ground Jury, the President of the Appeal Committee and the FEI Chief Driving Steward, *through the President of the Jury* as an alternative to instituting the procedures foreseen in the legal system, may deliver to the Person Responsible a Yellow Warning Card(s). (See FEI General Regulations.)

BOD 1/17/10 Effective 2/1/10

4. Disqualified (D)

- 4.1 Competitors and Horses may be Disqualified for contravening certain of these Rules at any time during an Event. A Competitor or Horse who has been Disqualified is prohibited from taking any further part in the Event or win any prize. Disciplinary action may be taken subsequently by the National Federation of the offender or by the FEI if the incident is reported to the FEI by the Foreign Judge or Appeal Committee, or a Yellow Warning Card has been issued.

5. Eliminated (E)

- 5.1 Competitors may be Eliminated from a Competition as a penalty for contravening certain Rules during the Competitions.
- 5.2 Competitors who are Eliminated in Competition A may compete in Competitions B and C. Competitors and Horses who are Eliminated in Competition B may compete in Competition C.

6. Retired (R)

- 6.1 Competitors who, for any reason, do not wish to continue, may decide to Retire during any of the Competitions. If a Competitor Retires in a Competition he may be permitted to compete in the following Competitions.

7. Withdrawn (W)

- 7.1 Competitors are deemed to have Withdrawn if, for any reason, they fail to start in any of the Competitions. Once Withdrawn, Competitors cannot take any further part in the Event.

8. Lamé or Unfit Horses

If a Horse is deemed to be lame or unfit by:

- 8.1 The Judge at C in Competition A, the Horse must be Disqualified and may not compete in any other Competition.
- 8.2 A Member of the Ground Jury in Competitions B or C, the Horse will be Eliminated.

9. Placings and Prize Money

- 9.1 Competitors who Retire or are Eliminated from any Competitions may not be placed in that Competition or in the Final Classification.
- 9.2 Competitors may only receive Prize Money in Competitions in which they have competed without Disqualification, Elimination or Retirement.

DC103 [FEI ARTICLE 903] DEFINITIONS

1. Combined Driving Event

A series of one or more Competitions that commences one hour before the beginning of the scheduled First Horse Inspection and concludes one half hour after the announcement of the Final Results.

2. Competition

A component of a Combined Driving Event, such as: Competition A – Driven Dressage; Competition B – Marathon; Competition C – Obstacle Cones Driving.

3. Dismounting

- 3.1 The deliberate departure of a Competitor or Groom from the Vehicle. See DC146.3, DC156.5.
- 3.2 The accidental leaving (falling out) of the Vehicle by the Competitor or Grooms. See DC146.3, DC165.5.
4. **Driving Event Location**
All land used for the Competitions Comprising the Event, and areas for exercising, stabling and the parking of Vehicles.
5. **Entry**
The Competitor (Driver), Horses, Grooms, Harness and Vehicle appropriate to the turnout as defined in these Rules.
6. **Event Official**
See GR112.
7. **Horse**
Refers to a Horse or Pony authorized to compete under DC114.
- 7.1 *For **USEF licensed National Competitions/Events**, the word horse may mean horse, pony, donkey, mule, VSE, or zebra.*
8. **Organizing Committee (OC)**
See FEI General Regulations; see USEF GR112.
9. **Schedule**
The official document compiled by the Organizing Committee and approved by the FEI describing details of the Event.
- 9.1 *In **USEF licensed National Competitions/Events**, the Schedule also means the official Prizelist or the American Driving Society Omnibus in accordance with these rules.*

DC104 [FEI Article 904] ORGANIZATION

1. **Events**
The various individual and Team Championships are as follows:
- 1.1 The World Four-in-Hand Championship for Horses CH-M-A-4
- 1.2 The World Pair Championship for Horses CH-M-A-2
- 1.3 The World Singles Championship for Horses CH-M-A-1
- 1.4 The Combined World Pony Driving Championships CH-M-A-P 1, 2, 4
2. **Organization**
- 2.1 In principle all Championship Events must be organized in accordance with the FEI General Regulations and the Rules for Combined Driving Events.
- 2.2 In even years, the FEI will invite NFs to organize the World Four-in-Hand Championship for Horses and the World Single Driving Championship for Horses.
- 2.3 In odd years, the FEI will invite NFs to organize the Combined World Pony Driving Championship and the World Pair Driving Championship for Horses.
3. **Choice of Event**
- 3.1 Championships and Concours d'Attelage Internationaux Officiels (CAIO) must always include all three Competitions.
- 3.2 Organizing Committees of International Driving Events (CAI) may include two or three of these Competitions, but in any such combination, Competition B (Marathon) is to be considered the most important and it may take place before or after Competition A. When Competition C is included, it must be the last to take place.
- 3.3 National Events (CAN), at which no more than eight foreign Competitors from up to four nations may take part.
4. **Choice of Classes**
All, or any, of the following classes may be held at the same Event, but each must be classified separately:
- | | |
|--------------------|-------------------|
| Horse Single | Pony Single |
| Horse Pair | Pony Pair |
| Horse Tandem | Pony Tandem |
| Horse Four in Hand | Pony Four in Hand |

5. Types of Events

There are four types of International Events:

	National Teams	Prize money	Marathon
Championship	Yes	Yes	3 section
CAIO	Yes	Yes	3 section
CAI-A	No	Yes	3 section *
CAI-B	No	Optional	3 section *

* A 5 Section marathon is allowed for Four-in-Hands or Pairs only, if approved by the Organizing Committee and published in the Schedule. See Annex 6 for differences.

6. Additional Events

Organizing Committees may arrange a CAI-A or CAI-B for other Classes during Championships and CAIO events. These additional Events must also comply with these Rules. The same Marathon Course may be used for all Classes, but the CAI Competitions must follow the Championship or CAIO Competitions.

6.1 *The following additional rules shall apply to non-FEI USEF licensed National Competitions/Events:*

6.1.1 *Driven Dressage and Obstacle only competitions: may be arranged by the organizing committee; these rules shall apply.*

6.1.2 *Free Style Dressage Test: may be arranged by the organizing committee, provided it is not scored as part of a Combined Driving Event. See Rule DC131.*

6.1.3 *USEF National Championships must consist of all three Competitions.*

7. Choice of Date

7.1 Requests to organize a CAI- A must be forwarded to the Secretary General of the FEI not later than the first of October in the year before the Event is due to take place.

(FEI General Regulations, Article 102)

7.2 Requests to organize a CAI- B must be forwarded to the Secretary General of the FEI not later than 16 weeks before the Event. (FEI General Regulations, Art 102)

7.3 Requests to organize a CAIO or Championship must follow the FEI General Regulations.

8. Officials

8.1 The President and Members of the Ground Jury must be appointed in accordance with DC106.

8.2 The Technical Delegate must be appointed in accordance with DC107.

8.3 The Course Designer must be appointed in accordance with DC110.

8.4 The FEI Chief Driving Steward must be appointed in accordance with DC111.

8.5 The composition and the appointment of the Appeal Committee must follow the requirements laid down in DC112.

DC105 [FEI ARTICLE 905] SCHEDULE AND ELIGIBILITY

1. Draft Schedule

At least 16 weeks before the Event is due to take place, the Organizing Committee of a Championship, CAIO, CAI-A or CAI-B must send a Draft Schedule to the Secretary General of the FEI, through their National Federation for approval by the FEI. The Draft Schedule must set out the general conditions for each proposed Competition, as well as any particular conditions that they may wish to introduce, which are not covered by the Rules.

After approval by the Secretary General of the FEI, the Schedule, and invitations of entry to the Event should be sent to all affiliated NFs by the NF of the host country and not direct to individuals.

1.1 *For USEF licensed National Competitions/Events: To ensure uniformity, Organizing Committees must send a draft prize list for their Event to the USEF setting out the general conditions of each Competition and any particular conditions, not provided for in these rules, which they wish to present. Prize lists must be approved*

by the Technical Delegate prior to publication and/or an event permit being issued by the USEF.

- 1.2 **For USEF licensed National Competitions/Events:**
Advanced division: Open to any driver who has completed at least four Preliminary or Intermediate division CDEs. Note: "Completed" means the entry is classified in each event including marathons without being eliminated, retired or withdrawing from any of the competitions.
 2. **The Definite Schedule**
The Organizing Committee must send a Definite Schedule to the FEI at least 4 weeks before any of the Events mentioned in 1 above, with a copy of the program.
 3. **Eligibility Procedure for Championships.**
 - 3.1 Eligibility requirements for each World Championship shall be published on the FEI website and in the Bulletin at least 18 months before the respective Championship, if practical.
 - 3.2 The FEI shall also publish the maximum driven penalty points allowed at the Championship in Competition A, Driven Dressage, by which the Driver concerned shall be qualified to continue into Competition B and C. The Ground Jury will have the final decision as to whether the Competitor may continue into Competition B and C, taking into account any contributing factors. There will be no Appeal.
- BOD 1/17/10 Effective 2/1/10*
- 3.3 Competitors and Horses are not required to qualify as combinations, but in the same Class as they intend to compete in.
 - 3.4 For all FEI World Championships it is the responsibility of each National Federation to prove that their Entries meet the eligibility requirements. Certificates of Capability and Records of Results must be sent by NFs to the Organizing Committee with their Nominated Entries, without which, the entries will not be valid. See FEI General Regulations.
 - 3.5 National Federations giving incorrect information will be reported to the FEI Judicial Committee.
 - 3.6 National Federations wishing to use National Events as Qualifiers for Competitors and Horses must obtain prior permission from the FEI and have at least 2 International Driving Judges, both to be approved by the FEI, and one must Foreign. Only the Driven Dressage scores from the International Judges will count towards the Qualification.
 - 3.7 **For USEF licensed National Competitions/Events:** Advanced division: Open to any driver who has completed at least four Preliminary or Intermediate division CDEs. Note: "Completed" means the entry is classified in each event including marathons without being eliminated, retired or withdrawing from any of the competitions.
 4. **The World Four in Hand Championship for Horses**
 - 4.1 Each NF may enter a maximum of six Four- in- Hand Competitors with a maximum of ten Horses per Four- in- Hand on the Nominated Entry List and a maximum of three Four- in-hand Competitors with a maximum of five Horses per Four- in-hand on the Definite Entry List.
 - 4.2 Should an NF only be able to send two Competitors, they must be entered as a Team.
 - 4.3 In addition, each NF is entitled to send a Chef d'Equipe and Veterinarian, both of whom will be accorded the same privileges as the Competitors.
 - 4.4 An NF which cannot send a Team may enter one Competitor as an Individual under the conditions set out in 4.1
 5. **The World Pair Championship for Horses**
 - 5.1 Each NF may enter a maximum of six Pair Competitors with a maximum of six Horses per Pair on the Nominated Entry List and a maximum of three Pair Competitors with a maximum of three Horses per Pair on the Definite Entry List.
 - 5.2 Should an NF only be able to send two Competitors, they must be entered as a Team.
 - 5.3 Each NF is entitled to send a Chef d'Equipe and Veterinarian, both of whom will be accorded the same privileges as the Competitors.

5.4 An NF which cannot send a team may enter one competitor as an individual under the conditions set out in DC105.5.1.

6. The World Singles Championship for Horses

6.1 Each NF may enter a maximum of six Single Competitors with a maximum of two Horses per entry on the Nominated Entry List, and three Single Competitors with a maximum of one Horse per Competitor on the Definite Entry List.

6.2 Should an NF only be able to send two Competitors, they must be entered as a Team.

6.3 Each NF is entitled to send a Chef d'Equipe and Veterinarian, both of whom will be accorded the same privileges as the Competitors.

6.4 An NF which cannot send a Team may enter one Competitor as an Individual under the conditions set out in 6.1.

6.5 A spare Horse from the Nominated List may be entered per National Team. The Competitor who uses the spare Horse will be eligible for the individual classification, as well as for the Team classification. The spare Horse can only be substituted once, not later than one hour before the start of Competition A and notified in writing to the Organizer.

7. The Combined World Pony Driving Championships

7.1 A National Team shall consist of at least one Single, one Pair and one Four-in-Hand and each Nation is entitled to send up to a maximum of six Competitors consisting of up to two Single, two Pair and two Four-in-Hand Competitors.

7.2 The number of Ponies shall be as follows:

Class	Nominated Entries	Definite Entries
Single	2	1
Pair	6	3
Four in Hand	10	5

7.3 NFs which cannot send a Team may send up to 2 Competitors in each Class.

7.4 A Spare Pony may be entered for the Single Class. The Competitor who uses the Spare Pony will be eligible for the individual classification as well as for the Team classification. The spare Pony can only be substituted once, not later than one hour before the start of Competition A.

7.5 The Host Nation is entitled to 2 individual Entries per Class.

7.6 Each NF is entitled to send a Chef d'Equipe and Veterinarian, both of whom will be accorded the same privileges as the Competitors.

8. Entries

8.1 The number of Horses that may be entered for an Event must be in accordance with the schedule.

8.2 All Competitors invited or nominated for an International Event must be entered by their NF's. All foreign competitors selected by their NF's must be accepted by the O.C. OC's may not accept any other entries.

8.3 NF's may only enter competitors for the FEI World Championships who are qualified under conditions decided by the relevant Technical Committee and approved by the Bureau.

8.4 Under no circumstances may the OC limit the number of entries of eligible competitors or teams for an FEI Championship. *BOD 1/17/10 Effective 2/1/10*

8.5 Entries for an FEI Championships for Seniors must be made following the compulsory three phases outlined under paragraphs 8.6.1, 8.6.2, and 8.6.3 below.

8.5.1 Entries in principle must reach the OC at least eight weeks before the Event is due to begin. Entry in principle means that an NF has the definite intention of sending competitors to participate in the Event. It must state whether the intention is to send only individuals, only a team, or a team and individuals.

8.5.2 Nominated entries must reach the OC at least four weeks before the Event and must include a list of the names of competitors and Horses from which the Definite Entries and any substitutions will be chosen, and state the number of competitors AND Horses which the NF intends to send. The number of nominated entries of competi-

tors and Horses must not exceed twice the number invited in the Schedule. Once the nominated entries have been sent in, NF's may send fewer competitors and/or Horses, but never more than the number of nominated entries. NF's which are not represented after having made nominated entries and whose excuse is not acceptable to the OC shall be reported by the OC to the Secretary General for consideration of their excuse by the FEI Tribunal.

- 8.5.3 Definite entries must reach the OC at least for days preceding the beginning of the Event. These represent the final selection of competitors and Horses that will travel to the Event. The Definite Entries may not exceed the number listed and must be chosen from the list of names on the Nominated Entries. After the definite Entries have been sent in, Substitutions of Horses and/or competitors may only be made with the express permission of the OC.
- 8.6 Entry Forms for Horses must include the name/names, breed, sex, age, color, country of birth, present nationality and passport number and, where appropriate, qualifications.
- 8.7 Should an NF send more competitors and/or Horses than shown on the nominated Entry, the OC is not obliged to accommodate them or to allow them to participate in that Event.
- 8.8 At an Event, a competitor may withdraw any or all his Horses from a Competition, but he may not add a Horse not previously entered for that Competition without the approval of the OC and the Ground Jury.
- 8.9 Where an NF has made a nominated entry of a team and finds that it will be unable to send a team, it must immediately inform the OC.
- 8.10 Teams or individual competitors who have been definitely entered by their NF's at any Event and fail to take part without a valid excuse must be reported by the Foreign Judge/Technical Delegate to the Secretary General for consideration by the FEI Tribunal. Competing at another Event staged at the same time does not constitute a valid excuse for failure to compete at an Event.
- 8.11 An NF cannot make definite entries for the same competitor/Horse combinations to more than one OC on penalty of disqualification of such competitor/Horse combinations from the Event where they eventually participate.
- 8.12 Withdrawals after the date of definite entries or no-shows will be liable to reimburse the OC for the financial loss incurred by the OC (i.e. stabling and hotel expenses) as a result of late withdrawal or no-show.
- 9. Entries CAIs**
- 9.1 CAI-A and CAI-B are primarily for Individual Competitors, and there is no restriction on the number of Competitors or the number of Nations that may be entered.
- 9.2 At a CAI-B, foreign Competitors living in the Host Nation may participate, with approval of the host NF, at Events held in the country in which they are living.
- 10. Entries Championships and CAIOs**
- Championships and CAIOs are open to National Teams. A National Team consists of three Competitors of the same Nationality. In the event that a Nation can only send two Competitors, they must be entered as a Team. An Entry from a Nation able to only send one Entry shall be classified as an Individual Entry.
- 11. Additional Individual Entries**
- 11.1 At the discretion of the Organizing Committee all National Federations who have submitted a Nominated Entry for a Team may be invited to enter Additional Individual Entries.
- 11.2 The Host Nation may enter up to 3 Additional Individual Entries; for Combined Pony Championships, 2 per class. Exceptions may be granted by the FEI Driving Committee in conjunction with the Technical Delegate.
- 11.3 A second Nominated Entry Date shall be specified in the Schedule, should the Organizing Committee decide to invite National Federations to submit Additional Individual Entries.
- 11.4 The number of Nominated Competitor Entries may be twice the number permitted for Definite Entries as outlined in 10.1 and 10.2 above.

DC106 [FEI Article 906] JUDGES

1. Judges

All International Events must have at least three but not more than five Judges for each class. Collectively, the Judges form the Ground Jury for the Event.

2. Composition of the Ground Jury

- 2.1 Ground Jury
(Minimum requirements)

Category	Judges	President Of Jury	Foreign Judge	Ground Jury
Championships	5	Foreign Official.	Official.	3 Official and 2 International
CAIO	5	Official.	Appointed by FEI.	Others can be Official or International.
CAI -A	5	Official or International	Official <i>or</i> International.	3 Official or International and 2 Candidate.
CAI-A	3	Official or International	Official <i>or</i> International.	1 Official or International
CAI-B	5	Official or International	Official, International or Candidate.	FEI List or Senior Level National.
CAI-B	3	Official or International	Official, International or Candidate.	FEI List or Senior Level National.
CAN	3	Any	International	International

A Judge at an event may not assume the duties of a TD or CD at the same event.

BOD 1/17/10 Effective 2/1/10

- 2.2 Juries are appointed by the Organizing Committee except for Championships, when the FEI appoints the Jury.
- 2.3 Senior Level National Judges are defined as ones with at least 5 years experience. (See Annex 1, 2.1.1)
- 2.4 A Reserve Judge will be appointed for World Championships by the FEI. He will have the same authority as the Members of the Ground Jury, and will be accorded the same rights and privileges. However, he will not participate in handling objections and protests.
- 2.5 *For **USEF licensed National Competitions/Events**, the officials must include a Course Designer, TD and the Ground Jury, which must consist of a President and at least two other members, and Appeals Jury if so appointed (see DC112).*
- 2.6 *At all **USEF licensed National Competitions/Events**, the President of the Ground Jury for National Competitions/Events must be chosen from:*
- 2.6.1 *The USEF list of Combined Driving Judges who also possess Registered status with the American Driving Society (ADS);*
- 2.6.2 *The FEI list of Candidate, International, or Official International Driving Judges;*
- 2.6.3 *The list of Combined Driving Judges from another country with an approved USEF Guest Card;*
- 2.6.4 *The list of Registered ADS Combined Driving Judges with an approved USEF Guest Card.*
- Other members of the Ground Jury for **USEF licensed National Competitions/Events** must be chosen from:*
- 2.6.5 *1 through 4 above, or;*
- 2.6.6 *The list of ADS Recorded Combined Driving Judges.*

3. The Duties of the Ground Jury

- 3.1 The Duties and Responsibilities of the Ground Jury are laid down in the FEI General Regulations, Article 159.
- 3.2 Each Member of the Ground Jury has the right and the duty to Eliminate or Disqualify any Horse which, in his opinion, is lame or unable to continue the Competition in accordance with DC102.4 and DC102.5.
- 3.3 The Ground Jury is responsible for the conduct of the entire Event.
- 3.4 The President of the Ground Jury will have overall control of the Duties and Responsibilities of the Ground Jury throughout the Event.
- 3.5 All the members of the Ground Jury will judge Competition A Normally the Ground Jury should not judge more than 45 Competitors in a day; however this number may be increased in exceptional circumstances, at the sole discretion of the President of the Ground Jury.
- 3.6 The President of the Ground Jury is responsible for the control and publication of the results of the Competitions and of the Event.
- 3.7 *At **USEF licensed National Competitions/Events** (more specifically, and in addition to those listed above), the period of jurisdiction of the Ground Jury extends from one hour before the start of the competition until one half hour after the announcement of the final results of the competition for which the Ground Jury has been appointed.*

4. Conflict of Interest

- 4.1 FEI Judges may not officiate at FEI Events and also compete in FEI Events in the same classes on the same continent within the same calendar year.
- 4.2 No person may be an official at an event if his duties will involve a conflict of interest.
- 4.3 The following persons may not be members of a Ground Jury or an Appeal Committee or Officials at an Event:
 - 4.3.1 Competitors and Owners of Horses taking part in the Event.
 - 4.3.2 Chefs d'Equipe, Team Officials, regular trainers, employers and employees of Competitors. Note: Regular Trainers means: training a Horse/ Competitor for more than three days in the six month period before an Event, or any training during a period of three months before an Event.
 - 4.3.3 Close relatives of Owners, Competitors, Chefs d'Equipe or Team Officials.
 - 4.3.4 Persons having a financial or personal interest in a Horse or Competitor taking part in a Competition.
 - 4.3.5 *At **USEF licensed National Competitions/Events**, the Manager of an event, or members of the Manager's family or household, the Technical Delegate, Course Designer or a member of the Appeals Committee (if one exists), or any other O.C. official associated with the event may not serve on the Ground Jury. A TD at an event may not assume the duties of a Judge or CD. BOD 1/17/10 Effective 2/1/10*

DC107 [FEI Article 907] TECHNICAL DELEGATE

1. **Appointment**
There must be a Technical Delegate whenever an Event includes Competition B and/ or Competition C.
2. **Selection**
 - 2.1 Championship. The FEI Driving Committee will appoint a Foreign Technical Delegate selected from the List of Official International Technical Delegates.
 - 2.2 CAIO and CAI-A. The Organizing Committee will appoint a Technical Delegate, selected from the List of Official International, or International Technical Delegates. For CAIO Events the Technical Delegate must be foreign.
 - 2.3 CAI-B. The Organizing Committee will appoint a Technical Delegate selected from the Lists of Official International, International or International Candidate Technical Delegates.
 - 2.4 *At **USEF licensed National Competitions/Events**, the Technical Delegate for must be chosen from:*
 - 2.4.1 *The USEF list of Combined Driving Technical Delegates who also possess Registered status with the American Driving Society (ADS);*
 - 2.4.2 *The list of FEI Candidate, International, or Official International Technical Delegates;*
 - 2.4.3 *The list of approved Combined Driving Technical Delegates of another country with an approved USEF Guest Card;*

2.4.4 *The list of ADS Registered Combined Driving Technical Delegates, with an approved USEF Guest*

2.4.5 *For additional restrictions, refer to GR1304.*

3. Duties and Responsibilities

3.1 At Championship and CAIO events the Technical Delegate will be required to approve all administrative arrangements from the time he is appointed until the end of the Event.

3.2 To satisfy himself that the accommodation and catering arrangements for Horses, Competitors and Grooms, and training and exercise areas, are adequate and suitable in all respects.

3.3 Inspection of the Arenas and Courses to ensure that the technical facilities, requirements and organization are in accordance with the FEI Combined Driving Rules and associated Regulations.

3.4 To ensure that the Courses and Obstacles are fair and safe and that knowledge of local conditions does not give an advantage to Competitors from the Host Nation.

3.5 To instruct the Organizing Committee and Course Designer to make any alterations which he considers necessary.

3.6 To ensure that Time Keepers, Ground Observers, Obstacle Judges and Scorers are correctly instructed in their duties, including the use and reading of chronometers and stop-watches.

3.7 To report to the President of the Ground Jury that the relevant Course is ready for the start of the Competition.

3.8 To continue to supervise the technical conduct of the Event, including the transfer of data to the Scorers, after the President of the Ground Jury has assumed control of the Event.

4. Assistant Technical Delegates

4.1 For World Championships the Assistant Technical Delegate may be from the Host Country and must hold at least the status of International Candidate Technical Delegate.

4.2 If appointed for CAI and CAIO events, the Assistant Technical Delegate may be from the Host Country and must have a minimum of 5 years experience in that capacity, having fully complied with the conditions laid down in Annex 3.2.

4.3 For Championships an Assistant Technical Delegate must be appointed and the Organizing Committee is responsible for the Assistant Technical Delegate's expenses.

4.4 The appointment of an Assistant Technical Delegate is optional for CAI and CAIO Events; if appointed, the Organizing Committee is responsible for the Assistant Technical Delegate's Expenses.

5. Conflict of Interest

See DC106.4.3.

DC108 [FEI Article 908] VETERINARY DELEGATE/VETERINARY COMMISSION

During USEF licensed National Competitions/Events, if any conflict arises between FEI and USEF Veterinary Regulations, then the Veterinary Regulations and procedures of USEF shall prevail.

1. Championship and CAIO

The composition of the Veterinary Commission, which is compulsory for Championship and CAIO events, and the appointment of its President and Members, must be in accordance with the current FEI Veterinary Regulation Art 1008.

2. CAI-A and CAI-B

The Organizing Committee must appoint a Veterinary Delegate selected from the List of Event Veterinarians in accordance with the FEI Veterinary Regulations.

2.1 At USEF Sanctioned National Competitions/Events:

2.1.1 *The Organizing Committee shall appoint at least one veterinarian as the Veterinary Official responsible for carrying out these Rules. He is the Official Advisor on all veterinary matters to the Organizing Committee and to the Appeal Committee and, during the Competition, to the Ground Jury.*

2.1.2 *The veterinary supervision of events is the responsibility of the Veterinary Official and his assistants, forming a Veterinary Commission. The Veterinary Commission shall*

arrange for or assist in the treatment of horses entered in the event, and answer any questions and settle any problems concerning the health, hygiene, food, drug and veterinary control measurers.

- 2.1.3 The Organizing Committee is responsible for providing the necessary facilities and the Veterinary Commission is responsible for the organization of the Veterinary Examinations and Inspections.
- 2.1.4 It is vitally important to ensure that an adequate veterinary first aid service is within quick and easy reach of all parts of the course of the Marathon, and transportation facilities for severely injured or dead horses must be within easy reach of all obstacles and the veterinary first aid stations.
- 2.1.5 The Veterinary Commission may bring to the attention of the Technical Delegate any features which are considered to be dangerous and might cause injury to the horses on the Marathon courses. Special attention should be paid to soft, slippery or rough surfaces, to the construction of obstacles and to any projecting nails, spikes, sharp corners, dangerous roots or branches.
- 2.1.6 Veterinary services must be available at the compulsory rest halt before Section E and a veterinary first aid station must be established at the finish of the Marathon course, properly equipped to deal with injuries and exhaustion. All horses completing the course should be checked immediately after finishing for injuries, their physical state assessed, including respiration, pulse and temperature as deemed advisable, and again thirty minutes later if considered necessary.

DC109 [FEI Article 909] STABLE SECURITY

1. **Championship, CAIO**
See FEI Veterinary Regulations.
2. **CAI- A and CAI- B**
Central stable areas are not required, but the Organizing Committee is responsible for the control of all stable areas so that the following minimum security requirements are met:
 - 2.1 The Welfare of the Horse is the first priority.
 - 2.2 Security and supervision of the Stable Area(s) must be maintained whenever any stables are occupied.
 - 2.3 Security fences are not obligatory, but fences and gates may be installed for safety and security reasons at the discretion the Organising Committee.
 - 2.4 The stabling area must be approved by the Technical Delegate in conjunction with the FEI Chief Driving Steward, taking into account DC109.2.1 and 2.3.
3. *At USEF licensed National Competitions/Events, Stable arrangements and security are at the discretion of the Organizer and approval of the Technical Delegate. Arrangements must be published with the Prize List/Omnibus.*

DC110 [FEI Article 910] COURSE DESIGNER

1. **Appointment**
At World Championship Events a Course Designer from the list of FEI Official International Course Designers is appointed by the Organizing Committee and the Host Federation after prior approval by the FEI Driving Committee. (FEI General Regulations, Article 151)
2. **Selection**
 - 2.1 At Championships, the Course Designer must be selected from the list of Official International Course Designers. At CAIO and CAI-A Events, the Course Designer must be selected from the List of Official International or International Course Designers.
 - 2.2 At CAI-B events, The Course Designer must be selected from the Lists of Official International, International, or International Candidate Course Designers.
 - 2.3 The Course Designer may be the same person for each Competition, or there may be a different Course Designer for each Competition.
 - 2.4 The name or names of the Course Designer(s) must be published in the Schedule for the Event.
 - 2.5 Only the Course Designer and his staff may alter or work on any part of the Driven Dressage Arena, the Marathon and Obstacle Cone Driving Course. Any Competitor,

or persons associated with a Competitor, who tamper with any part of the Arena or Courses will entail Disqualification of that Competitor.

- 2.6 **For USEF licensed National Competitions/Events** (other than those listed above). The Course Designer may act in that capacity only and may have no other duties, and must be chosen from:

2.6.1 The USEF list of Combined Driving Course Designers

2.6.2 The list of FEI Candidate, International, or Official International Course Designers.

2.6.3 The list of approved Combined Driving Course Designers of another country with an approved USEF Guest Card.

3. Duties

3.1 The Course Designer is responsible, under the supervision of the Technical Delegate, for:

3.1.1 Laying out and measuring the Arena for Competition A;

3.1.2 Laying out and measuring the Course, and for the construction of the Obstacles, in Competition B;

3.1.3 Designing, laying out and measuring the Obstacle Cone Driving Course in Competition C.

3.2 The President of the Ground Jury may only order the Competition to start when the Technical Delegate has reported that the relevant Course is ready.

4. Conflict of Interest

See DC106.4.3.

DC111 [FEI Article 911] FEI CHIEF DRIVING STEWARD

1. Appointment

1.1 At all Championships the FEI will appoint a Steward, selected from those on the list of FEI Stewards who have not been resident in the country in which the Championship is to be held.

1.2 At all other International Events, the Organizing Committee must appoint a FEI Chief Driving Steward, selected from the List of FEI Stewards.

1.3 **At USEF licensed National Competitions/Events**, the appointment of a Steward is at the option of the Organizer. When utilized, the Chief Steward must be chosen from the USEF or FEI list of approved Stewards. The President of the Jury may assign the above responsibilities to other qualified individuals.

2. Duties

2.1 Driving Stewards are responsible for:

2.1.1 Checking and measuring all the Vehicles after Competitions A and C; at the Start of Section E in Competition B and, if necessary, at the end of section E.

2.1.1.1 **At USEF licensed National Competitions/Events**, this rule will apply where practicable for the Organizing Committee.

2.1.2 Checking the bit of every Horse after Competitions A and C, and before and after Competition B. Unacceptable bits must be reported to the President of Jury.

2.1.3 Checking that Competitors comply with the Rules pertaining to Advertising.

2.1.4 Reporting to the President of the Ground Jury any contravention of the Rules pertaining to Vehicles, lamps, tires, Harness, bits or Advertising.

2.1.5 Other duties as specified in the FEI General Regulations.

2.1.6 Stewards, or any other Official, must report any incident of cruelty to the President of the Ground Jury as soon as possible.

2.2 The Chief Driving Steward must be clearly identifiable throughout the whole Event.

3. Conflict of Interest

See DC106.4.3.

DC112 [FEI Article 912] APPEAL COMMITTEE

1. Composition

1.1 An Appeal Committee consisting of a President and at least two other Members must be appointed for all Championships and CAIOs. For CAI- A events, the Appeal Committee may, at the discretion of the Organizer, only consist of the President. For CAI- B Events, the appointment of an Appeal Committee is optional. The above should be in accordance with FEI General Regulations.

1.2 At Championship and CAIO events, the President or one Member must be foreign.

- 1.3 The Veterinary Delegate must be in attendance in an advisory capacity for all cases involving veterinary matters, including alleged cruelty to the Horse.
- 1.4 *At USEF licensed National Competitions/Events, an Appeal Committee consisting of a President and two or three members may be appointed, at the discretion of the Organizer, to hear appeals or objections. When necessary, the Veterinary Official must be in attendance in an advisory capacity.*
- 2. Appointment**
 - 2.1 World Championships at the World Equestrian Games. The Bureau of the FEI will appoint the President and members of the Appeal Committee. At all other World Championships, the FEI Driving Committee will appoint the President. The Organizing Committee will appoint the other members.
 - 2.2 All other Championships and International Events. The Organizing Committee will appoint the members with the approval of the National Federation.
- 3. Qualifications**
 - 3.1 The President and the Members of the Appeal Committee must be technically qualified and must be chosen in accordance with the FEI General Regulations, from among the following:
 - 3.1.1 Members of the FEI Driving Committee.
 - 3.1.2 Persons on any of the FEI Lists of Officials, active or retired Judges, Chief Stewards, Technical Delegates, Course Designers and Event Veterinarians.
 - 3.1.3 Senior Level National Judges, as defined in Annex 1, 2.1.1.
 - 3.1.4 For Championships and CAIO events, at least one Member must be or have been an accredited FEI Judge.
 - 3.1.5 For CAI-A and CAI-B Events, names on the list of current or retired Senior Level National Judges, as defined in Annex 1. 2.1.1.
 - 3.1.6 Senior Officers of the National Federation of the host nation.
 - 3.1.7 *At USEF licensed National Competitions/Events, members of an Appeal Committee may be chosen from among the list of USEF Driving officials, or other knowledgeable, technically qualified horsemen, at the discretion of the Organizing Committee.*
 - 4. Meetings**
 - 4.1 Appeals must be heard by all the Members sitting together. The President will decide the time and place of the Meeting.
 - 4.2 The Committee must hear both sides of the case in appeals against decisions by individual Judges and Officials, and in cases referred to it by the Ground Jury, in accordance with FEI General Regulations, Article 160, 165.
 - 5. Decisions**

The decisions of the Appeal Committee are final, except in cases where monetary penalties have been awarded.

 - 5.1 *At USEF licensed National Competitions/Events, there is no appeal against technical decisions under these Rules or for Driven Dressage test marks given by the Ground Jury during a competition.*
 - 5.2 *At USEF licensed National Competitions/Events, a deposit of \$50 must accompany an appeal before it can be dealt with by the Ground Jury or Appeal Committee. A deposit is refunded if the appeal is upheld. If the appeal is not allowed, the deposit is forfeited to the Organizing Committee.*
 - 6. Conflict of Interest**

See DC106.4.3.

DC113 [FEI Article 913] CONDITIONS FOR PARTICIPATION

At the Event, and Driving within the Event Location.

1. Minimum Age of Drivers and Grooms

1.1

Class	Driver
Horses Four in Hand, Tandem	18 years
Horse Pairs	16 years
Horse Single	16 years
All Pony Classes	14 years

- 1.2 Drivers under the age of 18 years must be accompanied by a groom(s) of 18 years and older.
- 1.3 Drivers over the age of 18 must be accompanied by a groom(s) of 14 years and over.
- 1.4 Age is determined from the beginning of the calendar year in which the Driver and grooms reach the designated age.
- 1.5 Failure to comply with any part of this Article entails Disqualification of the Competitor.
- 1.6 *At USEF licensed National Competitions/Events, the following table applies. See GR103.*

Age Of Driver						
Class	Championships		All other events and levels			
	Horses	Ponies	Horses	Ponies	Horses	Ponies
Single	14	14	Drivers under 14 must be accompanied by a knowledgeable adult horseman. All other persons on the carriage must have reached their 14th birthday. Exception: in a driving trial the navigator groom must be at least 10 at training and prelim.			
Pair	16	14				
Tandem	16	14				
Four	16	14				

2. Advertising in Competitions A and C

- 2.1 The name of the harness-maker may appear once on each Harness on a label no wider than the strap on which it appears and not longer than 10 cm.
- 2.2 The name of the Vehicle-maker may appear on a Vehicle on a label of not more than 50 sq. cm.
- 2.3 Identification of clothing manufacturers may appear only once per item on a surface area not exceeding 3 sq. cm.
- 2.4 Whilst present in the Competition Arena: the name and/or logo of the individual's sponsor(s) and team sponsor(s) may appear on the surface area not exceeding 80 sq. cm, only once on jackets or top garments at the height of the breast pockets of Competitors.
- 2.5 Whilst present in the Competition Arena: the name and/or logo of the individual's sponsor(s) and team sponsor(s) may appear on a surface area not exceeding 16 sq. cm on both sides of the Competitor's shirt collar.
- 2.6 The sponsor's name or "logo", or the Competitor's "association", may appear on each side of the Vehicle within a surface area no greater than 400 sq. cm.

3. Advertising in Competition B

- 3.1 Advertising is allowed on Vehicles and all clothing. The name of the harness-maker may appear once on each Harness on a label no wider than the strap on which it appears and no longer than 10cms.
- 3.2 Contravening any of the above advertising articles incurs 20 penalties.

DC-DRIVING-COMBINED

DC114 [FEI Article 914] HORSES**1. Age**

- 1.1 Single Horses must be at least 6 years for all Events.
- 1.2 All other Horses at CAI Events must be at least 5 years old.
- 1.3 All Horses at CAIO and Championships must be at least 6 years old.
- 1.4 *At USEF licensed National Competitions/Events, Horses/Ponies must be a minimum of four years of age to enter any Competition.*

2. Height

Driving Ponies must not exceed 148 cm without shoes, or 149 cm with shoes. All Driving Horses over these heights are classified as Horses. Driving Ponies in Pairs and Four in Hands may not be less than 108 cm without shoes, or 109 cm with shoes. Single Ponies and Tandems must not be less than 120 cm without shoes, 121 cm with shoes.

It is the responsibility of the competitors' National Federation to ensure that ponies competing comply with the above criteria.

- 2.1 *Regarding measurement of ponies at USEF licensed National Competitions/Events, see Appendix H.*
- 2.2 *At USEF licensed National Competitions/Events, a mixed height turnout is not allowed.*

3. Number

- 3.1 The correct number of Horses stipulated for each class must be driven throughout each Competition. Competitors may not remove one or more Horses during a Competition and continue with less than the number stipulated for their Class.
- 3.2 A Horse may only take part once in each Competition.
- 3.3 Failure to comply with either paragraph 3.1 or 3.2 incurs Disqualification.

4 Special Conditions

(See FEI Veterinary Regulations 1011.2.6.3 – 2.6.5)

Mares are not allowed to compete after their fourth month of pregnancy or with a foal at foot. If it is subsequently confirmed that a mare competed under either of these conditions, she will be Disqualified from all Events to which these conditions applied and the Person responsible will be referred to the Secretary General for attention of the Judicial Committee.

DC115 [FEI Article 915] PASSPORTS

All Horses entered for any Competition at a CAI-B in a foreign country, and all Horses entered for CAI-A, CAIO or Championships, whether at home or in foreign countries, must have an official FEI Passport, or a National Passport approved by the FEI, accompanied by an FEI Recognition Card as a means of identification and to establish ownership. (See FEI General Regulations.)

Horses taking part in a CAI-B in their own country are not required to have such a Passport as mentioned above. All such Horses must be properly registered and identifiable by diagram.

1. *At USEF licensed National Competitions/Events, Horses competing in North American CAI and National Competitions/Events may use a valid national passport or verifiable Horse identification when accompanied by a valid negative EIA Test and required vaccination and health certificates.*

DC116 [FEI Article 916] IDENTIFICATION NUMBER**1. Horse**

Horses must be issued with an Identification Number upon arrival at an Event. This number must be attached to the left side of the Horse (Pairs and Fours should have them, visible, on the outside when in harness) at all times within the Event Location, when it is outside its stable.

2. Competitor

Competitors will be allocated an Event Number on arrival and will retain that number throughout the Event. The number must be displayed on any Vehicle used during the Competitions and also while schooling or exercising.

3. Penalties

Failure to display the Event Numbers of Competitors or the identification numbers of Horses will incur a warning for the first occurrence. A repeated offence will incur a Yellow Warning Card imposed by the President of Jury or The Chief Driving Steward.

DC117 [FEI Article 917] PARTICIPATION

1. Method of Driving

Competitors may use any method or style of driving.

2. The Competitor and Grooms

2.1 Each Competitor must drive the same Horse(s) in all the Competitions, except if legally substituted. DC121

2.2 A Competitor or Groom may not participate in Competition B more than once at any Event. DC140.1.1

2.2.1 *At USEF licensed National Competitions/Events, no competitor or groom may participate in Competition B more than once at any Event unless otherwise stated in the Prize List or Omnibus. This second entry must be classified separately (a different division) or as Hors Concours, in which case the H/C entry must be driven after the competing entry. Grooms may compete on more than one Vehicle in Competitions A and C.*

2.3 Groom(s) may participate with more than one Competitor in Competitions A and C.

2.4 The Competitor is the only person permitted to handle the Reins, Whip and Brake throughout each Competition. Each contravention of this Rule, even if to prevent an accident, will entail 20 penalties. However, a Groom may handle the Reins and Brake without penalty in all Competitions provided the Vehicle remains stationary. Exception, see DC126.3.5.

2.5 No person may be tied to the Vehicle in any way during the Competitions. A Competitor may be secured by rope, webbing or belt, provided one end is held by a Groom and not wrapped or fastened to the Vehicle in any way. *Failure to comply will result in Elimination. BOD 1/17/10 Effective 2/1/10*

2.5.1 *Exception: at USEF licensed National Competitions/Events, a Disabled Driver may be attached for support, but must have a method for quick release.*

2.6 Substitution of a groom between the Start and Finish of Section E is not permitted under any circumstances, and will incur Elimination of the Competitor.

2.7 In Competitions A and C, Competitors will be required to salute the Jury, unless time or layout of the Course prevents it.

2.8 Passengers may not ride on the Vehicle during Competitions A, B or C.

3. Whip for Competitions A and C

3.1 The Competitor must carry a whip of traditional style. The lash, which may be tied to the stick, must be capable of release, and must be long enough to reach all the Horses.

3.2 A Competitor must enter the arena with a whip in hand or incur 10 penalty points.

3.3 If a Competitor drops or puts down his whip when in the arena, or if it is not held in the hand, he will incur 10 penalty points.

3.4 The whip, if dropped, need not be replaced and the Competitor may finish without a whip. However the groom may hand the driver a spare whip and there will be no penalty.

4. Whip for Competition B

The whip can only be used by the Competitor (Driver). Failure to comply will incur 20 penalties.

5. Dress in Competitions A & C

5.1 The dress of Competitors and Grooms must conform to the style of the Vehicle and Harness used.

5.2 Jackets or national dress, driving aprons, hats and gloves are obligatory for Competitors.

5.3 Grooms must wear jackets or national dress, hats and gloves.

5.4 The President of the Ground Jury may decide that:

5.4.1 Jackets may be removed in excessively hot and humid weather;

5.4.2 Jackets are not required in special circumstances;

- 5.4.3 Wet weather clothing may be worn and aprons not required in extremely wet weather.
- 5.5 Penalties for improper dress are stated under DC137 & DC157.

6. Dress in Competition B

- 6.1 Less formal dress is acceptable in Competition B for the Competitor and Grooms: shorts are not permitted; Infringement will incur 10 penalties per person.
- 6.2 Competitors and Grooms must wear securely fastened protective head gear *and back protectors* on Section E. Infringement will incur Elimination.

BOD 1/17/10 Effective 2/1/10

- 6.3 At **USEF licensed National Competitions/Events**: All persons in the Vehicle in Competition B, Marathon, Section E, Obstacles, must wear properly fastened protective headgear which meets or exceeds ASTM (American Society for Testing and Materials)/SEI (Safety Equipment Institute) standards for equestrian use and carries the SEI tag. It must be properly fitted with Harness secured. The responsibility for compliance rests with all the persons in the Vehicle. Failure to comply results in elimination, and the competitor will not be allowed to continue in the Marathon.

- 6.4 At **USEF licensed National Competitions/Events** protective vests and Medical Armbands are strongly recommended.

7. Hors Concours

No Competitor may take part "Hors Concours" in any International Competition.

- 7.1 At **USEF licensed National Competitions/Events**, a Competitor may enter as Hors Concours at the discretion of the Organizer subject to scheduling limitations and Rule DC117.2.2.

DC118 [FEI Article 918] VEHICLES

1. Weights and Dimensions

- 1.1 For Competitions A and C Vehicles must comply with the following:

Class	Wheels	Grooms	Min. Width
Horse Four-in-Hand	4	2 behind	158 cm
Pony Four-in-Hand			138 cm
Horse Pair	4	1 behind	148 cm
Pony Pair			138 cm
Horse Tandem	2 or 4	1 behind or beside	138 cm
Pony Tandem			
Horse Single	2 or 4	1 behind or beside	138 cm
Pony Single			

- 1.2 For Competition B the Marathon Vehicles must comply with the following:

Class	Wheels	Min Weight	Grooms	Min. Width
Horse Four-in-Hand	4	600 kg	2 behind	125 cm
Pony Four-in-Hand		300 kg		
Horse Pair	4	350 kg	1 behind	125 cm
Pony Pair		225 kg		
Horse Tandem	2 or 4	150 kg	1 behind or beside	125 cm
Pony Tandem		90 kg		
Horse Single	4	150 kg	1 behind	125 cm
Pony Single		90 kg		

- 1.3 In all Classes, if the Vehicle has no brakes, breeching is compulsory. Failure to comply entails 10 Penalties.
- 1.4 No part of a Vehicle may be wider than the outside Track Width, with the exception of Hub Caps and the Splinter Bar.
- 1.5 The Track Width of all Vehicles is measured at ground level on the widest part of the rear wheels.
- 1.6 The same Vehicle must be used for Competitions A and C.
- 1.7 Artificial extensions to increase the measured width of a Vehicle are not permitted in Competition C.
- 1.8 The President of the Ground Jury will decide whether all, or a random selection, of Vehicles will be weighed after Competition B.
- 1.9 All Vehicles will be measured before the start of Section E, Competition B. (See DC111.2.1.1.)
- 1.10 Competitors whose Vehicles do not conform to the required weights or measurements will be Eliminated from the relevant Competition.
- 1.11 In Competitions A and C, if the Vehicle overturns the penalty will be Elimination.
- 1.12 *At USEF licensed National Competitions/Events, in case of infringement of these guidelines, the Ground Jury may at its discretion eliminate a competitor in severe circumstances.*

2. Equipment

Vehicles used in Competitions A and C must be fitted with forward facing lamps and rear lamps or reflectors (penalties as per incorrect presentation). See DC137.1.6 and DC157.3.

- 2.1 *In all USEF licensed National Competitions/Events, Competitors may carry whatever spares they require.*

3. Tires

Pneumatic or air-filled tires are not permitted. Vehicles must be fitted with iron or solid rubber tires. The outer surface of the tire must be smooth. Failure to comply entails Elimination.

DC119 [FEI Article 919] HARNESSSES

1. General

- 1.1 It is not necessary to use the same Harness for Competitions A and C, but in both Competitions, it must be safe, clean and uniform in appearance and in a style appropriate to the turnout.

- 1.2 The Horses must be properly harnessed to the Vehicle, including the Reins.

- 1.3 Bits do not need to be identical.

2. Bandages and Brushing Boots

- 2.1 Bandages and Brushing Boots are not permitted in Competition A. Failure to comply entails 10 penalty points.

- 2.2 If a penalty is applied under 2.1 above, the Bandages or Brushing Boots must be removed immediately after leaving the Arena and the Horse(s) inspected by a Vet or an FEI Steward, who will report his findings to the President of Jury.
3. **Connecting Straps.**
Connecting straps between neck or breast collars may be used in all Competitions. The leaders of a Four-in-Hand may not be attached to each other in any other way (except by the Reins).
4. **Auxiliary Reins**
Auxiliary Reins (including any type of check reins) are not permitted when in harness.
5. **Tails**
Tails may not be tied or attached to any part of the Harness or Vehicle, with the exception of a recognized tail guard. No other ancillary device which restricts the free movement of the Horse's tail is permitted.
6. **Leverage Devices**
All rings, terrets and/or other devices which have an extreme leverage effect on the reins or bits are forbidden at any time within the Driving Event Location.
7. **Bits**
Bitless bridles (hackamores) are not permitted when the Horse is harnessed to a Vehicle.
8. **Tongues**
Tongue straps or guards on the bit are not permitted and the tongue may not be tied in any manner.
9. **Impaired Vision**
No attachment or ancillary Harness is permitted to be positioned between the wheelers and the leaders, in such a way as to impair the vision of either of the wheelers.
10. **Application or Use of Devices, Substances or Implements**
An attachment to the pole, traces or shafts, application or use of any substance, device, or implement which may cause irritation or discomfort to the Horse is forbidden within the Driving Event Location.
11. **Penalties**
Contravention of any paragraph in this Article during Competitions A, B and C will incur Elimination of the Competitor. Exception, see DC119.2.
Contravention at any other time, within the Driving Event Location, with the exception of DC119.2, either a verbal warning or a Yellow Warning Card will be given. For a second offence at the same event, The Jury will decide the Penalty, up to and including Disqualification.

DC120 [FEI Article 920] SHOES

Any conventional type of shoe is permitted. Lost, damaged or spread shoes may be replaced during Competition B, but no time allowance will be given.

DC121 [FEI Article 921] SUBSTITUTIONS

1. **Substitutions before an Event**
- 1.1 In the event of an accident or an illness to either a Competitor or to a Horse before the Event, substitutions may be made, with the following conditions, provided the Organizing Committee gives its approval before the start of the Event (as defined in DC103.1).
- 1.2 The Competitor produces a certificate from an officially recognized Doctor/Veterinarian to the effect that the Competitor/ Horse is not fit to compete, or
- 1.3 Veterinary Commission/Delegate advises, and the Ground Jury concurs, that a Horse is not fit to take part.
- 1.4 A Horse or Competitor, or a combination of Horse and Competitor, may only be replaced by a Horse and/or Competitor in the same class from the Nominated Entry List. Exceptions see DC105.6.5. and DC121.2.4.
2. **Substitutions during an Event**
- 2.1 Substitution of Horses or Competitor during a Competition is not permitted; the penalty will be Disqualification.

- 2.2 Competitors in Four-In-Hand classes may start each Competition with any 4 of their 5 declared entries.
- 2.3 Competitors in Pair and Tandem classes may start each Competition with any 2 of their 3 declared entries.
- 2.4 Competitors in Single classes are not permitted to make any substitutions, except where the Event includes classification for National Teams at Championships and CAIOs (see DC105.6.5 and DC105.7.4), when only one substitution per team may be made not later than 1 hour before the start of Competition A.

DC122 [FEI Article 922] DECLARATION OF STARTERS

1. Declaration of Starting Horses

- 1.1 Chefs d' Equipe must declare the Entries for the Official Team Competition and the names of Individual Competitors by the time laid down by the OC in accordance with the Rules. See FEI General Regulations Article 121.
 - 1.1.1 *The provisions of this Rule do not apply to USEF licensed National Competitions/Events.*
- 1.2 Chefs d'Equipe (At CAIs, the Competitors) must declare in writing at least one hour before the scheduled start time of the Competition the names of the Competitors' Horses, chosen from those already definitely entered and approved at the First Inspection, who will be starting in each Competition.
- 1.3 At all CAI Events additional Horses may be brought to the Driving Event Location at the discretion of the Organizing Committee, provided they can be properly identified by an identifying colored number which must be attached to the Harness at all times when the Horse is out of the stable. The Horses must comply with all the FEI Veterinary Regulations. The additional Horse must be presented and identified at the First Inspection, where the FEI Chief Driving Steward will also paint one hoof in a distinctive color and ensure that the paint mark remains visible throughout the Event.

DC123 [FEI Article 923] ORDER OF STARTING

1. Competitions for Individual Entries (CAI)

- 1.1 The Entry Numbers of all starters will be placed in one receptacle and the numbers of the starting positions in another. A draw will be made to determine the order of starting by drawing an Entry number and then a starting number.
- 1.2 An order of starting may be drawn by random computer generation, at the discretion of the Organizing Committee.

2. Draw for CAIOs & Championships

- 2.1 Draw for starting positions of Individual Competitors in Driven Dressage
 - 2.1.1 Draw Competitors' name
 - 2.1.2 Draw Position (President of Jury or Foreign Judge to Draw).
 - 2.1.1 Enter name in Starting Order this is then repeated for all Individual Competitors.
 - 2.1.3 *At USEF licensed National Competitions/Events, the method of determining the order of starting for Competition A for Advanced division competitors will be at a time determined by the Organizer and published in the Prize List/Omnibus:*
 - 2.1.3.1 *Random computer generation used in the electronic scoring program.*
 - 2.1.3.2 *A draw wherein Drivers will pull a number from a receptacle containing time for the starting positions. This may be done at the either the time of Registration or at the First Inspection.*
- 2.2 Draw for order of Nations with Teams.
 - 2.2.1 Draw Nation.
 - 2.2.2 Chef d'Equipe draws Position of Nation.
 - 2.2.3 Nation position entered.
 - 2.2.4 Chef d'Equipe names first Team Member.
 - 2.2.5 Chef d'Equipe then draws for position A, B or C.
 - 2.2.6 Competitors Name is entered in appropriate position.
 - 2.2.7 This is then repeated for remaining Team Members.
 - 2.2.8 Procedure is then repeated for All Nations.
 - 2.2.9 Nations are then put into numerical order.
- 2.3 Enter Team Competitors in Starting Order Dressage.
 - 2.3.1 Competitor A of Nation 1 is entered in first free starting position.

- 2.3.2 Competitor A of Nation 2 is entered into next free position.
- 2.3.4 Repeated for all remaining Nations.
- 2.3.5 Competitor B of Nation 1 is entered into next free position.
- 2.3.6 Competitor B of Nation 2 is entered into next free position.
- 2.3.7 Repeated for all remaining Nations.
- 2.3.8 Then repeated for Competitor C.
- 2.4 Starting Order for Driven Dressage Complete.
- 2.4.1 Determine split for Marathon.
- 2.4.2 The Individual Competitors and the positions for each official Team Member in the second half of Competition A will start first in Competition B (refer to DC123.2.3 above). If there is an uneven number of Competitors the groups will be divided in such a manner that there will be one more Competitor in the first group to start in Competition A.
- 2.4.3 Example 1: Driven Dressage 1-2-3-4-5.....> Marathon 4-5-1-2-3
- 2.4.4 Example 2: Driven Dressage 1-2-3-4.....>Marathon 3-4-1-2
- 2.4.5 Position of Team Members in Starting Order Marathon.
- 2.4.6 Chefs d'Equipe of Teams may exchange Competitors' positions within their Team, following the drawn order of National Teams.
- 2.4.7 Teams with two competitors may not move to an empty position.
- 2.4.8 Marathon Starting Order Complete.
- 2.5 Order of start for Competition C
- 2.5.1 The order of starting will be:
- 2.5.2 Retired Competitors, followed by,
- 2.5.3 Eliminated Competitors, followed by,
- 2.5.4 The remaining Competitors, commencing with the one with the highest number of penalties after Competition A and B, so that the Competitor with the least number of penalties achieved without Retirement or Elimination will start last.
- 2.6 In the event of Competitors having equal scores, the procedure in DC125.3 will apply.
- 2.7 At **USEF National Competitions/Events** licensed one or two day events, starting order will be determined by the Organizing Committee.

DC124 [FEI Article 924] EXAMINATION AND INSPECTIONS

Reference: FEI Veterinary Regulations.

- 1. **First Examination.**
At **USEF licensed National Competitions/Events**, the First Examination is not required.
 - 1.1 This must take place at all Events upon arrival of competing Horses, and in any case before they enter the Event stables.
 - 1.2 The purpose of this First Examination is to establish the Horses' identity by checking the Passport and any other relevant documents, and to establish its general state of health.
 - 1.3 The First Examination must be performed by the Veterinary Delegate or a Treating Veterinarian of the host country.
 - 1.4 Any doubtful cases concerning identity or health must be reported to the Veterinary Delegate (if he does not perform the First Examination himself) or to the Veterinary Commission as soon as possible and in any case no later than one hour before the First Inspection.
- 2. **First Inspection.**
 - 2.1 This must take place at all Events before the start of Competition A. It must be performed under the direction of the President of the Ground Jury, together with at least one other Member of the Ground Jury, the Veterinary Delegate and/or the President of the Veterinary Commission. See FEI Veterinary Regulations and Guidelines for Organizers and Officials for details.
 - 2.2 For safety reasons, Horses must be presented in bridles and shown on a loose rein or lead. Each Horse must display its identity number (DC116.1).
 - 2.3 Horses are not permitted to wear bandages or rugs.
 - 2.4 No Horse may be presented with its identity concealed in any manner by application of paint or dye.

- 2.5 One FEI Driving Steward with a Whip must be present. He is the only person who may assist if a Horse refuses to trot. Handlers may not carry a Whip while showing the Horse. The use of a short whip for restraint of stallions and difficult Horses may be allowed by the Inspection Panel upon request. (See FEI Veterinary Regulations Art 1011.8.6.)
- 2.6 The Inspection consists of an initial observation of the Horse standing still. It must then be walked in front of the Inspecting Committee, and then trotted 30 meters away from the Committee before returning towards the Committee at the trot.
- 2.7 A Veterinarian may be allowed to handle a limb or other parts of the body, but he may not perform any other clinical tests (i.e., flex a limb, or walk or trot a Horse in a circle; see FEI Veterinary Regulations, Article 1011.7.1.3.)
- 2.8 In exceptional or doubtful cases, the Inspecting Committee may direct that a Horse be placed in an officially supervised holding area for a further inspection to take place at a convenient time during the Inspection.
- 2.9 In exceptional cases, any Horse which is required to be re-inspected on the following day and passes the re-inspection must be sampled for forbidden substances before it is allowed to take part in Competition A. The Competitor will be required to pay the cost of the test as laid down by the OC. This must be paid to the OC before starting Competition A.
- 2.10 Only a member of the Ground Jury has the authority to Disqualify any Horse which is considered to be unfit for the Event (marked lameness, serious injury or poor general condition). A Veterinarian has no authority to disqualify a Horse.
- 2.11 In all cases of further inspection resulting from 2.8 above, or re-inspection on the following day resulting from 2.9 above, each Member of the Ground Jury and the Veterinary Delegate will be issued with a Voting Slip on which they must indicate with an x either Yes or No as to whether they consider the Horse fit to compete. These forms will be handed to the President of Jury who will announce the majority decision as to whether the Horse may compete. *When there are two lanes of horses being inspected the whole Jury will come together along with the chief Veterinary officer from each lane. The President of Jury will, at all times, have the casting vote if there is a tie in the voting.* There is no Appeal against this decision.

BOD 1/17/10 Effective 2/1/10

3. Second Inspection.

- 3.1 This must take place at all Events during, and at the site of, the 10 minute Compulsory Rest prior to the Start of Section E in Competition B. One Member of the Ground Jury and a Veterinarian are responsible for this Inspection. It must be performed carefully but rapidly so that the Competitor has time to care for his Horses before the start of Section E.
- 3.2 The fitness of the Horses must be determined by clinical observation, which may include measuring the heart rate, the respiratory rate and the temperature in accordance with the FEI Veterinary Regulations. These observations must be recorded.
- 3.3 The Ground Jury member must Eliminate the Competitor if his Horse is considered to be lame, injured or obviously exhausted and unfit to continue the Competition.

4. Second Examination.

The Second Examination must take place at the finish of Section E of Competition B at all Events. It must be performed under the supervision of a Treating Veterinarian in case any Horse needs immediate treatment. The Veterinarian has no authority to Disqualify a Horse. He must report his findings to the Veterinary Delegate and President of Jury as soon as possible after the last Competitor has completed Competition B.

5. Final Observation before Competition C.

- 5.1 The Final warm-up Observation must be carried out before any Horse starts Competition C. It must be performed by an Inspecting Committee consisting of one Member of the Ground Jury together with the Veterinary Delegate, or the Veterinary Commission. The Final warm-up Observation is obligatory at all Events. If a Horse which is competing in Competition C is not presented, it will be Eliminated, and the Competitor given a Yellow Warning Card.

- 5.2 Horses will be inspected harnessed to their Vehicles. Leg bandages, over-reach boots and brushing boots are permitted, but must be removed if required by a member of the Veterinary Commission.
- 5.3 Only the Ground Jury Member has the authority to Disqualify the Horse if considered to be unfit to continue the Event.
- 5.4 *At USEF licensed National Competitions/Events, the final warm-up observation is only required for three-day events when Competition C follows Competition B.*
- 6. Removing a Horse from Competition.**
- 6.1 Each member of the Ground Jury has the right and duty to Eliminate any Horse at any time during Competition B which is evidently lame, injured or unfit to continue. No Appeal may be made against a decision taken under the terms of this Article.
- 6.2 The Technical Delegate may stop a Competitor if, in his opinion, the Horse is unfit to continue the Competition. A hold up time will be recorded, pending confirmation by a member of the Ground Jury.
- 6.3 The Competitor may Retire at any time. See DC102.6.
- 7. Medication Control.**
- This must be conducted in accordance with FEI General Regulations (Article 143), and the FEI Veterinary Regulations.
- 7.1 *At all divisions of USEF licensed National Competitions/Events, the use, control and testing of, or for, medication and other foreign substances shall be in accordance with USEF Rules and Regulations.*

DC125 [FEI Article 925] CLASSIFICATION

1. Competitions

- 1.1 At the conclusion of each Competition, the Competitors will be classified according to the penalties received in that Competition.
- 1.2 The Competitor with the least number of penalties in each Competition is the winner of the respective Competition.
- 1.3 Scores will be calculated to two decimal places.

2. Events

- 2.1 The Final Classification for individuals is determined by adding together the penalties received in each Competition. The Competitor with the lowest number of penalties is the winner of the Event.
- 2.2 Competitors who are Eliminated, Disqualified, Retire, or Withdraw in any one of the Competitions cannot be included in the Final Classification. They will only be listed on the result sheet as having been: Eliminated (E), Disqualified (D), Retired (R), or Withdrawn (W).

3. Equality of Scores

If there is an equality of scores on completion of the three Competitions, the Competitor with the least number of penalties in Competition B will be classified above the others. If there is still an equality of points, the scores in Competition A will be the deciding factor.

4. Team Classification

This is determined by adding together the scores of the two Competitors in each National Team with the lowest penalties in each Competition. Only the scores of those Team Members who have completed all three Competitions can be counted towards the final team scores.

5. Combined Championships

- 5.1 One or two Singles, one or two Pairs and one or two Four- in-hand will form a Team.
- 5.2 The Team classification will be determined by adding together the scores of the best Team Competitor in each Competition for Single, Pair and Four-in-Hands. Only those scores of the Team Members who have completed all three Competitions without Elimination can be counted towards the final Team scores.
- 5.3 In case of equality of scores, DC125.3, Classification of the best Team Members of the Single, Pair and Four-In-Hands in Competition B will be classified above the others. If there is still an equality of points, the scores in Competition A will be decisive in determining the winner of the Event.

6. Names of Horses

The names of the Horse(s) must appear on the Final Score Sheet, including the name of the Reserve Horse if it took part in any of the Competitions.

7. Protests and Appeals

7.1 Protests. See FEI General Regulations.

7.2 Appeals. See FEI General Regulations.

8. Official Results

Results are "Official" as soon as they have been confirmed and signed by the President of the Ground Jury.

DC126 [FEI Article 926] OUTSIDE ASSISTANCE

1. Definition

Any intervention by a third party not riding on the Vehicle, whether solicited or not, with the object of facilitating the task of the Competitor or helping his Horses, is considered to be Outside Assistance.

2. Prohibited Outside Assistance

2.1 *In Competition A grooms must remain seated in their proper position between entering and leaving the Arena unless as otherwise defined within the rules. In Competition C grooms must remain seated in their proper positions between the Start and Finish line unless as otherwise defined within the rules. Failure to comply will result in elimination. See also DC156.1.8.* They are not permitted to handle the Reins, the Whip or the Brake, nor speak or indicate the Course to the Competitor. However the Groom may handle the Reins, Whip and Brake without penalty provided the Vehicle remains stationary. Exception: If the bell has been rung by the President of Jury and the Competitor has failed to hear the bell; the Groom may advise the Competitor that the bell has been rung. *BOD 1/17/10 Effective 2/1/10*

2.2 In Competition B, to have a person at an Obstacle for the purpose of assisting a Competitor or Horses by any means whatsoever.

2.3 To have any person on a Vehicle during Competition B who has already been round the course on another Vehicle.

2.4 Obstacle Observers, Ground Observers, Time Keepers or any other Officials may not give directions, advice or information to the Competitor, while he is on the Course in Competition B, in order to assist him. Exception DC146.7

2.5 Competitors and Grooms may not use any form of electronic communication equipment while competing on Course during the Competitions.

3. Permitted Assistance

The following are considered to be permitted outside assistance:

3.1 Assistance during compulsory rests and in neutral zones between Sections.

3.2 Assistance to avoid accidents.

3.3 Assistance in righting an overturned Vehicle.

3.4 Assistance to Horses as a result of an accident inside an obstacle, providing the Grooms are dismounted.

3.5 Assistance by the Groom whereby a Horse is led through an Obstacle by the bridle ends of the reins while harnessed to the Vehicle in either Competition B or Competition C will incur 20 penalties for the assistance, but no further penalties for the groom dismounting.

4. Penalty

4.1 The circumstances of each incident must be assessed by the Ground Jury after seeking the opinion of any responsible Official having knowledge of the incident.

4.2 Any Competitor who has received Prohibited Outside Assistance will be Eliminated by the Ground Jury.

DC127 [FEI Article 927] CRUELTY

1. Definition

Excessive pressing of exhausted Horses; excessive use of a whip; an unacceptably severe, badly fitting, broken or damaged bit; badly fitting Harness which might cause distress to the Horse; damage to a Vehicle which might cause injury to the Horse; or any other action which, in the opinion of the Ground Jury, is clearly and unmistakably an act of cruelty.

2. Reporting

Stewards, or any other Official, must report any instance of cruelty to the President of the Ground Jury as soon as possible.

3. Penalty

Any act that can be clearly defined as Cruelty, in the opinion of the Ground Jury, will be penalized by Disqualification from the Event.

DC128 [FEI Article 928] TRAVEL, EXPENSES AND ACCOMMODATIONS

The provisions of this Rule do not apply to USEF licensed National Competitions/Events.

1. Expenses and privileges

Expenses and privileges are laid down in FEI General Regulations.

2. Meals, Accommodation

The Organizing Committee is responsible for the Travel Expenses, meals and accommodations of the Ground Jury, Appeal Committee, the Veterinary Commission, the Technical Delegate, the Assistant Technical Delegate, the FEI Chief Driving Steward and the Course Designer.

3. Transportation during the Event

If the situation necessitates, the Organizing Committee must provide transportation for the President and Members of the Ground Jury, Appeal Committee, Veterinary Commission, Technical Delegate, and Course Designer.

SUBCHAPTER II COMPETITION A – DRIVEN DRESSAGE

DC129 [FEI Article 929] PRINCIPLES

1. The Object

The object of the Driven Dressage Test, Competition A, is to judge the freedom, regularity of paces, harmony, impulsion, suppleness, lightness, ease of movement and correct bending of the Horses on the move. Competitors will also be judged on style, accuracy, and general control of their Horses, and also on their dress, condition of their Harness and Vehicle and the presentation of their whole turnout.

DC130 [FEI Article 930] THE ARENA

1. The Arena

1.1 The Driven Dressage Arena must be 100m x 40m and laid out in accordance with the Appendices for all classes at Championship and CAIO events and for all classes of Four- in-Hand at CAI Events.

1.2 At CAI Events a smaller Arena, measuring 80m x 40m and laid out in accordance with the Appendices, may be used for all classes of Singles and Pairs, in which case the loops of the serpentine must be reduced from five to three.

1.3 Organizers must ensure that arrangements are in place to ensure that spectators cannot approach closer than 5 meters from the edge of the Arena.

DC131 [FEI Article 931] DRIVEN DRESSAGE TESTS

1. Approved Tests

Details of approved FEI Driven Dressage Tests are shown on the FEI Website. The Schedules for all Events must state clearly which of these Tests is to be used.

2. Free Style Tests

2.1 The Organizing Committee may arrange a Free Style Driven Dressage Competition with or without music, provided that it is not part of the Combined Driving Event. The method of scoring must be clearly explained in the Schedule. The Judges should give one set of marks for content, another for general impression and a third for the interpretation of the music if required.

2.2 The program selected by the Competitor should not exceed the time designated by the OC. The President of the Ground Jury must ring the bell for the first time one minute before the end of the time allowed. The bell will be rung again at the end of the time allowed to indicate that the Competitor must bring his performance to an end immediately.

3. Demonstration Dressage Test

3.1 At Championships and CAIO events, one Demonstration Dressage Test may be driven no later than 30 minutes before the start of Competition A.

- 3.2 The Technical Delegate must decide, together with the O.C., whether a Demonstration Test will be a Single, Pair or Four- in- Hand when the Event consists of more than one Class.
- 3.3 This requirement is optional at CAI-A and CAI-B Events.

DC132 [FEI Article 932] CONDITIONS

1. Entry

1.1 A Competitor who enters the Arena before the starting signal or who fails to enter the Arena within 90 seconds of the starting signal may be Eliminated, at the discretion of the President of the Ground Jury.

1.1.1 *At USEF licensed National Competitions/Events, should there be any difficulty entering the arena, the Competitor may request permission from the Ground Jury to be led into the arena by the groom(s). No Competitor can be required to drive before his scheduled time.*

1.2 In Championships any Competitor who exceeds the published maximum score of driven penalty points in Competition A, Driven Dressage, will not be allowed to continue in Competitions B and C. see DC105.3.2.

2. Memory

The Driven Dressage Test must be driven from memory.

3. Lameness

3.1 If the President of the Ground Jury observes a case of marked lameness, he must Disqualify the Horse and Eliminate the Competitor. There can be no appeal against this decision.

3.2 In doubtful cases, after the Competitor has finished his Test, the President of the Ground Jury may have the Horse checked immediately by the Veterinary Delegate outside the Arena *while harnessed to the vehicle. BOD 1/17/10 Effective 2/1/10*

3.3 In Competitions where additional Dressage Arenas are being used, the references to the President of the Ground Jury in 3.1 – 3.2 above shall be responsibility of the Judge at C of the applicable Arena.

4. Welfare

See DC101.

5. Treating Veterinarian

At CAI's a Treating Veterinarian appointed by the Organizing Committee must be available to the Jury, under arrangements approved by the President of Jury. At Championships and CAIO's they must always be available.

DC133 [FEI Article 933] JUDGING

1. Positions of Judges

When there are 5 Judges officiating in Test 8a, the President will be seated at C. One Judge on each side of C, 5 meters in from the long side of the Arena and the remaining Judges will be seated at B & E. When there are 3 Judges officiating, the President must be seated at C, with the remaining 2 Judges at B and E. For all other Tests the Judges may be seated at CRSVP if there are 5 Judges, and CBE if there are 3 Judges.

2. Allocation of Marks

The Judges will allocate their marks individually and there will be no consultation among Judges once the Competitor has started the Test.

3. Multiple Turnouts

Pairs, Tandems and Four in Hands will be judged as a whole and not as individual Horses.

4. Pace

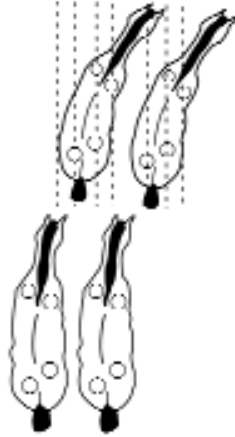
The definition of paces under DC134, Movements, will apply to all types and breeds of Horses.

5. Start and Finish

The Test Starts as the Competitor enters the Arena at A, unless otherwise stated, and Finishes with the final salute. Tests are not timed. The Competitor will leave the Arena at a trot.

DC134 [FEI Article 934] MOVEMENTS

1. **Halt**
The Horse must stand square and straight with the weight evenly distributed among all four legs. The Horse must remain attentive, and motionless, ready to move off at the slightest indication from the Competitor.
2. **Walk**
A regular, unconstrained walk of moderate length. The Horse, remaining in a light contact, walks energetically, but calmly with even and determined steps with the hind feet touching the ground in front of the foot prints of the fore feet.
3. **Working Trot**
A forward, active trot, with the Horse on the bit, carrying himself in balance and rhythm with even, elastic steps and good hock action. The steps of the hind feet must at least be touching the ground in the footprints of the fore feet.
4. **Collected Trot**
The Horse remains on the bit and moves energetically forward with a greater degree of engagement, leading to an increased flexion of the hocks and fetlock joints and a lightning of the shoulders thus allowing for more mobility and elevation of the steps. The neck will be raised and more arched, with the poll the highest part, the nose should not be behind the vertical, or the neck restricted.
5. **Extended Trot**
The Horse lengthens his stride to cover as much ground as possible as a result of greater impulsion from the hindquarters. The Competitor allows the Horse, remaining "on the bit" without leaning on it, to lengthen its frame to gain ground, with the nose slightly in front of the vertical. The hind feet must clearly over track the prints made by the fore feet.
The Horse must remain in balance while maintaining the same rhythm with steps of equal size. Going faster is not asked for, and is a severe fault.
6. **Working Canter**
A forward, active pace with regular steps of three time beat. The Horse, showing good balance, remains on the bit without leaning on the hand, and goes forward with light cadenced steps and good hock action.
A Canter to the right, for instance will have the footfalls follow one another in the following sequence: left hind, left diagonal (simultaneously left fore and right hind), right fore, followed by a moment of suspension with all four feet off the ground before the next stride begins.
The quality of the Canter is judged by the general impression, and the regularity and lightness of the three-beat pace. The Horse must be on the bit and well engaged in the hindquarters with good hock action, and must have the ability to maintain his rhythm and natural balance throughout the movement and the transitions. The Horse must remain straight on straight lines and correctly bent on curved lines.
7. **Rein Back**
The Horse must walk backwards in a straight line, with the legs being lifted and set down in diagonal pairs. The Horse must remain on the bit, straight and not evade or resist the contact. Transition to the next movement must be immediate and smooth.
8. **Shoulder In**
Shoulder in for the driven Horse is performed in Collected Trot. The leaders are positioned so that the outside leader's tail is in front of the head of the pole. The leaders' shoulders are taken to the inside with a constant angle of approximately 30 degrees and a slight but consistent bend in the neck. The inside hind leg steps forward into the line of the outside front leg so that the Horses are working on three tracks. Impulsion, rhythm and engagement must be maintained throughout.
Too much bend in the neck results in loss of rhythm and suppleness. The wheelers must remain straight with no counter bend.



9. Transitions

Changes of pace must always be made smoothly and promptly, with the Horse remaining in balance and on the bit. A transition must be completed as the nose of the Horse arrives at the prescribed marker, unless otherwise stated.

10. Change of Pace and Movement

Changes of pace and movement are made when the heads of the leaders reach the point indicated in the test.

11. Terminology

The following must be considered when judging Driven Dressage movements:

- 11.1 Obedience and Lightness – willingness, response to aids without resistance and correctness of bend.
- 11.2 Regularity – the regularity, evenness and rhythm with which the Horse puts his feet to the ground.
- 11.3 Contact – the tension/connection in the reins between the Competitor's hands and the Horse. It should be light and flexible and maintained at all times.
- 11.4 Impulsion – the willingness of the Horse to go forward energetically at all times and to respond quickly and evenly to changes of pace. The Horse must remain in balance while maintaining the same tempo with steps of equal size.
- 11.5 Straightness – carrying the head, neck and body in a straight line with the weight evenly divided among the legs.
- 11.6 Collection – roundness and engagement, with good hock action, elevated poll allowing the shoulders to move with ease. The Horse's energy is contained in a more deliberate pace than the Working Trot. The haunches are more compressed, the croup is lowered and the forehand elevated to the same degree. The stride is shorter but more powerful than the Working Trot, and the front legs will move from the shoulder with greater agility, resulting in lightness and greater mobility throughout. The neck should be more arched. The shortening of the frame is not and never should be a result of pulling back, but rather of asking and allowing the Horse to move forward into the Competitor's (Driver's) hand.
- 11.7 Accuracy - Accuracy of turns, circles, serpentines, along side rails, deviations.

DC135 [FEI Article 935] GENERAL IMPRESSION

1. Principle

There are five boxes at the end of the Judges Score Sheets for marks on General Impression.

2. Paces

Regularity and freedom (if Four-in-Hand, Pair or Tandem, maintenance of pace by all Horses). The quality of paces in each movement is marked under the appropriate

movement. The mark for the general impression must reflect paces and transitions during the whole Test.

3. Impulsion

Moving forward, engagement of the hind quarters (if Four-in-Hand, Pair or Tandem, all Horses working). The level of impulsion may vary between movements and pace, but the mark for impulsion must reflect the performance of the Horses throughout the Test.

4. Obedience and Lightness

Response to aids, willing and without resistance. Correctness of bend. Suppleness, acceptance of the Bit.

5. Competitor

Use of aids, handling of reins and whip, position on the box, accuracy of figures. The mark must reflect the consistent level of accuracy and quality of transitions.

6. Presentation

6.1 Appearance of Competitor and Grooms, cleanliness, fitness, matching and condition of Horses, Vehicle and Harness.

6.2 If the Competitor, Groom(s), Vehicle or Harness do not comply with these Rules, or equipment or clothing is missing, the President of the Ground Jury will award 5 penalties per DC137.

DC136 [FEI Article 936] SCORING

1. Marks

Marks out of 10 will be awarded for each numbered movement and for each heading under General Impression on the following basis:

10: Excellent	4: Insufficient
9: Very Good	3: Fairly Bad
8: Good	2: Bad
7: Fairly Good	1: Very Bad
6: Satisfactory	0: Not Executed
5: Sufficient	

2. Error of Test

If a Competitor attempts to perform a movement, or attempts to maintain the pace required, and fails to do so, but does not deviate from the track, the President of the Ground Jury may either treat it as an "Error of Course" (see paragraph 3 below), or he may decide to leave the Judges to give the movement an appropriate mark. If a Competitor makes no effort to perform a movement in a Test, then it may either be treated as an Error of Test or as an Error of Course, at the discretion of the President of Jury.

3. Error of Course

3.1 An Error of Course is when a Competitor deviates from the required track or when a movement is performed at the wrong pace, or omitted altogether.

3.2 In the event of a Competitor making an Error of Course, the President of the Ground Jury will ring the bell and stop the Competitor. The Competitor must then resume the Test from the beginning of the movement where the error was made. If the Competitor is in any doubt, he may ask the President of the Ground Jury for guidance, without incurring any penalties.

4. Disconnected or Broken Harness

If the reins, pole strap, chains or trace become disconnected or broken, or should the Horse get a leg over the pole, trace or shaft, the President of the Ground Jury must ring the bell and a Groom(s) must dismount and re-connect or repair as appropriate. The Competitor will be penalized for a Groom(s) dismounting.

5. Disobedience

Any resistance in the forward movement, kicking or rearing is considered to be disobedience and will be penalized by the Judge at C, as follows:-

1st Incident	5 penalties
2nd Incident	10 penalties
3rd Incident	Elimination

DC137 [FEI Article 937] SUMMARY OF DRIVEN DRESSAGE PENALTIES

1. Competitors are liable to the following penalties:

1.1	DC132.1	Early or late entry	Possible Elimination
1.2	DC117.3.2	Entering the Arena without a whip	10 penalties
1.3	DC117.3.3	Dropping or putting down a whip	10 penalties
1.4	DC117.5	Incomplete presentation of Competitor	5 penalties
1.5	DC117.5	Incomplete presentation of Groom	5 penalties
1.6	DC118.2.	Incomplete presentation of Vehicle	5 penalties
1.7	DC136.3	Errors of course:	
		First occasion	5 penalties
		Second occasion	10 penalties
		Third occasion	Elimination
1.8		Part of the turnout leaving the Arena during a movement	Mark down for inaccuracy
1.9		The whole turnout leaving the Arena	Elimination
1.10	DC118.1.9	Vehicle overturning	Elimination
1.11	DC126.2 & 903.3	Groom(s) dismounting	
		First incident	5 penalties
		Second incident	10 penalties
		Third incident	Elimination
1.12	DC103.3	Competitor dismounting	20 penalties
1.13	DC102.8	Lame Horse	Disqualification of the Horse and elimination of the competitor
1.14	DC119.2.1	Use of bandage or brushing boots (Horse to be inspected after Test)	10 penalties
1.15	DC126.2.	Outside Assistance	Elimination
1.16	DC136.5	Disobedience:	
		First incident	5 penalties
		Second incident	10 penalties
		Third incident	Elimination
1.17	DC118.1.3	No breeching and Vehicle has no brakes	10 penalties
1.18	DC113.2	Contravening the Rules on Advertising	20 penalties

DC138 [FEI Article 938] CLASSIFICATION**1. Total Marks**

1.1 The individual marks awarded by each Judge for each movement and for General Impression will be added together and divided by the number of Judges to obtain the average score.

- 1.2 In order to adjust the influence of Competition A on the whole event, where the total possible marks for the Test are greater than 160, the average score will be multiplied by the coefficient printed on the score sheet to obtain the adjusted average score to be used in the results.
- 1.3 Penalties are only awarded by the President of the Ground Jury at C. Any penalties will be deducted from the adjusted average score (see paragraph 1.2 above) and the final total will be deducted from 160 to obtain the penalties for the Test.
- 1.4 Scores will be calculated to two decimal places.
- 1.5 The Competitor with the lowest score in penalties will be the winner of Competition A.

SUBCHAPTER III COMPETITION B – MARATHON

DC139 [FEI Article 939] GENERAL

The object of Competition B – Marathon – is to test the fitness, stamina and training of the Horses, and the driving skill, judgment of pace and general horsemanship of the Competitor.

DC140 [FEI Article 940] COMPETITORS

1. Participation

- 1.1 A Competitor or Groom may only take part in Competition B once at the same Event.
 - 1.1.1 At **USEF licensed National Competitions/Events**, no competitor or groom may participate in Competition B more than once at any Event unless otherwise stated in the prize list or Omnibus. This second entry must be classified separately (a different division) or as *Hors Concours*, in which case the H/C entry must be driven after the competing entry.
 - 1.2 Substitution of a Groom between the Start and Finish of Section E is not permitted under any circumstances and shall incur elimination.
2. **Horse Welfare.** See DC101.

DC141 [FEI Article 941] THE COURSE

1. Maximum Distances and speeds not to be exceeded:

Section	Maximum Distance	Minimum Distance	Pace	Speed km/hour	
				Horse	Pony
A	8000 m	5000 m	free	15	14
D	1000 m	800 m	walk	7	6
E	9000 m	6000 m	free	14	13

These speeds may be reduced by the Technical Delegate and the President of Jury in the case of adverse weather or ground conditions.

(See Annex 6 for 5 Section criteria).

- 1.1 In all Competitions, the Course must consist of three Sections. (Exception, see DC104.5.) The distance must be as close to maximum distance as possible for Championships.
 - 1.2 The total distance for all Competitions must not exceed a total length of 18 km
 - 1.3 The total distance in Section E should be approximately one km per Obstacle. The total distance in Section E must include the distances through the Obstacles.
 - 1.4 The distances between the end of one Section and the start of the next must not be included in the total length and time of the course.
 - 1.5 All Championships must have eight Obstacles. All other Events shall have between six and eight Obstacles.
2. **Compulsory Rests**
- 2.1 There must be a Compulsory Rest of not less than 10 minutes in the designated Rest Area prior to the Start of Section E.

- 2.2 The area of the Compulsory Rest should, if possible, provide some shade and must be large enough to accommodate three Competitors at once and have room for additional motor Vehicles.
- 2.3 Water must be provided at the Rest for the Horses.
- 2.4 A farrier must be available at the Rest after Section D.
- 2.5 In exceptional circumstances, the minimum time required for the Compulsory Rest may be increased at the discretion of the Ground Jury.

2.6 *Competitors may only stand or walk their horses within the Rest Area.*

BOD 1/17/10 Effective 2/1/10

3. Section and Direction Signs

- 3.1 The beginning and end of each Section must be marked with a pair of Red and White flags and a Start and Finish sign.
- 3.2 There should be approximately 50m between the Finish of one Section and the Start of the next.
- 3.3 The entire Course must be clearly marked with Yellow Direction Markers placed, wherever possible, on the right hand side of the track to be clearly visible to the approaching Competitor. A confirmation directional arrow must be placed after every significant turn.
- 3.4 Sections A and E must have a Marker at every kilometer. In Section E the measurement of the kilometers must include the distances through the Obstacles.
- 3.5 The Marker for a kilometer occurring within an Obstacle should be placed on the post supporting the Red Exit Flag.

4. Compulsory Turning Flags

- 4.1 Sufficient Red and White Compulsory Turning Flags must be positioned on the Course to ensure that all Competitors follow the designated track without deviation. Competitors must leave the Red Flags on their right and the White Flags on their left. These Compulsory Turning Flags must be numbered consecutively in each Section and they must be placed so they are clearly visible to Competitors from a reasonable distance.
- 4.2 The location and number of the Flags must be marked on the Map of the Course to clearly indicate the correct route to be driven between the Compulsory Turning Flags before and after each Obstacle. In addition, a list showing the order for driving Compulsory Turning Flags and Obstacles must be provided for Competitors and Officials.
- 4.3 Ground Observers must record the Competitor's Track through The Compulsory Turning Flags. If any Compulsory Turning Flags are missed out or passed in the wrong sequence, the details must be reported to the Ground Jury as soon as possible.

5. Paces

The Finish of Section E must not be less than 300 m from the exit of the last Obstacle. If the distance exceeds 500 m (which requires the agreement of the Technical Delegate) a clear sign must be placed 500 m from the Finish to indicate to Competitors that they must either Walk or Trot to the Finish without deviating from the Track. See DC145.3.

6. Walk Section D

Natural obstacles such as gates, sharp turns, water and steep hills should not be included in Walk Sections.

DC142 [FEI Article 942] OBSTACLES IN SECTION E

1. Number of Obstacles

- 1.1 The maximum number of Obstacles, natural or artificial, is eight. The minimum number is six.
- 1.2 For Championships there must be eight Obstacles.

2. Sketches of Obstacles

Accurate sketches of each Obstacle, showing the location of the Compulsory Gates, Dislodgeable Elements and Entry/Exit Flags must be made available to Competitors, Team and Event Officials before the first inspection of the Course. See DC143.2.4.

3. Design and Construction of Obstacles

- 3.1 The number of each Obstacle must be clearly displayed on the post supporting the Red Entry Flag.
- 3.2 The Entry and Exit of each Obstacle must be marked by Red and White Flags (red on the right and white on the left), not less than 20 m from the nearest lettered gate, unless the Technical Delegate grants an exception.
- 3.3 The track through an Obstacle should not exceed 250 m on the shortest, 2.5 m drivable route. That is; not narrower than 2.5 m at any point, between the Entry and Exit Flags. The track may exceed 250 m in exceptional circumstances, at the discretion of the Technical Delegate.
- 3.4 Obstacles must be at least 250 m apart.
- 3.5 Obstacles must be clearly numbered in the sequence in which the Competitors are required to drive them.
- 3.6 Obstacles must not include any feature which might cause damage or injury to the Horses.
- 3.7 Artificial Obstacles must be solidly constructed and firmly fixed, so that they are unlikely to be moved or broken during the Competition.
- 3.8 If the Course Designer includes any element in an Obstacle which in the opinion of the President of Jury or Technical Delegate could frighten the Horses, an alternative route must be provided within the Obstacle.
- 3.9 Where a constructed water crossing is included in an Obstacle, the depth of the water must not be more than 30 cm. Where natural water is used the Technical Delegate may allow a maximum depth of 50 cm. The bed of any water crossing must be firm. Where water depth exceeds 50 cm a substantial fence, firmly fixed, must be constructed, to prevent Horses going into deep water.
- 3.10 If a barrier for crowd restraint is required, by local regulations or the Organizer, it must not be positioned closer than 20 m from the nearest element in the Obstacle, unless the Technical Delegate grants an exception.

4. Compulsory Gates

- 4.1 Obstacles may include up to six Compulsory Gates marked with Red and White letters, which should be marked A, B, C etc., indicating the sequence in which they must be driven.
- 4.2 The height of any elements within a Compulsory Gate must be not less than 1.30 m.
- 4.3 No Compulsory Gate may be narrower than 2.50 m.

5. Dislodgeable Elements

- 5.1 The Course Designer is free to choose any type of Dislodgeable Element, provided it does not interfere with, or cause injury to the Horse or damage to the Vehicles, when it is dislodged.
- 5.2 The number of Dislodgeable Elements is at the discretion of the Course Designer, but, must be approved by the Technical Delegate and the President of the Jury.
- 5.3 Competitors will incur 2 penalties for each Element dislodged.
- 5.4 A Dislodgeable Element is "live" at all times until it is dislodged.
- 5.5 A Competitor or Groom who attempts to prevent a dislodgeable element from being dislodged will incur 10 penalties.

DC143 [FEI Article 943] INSPECTION OF THE COURSE

1. Visit of the Technical Delegate

At least 5 days before Competition B, the entire Course, including the Obstacles, must be available for inspection and approval by the Technical Delegate.

2. Briefing for Competitors and Officials

- 2.1 The Technical Delegate must arrange a Briefing for Members of the Ground Jury and the Chefs d'Equipe (Competitors at CAI Events) prior to the official opening of the Course.
- 2.2 Ground Observers, Obstacle Observers and Time Keepers must be briefed by the Technical Delegate or his designated representative before the start of Competition B.
- 2.3 Copies of Maps of the entire Course must be available at the Briefing, for those requiring them. The Maps must show each Section, the location of all the Obstacles

- and numbered Compulsory Turning Flags, Kilometer Markers, and any areas of the Course which are closed to motor vehicles.
- 2.4 Drawings of the Obstacles must be available for Chefs d'Equipe, Competitors and Officials during the Briefing.
 - 2.5 A list showing the order for driving Compulsory Turning Flags and Obstacles must also be made available.
- 3. Inspection of the Course by Competitors.**
- 3.1 At least 48 hours before the first Competitor is due to start Competition B, the whole Course must be open for inspection by the Competitors, except under exceptional circumstances, when Organizers have the option not to open Sections A and D for inspection, with the agreement of the Technical Delegate.
 - 3.2 The Technical Delegate may impose restrictions on the means of access to certain parts of the Course.
 - 3.3 The course is closed for inspection from the time the first Competitor starts Section A. The Obstacles in Section E may be left open until the first Competitor starts Section E.
 - 3.4 Competitors using motor-vehicles must remain on the roads and tracks designated by the Technical Delegate.
 - 3.5 The Obstacles may only be inspected on foot. No motor vehicles or bicycles may be taken inside any part of an Obstacle. Failure to comply will be penalized by the issue of a Warning for the first infringement and a Yellow Warning Card for the second. Drivers with Disabilities must obtain a dispensation from the Organizer to be exempt from this Article and their vehicles clearly identified.
 - 3.5.1 *At **USEF licensed National Competitions/Events**, a Disabled Driver may be permitted to drive himself through the Obstacles at a walking pace in a golf cart or similar vehicle.*
 - 3.6 Competitors must not ride a Horse, or drive any Horse drawn Vehicle through the Obstacles in the 30 days prior to the event in which they are competing.

DC144 [FEI Article 944] TIMES

1. Time Table

- 1.1 A Time Table showing the start of Section A and the time table of each Section, including the Compulsory Rest, must be drawn up by the Organizing Committee for the Ground Jury and Technical Delegate. It must be adjusted in the event of unforeseen circumstances and redistributed.
- 1.2 A Timetable showing the Starting time for each Competitor on Section A must be provided to the Competitors and the Timekeeper at the Start of Section A. Running Order Lists must be provided to all other Timekeepers, Ground Observers and Obstacle Observers.

2. Times in Sections

- 2.1 The Time Allowed for each Section is calculated according to the average speed selected for that Section in accordance with DC141.1.
- 2.2 The Minimum Time in Section A is two minutes less than the Time Allowed.
- 2.3 There is no Minimum Time in Section D.
- 2.4 The Minimum Time for Section E is three minutes less than the Time Allowed.
- 2.5 The Time Limit for Section A is the Time Allowed plus 20%. The Time Limit for Section D and E is twice the Time Allowed.
- 2.6 A Competitor who exceeds the Time Limit in any section will be Eliminated.

3. Timing

- 3.1 Electronic timing equipment should be used for the timing of Competitors in each Section and the Obstacle, whenever possible.
- 3.2 Time Keepers at the Start and Finish of each Section must record the start and finishing times for each Competitor on the Section Timer Record and enter the time on the Competitor's Marathon Time Card.

4. Start and Finish

- 4.1 Competitors should be at the start of Section A at least 10 minutes before their published Start Time.
- 4.2 If a Competitor is not ready to start Section A at his scheduled time, the Timekeeper will start him at the earliest available time at his discretion, and record the actual

starting time, which must be reported to the Technical Delegate and President of Jury, for onward transmission to the Scorer, at the earliest opportunity. The Competitor will be penalized 0.2 of a penalty per second of the time elapsed between his scheduled start time and the time he was ready to start. For the avoidance of doubt, Competitors will not be penalized where the start of Section A is delayed for organizational reasons.

- 4.3 Competitors must start each Section from the halt, with the leading Horse behind the Start line. The Time Keeper will count down to the Start time. If a Competitor starts before the Time Keeper gives him authorization, he will be recalled, a new start time will be given and the Marathon Time Card will be amended, *he/she will be awarded 10 penalties (DC149.3.44)*. If the Competitor fails to stop when recalled, he may be Eliminated. The President of Jury must be made aware of the circumstances as soon as possible. Penalties as per DC144.4.2. *BOD 1/17/10 Effective 2/1/10*
- 5. Time Penalties in the Sections**
- 5.1 In all Sections, Competitors will be penalized 0.2 of a penalty per second for exceeding the Time Allowed.
- 5.2 Competitors completing Sections A or E in less than the Minimum Time will be penalized 0.2 of a penalty point for each second they are early.

DC145 [FEI Article 945] PENALTIES ON THE MARATHON COURSE

- 1. Whips**
Whips, if carried, can only be used by the Competitor (Driver). Failure to comply will incur 20 penalties.
- 2. Error of Course**
- 2.1 In Section A and D if a Competitor fails to pass through a Compulsory Turning Flag (CTF) in the designated sequence, he may return to the point of error and re-drive the CTF, provided he has not driven the following CTF. A Competitor who fails to pass through a CTF in the published sequence will be eliminated.
- 2.2 In Section E, if a Competitor fails to pass through the Compulsory Turning Flags in the designated sequence and direction he will be Eliminated. However he may return to a point of error provided he has not entered the following Obstacle, and drive the Compulsory Turning Flag and those following in the designated sequence. After driving an Obstacle a Competitor may not return to drive a Compulsory Turning Flag located prior to the Obstacle in the published sequence, and will be Eliminated if he does so. See DC143 2.5.
- 3. Deviation from the Course**
Competitors must not deviate from the track for the last 500 meters, or between the last Obstacle and the Finish of Section E if it is closer than 500 meters. Competitors who stop, circle, zigzag or leave the track in any other will incur 10 penalties for each occurrence. Exception: see DC145.7.3.
- 4. Incorrect Pace**
Should one or more Horses break into a pace other than that specified for Section D *and the last 500 meters of Section E* and is not corrected within five seconds, the Competitor will incur 1 penalty for every occurrence. If the break continues, the Competitor will incur 1 penalty for every additional completed period of five seconds. *BOD 1/17/10 Effective 2/1/10*
- 5. Intentional Break of Pace**
Intentionally cantering or trotting all the Horses in Section D will be penalized by Elimination.
- 6. Dismounting**
- 6.1 In Sections A and D, and outside the Obstacles in Section E, Grooms and Competitors are not allowed to dismount unless the Vehicle is stationary. If the Vehicle is not stationary, either or both Groom(s) dismounting will incur 10 penalties; the Competitor dismounting will incur 20 penalties.
- 6.2 The Competitor and all Grooms must be on the Vehicle as it crosses the Start and Finish Line and passes through the Compulsory Turning Flags in each Section. Failure to do so incurs 10 penalty points for grooms and 20 penalty points for Competitor, on each occasion.

- 6.3 If warranted due to the condition of the terrain, the Technical Delegate and the President of the Ground Jury may permit Grooms in Competitions for Ponies to run behind their Vehicle on designated parts of the Course only.

7. Stopping

- 7.1 Competitors may stop for repairs to Vehicles or Harness or for any reason beyond the Competitor's control, anywhere on the course other than while negotiating an Obstacle, without incurring penalties, other than loss of time, except as in DC145.7.2 & 7.3 below.
- 7.2 Competitors will incur 1 penalty point for each commenced ten seconds that they remain stopped on the course for any other reason.
- 7.3 A Competitor is allowed to stop to carry out necessary repairs as long as he stops within 30 meters after leaving the last Obstacle to make necessary repairs to the Harness or Vehicle without penalty. Stopping for any reason between the last Obstacle or the 500 meter sign, whichever is closer to the Finish Line in Section E, will incur 10 penalties for each occurrence.

8. Damaged Vehicle/Harness

- 8.1 At the Finish of Section E any missing or disconnected trace or pole strap will incur 10 penalties for each occurrence.
- 8.2 At the Finish of Section E a broken or disconnected pole or shaft will incur Elimination.
- 8.3 Vehicles must pass the Finish of Section E drawn by the number of Horses required for its class and on the designated number of wheels. Failure to comply will incur Elimination. Broken or missing tires are acceptable.

DC146 [FEI Article 946] OBSTACLE PENALTIES

1. Pace in Obstacles

Competitors may use any pace in the Obstacles.

2. Error of Course in an Obstacle:

- 2.1 Competitors entering any part of an obstacle without first passing through the Entry Flags or failing to pass through the Exit Flags on leaving an Obstacle without correcting the error will be Eliminated.
- 2.2 The Compulsory Gates in an Obstacle are "free" after a Competitor has passed through them in the correct direction and in the correct sequence. Competitors may, therefore, go through them again in any direction at any time. (For example, Competitors must go through A in the correct direction before going through B. A is now "free" and they may go through it again in any direction as often as they like, and so on.)
- 2.3 Competitors who pass through a Compulsory Gate in the wrong sequence or direction before it becomes "free" without correcting the error before passing through the Exit Flags will be eliminated.
- 2.4 In order to correct an Error of Course, the Competitor must return to and drive the Compulsory Gate he missed before continuing through the next Compulsory Gate in the correct sequence. (For example, a Competitor drives through Compulsory Gates A and B, and then goes through D, missing gate C. In order to correct this Error of Course, the Competitor must go back and drive through gate C before going on to gate D, etc.; all gates are neutralized until he reaches this gate.) Each corrected Error shall incur 20 penalties.
- 2.5 Passing through the Exit Gate of an Obstacle without driving all Compulsory Gates in the correct sequence will entail Elimination.
- 2.6 A Competitor is not considered to have passed through a Compulsory Gate in an Obstacle until the complete turnout has passed between the Flags denoting the Compulsory Gate.
- 3. Dismounting (See DC103.3)**
- 3.1 Each time either or both Grooms put both feet on the ground in an Obstacle, the Competitor will incur 10 penalties.
- 3.2 Once Grooms have dismounted they are not required to get back on the Vehicle and need not follow the Competitor through any of the Compulsory Gates in the rest of the Obstacle.

- 3.3 Each time a Competitor Dismounts in an obstacle he will incur 20 penalties. He must be on the Vehicle when it leaves the Obstacle.
- 3.4 A Competitor or Groom may only put one foot on any part of an Obstacle without incurring penalties. Contravention of this Article will entail 10 penalties
- 3.5 Competitors and Grooms may not touch a Dislodgeable Element without incurring penalties. Contravention of this Article will entail 10 penalties. Refer to DC103.3.1 and 3.2
- 3.6 A Groom may assist the Driver by leading a Horse through the obstacle by the bridle end of the reins. See DC126.3.5. The Competitor will incur 20 penalties.
- 4. Disconnecting**
Deliberately disconnecting one or more Horses and leading them through any part of the Obstacle entails Elimination.
- 5. Overturning**
A Vehicle overturning in an Obstacle incurs 60 penalties which includes all other penalties.
- 6. Elimination in an Obstacle**
The decision whether a Competitor is Eliminated in an Obstacle rests entirely with the Ground Jury.
- 7. Welfare of the Horse**
- 7.1 It is the responsibility of the Competitor to stop immediately and put a Groom or Grooms down whenever a Horse has its leg over a Pole, Lead Bar or Shaft, or when a Horse is down and remains down. Also, he must stop when instructed to make necessary repairs by a Member of the Ground Jury or Obstacle Observer. Failure to stop and put the Groom down to correct the situation before leaving the Obstacle will incur Elimination. The time will continue to run.
- 7.2 It is the responsibility of the Competitor to stop immediately and put a Groom or Grooms down whenever a Horse has its leg over a Trace. Also, he must stop when instructed to correct the situation by a Member of the Ground Jury or the Obstacle Observer. Failure to stop and put the Groom down to correct the situation before leaving the Obstacle will incur 20 penalties. The time will continue to run.
- 8. Timing**
- 8.1 The Competitor will be timed from when the nose of the leading Horse passes between the Entry Flags until the nose of the leading Horse passes between the Exit Flags. Other obstacle penalties will continue to apply until the whole turnout has passed the Exit Flags.
- 8.2 Electronic timing equipment should be used to time Competitors through the Obstacles if at all possible. At Championships and CAIO's it is compulsory.
- 8.3 The Time Limit for Competitors in Obstacles is five minutes. If Competitors fail to complete the whole Obstacle and pass through the Exit Flags within the Time Limit, the Obstacle Observer is to blow two blasts on a whistle indicating to the Competitor that the Time Limit has been reached. The Competitor must then vacate the Obstacle as quickly as possible, (with assistance if necessary) and may not continue in the Competition.
- 8.4 The time taken for a Competitor to complete an Obstacle shall be recorded to one hundredth of a second, either manually or electronically.
- 8.5 There is no rounding of time or conversion to penalty points for individual Obstacles.
- 9. Hold Ups**
- 9.1 If a Competitor arrives at an Obstacle while the previous Competitor is still negotiating the Obstacle, or if the Obstacle is not ready to be driven, he is to be held at a point on the Course approximately 50m from the Entry Flags.
- 9.2 One of the Assistant Obstacle Observers is to stop the Competitor at that point and start his stopwatch. As soon as the previous Competitor is clear of the Obstacle and the Obstacle Observer approves a re-start, the Assistant Obstacle Observer will re-start the Competitor and inform him of the time he has been held. This should be recorded in whole or half minutes.

DC147 [FEI Article 947] JUDGES

1. Positions

- 1.1 One Member of the Ground Jury must be at the Compulsory Rest after Section D. The Judge should act on the advice of the Veterinary Delegate to decide whether the Horses are in a fit condition to continue the Competition. The Judge must also supervise the measuring of the Vehicles. See DC118.
- 1.2 One Member of the Ground Jury must be at the end of Section E to supervise the inspection of Vehicles, Harness and marathon time cards and, when applicable, to supervise the weighing of the Vehicles. A Competitor whose Vehicle is below the minimum allowed weight will be Eliminated.
- 1.3 The rest of the Jury will be positioned by the President of the Ground Jury.
At USEF licensed National Competitions/Events, members of the Ground Jury at the end of Sections D or E are not required to assist the veterinarian in pulse and respiration checks. Organizers should ensure sufficient volunteers are available to assist the veterinarians.

DC148 [FEI Article 948] OFFICIALS

1. Ground Observers

- 1.1 Ground Observers should be allocated positions around the Course by the Technical Delegate from which they can observe the most critical Compulsory Turning Flags and as much as possible of Section D.
- 1.2 Ground Observers must be given the starting order of Competitors, together with copies of Instructions and the Ground Observers Report and a Control sheet.
- 1.3 Ground Observers must be given a stopwatch and instructed in its use by the Technical Delegate or his representative so that they are able to time breaks of pace.
- 1.4 Ground Observers must report all incidents for which a Competitor may be penalized, and any other information, to the Ground Jury periodically and at the end of their period of duty.
- 1.5 Ground Observers cannot Eliminate or otherwise penalize Competitors. It is the responsibility of the Ground Jury to impose appropriate penalties.
- 1.6 After the Competition, Ground Observers must remain in the vicinity of the Secretary's Office until dismissed by the President of the Ground Jury.

2. Time Keepers

- 2.1 Each Time Keeper will be provided with a Chronometer with a "time of day" display and instructed in its use by the Technical Delegate or the Chief Time Keeper. The Technical Delegate or his Assistant is responsible for the synchronization of the "time of day" on all Chronometers issued to Officials.
- 2.2 The Time Keeper at the start of Section A must be issued with the starting time schedule and must ensure that Competitors have been given a 'Marathon Time Card' (Green Card).
- 2.3 All other Time Keepers at the Start and Finish of each Section must be provided with the complete list of Competitors and a running order.
- 2.4 Time Keepers are required to record the Start and Finish times for their respective Section and to enter them on the Competitor's 'Marathon Time Card' and the 'Section Timer Record'.
- 2.5 Horses must start from the halt with the nose of the leading Horse behind the Start Line.
- 2.6 The finishing time will be taken as the nose of the leading Horse crosses the Finish Line.
- 2.7 After the Competition, Time Keepers must remain in the vicinity of the Secretary's Office until dismissed by the President of the Ground Jury.

3. Obstacle Observers

- 3.1 There must be one Obstacle Observer at each Obstacle. Each Obstacle Observer must have at least two assistants. The Obstacle Observer must be given a whistle and two stopwatches and instructed in their use by the Technical Delegate or his Assistant. They must record the exact time to 1/100th second taken by each Competitor through the Obstacle.

- 3.2 Obstacle Observers must be given a Starting Order listing all Competitors together with sufficient copies of Obstacle Reports and diagrams to record each Competitor's time and route through the Obstacle.
- 3.3 Obstacle Observers must record and report all incidents, which might entail a Competitor being awarded penalties to the Ground Jury, as soon as possible after the incident occurred.
- 3.4 After the Competition, Obstacle Observers must remain in the vicinity of the Secretary's Office until dismissed by the President of the Ground Jury.

DC149 [FEI Article 949] CLASSIFICATION

1. Conversion of Time to Penalties

- 1.1 The total time taken by the Competitor in the Obstacles will be recorded to 1/100 second, and penalties will be calculated to 2 decimal places. Any time over the Time Allowed in each of the Sections, will be added together and multiplied by 0.2. Any time under the Minimum Time in Sections A and E will be added together and multiplied by 0.2. There shall be no rounding of times. The penalties for under Minimum Time plus penalties for over Time Allowed and the total Obstacle times shall be added to any other driving penalties received to determine the final score for each Competitor in Competition B.
- 1.2 For Competitors who are Eliminated or Retire, see DC102.5 and .6.
- 1.3 The Competitor with the lowest number of penalties will be the winner of the Competition.
- 1.4 In the event of an equality of penalties, the Competitor with the lowest number of penalties in Section E will be placed first. If there is still equality, the Competitor with the lowest number of penalties in Section D will be placed first.

2. COMPETITION B SUMMARY

	Division class	Min. Weight	Max. Distance	Max. km/h 3 section	Min. Track width (cm)
Horse	Four-In-Hand	600 kg	18 km	15/7/14	125 cm
	Pair	350 kg			
	Tandem	150 kg			
	Single	150 kg			
Pony	Four-In-Hand	300 kg	18 km	14/6/13	125 cm
	Pair	225 kg			
	Tandem	90 kg			
	Single	90 kg			

5 section marathon, see Annex 6.

3. SUMMARY OF PENALTIES IN COMPETITION B

3.1	<i>DC117.2.5</i>	<i>Person tied to the vehicle</i>	<i>Elimination</i>
3.2	<i>DC102.5.1</i>	<i>Contravening the Rules</i>	<i>Elimination</i>
3.3	<i>DC118.1.2.</i>	<i>Vehicles below weight at End of E or below width at Start of E.</i>	<i>Elimination</i>
3.4	<i>DC145.2,145.6</i>	<i>Required persons not on Vehicle passing through a Compulsory Turning Flag, or the Start and Finish of each Section, each occasion.</i>	<i>10 penalties</i>
3.5	<i>DC102.8.2, 124.3</i>	<i>Horses unfit to continue at End of Section D.</i>	<i>Elimination</i>
3.6	<i>DC142.5.3</i>	<i>Dislodging a Dislodgeable Element.</i>	<i>2 penalties</i>

3.7	DC142.5.5	Preventing a Dislodgeable Element from being dislodged.	10 penalties
3.8	DC143.3.5	Motorised vehicles or bicycles in Obstacles.	
		First Incident	Warning
		Second Incident	Yellow card
3.9	DC144.2.6	Exceeding the Time Limit in any Section.	Elimination
3.10	DC145.8.1	Finishing Section E with missing or disconnected Pole strap or Trace for each occurrence.	10 penalties
3.11	DC144.5.1	Total time over Time Allowed in all Sections.	0.2 penalties/ sec.
3.12	DC144.5.2	Total time under Minimum Time in A and E.	0.2 penalties/ sec.
3.13	DC1.1	Total time in Obstacles.	0.2 penalties/ sec.
3.14	DC145.2.2	Failing to pass through Compulsory Turning Flags and Obstacles in correct sequence.	Elimination
3.15	DC145.3	Each deviation from Course after last Obstacle.	10 penalties
3.16	DC141.5, 145.4	Incorrect pace.	1 penalty for every 5 sec.
3.17	DC144.4.2	Not ready to Start A.	0.2 penalties/ sec.
3.18	DC145.5	Intentional break of pace in Section D.	Elimination
3.19	DC145.6.1	Dismounting while moving.	10 penalties
3.20	DC146.7	Failing to stop for leg over Pole, Lead Bar or Shaft.	Elimination
		Failing to stop for leg over Trace.	20 penalties
3.21	DC917.2.4	Groom handling Reins when Vehicle not stationary.	20 penalties
3.22	DC145.8.3	Finishing Section E with less horses than required.	Elimination
3.23	DC145.8.3	Finishing Section E with missing wheel.	Elimination
3.24	DC145.8.2	Finishing Section E with broken or disconnected pole or shaft	Elimination
3.25	DC146.2.1	Failing to pass through Entry Flags of an Obstacle.	Elimination
3.26	DC146.8.3	Failing to pass through Exit Flags of an Obstacle within 5 minutes.	Elimination
3.27	DC146.2.3	Passing a gate in wrong sequence or direction.	Elimination
3.28	DC146.2.4	For correcting each Error of Course in an Obstacle.	20 penalties
3.29	DC146.2.5	Passing between Exit Flags before completing an Obstacle.	Elimination
3.30	DC146.3.1	Groom(s) dismounting in an obstacle, each occasion.	10 penalties
3.31	DC146.3.3	Competitor dismounting in an Obstacle.	20 penalties
3.32	DC146.5	A vehicle turning over in an Obstacle.	60 penalties
3.33	DC146.4	Disconnecting and leading through an Obstacle.	Elimination
3.34	DC146.8.3	Exceeding Time Limit in an Obstacle (5 min.)	Elimination
3.35	DC126	Outside Assistance.	Elimination
3.36	DC118.1.3	No Breeching with a vehicle with no brakes.	10 penalties

3.37	DC126.3.5	Groom leading a horse through an obstacle.	20 penalties
3.38	DC117.2	Substitution of a Groom.	Elimination
3.39	DC117.6	Driver or Groom wearing shorts.	10 penalties
3.40	DC117.6.2	No hard hat or back protector on Section E.	Elimination
3.41	DC146.3.4	Two feet on an Element of Obstacle.	10 penalties
3.42	DC113.3	Contravening the rules on advertising.	20 penalties
3.43	DC145.1	Contravening the rule on the use of the whip	20 penalties
3.44	DC144.4.3	Starting before the signal and returning when recalled	10 penalties
3.45	DC144.4.4	Competitor fails to stop when recalled	Elimination

BOD 1/17/10 Effective 2/1/10

SUBCHAPTER IV COMPETITION C

OBSTACLE-CONE DRIVING

DC150 [FEI Article 950] GENERAL

The object of Competition C – Obstacle-Cone Driving – is to test the fitness, obedience and suppleness of the Horses after Competition B, and the skill and competence of the Competitors.

1. Competitions

- 1.1 The Fault Competition (DC154) or Competition in Two Sections (DC160) shall be used in Combined Driving Events.
- 1.2 The Fault Competition (DC154) is conducted on the basis of penalties for Obstacles knocked down and for exceeding the Time Allowed. The score from this round will always be used solely to decide the Final Classification in all Events.
- 1.3 Championship and CAIO events may have a Drive-off (DC158) between all Competitors with zero penalties, or equality of penalties, to determine the winner of Competition C.
- 1.4 Competitions in two rounds and a Drive-Off. 25% of Competitors may return for the second round to determine the winner of Competition C, in any case all those with zero penalties. In case of equality of penalties for first place there will be a Drive-Off.
- 1.5 The Time Competition (DC159) is conducted on the basis of the time in seconds taken by Competitors to complete the Course, with any penalties for faults converted to penalty seconds (refer to DC159). Time Competitions are only to be used to determine the placings in Competition C.
- 1.6 The Competition with a Winning Round. A Competition run over one round according to penalties and time which will count for the final classification in the Combined Driving Event, and a Winning Round to determine the placings in Competition C.
 - 1.6.1 The initial round is run against the clock. 25% of the Competitors from the first round return for the Winning Round, in any case, all those with zero penalties in the initial round.
 - 1.6.2 Competitors may or may not (depending on the requirements laid down in the schedule) carry their penalties from the initial round forward to the Winning Round.
 - 1.6.3 The Winning Round is run against the clock.
 - 1.6.4 The starting order in the Winning Round is according to the reverse order of penalties and time in the initial round.
 - 1.6.5 Competitors are placed according to their penalties and time in the Winning Round, or according to their aggregate penalties in the first and Winning Rounds, to determine the placings in Competition C.
 - 1.6.6 In case of a tie on penalties for any place, Competitors are placed according to their time in the Winning Round and if necessary their time in the initial round.

DC151 [FEI Article 951] THE COURSE

1. Building and Measuring the Course

- 1.1 The Course Designer is responsible, under the supervision of the Technical Delegate, for laying out and marking the Course, building the Obstacles and for measuring the Course.
- 1.2 The Arena should be not less than 70m x 120m or an equivalent area. Should this not be possible the number of Obstacles must be reduced accordingly, unless an exception is granted by the Technical Delegate.
- 1.3 The Starting and Finishing lines may not be more than 40m nor less than 20m from the first and last Obstacles respectively.
- 1.4 The number of Obstacles may not exceed 20. Exceptions, see DC160.3. The length of the Course must be between 500m and 800m.
- 1.5 Courses must be laid out so that Competitors have a chance to maintain a reasonably fast pace throughout the major part of the Course. Certain Obstacles, and combinations of Obstacles, will inevitably slow down the pace, but such a layout should be limited to a small proportion of the whole Course (refer to Annex 7 for the dimensions of Multiple Obstacles).

DC152 [FEI Article 952] OBSTACLES

1. Cones

- 1.1 The Cones forming an Obstacle must be at least 30 cm high and made of indestructible plastic material. A weighted ball must be placed in the hollow on top of the Cone, so that it falls down only if the Cone is touched.
- 1.2 All Obstacles consisting of a single pair of Cones will constitute a Single Obstacle.
- 1.3 The Obstacle includes: Cones, red and white markers, numbers and letters.
- 1.4 The position of one of the pair of Cones must be marked on the ground so that a constant position of the Obstacle is maintained throughout the Competition. Where practicable a line will also be drawn to ensure that the other Cone is maintained at the correct angle.
- 1.5 Obstacles that entail reining back are not permitted.

2. Multiple Obstacles

- 2.1 Multiple Obstacles must conform to the design principles illustrated in Annex 7 - Closed Multiples or Annex 8 - Open Multiples. Variations or new designs must be pre-approved by the FEI Driving Committee and included in the Event Schedule.
- 2.2 A Multiple Obstacle may be constructed of markers or horizontal rails, elevated to a minimum of 40 cm and maximum of 60 cm in height.
- 2.3 Each group of Cones or Elements must be clearly separated and associated with one of the sections of the Multiple.
- 2.4 A Multiple Obstacle, other than a "Serpentine", "Zigzag", a "Double Box" or a "Double U", must not consist of more than three pairs of Cones or Dislodgeable Elements.
- 2.5 Other than Serpentine, Zigzags, Double Boxes and Double Us, a Multiple Obstacle may not be longer than 30m measured along the centre line through the Obstacle.
- 2.6 There may not be more than 3 of the following Multiple Obstacles in any course: Serpentine, Zigzag, Double Box, Double U and Double L.
- 2.7 In Multiple Obstacles Competitors can only incur a maximum of 6 penalties in a Double (A & B), 9 penalties in a Triple (A, B & C) and 12 penalties in a Serpentine, Zigzag, Double Box, or Double U (A, B, C & D), per attempt plus any penalties for a rebuild as well as penalties for Disobedience.
- 2.8 Multiple Obstacles may not be used in a Drive-Off. (Refer to DC158 – Drive-off and DC153 – Competition C Summary).
3. **Serpentines, Zigzags, Double Boxes and Double U**
- 3.1 A Serpentine consists of 4 cones in a straight line facing in alternate directions lettered A, B, C, D (refer to Annex 8.1).
- 3.2 A Zigzag consists of not more than 4 pairs of Cones, with alternate left and right Cones in a straight line (refer to Annex 8.2). All centre line Cones must be placed in a straight line, either at the front, middle or rear of the Cone.
- 3.3 A Double Box and a Double U are illustrated in Annex 7.

4. Water and Bridges

- 4.1 Water Obstacles and Bridge Obstacles: Prior notification must be given in the Schedule for the Event.
- 4.2 Water Obstacles must be at least 3m wide, with a depth between 20 and 40 cm and sloping sides. There must be a pair of Cones at the Entrance (Flag lettered A) and Exit (Flag lettered B) with the Cones at least 2.5m apart. Knocking down a ball or balls on either A or B will be penalized as 3 penalties for each pair of cones.
- 4.3 Wooden Bridges, or Bridges of similar suitable construction approved by the Technical Delegate, with fan shaped wings at the entrance, with the bridge surface not more than 20 cm above the ground, with a usable width of three meters, and a maximum length of ten meters, are permitted; boarded or rail sides are essential. The Technical Delegate may grant exceptions if the Bridge is of a permanent solid construction with strong side rails. There must be a pair of Cones at the Entrance (Flag lettered A) and Exit (Flag lettered B) with the Cones at least 2.5m apart. See Annex 9.
Knocking down a ball or balls on either A or B will be penalized as 3 penalties for each pair of cones.

5. Markers

- 5.1 Each Obstacle is defined by a Pair of Markers, a Red Marker on the right hand side and a White Marker on the left hand side as Competitors approach the Obstacle. They are placed not more than 15 cm outside the elements, which form the Single and Multiple Obstacles.
- 5.2 Turning posts, decorations, and obstructions may be placed on the Course before the official course walk. No penalty is incurred if they are touched, displaced or knocked over.
- 5.3 All Obstacles on the Course must be numbered in the sequence in which they are to be driven. The number of each Obstacle must be indicated on a board placed at the Entrance to each Single and Multiple Obstacle.
- 5.4 Each distinct section of a Closed Multiple Obstacle (Ls, Us and Boxes) must be clearly marked, in different colors as indicated in Annex 7, Multiple Obstacles. The entire turnout must pass between these markers in the correct alphabetical order.
- 5.5 The Red and White Markers and the numbered and lettered boards may be combined so that the numbers and letters appear on the same posts as the Red and White Markers, or they may be on separate boards or discs. If possible the numbers of the Obstacles should be placed so that Competitors can see them as they leave the previous Obstacle.

6. Plan of the Course

- At least 2 hours before the start of Competition C, a plan of the Course must be given to the Competitors. At least one hour before the start of the Competition for each class in the Event, a plan must be posted in the Collecting Ring showing the length, speed in meters per minute and the Time Allowed for that Class.
- 6.1 *At USEF licensed National Competitions/Events, a plan for Competition C need not be supplied to each Competitor, provided one is posted on the Official Notice Board once the Course is approved by the President of the Jury and prior to the course being open for inspection.*

7. Inspection of the Course

- 7.1 The Course must be open for inspection at least one hour before the start of the Competition. Only Competitors, Chefs d'Equipe and Trainers are allowed to inspect the Course on foot and they must be smartly dressed. Competitors, *Chef d'Equipes and Trainers* are not permitted to use measuring wheels when inspecting the Course. At an Event, a warning will be issued for the first offence and a Yellow Warning Card from the President of Jury for subsequent offences. *BOD 1/17/10 Effective 2/1/10*
- 7.1.1 *At USEF licensed National Competitions/Events, a Disabled Driver may be permitted to drive himself through the Obstacle-Cones at a walking pace in a golf cart or similar vehicle.*
- 7.2 Only the Course Designer and his staff may alter or work on any part of the Course. If any Competitor, or any person associated with him, alters the Course in any way, the Competitor will be eliminated.

DC153 [FEI Article 953] COMPETITION C SUMMARY

	Division class	Speed M/min	Cones Width (cm)	Serpentine	Zigzag	L	U	Single	Min. Track (cm)
Horse	Four-In-Hand	230	190	12	12	4/4	4/5/5	15	158
	Tandem		170						138
	Pair	250		8	11	3/3	3/4/4	12	148
	Single	250	160						138
Pony	Four-In-Hand	230	170	10	10	3/3	3/4/4	12	138
	Tandem	240							138
	Pair	250	160	8					138
	Single								2/3/3

Drive-offs:

Speed – may be increased by a maximum of 10 m/minute.

Cones width – may be increased by 10cm at the discretion of the Ground Jury and Organizing Committee.

DC154 [FEI Article 954] THE FAULT COMPETITION

1. Starting the Competition

- 1.1 When the Technical Delegate is satisfied that the Course is fully prepared he is to report this to the President of the Ground Jury, who will then authorize the start of the Competition.
- 1.2 Once the Competition has started, the Ground Jury may increase the time allowed after the third completed round. If the time allowed is increased, any time penalties of the Competitors who have completed the Course before the revised time is announced shall be adjusted accordingly. Time Allowed may not be reduced.

DC155 [FEI Article 955] STARTING ORDER

Retired Competitors will start first in numerical order, followed by Eliminated Competitors in numerical order. They will be followed by the Competitor with the highest total number of penalties in Competitions A and B. The Competitor with the lowest total number of Penalties will start last.

DC156 [FEI Article 956] PENALTIES

1. Competitors

- 1.1 Competitors who have entered the Arena but fail to Start by passing through the Start Line within 60 seconds of the starting signal will be penalized 5 penalty points.
- 1.2 If a Competitor fails to enter the Arena when the Course is ready, the President of Jury will ring the bell to signify the Start for that Competitor. If the Competitor has not entered the arena within 60 seconds of the first bell, the bell will be rung again and that Competitor is then Eliminated.
- 1.3 Competitors starting and passing through an Obstacle before the starting signal will be penalized 10 penalty points and must restart.
- 1.4 Competitors who present an Obstacle to their Horse *or drive through any gate of an obstacle* before starting the Course will be penalized 10 penalties.

BOD 1/17/10 Effective 2/1/10

- 1.5 The Start and Finish lines are neutralized for passing through, from the moment the Competitor has passed through the Start line until the Competitor has passed through the last Obstacle.
- 1.6 Knocking down one or both balls of a Single Obstacle and knocking down a ball or an element of a Multiple Obstacle incurs 3 penalties in each case.

- 1.7 Knocking down a ball or balls on either A or B on a Water or Bridge Obstacle will incur 3 penalties for each pair of cones.
- 1.8 Grooms must remain seated in their proper places between the Start and Finish Lines. They are not allowed to stand behind the Competitors or indicate the Course or to speak unless they are dismounted. Competitors whose Grooms fail to comply will be Eliminated.
- 1.9 After the last Obstacle the Competitor must pass through the Finish line with the Red Flag on the right and the White flag on the Left.
- 1.10 Competitors may be fined up to CHF 500 by the Appeal Committee if they pass through a numbered Obstacle after crossing the Finish Line.
- 1.11 A Competitor may pass between the elements of an Open Multiple Obstacle whilst driving between Obstacles without incurring a penalty.
- 2. Error of Course**
- 2.1 A Competitor is considered to have passed through a gate in an Obstacle when the whole turnout has passed between the Markers.
- 2.2 *If a competitor attempts to pass through or intentionally drives over any part of an obstacle in the wrong sequence or direction then the President of Jury must wait until the whole turnout has passed through the obstacle before ringing the bell. In both cases the penalty is Elimination. BOD 1/17/10 Effective 2/1/10*
- 2.3 If a Competitor knocks down or dislodges any part of an Obstacle which has already been driven, he will incur 3 penalties.
- 2.4 If any part of an Obstacle in advance of the one being driven is dislodged or knocked down, the President of the Ground Jury will ring the bell and stop the clock for the Obstacle to be re-built. The Competitor will incur 3 penalties and 10 seconds will be added to their time. The clock will re-start when the Competitor is approximately 10 meters from the re-built Obstacle.
- 2.5 If the Jury sounds the whistle/bell while the Competitor is on the Course, the Competitor must halt immediately. If the Competitor does not halt, the President of Jury will blow the whistle/bell a second time. If the Competitor continues without stopping, he is Eliminated. The Groom may advise the Competitor that the whistle/bell has sounded.
- 2.6 If the Jury is in doubt whether an Obstacle has been properly driven, the Competitor must be allowed to finish the Course. The Jury can then reach a decision.
- 3. Obstacle Rebuild**
- 3.1 If the Competitor knocks down any part of an Obstacle in the process of a Disobedience or Refusal, the bell will be rung and the clock stopped for the Obstacle to be rebuilt, and ten seconds will be added to the Competitor's time along with any penalties for Disobedience.
- 3.2 When the Obstacle has been rebuilt the bell will be rung again and the Competitor must then retake the complete Obstacle and continue his round. The clock will re-start when the Competitor is approximately 10 m from the rebuilt Obstacle.
- 3.3 If a Competitor knocks down any part of a Multiple Obstacle in advance of the element he is driving, or if he breaks out of the Multiple Obstacle, then the bell will be rung, the clock stopped while the obstacle is rebuilt and 10 seconds added to the total time taken. He will be penalized for Disobedience but not for the elements he knocked down while having the Disobedience.
- 4. Broken Harness**
- If, at any time after he has started, a Competitor has a disconnected pole, shaft, rein, trace, pole strap or chains, or should a Horse have a leg over the pole, trace, shaft, or leader bars, the President of the Jury must ring the bell and stop the clock. The Competitor must put a Groom(s) down to correct the problem and will be penalized for a Groom dismounting. After the situation has been corrected and the Groom has remounted the President of the Jury will ring the bell and restart the clock.
- 5. Competitors and Grooms Dismounting**
- 5.1 Each time a Competitor dismounts he will incur 20 penalties.
- 5.2 Competitors will incur penalties each time one or both Grooms dismount, 5 penalties on the first occasion, 10 penalties on the second occasion. On the third occasion the Competitor is Eliminated.

- 5.3 The Grooms must be on the Vehicle when going through each Obstacle. However a Groom(s) may dismount to assist through an Obstacle by leading the Horse by the bridle ends of the reins while the Horse is still attached to the Vehicle. See DC126.3.5; also any other penalty incurred under DC126.2.1. The Groom(s) must remount before the next Obstacle.
- 6. Whips** see DC117.3.
- 7. Disobedience and Resistance**
- 7.1 A Horse is considered to be Disobedient when the Competitor attempts to pass through an Obstacle and his Horse shies away from the Obstacle at the last moment without hitting any part of the Obstacle.
- 7.2 A Horse is considered to be Disobedient when the Horses run away or, in the opinion of the President of the Jury, the Competitor has lost effective control.
- 7.3 A Disobedience will incur 5 penalties for the first instance, 10 penalties for the second instance, and Elimination for the third instance. Penalties for Disobedience are cumulative wherever they may occur on the Course.
- 7.4 Competitors do not incur any penalties if they stop in front of an Obstacle, or in a Multiple Obstacle, without knocking down any element, and then immediately drive cleanly through the Obstacle.
- 7.5 If Horse(s) and Vehicle come to a complete halt and if any Horse steps back, it is penalized as for a Disobedience.
- 7.6 If there is Disobedience in an Open Multiple Obstacle (Serpentine, Zigzag), the combination must be retaken from the beginning.
- 7.7 It is not a Disobedience to circle, pass the extended line or cross own line, except in an Open Multiple Obstacle.
- 7.8 If a Competitor has a Disobedience at any Obstacle and knocks down any part of that Obstacle, he will only incur penalties for the Disobedience and 10 seconds will be added for the rebuild.
- 7.9 A Horse is considered to offer Resistance if, at any time and for whatever reason, it refuses to go forward (with or without moving back), turns around, rears. This will be penalized as for a Disobedience.
- 8. Timing**
- 8.1 Each Competitor will be timed by stopwatch or by an electronic timing device, from the moment the nose of the leading Horse crosses the Start Line until the nose of the leading Horse crosses the Finish Line.
- 8.2 Electronic timing must be used at Championships and CAIO's.
- 8.3 Times must be recorded to one hundredth of a second.
- 8.4 The Time Limit is twice the Time Allowed. Exceeding the Time Limit will incur Elimination.
- 8.5 The Time Allowed is calculated using the following speeds in meters per minute:

Class (Horses)	First Course	Class (Ponies)	First Course
Four-in-hand	230	Four-in-hand	230
Pair	250	Pair	250
Tandem	230	Tandem	240
Single	250	Single	250

- 8.6 For a Drive-Off, the speed may be increased by a maximum of ten meters per minute.
- 8.7 Penalty for exceeding the time allowed, total time taken by the Competitor to 1/100 second, and any time over the time allowed, multiplied by 0.5. Penalties will be calculated to two decimal places.

DC157 [FEI Article 957] SUMMARY OF PENALTIES IN COMPETITION C

	Penalties	Fault Competition	Timed Competition
1	Starting:		
1.1	Starting and passing through an Obstacle before the bell is rung. DC156.1.3	10 penalties and restart.	10 seconds and restart
1.2	Failing to Start within 60 seconds of bell ringing. DC156.1	Possible 5 penalties	Possible 5 seconds
2	Failing to pass through Start or Finish Lines. DC 156.1.1, 156.1.9	Elimination	Elimination
3	Incomplete Presentation:		
3.1	No reflectors or rear lamp. DC118.2	Maximum 5 penalties	Maximum 5 seconds
3.2	No breeching with a Vehicle with no brakes. DC118.1.3	10 penalties	10 seconds
3.3	Competitor entering arena without hat, jacket, gloves or apron. DC117.5	5 penalties	5 seconds
3.4	Groom entering arena without jacket, hat or gloves. DC117.5	5 penalties	5 seconds
4	Driving without a Whip in the Arena DC117.3	10 penalties	10 seconds
4.1	Dropping or putting down the whip. DC117.3	10 penalties	10 seconds
5	For knocking down one or two balls in the same single Obstacle. DC156.1.6	3 penalties	3 seconds
6	For knocking down an element of a Multiple Obstacle. DC156.1.6	3 penalties	3 seconds
7	For knocking down any part of an Obstacle after it has already been driven. DC156.2.3	3 penalties	3 seconds
8	If any part of an Obstacle in advance of the one being driven is knocked down, the bell will be rung for the Obstacle to be rebuilt. DC156.2.4	3 penalties and add 10 seconds	3 seconds and add 10 seconds
9	Taking an Obstacle out of sequence. DC156.2.2	Elimination	Elimination
10	For causing an Obstacle, or part of a multiple to be rebuilt. DC156.3.3	3 penalties and add 10 seconds	3 seconds and add 10 seconds
11	Disobedience: DC156.7.3		
11.1	First incident	5 penalties	5 seconds
11.2	Second incident	10 penalties	10 seconds
11.3	Third incident	Elimination	Elimination
12	Competitor dismounting DC156.5.1	20 penalties	20 seconds
13	Groom(s) dismounting. DC156.5.2		
13.1	First incident	5 penalties	5 seconds
13.2	Second incident	10 penalties	10 seconds

DC-DRIVING-COMBINED

14	Groom Interference		
14.1	If a Groom handles the Reins, Brake or uses the Whip before the Competitor has crossed the Finish Line. DC126.2.1	20 penalties	20 seconds
14.2	If a Groom does not remain seated in his proper place (except to dismount) DC126.2.1	Elimination	Elimination
14.3	If a Groom talks to the competitor while on the Vehicle. DC126.2.1 Exception DC126.2.1	Elimination	Elimination
14.4	If a Groom indicates the course to the Competitor in any way. DC126.1 and 956.1.8	Elimination	Elimination
15	Illegal Outside Assistance. DC126	Elimination	Elimination
16	Vehicle overturning. DC118.1.11	Elimination	Elimination
17	For Exceeding the Time Allowed. DC156.8.7	0.5 penalties per second	0.5 <i>time</i> penalties per second
18	Exceeding the Time Limit. DC156.8.4	Elimination	Elimination
19	Failure to halt after the bell is rung a second time. DC156.2.5	Elimination	Elimination
20	Groom leading a Horse through an Obstacle. DC126.3.5	20 penalties	20 seconds
21	Contravening Rules on Advertising DC113.2	20 penalties	20 seconds
22	<i>For intentionally driving over any part of an obstacle. DC156.2.2</i>	<i>Elimination</i>	<i>Elimination</i>

BOD 1/17/10 Effective 2/1/10

DC158 [FEI Article 958] DRIVE- OFF

1. Classification

- 1.1 In the event of equality of penalties for first place, a Drive-Off against the clock may take place according to the provisions of the schedule, either over the same course or over a shortened course.
- 1.2 The width between the cones may be increased by 10 cm at the discretion of the Ground Jury and the Organizing Committee.
- 1.3 If no provision is made for a Drive-Off in the Schedule, the Competitors with equality of penalties for any place are placed in accordance with the time taken to complete the first round. In case of equality of penalties and time, the Competitors concerned will be given equal placing.
- 1.4 If the schedule of a Combined Driving Event includes special prizes for Competition C but does not provide for a Drive-Off, the classification may be decided by time in the first round.

2. Multiple Obstacles

Multiple Obstacles are not permitted in a Drive- Off.

3. Starting Order

The Starting Order for a Drive-Off will be determined by a draw.

DC159 [FEI Article 959] TIME COMPETITION

1. Obstacles

The Rules concerning the number, type and dimensions of obstacles and the length of the Course must be the same as for a Fault Competition.

2. Pace

Horses		Ponies	
Class	1st Course	Class	1st Course
Four-in-hand	230 m/min	Four-in-hand	230 m/min
Pair	250 m/min	Pair	250 m/min
Tandem	230 m/min	Tandem	240 m/min
Single	250 m/min	Single	250 m/min

3. Classification

- 3.1 Classification will be decided by adding any penalty seconds to the time taken by the Competitors to complete the Course.
- 3.2 In the case of equality for first place, the result may be decided either by the lowest number of penalty seconds incurred, or by a Drive-Off, according to the provisions of the Schedule, either over the same course or over a shortened Course. The width between cones may be increased by 10 cm at the discretion of the Ground Jury.

DC160 [FEI Article 960] COMPETITION IN TWO SECTIONS

1. Description

- 1.1 This Competition comprises two Sections run without interruption, each at an identical or different speed, the Finishing Line for the First Section being the Start Line for the Second Section.
- 1.2 A Competition in Two Sections, run under the following Rules, may be used in all Competition C Events.

2. Competition Conditions

The First Section is run according to the Rules for a Fault Competition with a Time Allowed and the Second Section is run according to the Rules for a Time Competition.

- 2.1 The First Section of this Competition will be conducted using the Rules for the Fault Competition DC152, DC153, DC154, DC155, DC156, DC157, and the Second Section will be conducted using the Rules for the Time Competition DC159. Penalties for both Sections are listed under DC157.

3. Obstacles

- 3.1 The First Section is a Course of 14 to 16 Obstacles. The Second Section takes place over 7 to 9 Obstacles (not to exceed 23 Obstacles in total).
- 3.2 Multiple Obstacles may not be used in the Second Section.
- 3.3 The width between cones may be increased by 10 cm in the Second Section at the discretion of the Ground Jury.

4. Penalties

- 4.1 Competitors incurring penalties in the first section are halted by ringing the bell after they have passed the last Obstacle or when the Time Allowed for the First Section has been exceeded after crossing the Finishing Line of the First Section. They must stop after crossing the first Finishing Line once the bell is rung.
- 4.2 Competitors not penalized in the first Section and not over the Time Allowed continue the Course which finishes after crossing the second Finishing Line.
- 4.3 The Second Section is run with time driving penalties, calculated at one penalty per commenced second. 3 seconds will be added to the time taken for each Obstacle dislodged or ball down. *Penalties on the second section are calculated as three time penalties for every obstacle or ball dislodged added to 0.5 penalties per second for exceeding the time allowed. BOD 1/17/10 Effective 2/1/10*

5. Classification

- 5.1 Competitors are placed as follows:
- 5.1.1 According to time and added penalties converted into time in the Second Section; all others according to penalties in the First Section.

- 5.1.2 In the event of equality for first place, a drive-off against the clock with six Obstacles of the first and/or of the second Section may be held according to the conditions of the Schedule.
- 5.1.3 Competitors stopped after the first Section may only be placed after Competitors who have taken part in both Sections.

ANNEX 1 CLASSIFICATION OF INTERNATIONAL JUDGES

1. Categories of Judges

Judges are divided in three categories:

- 1.1 International Candidate Judge.
- 1.2 International Judge.
- 1.3 Official International Judge.

2. Qualification Requirements for Judges

2.1 International Candidate Judge.

The qualification requirements to become an International Candidate Judge are as follows:

- 2.1.1 To have shown experience as a National Judge of highest national qualification by judging regularly over a period of at least five years, including acting during the current or preceding two years as President or Member of the Ground Jury at three CAs under FEI Rules or as a member of the Ground Jury at two CAs Category B.
- 2.1.2 To have attended and passed at least one FEI course for International Candidate Judges.
- 2.1.3 To understand and speak one of the official two languages.

2.2 International Judge.

The qualification requirements to become an International Judge are as follows:

- 2.2.1 To have served as an International Candidate Judge for at least two years or two complete seasons.
- 2.2.2 To have acted as member of the Ground Jury at two CAs during the current or preceding two years.
- 2.2.3 To have qualified at an FEI course for International Judges within the past four years.
- 2.2.4 To understand and speak one of the official two languages.
- 2.2.5 Not more than five years to have elapsed since first appointed as International Candidate Judge.

2.3 Official International Judge.

The qualification requirements to become an Official International Judge are as follows:

- 2.3.1 To fulfill and continue to fulfill the qualification requirements for International Judges.
- 2.3.2 To have had considerable experience, proven by excellent performance as President of the Ground Jury, at major FEI events.

3. Promotion of Judges

3.1 International Candidate Judge.

The FEI maintains a list of qualified International Candidate Judges who have been recommended by their NFs, and who have been accepted by the FEI Driving Committee.

3.2 International Judge.

The FEI maintains a list of qualified International Judges who have been appointed and recommended by the FEI Driving Committee following receipt of recommendation from the relevant NF.

3.3 Official International Judge.

The FEI maintains a list of qualified Official International Judges who have been selected by the Bureau from the list of International Judges after consultation with, and the recommendation of, the FEI Driving Committee.

4. Limitations

- 4.1 A Judge must meet the qualifications for an International Judge, and be recommended by the NF, and be appointed by the FEI Driving Committee within five years of becoming an International Candidate Judge. In addition, he must be able to understand English and must be able to speak one of the two FEI official languages. At the end of the five-year period, the International Candidate must be promoted or dropped from the list.

- 4.2 International Judges who are no longer able or willing to act regularly will be removed from the FEI list by the FEI Driving Committee.
- 4.3 Judges of all categories must retire at the end of the year in which they reach the age of 70. In very special circumstances and on the recommendation of the FEI Driving Committee the age limit may be extended for a further 4 years.
- 4.4 To retain their status, Judges must attend a clinic or seminar every four years for their respective category. Otherwise they may be removed from the list at the discretion of the Driving Committee.
- 4.5 An International Candidate and International Judge must officiate as member of the Ground Jury at an international event at least once every five years or, at the discretion of the Driving Committee, have his/her name removed from the FEI list of Judges.

ANNEX 2 CLASSIFICATION OF COURSE DESIGNERS

1. Categories of International Course Designers

Course Designers are divided into three categories:

- 1.1 International Candidate Course Designer.
- 1.2 International Course Designer.
- 1.3 Official International Course Designer.

2. Qualification Requirements for Course Designers

- 2.1 International Candidate Course Designer
The qualification requirements to become an International Candidate Course Designer are as follows:
 - 2.1.1 To have regular practice as a National Course Designer of the highest national qualification over a period of at least five years. This requirement may be reduced if the candidate has experience as an international competitor.
 - 2.1.2 To have assisted as Assistant Course Designer during at least one CAI-A and one CAI-B and to have received a favorable report from the acting Technical Delegate.
 - 2.1.3 To understand and speak one of the official two languages.
 - 2.1.4 To have attended and passed at least one FEI Course for International Candidate Course Designers.
- 2.2 International Course Designer.
The qualification requirements to become an International Designer are as follows:
 - 2.2.1 To regularly practice Course Designing and to have designed at least two CAI-B's.
 - 2.2.2 To have qualified at an FEI course for International Course Designers within the past four years with a recommendation from the Course Director.
 - 2.2.3 To understand and speak one of the official two languages.
- 2.3 Official International Course Designer
The qualification requirements to become an Official International Course Designer are as follows:
 - 2.3.1 To fulfill and continue to fulfill the qualification requirements for International Course Designers.
 - 2.3.2 To have had considerable experience proven by excellent performance as Course Designer at major FEI events.
- 3. Promotion of Course Designers
 - 3.1 International Candidate Course Designer
The FEI maintains a list of qualified International Candidate Course Designers who have been recommended by their NF and who have been accepted by the FEI Driving Committee. They must meet the qualifications of an International Candidate Course Designer before they may be recommended by their N F.
 - 3.2 International Course Designer
The FEI maintains a list of qualified International Course Designers who have been appointed by the FEI Driving Committee following receipt of recommendation from their relevant NF. They must meet the qualifications of an International Course Designer before they may be appointed.
 - 3.3 Official International Course Designer
The FEI maintains a list of qualified Official International Course Designers who have been selected by the Bureau from the list of International Course Designers after consultation with the Bureau.

4. Limitations

- 4.1. An International Course Designer must meet the qualifications for an International Course Designer, be recommended by his NF, and be appointed by the FEI Driving Committee within five years of becoming an International Candidate Course Designer. At the end of the five year period the International Candidate will either be promoted or dropped from the list.
- 4.2. International Course Designers who are no longer able or willing to act regularly will be removed from the FEI list by the FEI Driving Committee.
- 4.3. Course Designers of all categories must retire at the end of the year in which they reach the age of 70. In very special circumstances and on the recommendation of the FEI Driving Committee the age limit may be extended for a further four years.
- 4.4. To retain their status, Course Designers must attend a clinic or seminar every four years for their respective category. Otherwise they may be removed from the list at the discretion of the Driving Committee.
- 4.5. A Course Designer must officiate as Course Designer at an international event at least once every five years or, at the discretion of the Driving Committee, have his name removed from the FEI list of Course Designers.

ANNEX 3 CLASSIFICATION OF TECHNICAL DELEGATES

1. Categories of Technical Delegates

Technical Delegates are divided into three categories.

- 1.1 International Candidate Technical Delegate.
- 1.2 International Technical Delegate.
- 1.3 Official International Technical Delegate.

2. Qualification requirements for Technical Delegates

2.1 International Candidate Technical Delegate.

The qualification requirements to become an International Candidate Technical Delegate are as follows:

- 2.1.1 To have had regular practice as a National Technical Delegate over a period of at least five years, as well as having acted as Technical Delegate at two CANs under FEI rules. Experience on Organizing Committees, as well as having worked with a Course Designer is required. This requirement may be reduced if the Technical Delegate is an International Judge or an International Course Designer.
- 2.1.2 To have served as an assistant to an International Technical Delegate at a CAI A or CAIO.
- 2.1.3 To understand one of the official two languages.
- 2.1.4 To have attended and passed at least one FEI Course for International Candidate Technical Delegates.

2.2 International Technical Delegate.

The qualification requirements to become an International Technical Delegate are as follows:

- 2.2.1 To have acted as International Candidate Technical Delegate at one CAI B during the current or preceding year.
- 2.2.2 To have qualified at an FEI Course for International Technical Delegates within the past four years.
- 2.2.3 To understand and speak one of the official two languages.

2.3 Official International Technical Delegate.

The qualification requirements to become an Official International Technical Delegate are as follows:

- 2.3.1 To fulfill and continue to fulfill the qualification requirements for International Technical Delegates.
- 2.3.2 To have had considerable experience proven by excellent performance as Technical Delegate at major FEI Events.

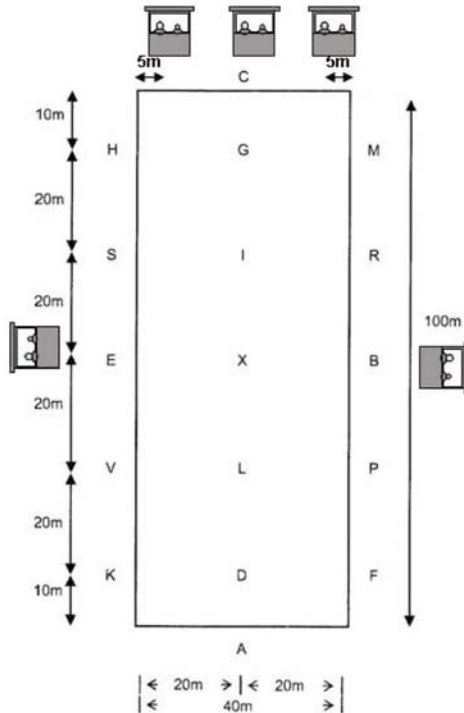
3. Promotion of Technical Delegates

3.1 International Candidate Technical Delegate.

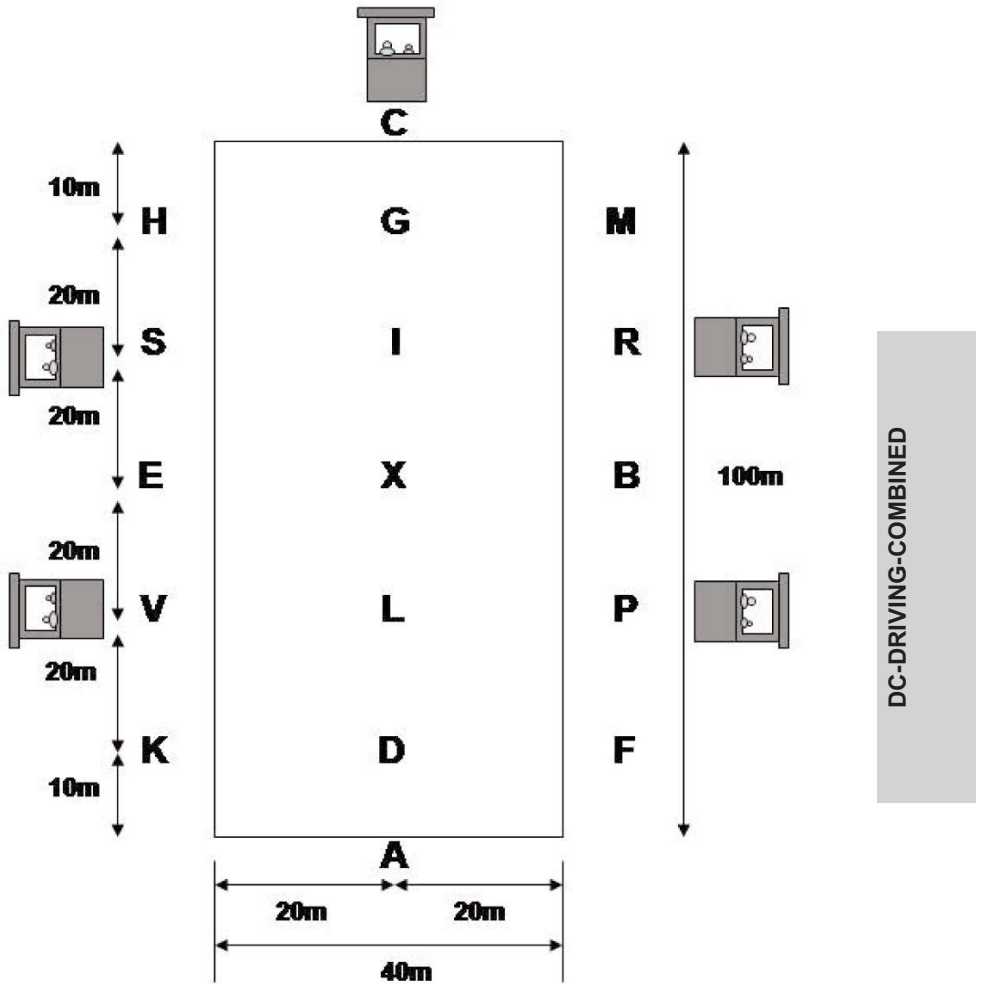
The FEI maintains a list of qualified International Candidate Technical Delegates who have been recommended by their NF and who have been accepted by the FEI Driving Committee. They must meet the qualification requirements for International Candidate Technical Delegates before they may be recommended by their NF.

- 3.2 International Technical Delegate.
The FEI maintains a list of qualified International Technical Delegates who have been appointed and recommended by the FEI Driving Committee following receipt of recommendation from the relevant NF. They must meet the qualification requirements for International Technical Delegates before they may be appointed.
- 3.3 Official International Technical Delegate.
The FEI maintains a list of qualified Official International Technical Delegates who have been selected by the Bureau from the list of International Technical Delegates after consultation with the FEI Driving Committee.
- 4. Limitations**
- 4.1 An International Candidate Technical Delegate must meet the qualification requirement laid down for International Technical Delegates, be recommended for promotion to the status of International Technical Delegate by his NF and be promoted by the FEI Driving Committee within five years of becoming an International Candidate Technical Delegate. At the end of the five year period International Candidate Technical Delegates will either be promoted or dropped from the list.
- 4.2 International Technical Delegates who are no longer able or willing to act regularly will be removed from the FEI list by the FEI Driving Committee.
- 4.3 Technical Delegates of all categories must retire at the end of the year in which they reach the age of 70. In very special circumstances and on recommendation of FEI Driving Committee the age limit may be extended for a further four years.
- 4.4 A Technical Delegate must officiate as Technical Delegate at an International Event at least once every five years or, at the discretion of the Driving Committee, have his name removed from the FEI list of Technical Delegate.
- 4.5 To retain their status, Technical Delegates must attend a clinic or seminar every four years for their respective category. Otherwise they may be removed from the list at the discretion of the Driving Committee.

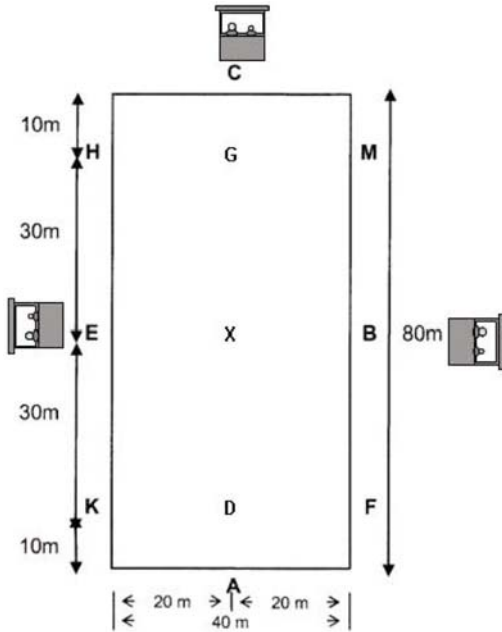
ANNEX 4 DIAGRAM OF THE DRESSAGE ARENA FOR TEST 8A



ANNEX 4A DIAGRAM OF THE DRESSAGE ARENA



ANNEX 5 DIAGRAM OF THE SMALL DRESSAGE ARENA



DC-DRIVING-COMBINED

ANNEX 6 RULE DIFFERENCES FOR FIVE SECTION MARATHONS

The following modified Articles shall be used for a Competition B Marathon Course of 5 sections.

1. Distances and speeds:

Section	Max Distance	Min. Distance	Paces	Maximum Speed km/hour	
				Horse	Pony
A	7000m	4000m	free	15	14
B	1000m	800m	walk	7	6
C	4000m		trot	19	17
D	1000m	800m	walk	7	6
E	9000m*	6000m	free	14	13

* At least 1 km per Obstacle.

2. Compulsory Rests

- 2.1 There must be a Compulsory Rest of at least 10 minutes at the end of Section D timed while the Entry is within the designated Veterinarian Inspection Area.
- 2.5 In the event of exceptional circumstances, the Minimum time required for the Compulsory Rests (after Sections B & D) may be increased at the discretion of the Ground Jury.

ANNEX 7 CLOSED MULTIPLE OBSTACLES

(Elements must be separated 20 cm – 40 cm)

1. Single "L"

Construction:

Sports – 40 cm to 60 cm from ground to top of rail

Elements – must be free standing; parallel or perpendicular

Single or sectioned rails; separated by 20 cm-40 cm Spacing

Markers – a pair of red and white markers, set within 15 cm

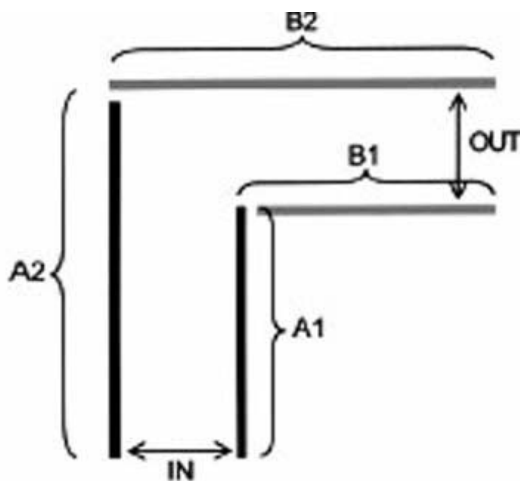
Element <A> at the IN gate and <> at the OUT gate

Horse: (minimum measurements)

	IN	A1	A2	B1	B2	OUT
Single	3	8	11	8	11	3
Pair	3	8	11	8	11	3
Tandem	4	8	12	8	12	4
Four in Hand	4	8	12	8	12	4

Pony: (minimum measurements)

	IN	A1	A2	B1	B2	OUT
Single	3	8	11	8	11	3
Pair	3	8	11	8	11	3
Tandem	3	8	11	8	11	3
Four in Hand	3	8	11	8	11	3



2. Double “L”

Construction:

Supports – 40 cm to 60 cm from ground to top of rail

Elements – must be free standing; parallel or perpendicular

Single or sectioned rails; separated by 20 cm-40 cm

Spacing.

Markers – indicating each section as follows:

A- within 15 cm of IN.

B – colored or wrapped rails or markers on the ground.

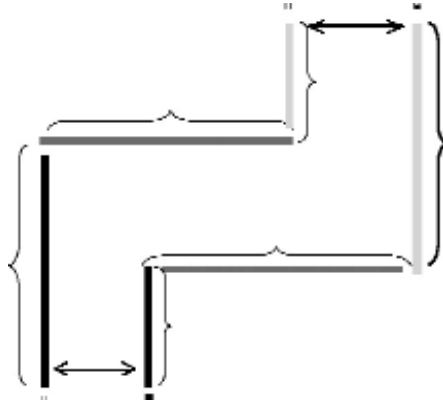
C – within 15 cm of OUT.

Horse: (minimum measurements)

	IN	A1	A2	B	B1	B2	C	C1	C2	OUT
Single	3	5	9	4	10	9	4	9	5	4
Pair	3	5	9	4	10	9	4	9	5	4
Tandem	4	5	10	5	10	9	5	10	5	5
Four Hand	4	5	10	5	10	9	5	10	5	5

Pony: (minimum measurements)

	IN	A1	A2	B	B1	B2	C	C1	C2	OUT
Single	3	5	9	4	9	9	4	9	5	4
Pair	3	5	9	4	9	9	4	9	5	4
Tandem	3	5	9	4	9	9	4	9	5	4
Four Hand	3	5	9	4	9	9	4	9	5	4



3. Single "U"

Construction:

Supports – 40 cm to 60 cm from ground to top of rail

Elements – must be free standing; parallel or perpendicular

Single or sectioned rails; separated by 20 cm-40 cm

Spacing

Markers – indicating each section as follows:

B - within 15 cm of IN.

B – colored or wrapped rails or markers on the ground.

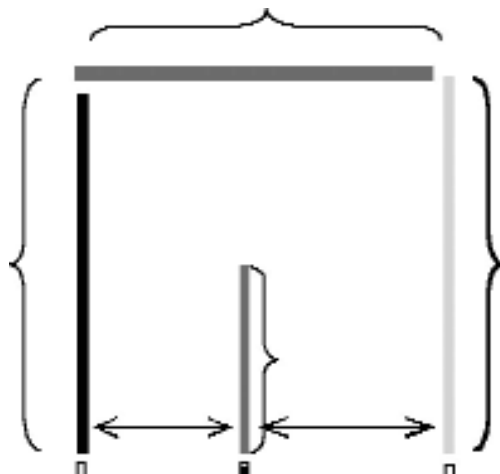
C – outside but within 15 cm of C.

Horse: (minimum measurements)

	IN	A1	B	B1	B2	C1	OUT
Single	3	9	4	5	7	9	4
Pair	3	9	4	5	7	9	4
Tandem	4	9	5	5	9	10	5
Four in Hand	4	9	5	5	9	10	5

Pony: (minimum measurements)

	IN	A1	B	B1	B2	C1	OUT
Single	2	8	3	5	5	8	3
Pair	3	9	4	5	7	9	4
Tandem	3	9	4	5	7	9	4
Four in Hand	3	9	4	5	7	9	4



4. Double “U”

Construction:

Supports – 40 cm to 60 cm from ground to top of rail

Elements – must be free standing; parallel or perpendicular

Single or sectioned rails; separated by 20 cm-40 cm

Spacing

Markers – indicating each section as follows:

B- within 15 cm of IN.

B, C – coloured or wrapped rails or markers on the ground.

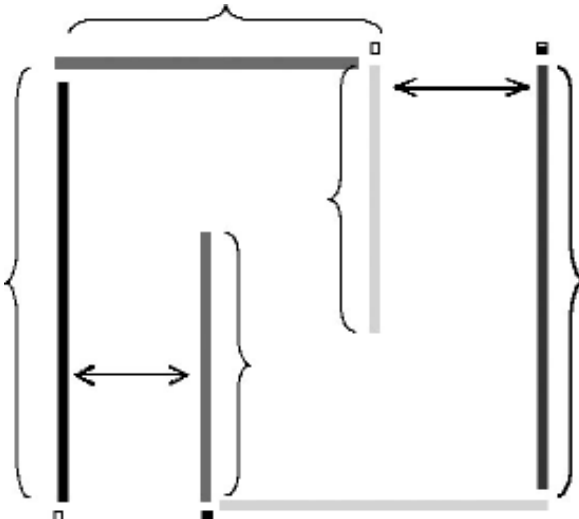
D – within 15 cm of OUT.

Horse: (minimum measurements)

	IN	AI	B	B1	B2	C	C1	C2	D1	OUT
Single	3	12	4	8	7	4	8	8	12	4
Pair	3	12	4	8	7	4	8	8	12	4
Tandem	4	13	5	8	9	5	8	10	13	5
Four in Hand	4	13	5	8	9	5	8	10	13	5

Pony: (minimum measurements)

	IN	AI	B	B1	B2	C	C1	C2	D1	OUT
Single	2	9	3	6	5	3	6	6	9	3
Pair	3	12	4	8	7	4	8	8	12	4
Tandem	3	12	4	8	7	4	8	8	12	4
Four in Hand	3	12	4	8	7	4	8	8	12	4



5. Box

Construction:

Supports – 40 cm to 60 cm from ground to top of rail

Elements – must be free standing; parallel or perpendicular

Single or sectioned rails; separated by 20 cm-40 cm

Spacing

Markers – indicating each section as follows:

C – within 15 cm of IN.

B – coloured or wrapped rails or markers on the ground.

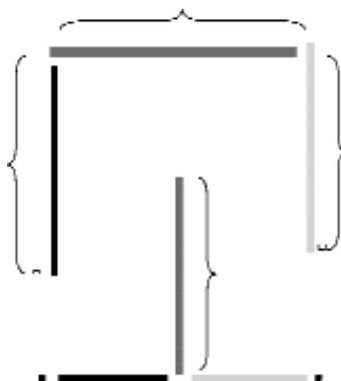
C – outside but within 15 cm of C.

Horse: (minimum measurements)

	IN	A1	A2	B	B1	B2	C1	C2	OUT
Single	3	4	8	4	7	8	4	7	4
Pair	3	4	8	4	7	8	4	7	4
Tandem	4	5	9	5	8	10	5	8	5
Four in Hand	4	5	9	5	8	10	5	7	5

Pony: (minimum measurements)

	IN	A1	A2	B	B1	B2	C1	C2	OUT
Single	2	3	7	3	6	6	3	6	3
Pair	3	4	8	4	7	8	4	7	4
Tandem	3	4	8	4	7	8	4	7	4
Four in Hand	3	4	8	4	7	8	4	7	4



6. Double Box

Construction:

Supports – 40 cm to 60 cm from ground to top of rail

Elements – must be free standing; parallel or perpendicular

Single or sectioned rails; separated by 20 cm-40 cm

Spacing

Markers – indicating each section as follows:

D-within 15 cm of IN.

B, C – coloured or wrapped rails or markers on the ground.

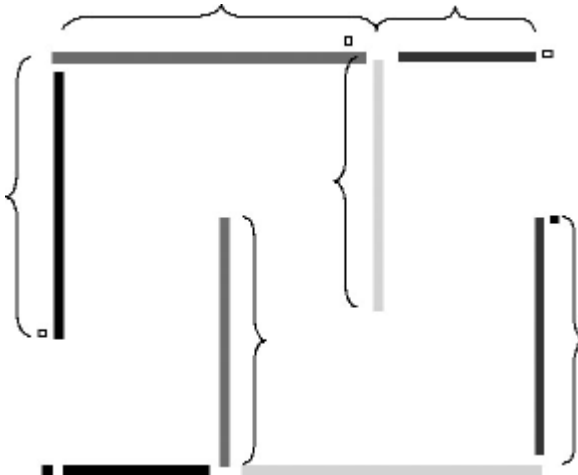
D – within 15 cm of OUT.

Horse: (minimum measurements)

	IN	A1	A2	B	B1	B2	C	C1	C2	D1	D2	OUT
S	3	4	8	4	7	8	4	7	8	7	4	4
P	3	4	8	4	7	8	4	7	8	7	4	4
T	4	5	9	5	8	10	5	8	10	8	5	5
4	4	5	9	5	8	10	5	8	10	8	5	5

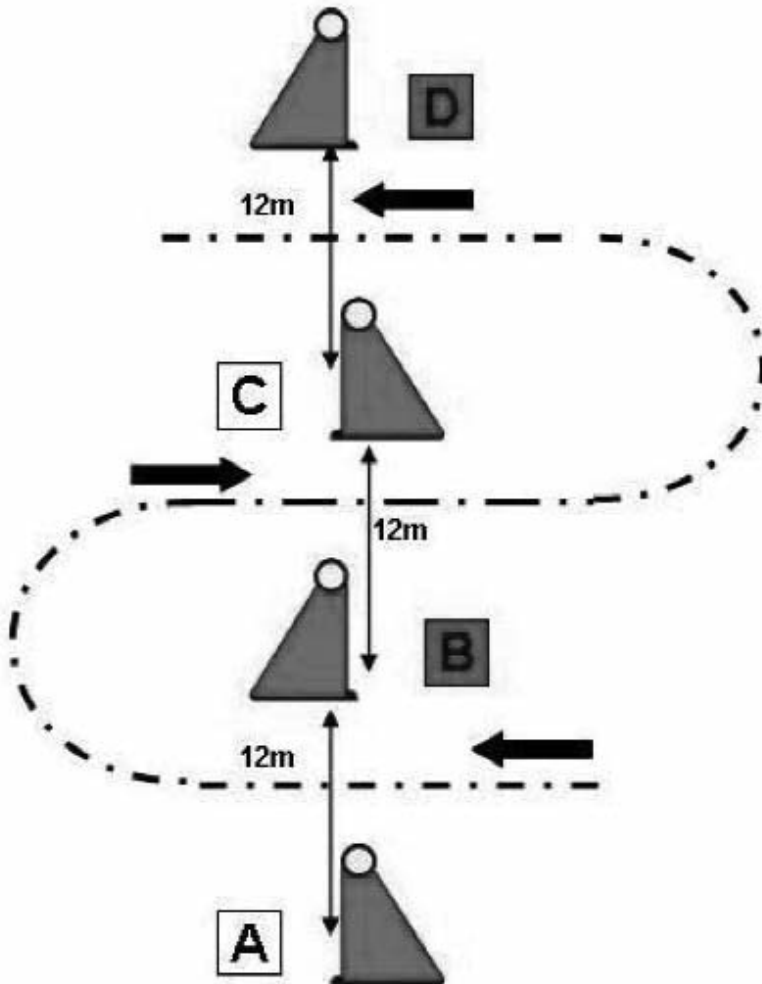
Pony: (minimum measurements)

	IN	A1	A2	B	B1	B2	C	C1	C2	D1	D2	OUT
S	2	3	8	3	7	6	3	7	6	7	3	3
P	3	4	8	4	7	8	4	7	8	7	4	4
T	3	4	8	4	7	8	4	7	8	7	4	4
4	3	4	8	4	7	8	4	7	8	7	4	4



ANNEX 8 OPEN MULTIPLE OBSTACLES

1. SERPENTINE DC152.3 [FEI Art. 952.3].



DC-DRIVING-COMBINED

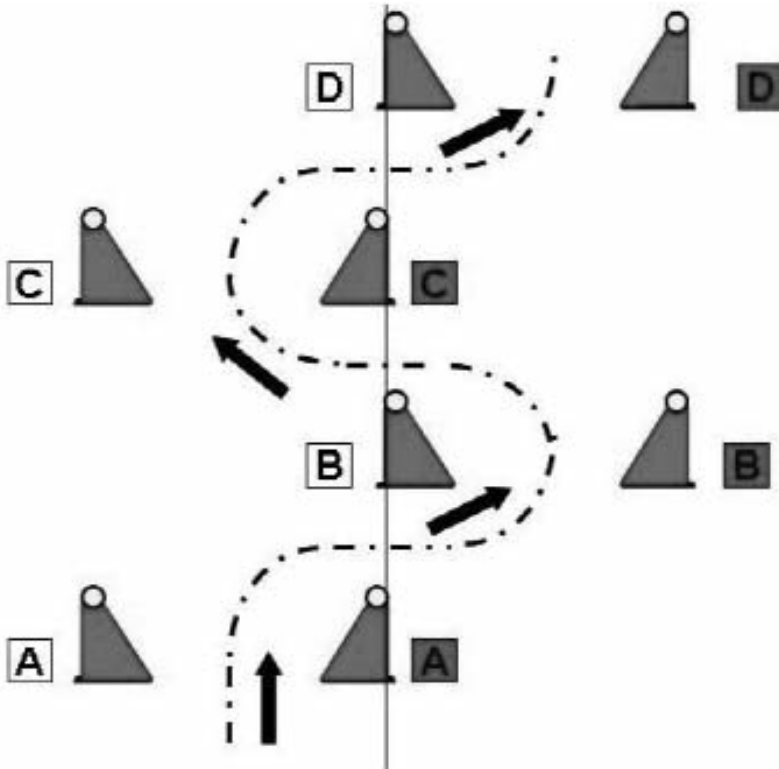
Minimum distance between Cones Centre to Centre

	Horses	Ponies
Four-in-Hand	12m	10m
Pair	8m	8m
Tandem	12m	10m
Single	8m	8m

Cones to be set in a straight line with Flag on opposite sides

2. ZIGZAG DC152.3 [FEI Art. 952.3]

DC-DRIVING-COMBINED



Minimum distance between Cones Centre to Centre

	Horses	Ponies
Four-in-Hand	12m	10m
Pair	11m	10m

(See FEI Art. 953.1.1 Competition C Summary)

Tandem	12m	10m
Single	11 m	10m

Centre line cones to be set in a straight line, either in front, at the middle or at the rear of the cone (as shown above) with markers placed within 15 cm. The centre line cone shall not be adjusted, the outside cone shall be set to the required track width.

ANNEX 9 THE BRIDGE

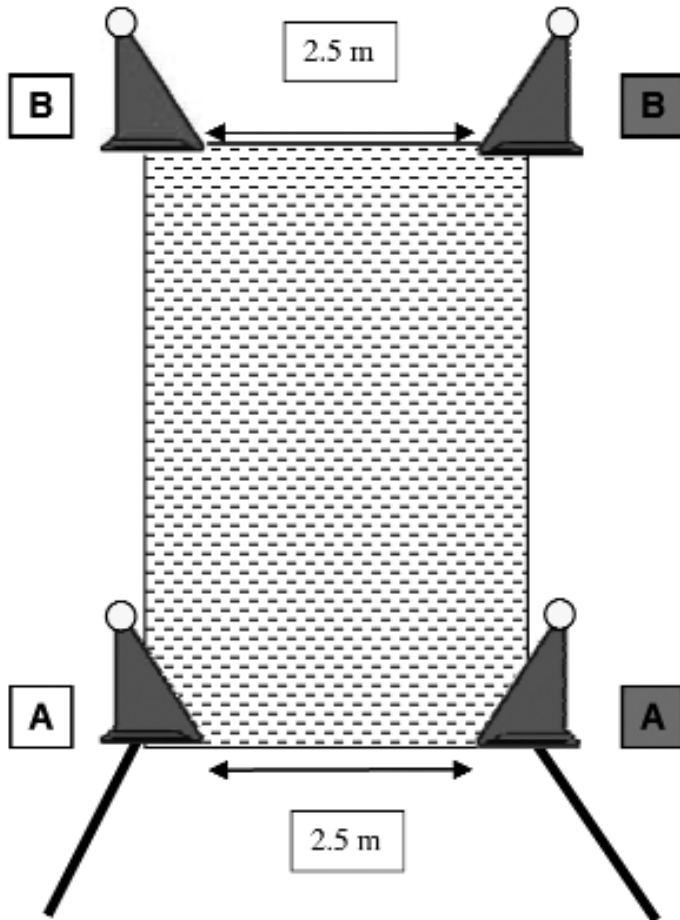
DC152.4 [FEI Art. 952.4]

3. BRIDGE

Dimensions:

10m x 3m; maximum 20cm high with fan shaped wings.

Cones: required at both ends adjacent to bridge, with red and white letters A at entrance and letters B at exit, set at a constant clearance of 2.5 metres for all classes.




APPENDIX H

MEASUREMENT OF COMBINED DRIVING PONIES

1. The USEF Measurement Certificate will be presented at the First Veterinary Inspection. If a pony is not in possession of a fully and correctly completed Measurement Certificate, the Ground Jury may order the pony to be remeasured by the Technical Delegate and the Competition Veterinarian and/or a Judge, pursuant to Chapter 5, Subchapter 5-C. Failure to allow the pony to be remeasured will result in the pony being disqualified at that competition. The remeasurement must be reported to the Ground Jury, which must then disqualify the pony from the competition if it is over height (see DC111.2).
2. Ponies without Measurement Certificates will be measured before the ***First Horse Inspection*** at their first competition of the year.
3. Measurement will be conducted by the ***officiating USEF licensed*** Technical Delegate and the Competition Veterinarian and/or a Judge. ***In the event that either can not be present, then one of the officiating USEF licensed judges may serve as an alternate for either the Veterinarian or the Technical Delegate.***
4. The measurement specifications will be recorded on a Certificate of Measurement. A copy of this Certificate will be given to the competitor at the time of measurement.
5. Measurement will be required yearly until the pony has reached the age of eight years. Animals four through seven years old will be issued an annual Temporary Certificate of Measurement. Animals eight years and older will be issued Permanent Certificates of Measurement which will not need to be renewed.
6. The Ground Jury questions the height of a pony and the pony is in possession of a fully and correctly completed Measurement Certificate, the Ground Jury may request, through the Federation, that the pony be remeasured by a licensed Technical Delegate and a Veterinarian who are approved by the Federation, pursuant to Chapter 5, Subchapter 5-C. Remeasurement must be made within 30 days of the request.

CHAPTER EN ENDURANCE RIDING DIVISION

- EN101 Preamble.
- EN102 Introduction.
- EN102 The Course.
- EN103 Marking of the Course.
- EN104 Modification to the Course and Rescheduling/Delay or Abandonment of Events.
- EN105 Method of Starting.
- EN106 Time and Record Keeping.
- EN107 Competition and Fair Play.
- EN108 Schedule of the Competition.
- EN109 Dress Code.
- EN110 Saddlery and Equipment.
- EN111 Minimum Weights.
- EN112 Classification.
- EN113 Categories of Endurance Rides.
- EN114 Eligibility.
- EN115 Entries.
- EN116 Veterinary Control.
- EN117 Veterinary Inspections and Examinations of Horses.
- EN118 Best Condition.
- EN119 Awards.





CHAPTER EN ENDURANCE RIDING DIVISION

EC 12/14/09 Effective immediately

EN101 Preamble.

1. GENERAL.

a. The following rules and regulations have been adopted from those of *the Federation Equestre Internationale (FEI)* and the American Endurance Ride Conference (AERC), the official Federation affiliated endurance discipline organization.

b. USEF National *Endurance* Rides may vary in distance from 50 miles to a maximum distance of 300 miles, and are approved through sanctioning by AERC and the Federation. Ride organizers shall be responsible for fees assigned by each organization for sanctioning of said rides. See GR309.8.

c. *Organizers of Endurance Competitions must comply with current Federation and AERC competition licensing requirements and must apply directly to both the Federation and AERC for competition recognition and licensing.*

d. *In order to compete in any Endurance Competition at USEF licensed competitions as a rider, a person must be a member of the AERC, or pay a nonmember day fee to the AERC.*

e. *All riders and horses must be entered in the concurrent AERC competition, if one is so offered. Riders and horses entered in the concurrent AERC Competition must abide by the AERC Rules.*

2. RESPONSIBILITY.

a. While it is assumed that most participants are responsible and caring, it is recognized that a highly competitive and demanding sport requires regulation. The primary concern in establishing rules and regulations is to assure that competition occurs within standardized parameters considered fair and reasonably safe for equine and rider. At all times, the safety and well being of the horse is paramount. The Federation services the requirements of the competitor by promulgating and establishing rules and regulations, recording and publishing results of events, and providing awards; but the competitor is totally responsible for self and mount before, during and after an endurance ride. These Rules and Regulations provide minimum conditions and directives for managing and competing in National Rides. Each competitor is ultimately responsible for knowing these rules and complying with them.

b. The appointment of a steward, veterinarian or official, whether or not provided for in these rules, does not absolve the competitor from such responsibility.

3. CIRCUMSTANCES NOT COVERED IN THESE RULES.

a. For any circumstances not specifically covered in these rules, reference should be made to the following publications: (Listed in order of precedence.)

FEI Approved Definite Schedule

FEI Statutes

FEI General Regulations

FEI Veterinary Regulations

FEI Rules for Endurance Riding

FEI Endurance Guidelines and Clarification (if published)

AERC Rules

AERC Veterinarian's Handbook

AERC Ride Manager's Handbook

b. Every eventuality cannot be provided for in these Rules. As a result, this edition of the Rules is designed for flexibility to adapt to an evolving discipline. In any unforeseen or exceptional circumstances, it is the duty of the Organizing Committee and the Veterinarians to make a decision in a sporting spirit and approaching as nearly as possible to the intention of these Rules the Rules of the Federation and the AERC. Officials shall give the competing horses' well being the highest priority when making decisions during a competition.

c. The detailed Rules for the USEF/AERC concurrently sanctioned Endurance Rides must be read in conjunction with the USEF General Regulations.

FOR THE WELFARE OF THE HORSE

The USEF expects all those involved in national level endurance rides to adhere to the USEF Code of Conduct and to acknowledge and accept that at all times the welfare of the horse must be paramount and must never be subordinated to competitive or commercial influences.

At all stages during the preparation and training of competition horses, welfare must take precedence over all other demands. This includes good horse management, training methods, farriery and tack, and transportation.

Horses and competitors must be fit, competent and in good health before they are allowed to compete. This encompasses medication use, surgical procedures that threaten welfare or safety, pregnancy in mares and the misuse of aids.

Events must not prejudice horse welfare. This involves paying careful attention to the competition areas, ground surfaces, weather conditions, stabling, site safety and fitness of the horse for onward travel after the event.

Every effort must be made to ensure that horses receive proper attention after they have competed and that they are treated humanely when their competition careers are over. This covers proper veterinary care, competition injuries, euthanasia and retirement.

EN102 Introduction.

1. Endurance Riding is a competition to test the competitor's ability to safely manage the stamina and fitness of the horse over an endurance course in a competition against the track, the distance, the climate, the terrain and the clock. Therefore, the most important responsibility of the Organizing Committee (OC) and the Veterinary Commission and ultimately the rider is to ensure the health and welfare of the horse by diligent application of their skill together with a caring, knowledgeable attitude by the rider. To be successful, the competitor must have knowledge of pace and efficient and safe use of the horse across country. In an Endurance Ride any member of the Genus Equus counts as a "horse."

2. The competition consists of a number of phases.

2.1 No phase may exceed 25 miles (40 km) and should, in principle, be not less than 12 miles (20 km) in length.

2.2 At the end of each phase, there will be a compulsory halt for veterinary inspection. President of the Veterinary Commission (PVC) should be consulted on the distance of each phase and the hold times in each Vet Gate(s).

2.3 In a 100 mile (160 km) ride there must be at least five Vet Gates plus the final inspection. (6 phases)

2.4 Phases may be spread over one or more days.

2.5 Each phase of an Endurance competition must be separated by a compulsory rest period, or hold time.

2.6 Each day of an Endurance competition must be divided into at least two phases, separated by a veterinary inspection and a compulsory rest period, or hold time.

2.7 In every Endurance competition, there shall be at least one hold no shorter than 40 minutes.

2.8 In 3-Star events, total hold time for the event must at least meet a ratio of 1 minute per 1 km (1.6 minutes per mile), e.g.: for a 160 km (100 mile), a minimum hold time total of 160 minutes.

2.9 The maximum scheduled hold time for a single hold in a one-day event shall be 60 minutes, and in 3-Star events there shall be at least one hold of at least 50 minutes.

2.10 Also, hold times in vet gates requiring recovery inspections must be a minimum of 40 minutes, and for such recovery inspections horses should be allowed to present up to 15 minutes prior to their departure time.

3. Whatever the order and rules for starting, each competitor must carry out the whole competition as if he/she were alone and competing against the clock.

4. An Endurance Ride is a competition against the clock. The combination that finishes the course in the shortest time will be classified as the winner of the competition after successfully completing all final Veterinary Inspections and medication control as well as other protocols in place for the safety of the horse and rider under these Rules, the USEF General Regulations and the AERC Endurance rules. Competitions shall be organized to allow competitors to establish their own pace to compete against the clock, subject to:

- 4.1 *Due to the conditions of the course or other considerations which might adversely affect the opportunity to safely complete a course, the Organizing Committee (OC) may establish a maximum time for a section of the course or a phase of competition and/or the closing times for one or more Vet Gates, in order to ensure competitors are not falling too far behind the actual pace of the ride in order to ensure horse safety.*
- 4.2 *Conversely, due to circumstances related to trail safety, the OC may establish sections of a course where controlled gaits of the horse and/or maximum speed apply. However, this will depend on the given circumstances of a specific course as well as time of day and generally should not exceed 3 miles (5 km) at any one time or 5% of the course. Generally, there should not be more than one section under controlled speed and/or set pace per phase of the course, and never in the final phase.*

EN102 The Course.

1. *The Organizing Committee (OC) shall select a technically challenging course across country within the limits provided by the terrain. They should attempt to implement technically challenging factors including, but not limited to: changes in footing, changes in terrain, changes in altitude, changes in direction.*
2. *The type of terrain and altitude differentials must be clearly indicated in the schedule of the competition.*
3. *In principle, the course should not contain more than 10% of hard surface roads intended for vehicular use.*
4. *In general, the more demanding part of the course should be earlier in the ride.*
5. *The distance of the phases shall be determined by the OC and should be published in the Prize List.*
6. *Technical challenges within the course may include naturally occurring obstacles such as ditches, steep climbs or descents, or water crossings, but may not be something specially constructed to add additional technical challenge to the course.*
7. *As far as possible those technical challenges must be left in their natural state. If necessary, they should be reinforced so that they remain in the same state throughout the competition.*
8. *The finish must be long and wide enough to enable several horses to finish at speed without interfering with each other, and must provide sufficient run-out to allow competitors to safely come to a stop after crossing the finishing line in any potential sprint or gallop. It must be situated as close to the Vet Gate as possible.*

EN103 Marking of the Course.

1. *General Requirement: The marking of the course must be done in such a manner that there is no doubt on how to proceed along the course. The markings can be flags, ribbons, indicators, lime, paint etc.*
2. *Order of Course: The competitor must complete the entire course in the direction as marked on the map referred to in EN103.8.*
3. *Errors on Course: Any error of course must be corrected from the place where the error has started under penalty of disqualification. Alternatively, if correcting a course error is not feasible and/or in the best interest of the horse, the Organizer may determine an alternative which will require the competitor to complete an equivalent distance over the same type of terrain, such distance to be made up within a single phase thereby ensuring the competitor still passes through each Vet Gate in the correct order and within the time limits in force. In such cases the competitor will receive a completion classification only. The competitor may not be considered for the Best Condition award or for contribution to team scoring or individual classification for placing.*
4. *Boundary Flags: Boundary flags or other acceptable indicators must be used to mark defined sections of the course, and to mark the start and finish lines. Such flags or indicators, etc. must be respected wherever they may occur in the course under penalty of disqualification. . Whenever a short cut is possible on the course the Organizing Committee must place a steward to control that the obligatory passage is respected.*
5. *Trail Markers: Direction flags or signs are intended to show the general direction and path to be taken to help competitors to find their way. They must be placed so that competitors can recognize them without loss of time. A distance marker should be placed every at least every 6 miles (10 km).*

6. *Plan of the Course: Each competitor will in advance be given access to a map or plan showing the track of the course and the location of any compulsory halts or obligatory obstacles.*
7. *Start and Finish: The start and finish of each phase must be clearly and distinctly marked with the appropriate signs.*
8. *Map: A map in a scale of at least 1:50,000 should be available to competitors when the course is finalized, preferably at the ride briefing and certainly before the start of the ride.*

EN104 Modification to the Course and Rescheduling/Delay or Abandonment of Events.

1. *Course Modification: After the course has been officially established, no alteration shall be made without the approval of the Organizing Committee.*
2. *Rescheduling/Delay of Event: In exceptional circumstances, an event may be rescheduled or delayed in start by the OC.*
 - 2.1 *Organizing Committees are encouraged in all event planning to anticipate the possibility of the need to either delay the start of an event by up to 30 hours and/or to reschedule completely.*
 - 2.2 *Exceptional Circumstances: Such Exceptional Circumstances are those which arise on short notice and can be reasonably foreseen to produce unreasonable and unfair risks to riders and/or horses during the conduct of the event.*
3. *Abandonment of Event: When catastrophic occurrences or circumstances arise at or during an event, an event may be abandoned by the OC.*
 - 3.1 *Organizing Committees are encouraged in all event planning to anticipate the possibility of the need to abandon an event and evacuate the venue.*
 - 3.2 *Catastrophic Occurrences or Circumstances are those which arise on short notice and are determined to dangerously risk rider and/or horse safety, and which cannot be avoided through Course Modification, Rescheduling or Delay of the Event.*
4. *Nature of Endurance: In all cases it should be remembered that this discipline anticipates competition over and in challenging terrain, weather and circumstances as a test of endurance, and so delay, rescheduling and abandonment should be used only as extraordinary remedies.*
5. *Notifications: In any case noted above, the riders should be officially and personally informed as soon as practicable of the decision, certainly before the start or before the phase concerned.*

EN105 Method of Starting.

1. *Horses must not cross the starting line before the signal is given.*
2. *If a competitor makes a start which is in any way false, under penalty of disqualification the competitor must return and re-cross the start line. However, their starting time will be recorded as if they had started when originally given the signal.*
3. *The starting time of any competitor who does not present himself/herself on time for start is recorded as if they had started on time. No competitor may start later than 15 minutes after their starting time under penalty of disqualification.*

EN106 Time and Record Keeping.

1. *As timing plays such an important part in the competition, Organizing Committees must ensure that each competitor's start and finish time for each timed phase is accurately noted and recorded by properly qualified persons using synchronized timekeeping methods.*
2. *Each competitor will be issued a time card or acceptable and reliable alternative for each event.*
3. *Organizing Committees must arrange for alternative power sources and back-up record-keeping for timing and all recorded information when electronic systems are the primary methodologies. Time keeping systems with timekeepers are required at the start and finish of each timed phase to record the times of each competitor.*
4. *Total Time is counted from the instant the signal is given to start until the instant when a competitor crosses the finish line. Riding Time is the Total Time less the sum of the printed compulsory hold periods.*
5. *The veterinary gate system at compulsory halts must be used.*

6. At vet gates, the timing of the competitors must be performed in such a manner to avoid any delay to a competitor's timing caused by the arrival of several horses simultaneously for inspection.

EN107 Competition and Fair Play.

1. A rider may lead or follow their horse on course, but must be mounted to pass through the start of any day and the finish line of the day's final phase under penalty of disqualification.
2. A competitor who does not respect any given time limits will be penalized by disqualification.
3. On the course, no other person may lead or ride the horse once the competitor has started under penalty of disqualification.
4. Willful obstruction of an overtaking competitor by a slower competitor may be penalized by disqualification. This is not to prevent competition between riders on course for placing, but is intended to apply in situations where the slower competitor is being lapped or passed due to travelling at a significantly slower pace or because of other problems of refusal or equipment issues.
5. A competitor who fails to qualify for the next phase of competition or is disqualified for any reason must leave the course at once and has no right to continue unless there is no viable alternative and only after being approved by the OC
6. Permitted Assistance During Event or On Course:
 - 6.1. The Event Schedule shall specify where assistance is allowed both within vet gates and on course during an event.
 - 6.2. Competitors must have access to water on course at least every 6 miles (10 km).
 - 6.3. In any case including while on course, for example after a fall or if the competitor is separated from their horse, or in the case of loose or lost horseshoes, a competitor may be assisted.
 - 6.4. For other Permitted Assistance, the Event Schedule shall be determinative for each event.
7. Forbidden Assistance: In general terms the following types of activities are forbidden, subjecting offending riders to the possible receipt of yellow card warning(s) or disqualification, including but not limited to:
 - 7.1. Being followed, preceded or accompanied on any part of the course by any vehicle, bicycle, pedestrian, or a rider not in the competition.
 - 7.2. Providing aid on any part of the course not specifically designated for such aid.
 - 7.3. Accepting aid on any part of the course by someone not authorized to provide it.
 - 7.4. Being followed, preceded or accompanied on any part of the course by an unauthorized vehicle.
 - 7.5. A third party encouraging a horse to trot in a vet gate.
 - 7.6. Someone on course encouraging the horse(s) by any means whatsoever.
 - 7.7. Cutting wire fences, or altering a part of an enclosure on or within the course so as to clear away or to cut down trees or eliminate challenges or alter technical aspects of the course.
 - 7.8. Accepting any intervention by a third party, whether solicited or not, with the object of giving advantage to the competitor or their horse.

EN108 Schedule of the Competition.

1. In the schedule which is published by the Organizing Committee of any CEI event, there is no necessity to repeat the Rules. Any exception to the Rules must be specifically listed.
2. It is sufficient to give the category of the competition, the distances, the speeds, total time limit, the possible time limit for each phase, entry fees and deadlines, plus any other items required by the Federation General Rules.

EN109 Dress Code.

1. Protective headgear, of a recognized equestrian/endurance standard and adequately secured, is compulsory for all persons at all Endurance events while mounted.
 - 1.1. The protective headgear must be properly fitting protective headgear which passes or surpasses ASTM (American Society for Testing and Materials)/SEI (Safety

Equipment Institute) standards for equestrian use and carries the SEI tag. Harness must be secured and properly fitted.

- 1.2. It is the responsibility of the rider, or the parent or guardian of the junior rider to see to it that the headgear worn complies with appropriate safety standards for protective headgear intended for equestrian use, and is properly fitted and in good condition, and the Federation, Organizing Committee, and Officials or volunteers are not responsible for checking headgear worn for such compliance.
- 1.3. The Federation makes no representation or warranty, express or implied, about any protective headgear, and cautions riders that death or serious injury may result despite wearing such headgear as all equestrian sports involve inherent dangerous risk and as no helmet can protect against all foreseeable injuries.
2. Safe riding footwear with heels of 12 mm (1/2 inch) or more, or alternatively caged/boxed stirrups/equestrian safety stirrups are required to compete in a CEI event.
3. Dress, that is appropriate and not detrimental to the image of Endurance Riding, is expected and required at all Endurance events.

EN110 Saddlery and Equipment.

1. In principle, there is no restriction on saddlery; however Draw (Running) Reins/French Reins are forbidden, but saddlery must be in safe condition and should fit the horse.
2. Specific safety equipment, such as reflective items or otherwise, may be required as indicated in the schedule of the competition.
3. Whips (or the use of any other item as a whip) and Spurs are prohibited.
4. The use of mobile phones and GPS devices are permitted for safety reason. All other forms of communication devices must be approved by the Organizing Committee prior to competition.

EN111 Minimum Weights.

1. Riding Weight is the total weight of the rider plus all tack except bridle, reins, and bit. Water bottles must be empty.
2. At all 2* and 3* events the minimum Riding Weight is 165 lbs. (75 kg).
3. At all 1* events the minimum Riding Weight is 154 lbs. (70 kg).
4. There shall be no minimum Riding Weight in Young Rider and/or Junior competitions, unless specified in the Definite Schedule.
5. Weight control must be carried out before the start and, where applicable, after the finish, and may take place at random during the event.
6. The competitor must maintain the minimum Riding Weight at all times during the riding phases under penalty of disqualification. It is the rider's responsibility to weigh in immediately after crossing the finish line if requested to do so.
7. Organizers must provide a reliable weighing machine.

EN112 Classification.

1. *Individuals:* In an endurance competition, the winner is the combination with the shortest elapsed riding time who successfully passes or complies with all protocols and requirements, including but not limited to the final veterinary examination.
2. *Teams:* The winning team is the team with the best time after adding the final classification of the three highest placed competitors in the team. In the case of a tie, the winning team will be the one whose third competitor has the best time. In the event there are fewer than 3 members of a team who are classified, such teams are not eligible for team placing.
3. *Dead Heat:* When two or more competitors, who started together, have the same total elapsed riding time, they are classified according to their respective passage across the finish line. Dead Heats (Ties) between Individuals are permitted.
4. *Disqualification, Retirement or Failure to Qualify for the next Phase:*
 - 4.1. *Disqualification:* Occurs when a competitor is removed from further competition for a violation of these Rules.
 - 4.2. *Failure to Qualify for the Next Phase:* Results when a competitor is removed from competition for failure to successfully pass a veterinary examination, to complete the full course as required, or to meet all time requirements for presentation or completion.

- 4.3. *Retirement: Results when a competitor voluntarily withdraws from competition, but may only be considered voluntary and a Retirement when: the competitor has correctly finished all phases to that point; the competitor has completed its most recent phase by passing all required veterinary inspections following that phase, including compulsory recovery inspection or veterinary requested recovery inspection; and has not otherwise provided for removal from competition.*
5. *All horses removed from competition, voluntarily or otherwise and at any point within the event, must be presented for veterinary inspection within 30 minutes of removal. If removal occurs on course the horse must be inspected by a member of the veterinarian panel as soon as it is returned to the ride base and the horse's veterinary records updated accordingly.*

EN113 Categories of Endurance Rides.

1. CEI Events
 - 1.1. *These events must comply with the requirements of the Federation and the AERC.*
 - 1.2. *Where there is a team competition, the number of teams which can be accepted is at the discretion of the Organizing Committee. Teams may consist of three to five competitors, not necessarily grouped by nationality or regionality, details to be indicated in the approved schedule.*
 - 1.3. *CEIs are defined in the USEF and FEI Calendar. National level CEIs are divided into three different star levels as follows:*
 - 1.3.1. *3 Star: All rides of 140 km - 160 km (87 - 100 mi.) in one day, or 90-100 km (55 - 62) over 2 days, or 70- 80 km (43 - 50) over 3 days or more. Maximum Pulse at Vet Gates: 64 bpm within 20 minutes.*
 - 1.3.2. *2 Star: All rides between 120 km and 139 km (74 - 86 mi.) in one day or between 70 km and 89 km (43 - 55 mi.) over two days. Maximum Pulse at Vet Gates: 64 bpm within 20 minutes.*
 - 1.3.3. *1 Star: (Low Level Event) All rides between 80 km and 119 km (50 - 74 mi.) in one day. Maximum Pulse at Vet Gates: 64 bpm within 20 minutes.*
 - 1.4. *At Final Exams, the Maximum Pulse shall be 64 bpm within 30 minutes.*
 - 1.5. *The pulse criteria may be reduced during the ride if, in the opinion of the President of the Vet Commission and the Organizing Committee, they believe there is a danger to the safety of the horses.*

EN114 Eligibility.

1. Riders:
 - 1.1. *Entry is open to all USEF/AERC members age 16 or over (as of January 1st), and those having reached the age of 14 years old and up to the age of 16 if they have a letter from the American Endurance Ride Conference (AERC) granting them permission to ride unsponsored.*
 - 1.2. *Ride management may choose not to honor the 'unsponsored young rider' concept and may require all persons less than 16 years of age to have sponsors.*
2. Horses:
 - 2.1. *For 1-Star and 2-Star events, horses must be at least 6 years old to participate.*
 - 2.2. *For 3-Star events, horses must be at least 7 years old to participate.*
 - 2.3. *Mares obviously in advanced pregnancies, meaning over 120 days, or with foal at foot cannot be entered in an Endurance event.*
 - 2.4. *All ages are determined as of January 1st of the year of the event for which eligibility to participate is sought, and must be confirmed either through reliable registrations or written veterinary opinion.*

EN115 Entries.

1. *Entry forms for Horses must include the name/names, breed, sex, age, color, AERC Number, and USEF Horse Recording Number, if applicable.*
2. *At an Event, a competitor may withdraw any or all his Horses from a Competition, but he may not add a Horse not previously entered for that Competition without the Approval of the OC.*

EN116 Veterinary Control.

1. *The Veterinary Commission has absolute control on all matters concerning horse safety.*

2. There must be a minimum of one Treatment Veterinarian present at the event from the pre-vet through awards.
3. The series of inspections and examinations required by these Rules are established in the interest of the health, safety and welfare of the horse in the competition.
4. Should an entered horse die for any reason during the period between the first inspection and the final inspection, the Organizing Committee in consultation with the Veterinarians is obliged to write a report on the circumstances to the USEF and AERC.
5. Only competitors whose horses have passed all the inspections and examinations are entitled to be classified in the final list of results.
6. All the relevant information required at the inspections and examinations must be recorded on an individual veterinary record for each competitor and must, in principle, be available at all subsequent inspections and examinations. Such records may be produced electronically (with back up) or by hard copy. Competitors are entitled to see and copy the record referring to their horses immediately after the inspection or examination. Veterinary cards may be retained by the Organizing Committee.
7. The arrival time into the Vet Gate must be recorded and the horse must be presented to the veterinary commission for inspection within the presentation time (recovery time).
- 7.1. The presentation time (recovery time) is the length of time (usually 20 to 30 minutes) as defined in the ride schedule (prize list) or at the ride briefing, which is the maximum allowable time from each horse's arrival time to the time crossing into (the pulse area of) the veterinary inspection area.
8. The compulsory halts are operated by establishing a vet gate with an inspection area that the competitors/grooms enter with the horse when they decide that the horse is ready to pass the veterinary inspection. When handlers have entered the inspection area, they must proceed with the horse directly to the nominated vet at a reasonable pace showing constant forward motion.
9. Once a horse has successfully passed the pulse control, its timed hold, starting from the moment the horse was presented to the Veterinary Commission, continues for the stated period. During the timed hold, all the other aspects of the inspection, including trotting the horse, will be carried out.
10. The Organizing Committee together with the Veterinary Commission can decide to modify the length of timed holds according to extreme weather conditions or other exceptional circumstances. Modifications must be announced to all competitors before the start of the phase concerned.

EN117 Veterinary Inspections and Examinations of Horses.

1. Horse Inspections:
 - 1.1. *First Inspection:* In principle, it should take place on the day preceding the start of the competition and is performed by the Veterinary Commission. It will be conducted according to the standards for all inspections, as outlined below, to include: Heart Rate, Respiratory System, General Condition, Gait Evaluation, Soreness, Lacerations, Wounds, Range of Motion and other matters and items which from time to time may be added to the Veterinary Card.
 - 1.2. *Inspections Generally:* There are no differences between the Veterinarians responsibilities to evaluate a horse between the First Inspection and the Final Inspection. The same standards apply to judging fitness to continue both metabolically and in terms of gait evaluation.
 - 1.3. *Inspection Decorum:* The inspection areas should remain politely quiet in respect to riders and horses under the stresses of intense competition.
 - 1.4. *Compulsory Recovery Inspections (Exit Exams):* The Veterinary Commission, in consultation with the organizing committee, will establish prior to the pre-ride briefing, at which Vet Gates they will require horses to be presented for a compulsory recovery inspection. This inspection will be at up to 15 minutes before that competitor's scheduled departure time from that Vet Gate.
 - 1.5. *Requested Recovery Inspections:* The examining veterinarian may ask a competitor to present their horse for re-inspection up to 15 minutes prior to its scheduled departure if after passing the horse, the veterinarian retains concerns about the horse's continuing stability. This rule is in place to provide the benefit of the doubt for the opportunity to continue to the horse.

- 1.5.1. *Failure to represent within the hold time for that horse will result in failure to qualify for the next phase.*
- 1.6. *Vet Gate Inspection (Pulse gate): The first mandatory inspection of the horse at the end of each phase.*
- 1.7. *Vet Gate Re Inspection (Pulse Re-tries): If during the Vet Gate Inspection the horse's heart rate is higher than the parameters defined for that Inspection, the horse may be represented during the presentation time (recovery time).*
- 1.8. *Final Inspection: The final inspection which takes place after the horse crosses the finish line of the competition must be within the time allowed as defined.*
- 1.9. *Heart Rates: Horses with abnormally high pulse rates, or pulse rates higher than the parameters defined upon recommendation from the Veterinary Commission, will not be allowed to continue in the competition and will be deemed to have failed to qualify for the next phase. Any abnormal heart sounds must be recorded.*
- 1.10. *Respiratory System: Abnormalities in rate or character of the breathing deemed by the Veterinary Commission to be of such a nature as to endanger the safety of the horse will be cause for failure to qualify for the next phase.*
- 1.11. *General Condition: Temperatures may be recorded and mucous membrane will be examined. Horses in a generally poor condition or with an abnormally high temperature will fail to qualify for the next phase.*
- 1.12. *Irregularity of Gaits: At the first or the final inspection or any inspection during the course, a horse with an irregularity of gait; which must be consistently observable at trot, or an equivalent gait; and is observable through evaluation by trotting the horse on a loose lead in hand straight out and back, without prior flexion or deep palpation; which must be observed to cause pain, or threaten the immediate ability of the horse to safely perform athletically; will be removed from competition and will fail to have qualified for the next phase.*
 - 1.12.1. *In principle the inspection should be run on a flat firm surface.*
 - 1.12.2. *If, after having once trotted the horse, the observing Veterinarian questions the horse's fitness to continue, the horse will be re-trotted by a three-vet panel, if possible.*
- 1.12.3. *Any unusual feature about a horse's gait must be noted on the veterinary card of the horse, whether it is deemed grounds for failure to qualify for the next phase or not.*
- 1.13. *Soreness, Laceration and Wounds: Any evidence of soreness, lacerations and wounds in the mouth, on the limbs and on the body, including girth and saddle galls, must be recorded. If participation in or continuation of the competition is bound to seriously aggravate any such soreness, lacerations or wounds, the horse will not be allowed to qualify for the next phase.*
- 1.14. *Shoes and Feet: Horses may be ridden without shoes, but if shod they must be correctly shod and the shoes must be in a suitable condition for the competition. Horses which are shod at the first inspection may cross the finish line without one or more shoes. Equi-boots and pads are allowed. However, in all cases, the ongoing condition of the horse's feet and its adverse effect on the horse's immediate ability to perform athletically or which is observed to be causing the horse pain in proceeding shall be grounds for failure to qualify for the next phase.*
2. *Individual Veterinary Cards: The individual veterinary cards (vet cards) must be issued before the first inspection and be completed during each inspection.*
3. *Final Inspection*
 - 3.1. *To qualify for presentation to the veterinary commission at the final inspection the horse's heart rate must have attained 64 bpm or less within 30 min of crossing the finish line. Horses that do not meet these criteria will not be classified and must still be presented to the veterinary commission for inspection at 30 min after crossing the finish line.*
 - 3.2. *In any case, pulse must be taken and registered on the vet card within the time limit shown in the schedule.*
 - 3.3. *The Final Inspection is to determine whether the horse is still fit to continue, to be ridden after a normal rest period for another full phase and it will be performed in the same manner as previous inspections with the same control and criteria as the*

inspections during the course with the exception that only one opportunity to qualify for presentation is allowed. Each horse shall also be checked against its vet card.

4. *Other Inspections: Other inspections may be carried out by any member of the veterinary commission on all or any horses selected at random at any time during the course of the competition.*

EN118 Best Condition.

1. *The OC should organize a Best Condition Award.*
2. *The purpose of this Award is to find the horse which is in the best condition having completed the event and been classified among the best horses (maximum the first ten horses).*
3. *Horses which enter the Best Condition Award are deemed to be still in the competition and subject to medication control until after completion of Best Condition Judging.*
4. *Competitors are not obliged to enter their horse in the Best Condition Award.*
5. *The AERC Best Condition form may be used to establish the Best Condition Award.*

EN119 Awards.

1. *An award must be given to all competitors who successfully complete the course.*
2. *There is no minimum value for awards in Endurance Rides.*
3. *The Veterinary Commission should exclude any unfit horse from participation in the prize-giving ceremony.*

CHAPTER EP ENGLISH PLEASURE DIVISION

SUBCHAPTER EP-1 GENERAL.

- EP101 Eligibility.
- EP102 Appointments.
- EP103 Gait Requirements.
- EP104 Judging.
- EP105 Classes Offered and Specifications.





CHAPTER EP ENGLISH PLEASURE DIVISION

SUBCHAPTER EP-1 GENERAL.

EP101 Eligibility.

Horses may be of any breed or combination of breeds. Junior exhibitor classes are open to horses and ponies. Horses must be serviceably sound, in good condition and of English Pleasure type. Animals with complete loss of sight in one eye may be found serviceably sound at the judge's discretion. Stallions are prohibited in any English Pleasure Division class.

EP102 Appointments.

1. The use of artificial appliances or devices such as chains, shackles, rubber bands, blinkers (except when driving) or blindfolds is prohibited on the grounds before or during a competition. Entries may be warmed up only in the equipment described for their appropriate classes as listed in EP102.2-EP102.4. Any animal with prohibited equipment must be disqualified from further competition and forfeit all entry fees and winnings. Tails must not be gingered or put in any device (e.g. tailset, bustle, braced, tied, etc.) which alters their carriage while on the grounds. The fact that a horse's tail has previously been set does not exclude participation. Tongue ties and inconspicuously applied hair in the tail and/or mane are permitted.

2. ENGLISH PLEASURE SADDLE SEAT CLASSES: A full bridle, pelham or curb, English-type saddle (No forward seat or dressage seat saddles allowed). Horses must be shown with a full mane and tail without braids or ornamentation of any kind. For rider, informal saddle seat attire with coat and hat or protective headgear. In all classes, gloves, crop, and spurs are optional. Gaudy colors should be avoided. Prohibited: A single snaffle, hackamore, martingale, or tie-down.

3. ENGLISH PLEASURE HUNTER SEAT CLASSES: Forward or balance seat saddle, snaffle bridle, pelham with two reins, kimberwicke bits or a full bridle (curb and snaffle). If a full bridle is used, it must be of hunter style and excessive length of curb shank shall be penalized. Breast plates are permissible, but martingales are prohibited. Horses may be shown with or without braided manes &/or tails. For rider, traditional hunter-style jacket, breeches or hunter jodhpurs, dark hunting cap, derby, or protective headgear and appropriate boots. Tall dress or tall field boots are preferred as traditional. Paddock or jodhpur boots with matching half chaps are permitted although not considered as traditional. A stock, choker or four in hand with any color shirt is correct. In all classes gloves, hunter crop or bat, and spurs are optional. Junior riders must wear fastened protective headgear which meets or exceeds ASTM (American Society of Testing and Materials)/SEI (Safety Equipment Institute) standards for equestrian use and carries the SEI tag (See GR801.3) when mounted. Shadbellies are prohibited.

4. ENGLISH PLEASURE DRIVING: Entries to be shown to a two-wheeled jog/basket cart with driver only. Light show harness, blinkers, overcheck with separate bit or sidecheck (separate bit is optional with sidecheck) and snaffle bit (straight or jointed). Horses must be shown with a full mane and tail without braids of any kind. Driver to dress conservatively (not period attire).

EP103 Gait Requirements.

1. UNDER SADDLE CLASSES.

a. Saddle Seat Classes: To be shown at a flat walk, trot, extended trot, and canter both ways of the ring. Horses must stand quietly and back readily in the line-up. Horses may or may not stretch in the line-up.

b. Hunter Seat Classes: To be shown at a flat walk, trot, and canter both ways of the ring. Entries may be asked to hand gallop one or more directions of the ring at the discretion of the judge. For safety reasons the judge may limit the number of horses to hand gallop at one time. Horses must stand quietly and back readily in the line-up. Horses must not stretch in the line-up.

2. DRIVING CLASSES: To be shown at a flat walk, trot, and extended trot both ways of the ring. Horses may or may not stretch in the line-up. One attendant without whip is permitted to head each entry during the line up in driving classes. It is imperative that the horse

stand quietly and back readily in the line-up and the attendant must not touch the horse except for safety purposes.

EP104 Judging.

1. English Pleasure Saddle Seat classes to be judged by a USEF licensed judge who holds a current license in any breed that includes a saddle seat or English Pleasure section.
2. English Pleasure Hunter Seat classes to be judged by a USEF licensed judge who holds a current Hunter license or a current license in any breed that includes a Hunter or Hunter Pleasure section.
3. English Pleasure Driving classes to be judged by a USEF licensed judge who holds a current license in any breed that includes a Pleasure Driving section.
4. Manners and suitability as a pleasure mount are paramount. Transitions from one gait to another should be smooth and effortless. Horses must be obedient with prompt transitions. Special emphasis is placed on a true, flat walk with special consideration being given to those entries that represent a true recreational type, general riding mount. Entries should not exhibit extreme motion, speed, or resistance of any type. Horses must stand quietly and back readily in the line-up. **TO BE PENALIZED:** Pulling, head tossing, laboring action, extreme motion or speed, going sideways, tail switching, and interference from attendant during the line up in driving classes.

EP105 Classes Offered and Specifications.

Open Classes are open to professionals, amateurs, and junior exhibitors. Classes may be restricted (e.g. Amateurs, Jr. Exhibitors, Novice Rider, etc.) only if specifically stated in the prize list.

1. ENGLISH PLEASURE SADDLE SEAT and CHAMPIONSHIP (Open, Amateur, Jr. Exhibitor, Maiden, Novice, Limit, Geldings, Mares, Ladies, Gentlemen). Judged on manners, performance, presence, quality and conformation.
2. ENGLISH PLEASURE HUNTER SEAT and CHAMPIONSHIP (Open, Amateur, Jr. Exhibitor, Maiden, Novice, Limit, Geldings, Mares, Ladies, Gentlemen). Judged on manners, performance, presence, quality and conformation.
3. ENGLISH PLEASURE DRIVING and CHAMPIONSHIP (Open, Amateur, Jr. Exhibitor, Maiden, Novice, Limit, Geldings, Mares, Ladies, Gentlemen). Judged on manners, performance, presence, quality and conformation. *EC 9/21/09 Effective 12/1/09*
4. ENGLISH PLEASURE UNDER SADDLE and CHAMPIONSHIP (Open to both Saddle Seat and Hunter Seat Entries). Any English Pleasure class that allows entries to compete in either Saddle Seat or Hunter Seat attire and equipment must be run as an unrated, recognized class or opportunity class. Competition management must list the class specifications in the prize list and a licensed judge is not required.
5. ENGLISH PLEASURE HORSEMANSHIP and CHAMPIONSHIP (Saddle Seat, Hunter Seat, Driving). To be shown at the appropriate gaits listed in EP103.1 and EP103.2. To be judged on the rider's awareness of the horse's performance. Offering of prize money in horsemanship classes for junior exhibitors and amateurs is forbidden. In Horsemanship classes, the rider is the competitor and wins the award. Exception: Breed and Hunter Horsemanship classes may offer classes in which scholarship funds are awarded. However, these funds must be disbursed directly to the institution upon proof of enrollment by the awarded recipient. Horsemanship classes will be held as unrated, recognized classes. Horsemanship classes are to be judged in accordance with EP104.

CHAPTER EQ EQUITATION DIVISION

SUBCHAPTER EQ-1 REGULATIONS FOR ALL SEATS.

- EQ100 Eligibility to Compete.
- EQ101 Definition.
- EQ102 Eligibility.
- EQ103 Conduct.
- EQ104 Judging.
- EQ105 Conditions Governing Competitors in USEF Medal Classes.
- EQ106 Conditions Governing USEF Medal Finals.
- EQ107 Zone or Regional Championships.

SUBCHAPTER EQ-2 HUNTER SEAT EQUITATION SECTION.

- EQ108 Position.
- EQ109 Appointments.
- EQ110 Class Routine.
- EQ111 Course Requirements.
- EQ112 Requirements for Specific Classes.
- EQ113 Tests From Which Judges Must Choose.
- EQ114 Flat Work.
- EQ115 Course Designers.

SUBCHAPTER EQ-3 SADDLE SEAT EQUITATION SECTION.

- EQ116 Position.
- EQ117 Appointments.
- EQ118 Class Routine.
- EQ119 Requirements for Specific Classes.
- EQ120 Tests.
- EQ121 U.S. Saddle Seat World Cup Selection Trials.
- EQ122 Saddle Seat World Cup Competition.

SUBCHAPTER EQ-4 WESTERN SEAT EQUITATION AND WESTERN HORSEMANSHIP SECTION.

(See Western Rules, Chapter WS)

- EQ123 General.
- EQ124 Position.
- EQ125 Appointments.
- EQ126 Western Seat Equitation.
- EQ127 Western Horsemanship.
- EQ128 Requirements for Specific Classes.
- EQ129 Tests from which judges must choose.



CHAPTER EQ EQUITATION DIVISION

SUBCHAPTER EQ-1 REGULATIONS FOR ALL SEATS.

EQ100 Eligibility to Compete.

1. In order to compete in any Hunter Seat Equitation classes at licensed competitions as an exhibitor, rider, trainer, or his/her agent(s), a person must be a member of the United States Hunter Jumper Association, Inc., or pay a nonmember fee to the United States Hunter Jumper Association, Inc. Exception: Local Competitions and exceptions listed in GR901.9. Exception: Breed restricted Hunter Seat Equitation classes.
2. USHJA Horse Registrations.
 - a. All horses competing in Federation non-breed restricted licensed competitions with hunter, hunter breeding, jumper and hunter seat equitation classes (except those activities enumerated in GR901.9, items 1-9) must be properly identified and must obtain a Registration Number from USHJA. A registration number for each horse must be entered on all entry forms for licensed competitions. Only one Registration Number will be issued per horse, and must remain with the horse throughout its career. Anyone knowingly applying for a duplicate Registration Number for an individual horse may be subject to disciplinary action. The Federation and/or USHJA as applicable must be notified of any change of ownership and/or competition name of the horse. Owners are requested to notify the Federation and/or USHJA as applicable of corrections to previously submitted information, e.g., names, addresses, breed registration, pedigree, or markings.
 - b. Applications for Registration Numbers can be completed online at www.ushja.org or www.usef.org using the Horse Registration application form. The Horse application form is also available from the USHJA or Federation office, or it can be downloaded from the USHJA or Federation website or from competition management. Competition management is responsible for notifying exhibitors of this requirement in their prizelist.

EQ101 Definition.

The Equitation Division is divided into three sections: Hunter, Saddle and Western Seats. Judges are licensed accordingly. Separate classes can be offered for boys and girls; different age limits; or ribbons won. Dressage Seat Equitation is exempted from the requirements of Chapter EQ. For Dressage Seat Equitation, see DR132.

EQ102 Eligibility.

1. Riders in classes for junior exhibitors cannot have reached their 18th birthday in accordance with GR126, however competitions are encouraged to offer Adult Equitation classes for amateur riders who have reached their 18th birthday.
2. In Equitation classes only the rider is being judged, therefore, any horse that is suitable for a particular style of riding (i.e., Hunter Seat, Saddle Seat or Western/Reining Seat) and is capable of performing the required class routine is acceptable.
3. Stallions are prohibited. (Exception: USEF Talent Search Class/Finals; classes restricted to a breed if division rules for the breed of horse ridden permit their use for juniors, and if the division rules for the breed of horse ridden permit juniors to ride stallions).
4. Adults can ride ponies in Adult Hunter Seat Equitation classes, suitability to count; however, these ponies cannot cross enter into the rated Regular and Green Pony Hunter sections at the same competition.
5. Maiden, Novice, Limit, Intermediate.
 - a. Open to riders that have not won one/three/six/twelve first place ribbons respectively competing in equitation classes at Regular and Local Competitions of USEF or Equine Canada. The Maiden, Novice, Limit and Intermediate status of riders at Regular and Local Competitions is determined from the closing date of entries. Blue ribbons won in the Hunter section will not affect a rider's status in the Saddle or Stock sections, etc. Ribbons won in classes restricted to a particular breed will affect a rider's status. Ribbons won as a junior affect a rider's status when competing as an adult.
 - b. Ribbons won in leadline classes and in classes where entries are not required to ride at all gaits will not affect Maiden, Novice, Limit and Intermediate status.

c. In the Hunter Seat section, ribbons won in classes not to jump do not affect a rider's status in classes over jumps. However, ribbons won in classes over jumps do affect a rider's status in classes not to jump. Ribbons won in classes with less than six (6) entries do not affect a rider's status. Ribbons won in short stirrup classes and in classes over obstacles lower than 2'3" will not be counted in reckoning Maiden, Novice, Limit, Intermediate or Open status.

6. Any rider competing and or riding anywhere on the competition grounds with their stirrup, stirrup leather, fender, or foot tied and/or secured in any manner will be eliminated from the entire competition. The steward will note the trainer name(s) on the steward's report, and further disciplinary actions may be taken by the Federation.
7. In the event that a horse is incapacitated in the first phase of a Medal Finals or before the ride-off, upon examination of the competition vet and a judge or steward, a substitution is permitted.

EQ103 Conduct.

(See GR1210.1a -.1d)

1. Classes for junior and senior riders can be combined.
2. When entries warrant, it is recommended that competitions restrict Maiden, Novice, Limit and Intermediate riders to their respective categories.
3. DIVISION OF CLASSES.
 - a. In Hunter and Western Seat, all classes with 50 or more entries at the beginning of the class must be divided and run as two separate sections with separate trophies and ribbons; for Hunter Seat, a "California split" method, as defined in HU112.5, must be used if the class requires numerical scores. (Exception: Regional and National Equitation Finals and all Equitation Classics)
 - b. If there are 50 or more entries remaining in a class after a class has been divided, the class must be re-divided by every other number and separate trophies and ribbons must be awarded. Once a class has been re-divided it cannot be divided further. (Exception: Hunter Seat classes).
 - c. In NHS, and Saddle Seat championship classes, judges must work competitors in groups of 20 or less. In Saddle Seat Medal classes, judges must work competitors in groups of 15 or less. In all other Saddle Seat classes, if there are 20 or more entries in a class, it is recommended that the class be divided into separate sections by selecting every other number on the list of entries, and that separate trophies and ribbons be awarded. If there are 25 or more entries, the class must be divided and the notification of such publicly announced and posted at least two hours prior to the start of the class. In classes with eliminations, it is the prerogative of the judge, not of competition management, to determine the number of riders from any given section. The list of qualifying riders for the class finals will not be posted or announced until all sections have been worked.
4. MONEY PRIZES. In Equitation classes the rider is the competitor and wins the award. Offering of prize money in Equitation classes for junior exhibitors and amateurs is forbidden. (Exception: Scholarship funds may be awarded. However, these funds must be disbursed directly to the institution upon proof of enrollment by the awarded recipient.)
5. RIBBONS. In Saddle Seat and Western Seat Equitation classes one ribbon must be awarded for every six competitors but no more than ten ribbons are required. In Hunter Seat Equitation classes a minimum of **six** ribbons must be awarded but no more than ten ribbons are required. *BOD 1/18/09 Effective 12/1/109*
6. NUMBERS. Numbers must be worn on the rider's back and must be clearly visible at all times when in competition. (Exception: Exhibitors in Open Western events must place number on both sides of saddle pad or on the rider's back. Exhibitors in Arabian/Half-Arabian reining seat equitation section may place number on both sides of the saddle pad or on the rider's back.)
7. Attention getting devices and/or other noisemakers (including but not limited to tape measures, blow horns, altered bamboo poles, etc.) are not allowed in and around the make up/schooling/warm-up and competition rings during scheduled competition sessions. Use of explosives and fire extinguishers by or for exhibitors/competitors (except in the case of fire) is not allowed on competition grounds at any time. (See also GR839.4i)

EQ104 Judging.

1. **SOUNDNESS.** Unsoundness does not penalize a competitor unless it is sufficiently severe to impair the required performance. In such cases, the imposition of a penalty is at the judge's discretion.
2. Any rider not having his mount under sufficient control will be dismissed from the ring and disqualified from that class.
3. Riders must remain on the same mount throughout all phases of a class until the judge requests a change.
4. No rider can be asked to perform a test on another horse before he has performed the same test on his own.
5. Attendants are not allowed in the ring except at the request of judge(s).
6. When additional tests are desired, the judges' instructions to riders are publicly announced. It is suggested that the judge go over these instructions with the announcer immediately before they are announced to assure mutual understanding of the wording. For testing in Hunter Seat Finals, when riders are called back collectively into the ring without their trainers, they will be given a copy of the course. If the judge desires, the test may be written on the course diagram.
7. Judges cannot confer with riders individually during the line-up. (Exception: Verbal testing).
8. **ELIMINATIONS.**
 - a. If eliminations for a class are separated from the final phase, the performance in each phase has equal consideration unless otherwise specified in the prize list or class specifications. (Exception: ASPCA Horsemanship Finals.)
 - b. The final phase will be conducted in the same manner as the elimination except a different course can be used in the Hunter Seat classes and different tests can be used in all classes.
 - c. If a posted workout is to be used at a later time it should be publicly announced and should be posted near the in-gate before the workout is called.
9. In Open Equitation and Medal Classes, horses may not be ridden by more than one rider per class or section of the class. (Exception: Saddle Seat Equitation and Tests requiring a change of horses.)
10. In a work-off a rider may not jump or be required to jump any fence that is not in the original course, except verticals included in the original course may be jumped in the opposite direction provided the ground lines are correct.

EQ105 Conditions Governing Competitors in USEF Medal Classes.

1. USEF Medal Classes are open to Individual Junior Members in good standing who have not reached their 18th birthday in accordance with GR126. Exception: Saddle Seat Adult Amateur classes are open to amateur riders 18 years of age or older. Affiliated Members are not eligible. No credit will be given for winnings before a competitor becomes a member.
2. Application for membership can be made directly to the Federation, or the exhibitor can join prior to the class through the steward.
3. A rider can enter Medal classes anywhere in the United States but the number of points to qualify for the Hunter Seat Medal Final (or semi-finals if held) depends on the requirements of the rider's point state. A rider's point state shall be the state given on the rider's membership application. That address is locked on December 1 of the competition year or the first day of the rider's membership activation, whichever ever comes first. However, a Life member's address is always locked on December 1 of the competition year. A rider may have only one domicile which is where the rider has his permanent home and where, whenever he is absent, intends to return. The address given on the membership application must be the state where the rider is domiciled at the time of membership activation or renewal. If a rider is found not in compliance with this rule, the rider may be subject to disqualification from the USEF Hunter Seat Medal Finals. A person may apply to the Federation for permission to change their point state.
4. In Hunter Seat Medal, exhibitors must qualify by the minimum number of points required by their state. In Saddle Seat only the first place winner is eliminated from further qualifying classes during that year. In Saddle Seat Adult Amateur Medal classes a win does not eliminate a rider from further competition for the remainder of the year.

5. The winner of a Medal Class Final is no longer eligible to compete in Medal classes in the division in which the Final was won. (Exception: Winners of the Saddle Seat Adult Amateur Medal Final will be eliminated from further competition in Saddle Seat Adult Amateur Medal classes after two (2) consecutive or non-consecutive wins of the Final).
6. Qualifying procedures for USEF Medal Classes and any other USEF classes listed in EQ112 will be approved by the relevant USEF Committees and breed/discipline affiliate organization. Information on qualifying procedures for each of these classes will be available on the USEF website.

EQ106 Conditions Governing USEF Medal Finals.

1. If entries warrant, semi-final ride-offs will be held at strategic points throughout the country, in which case all potential participants must be notified in advance.
2. On or before July 1 of each year the Federation will announce the competitions at which the Finals will be held. Even though entries for the designated competitions have closed before an individual qualifies, post entries will be accepted.
3. Classes held less than fifteen days before the Saddle Seat Finals (17 & Under) count toward the next year's Finals. Classes held up to the day before the Saddle Seat Adult Medal Final qualify a rider for that year's Finals. *In Hunter Seat Medal classes, for the 2011 qualifying year, the qualifying period will be October 1, 2010 through August 31, 2011. For the 2012 qualifying year and beyond, Hunter Seat Medal classes held at competitions with a start date after August 31 count towards the next year's Finals.* Riders who lose their junior status at the end of that year are ineligible to compete in these qualifying classes.
BOD 1/17/10 Effective 4/1/10
4. The judge(s) for all USEF Medal Class Finals are to be approved by the appropriate equitation committee.
5. Any questions or disputes in connection with Medal classes must be referred to the Executive Committee or to a special committee appointed by the President whose verdict is final.
6. The judges for the Hunter Seat Medal Finals must design the course, which must be posted one hour before the class. Maximum spread of obstacles 4'. (Exception: triple bar type obstacles, maximum spread of 5'.)
7. In Saddle Seat Finals, the class must be worked on the rail in groups of 15 or less. In Hunter Seat Medal Finals, between 20-25 riders must be called back for the work-off.
8. The name of the winner of a Finals is engraved upon a Perpetual Trophy which remains in the possession of the Federation. A replica trophy is given to the rider.
9. In the event that a horse is incapacitated in the first phase of a Medal Finals or before the ride-off, upon examination of the competition veterinarian and a judge or steward, a substitution is permitted.
10. For all Hunter Seat Regional and Final Championships, the competition will provide an exhibitor representative from the USHJA Equitation Task Forces' annual approved list. The exhibitor representative acts between the trainers and the judges and stewards if issues arise that need clarification. Issues may include concerns regarding the course, footing, call back lists or any others needing clarification. The person that is chosen for this job will have no conflict of interest or vested interest in the outcome of the class. The exhibitor representative will not act as a steward but as a liaison for the trainers, judges and exhibitors.
11. Qualifying procedures for USEF Medal championships and any other USEF championships listed in EQ112 will be approved by the relevant USEF Committees and breed/discipline affiliate organization. Information on qualifying procedures for each of these classes will be available on the USEF website.

EQ107 Zone or Regional Championships.

1. General.
 - a. The chairman of each USHJA Zone may request permission of the Federation to hold a Zone or Regional Championship class for the riders in each Zone who have won a first or second place ribbon or have qualified for the finals in a Hunter Seat or Saddle Seat Medal class since the last day to qualify for the Zone or Regional Championships the previous year.
 - b. Two or more USHJA Zone Chairmen may request permission to hold a Regional Championship Class including several zones.

- c. Application must be made to the Federation office at least sixty days in advance of the holding of the class.
2. Zone or Regional Championship classes must be held prior to the Finals (Exception: Hunter Seat classes can be held up to December 1).
3. The Championships are conducted under the same regulations as the Finals. (Exception: a minimum of 25% of the riders must be called back for a work-off in Hunter Seat classes.)
4. A minimum of five competitors are required to complete the class.
5. Judges for a Zone or Regional Championship must be approved by the Federation Licensed Officials Committee.
6. Placing other than first in a Zone or Regional Championship will have no effect on a rider's eligibility to compete in the Finals but will enable the Medal Class winners to compete against each other on a Zone or Regional basis. Riders who win a Zone or Regional Championship become eligible to enter the Finals whether or not they have previously qualified in Medal Classes. For Hunter Seat, riders who win a Zone or Regional Championship on or before October 1st become eligible to enter the Finals. Winning after October 1st does not count toward qualifying for the Finals.
7. Judges chosen for Regional Medal classes are encouraged to design the course. A course designer approved by the Hunter Seat Equitation Committee must be used to design the course in lieu of the judges. The course must be posted at least one hour prior to the class.

SUBCHAPTER EQ-2 HUNTER SEAT EQUITATION SECTION.

WHEN A SUBJECT IS NOT ADDRESSED IN THESE RULES, IT MUST BE ADDRESSED BY THE APPROPRIATE COMMITTEE AND THAT COMMITTEE'S INTERPRETATION WILL STAND AS THE RULE UNTIL THE NEXT YEAR WHEN AN APPROPRIATE RULE CHANGE WILL BE SUBMITTED.

EQ108 Position.

1. General. Rider should have a workmanlike appearance, seat and hands light and supple, conveying the impression of complete control should any emergency arise. Exhibitors may ride side saddle in Adult Equitation classes but not in classes restricted to Juniors.
2. Hands. Hands should be over and in front of horse's withers, knuckles thirty degrees inside the vertical, hands slightly apart and making a straight line from horse's mouth to rider's elbow. Bight of reins may fall on either side. However, all reins must be picked up at the same time. When using two reins, the snaffle rein should be on the outside while the curb rein is on the inside.
3. Basic Position. The eyes should be up and shoulders back. Toes should be at an angle best suited to rider's conformation: ankles flexed in, heels down, calf of leg in contact with horse and slightly behind girth. Iron should be on the ball of the foot and must not be tied to the girth.
4. Position in Motion. At the walk, sitting trot and canter, body should be a couple of degrees in front of the vertical; posting trot, inclined forward; galloping and jumping, same inclination as the posting trot.
5. Mounting and Dismounting. To mount, take up reins in left hand and place hand on withers. Grasp stirrup leather with right hand and insert left foot in stirrup, toe in girth and mount. To dismount, rider may either step down or slide down. The size of rider must be taken into consideration.



EQ109 Appointments.

1. Personal. Exhibitors and judges should bear in mind that at all times entries are being judged on ability rather than on personal attire. Riders should wear coats of any tweed or Melton for hunting (conservative wash jackets in season), breeches or jodhpurs and boots. Conservative colored protective headgear with no additional adornments in accordance with GR801.3 is mandatory. Spurs, crops or bats are optional. Judges may penalize contestants who do not conform. When management permits Hunter or Hunter Seat Equitation riders to ride without jackets, riders must wear traditional, short, or long-sleeved riding shirts with chokers or ties. Polo shirts and chaps are not permitted except in unjudged warm-up classes. Management or Judge may eliminate an exhibitor who is inappropriately attired.

2. Tack. Regulation snaffles, pelhams and full bridles, all with cavesson nose bands, are recommended. *Two-ring bits, three-ring bits and gags are not considered conventional equipment for hunter seat equitation classes.* A judge at his own discretion can penalize a horse with nonconventional types of bits or nose bands. Boots and conservative colored bandages are permitted. Type of saddle is optional. Martingales are permitted in classes over obstacles and in the jumping phase of classes requiring both jumping and flat work. Changing of bits between phases is permissible. *BOD 1/17/10 Effective immediately*

3. No mounted exhibitor may wear or carry an electronic communication device (i.e., cellular telephone, pager, walkie talkie, etc.) while in the competition ring. The penalty for wearing or carrying a forbidden device if observed by the judge may be elimination from the class during which the device was worn or carried. Exception: A handicapped participant may use electronic devices if, prior to the class, he/she presents to the USEF Steward written justification from treating personnel setting forth the necessity of the equipment.

EQ110 Class Routine.

1. Over Obstacles. The performance begins when the horse enters the ring. Except for refusals jumping faults of the horse are not to be considered unless it is the result of the rider's ability. No rider can be eliminated until ten riders have completed the course, or a number equal to the ribbons being awarded. (Exception: three refusals, fall of horse and/or rider and off course). The following will result in elimination: a) fall of horse and/or rider; b) three cumulative refusals (exceptions: USEF Medal Finals, USEF Pony Medal Finals and Maclay Finals, exhibitors will be eliminated after two cumulative refusals); and c) off course. In the event of an elimination, the rider must exit the ring immediately. If elimination occurs during a ride-off, the competitor is placed last of all those chosen for the ride-off. The following constitute major faults and can be cause for elimination: a) a refusal; b) loss of stirrup; c) trotting while on course when not part of a test; and d) loss of reins. Each competitor may circle once before approaching the first obstacle. He then proceeds around course keeping an even pace throughout. If a refusal occurs in a double or triple, competitors must rejump all obstacles in the combination. Any or all competitors can be called back to perform at a walk, trot and canter or to execute any appropriate tests included in class requirements (see EQ112 and EQ113). In the event that a rail comes down, first score the knockdown within the context of the round. Unless the knockdown is caused by a MAJOR rider error, it should not be considered a MAJOR riding fault.

2. Not to Jump. Competitors shall enter ring and proceed at least once around ring at each gait and, on command, reverse and repeat. Riders may be asked to work collectively without stirrups in Intermediate, 14 and over and Open classes. The order to reverse can be executed by turning either toward or away from the rail. Light contact with horse's mouth is required. Entries then line up on command. Any or all riders may be required to execute any appropriate tests included in class requirements (EQ112 and EQ113). All tests used must be on the flat. Judges are encouraged to call for at least two tests of the top contestants.
3. Outside Assistance. Outside assistance will be penalized at the judge's discretion.
4. In cases of broken equipment or loss of shoe, the competitor must continue or be eliminated.

EQ111 Course Requirements.

Classes must be held over at least six obstacles.

1. In Maiden, Novice, Limit and classes for under 14 years, jumps cannot exceed 3' and wings must be at least 24" wide.
2. In Intermediate classes obstacles cannot exceed 3'3".
3. In Open, Medal and Classes for 14 to 18 years, obstacles cannot exceed 3'6" and wings are optional.
4. In Novice classes, a change of hand (change of lead) is required.
5. In Limit classes, a change of hand (change of lead) and a combination are required.
6. In Intermediate, 14 years and over and Open classes, at least one change of hand (change of lead) and a combination including an oxer are required.
7. Combinations are prohibited in classes restricted to riders 12 years old and under, unless required in specific Federation classes. All combinations must be numbered with a single number and the designations A and B or A, B and C on the course diagram. If only one element of a combination is being jumped, it must be the last element.
8. Verticals may be jumped in either direction provided ground lines are correct, i.e. no false ground lines.
9. It is recommended that one class in each competition be held over a jumper-type obstacles to encourage interest in FEI competition and one over hunter course so that riders can be judged on their ability to establish and maintain an even hunting pace.
10. In Open Equitation classes for riders 12 years of age and older, ASPCA Maclay classes, and all USEF Medal classes (except USEF Pony Medal Class, see EQ112.10), the course must include at least one change of lead, a combination including an oxer and 1/3 of the obstacles must be oxers. In addition, all courses must include at least three of the following:
 - a. Bending Line
 - b. Narrow Jump (6'-8')
 - c. Roll-back Turn
 - d. Fence at the end of the ring
 - e. Long approach to a single jump.
11. In USEF Hunter Seat Medal classes courses must be 3'6" with spreads to 4'. (Exception: triple bar type obstacles, maximum spread of 5'.) The top element of all obstacles must be securely placed so that a slight rub will not cause a knockdown. If breakaway or safety cups are used the top cup must be the deepest standard cup available.
12. If an option fence is used, a rider may choose to jump either fence. If the horse stops at one of the options, the rider is scored with a refusal and if the fence is dislodged must wait for the fence to be reset, but may then jump either option.
13. A Liverpool or water is prohibited in USEF Medal and ASPCA Maclay classes including Regionals and Finals.

EQ112 Requirements for Specific Classes.

1. The following age limit classes are suggested but may vary according to local conditions:
 - a. For juniors: 10 and under, 11 to 13, 14 to 15, and 16 to 17; and
 - b. For amateurs: 18 to 35, 36 to 49, and 50 and over.
2. Juniors under 14. Tests 1-8.
3. Juniors 14 and Over. Tests 1-19.
4. Maiden. For juniors and amateur riders who have not won 1 blue ribbon over obstacles. Test 1

5. Novice. For juniors and amateur riders who have not won 3 blue ribbons over obstacles. Tests 1-7.
6. Limit. For juniors and amateur riders who have not won 6 blue ribbons over obstacles. Tests 1-7.
7. Intermediate. For juniors and amateur riders who have not won 12 blue ribbons over obstacles 3'3" or higher. Tests 1-13.
8. Open. For juniors and amateur riders. Tests 1-19.
9. USEF HUNTER SEAT MEDAL CLASS.
 - a. Open to Junior Active Members of the Federation who have not yet reached their 18th birthday. Application for membership can be made direct to the Federation office or the exhibitor can join prior to the class through the steward. To be shown over a course of not less than eight obstacles at 3'6" which must include one combination including an oxer and two changes of direction (change of lead) after the first obstacle. Two cumulative refusals in the USEF Hunter Seat Medal Finals will result in elimination, see EQ110.1. Two or more tests of at least the top four competitors are required. Tests 1-19. Any exhibitor who does not participate in the testing is placed last of those exhibitors called back to test. Should more than one exhibitor fail to return for testing they will be placed at the judge's discretion. Only one rider per horse. To fill a class six competitors must complete the course (five in Zones 8, 11 and 12). For purposes of determining the number of entries for the increment system, the number of entries is determined by the number of exhibitors who compete in a class or section of the class. If there are 50 or more entries at the beginning of this class, it must be divided by every other number and run as two or more separate sections. A class with fewer than 50 entries cannot be split. The USEF Hunter Seat Medal Finals will be judged by at least one judge who holds an "R" Registered status in the Hunter Seat Equitation Division. Additional judges are eligible to judge if they have 'r' recorded status.

(1) Increment Chart:

Placings	Number of Exhibitors Who Complete the Course				
	<u>6-8 Exhibitors</u>	<u>9-15 Exhibitors</u>	<u>16-25 Exhibitors</u>	<u>26-35 Exhibitors</u>	<u>36+ Exhibitors</u>
1st	10	15	20	25	30
2nd	6	9	12	15	18
3rd	4	6	8	10	12
4th	2	3	4	5	6

- b. Schooling Rules for all Medal Classes
 - (1) Follow USEF Jumper Schooling Rules (see JP Appendix A) EXCEPT that Swedish Oxers (maximum 12" difference), tarps, coolers and liverpools are acceptable.
- c. Schooling Rules for Medal Finals
 - (1) One hour before the class begins competition management will set in place the jumps in the schooling area(s). The jumps will be flagged to show the direction of the jumps. These flags may be changed, red on right, white on left.
 - (2) Verticals can be made into oxers and oxers can be made into verticals. The jumps may be raised or lowered, widened or narrowed.
- d. Qualifying
 - (1) The points that a rider needs to qualify will be determined by his state residence. The points required by each individual state will be determined by the population density of that state for Junior riders designated Hunter or Jumper combined with the number of USEF Medal classes held in that state. Each year the Current State Groups will be recalculated. The number of points required by each state will be posted at the beginning of the each qualifying period on the USEF website. See chart in EQ112.9d(2) for each group's required points to qualify. See chart EQ

112.9.d.3 for current year Medal State Groups. All riders may continue to compete even after qualifying for the finals.

(2) Point Chart:

Points Required To Qualify for Medal Finals (by State Groups)				
Group 1	Group 2	Group 3	Group 4	Group 5
16	32	48	64	80

(3) Current state charts will be posted on the USEF website at www.usef.org.

10. USEF PONY MEDAL CLASS. Open to Junior Active Members of the Federation who have not yet reached their 18th birthday, on ponies 14.2 hands and under. No Junior over 12 years of age may compete on a small pony. No Junior over 14 years of age may compete on a medium pony. Application for membership can be made directly to the Federation, or the exhibitor can join prior to the class through the Federation steward. Riders entered in this class cannot cross enter into a USEF Medal Class at the same competition. Suitability of a pony to rider will be emphasized. To be shown over a course of not less than six obstacles 2'3" for ponies not exceeding 12.2 hands; 2'6" for ponies over 12.2 hands and not exceeding 13.2 hands; and 3' for ponies over 13.2 hands. If an in and out is used, the suggested distance for small ponies is 20'; for medium ponies 22'; and for large ponies 24'. The distance must be altered for each height division. Two tests (1-9) are required during the first round. Only one rider per pony. To fill a class six competitors must complete the course (five in Zones 8, 11, and 12). Two cumulative refusals in the USEF Pony Medal Finals will result in elimination, see EQ110.1. This class may be judged as one class, with all height sections run consecutively; or management may elect to divide and pin this class in three separate sections, small, medium and large or to divide into two sections, small-medium and large or small and medium-large. In no case may sections be divided into small-large and medium. When classes are divided as outlined above an exhibitor may only ride in one section per competition. Ribbon winners in each section will receive qualifying points. The USEF Pony Medal may be run concurrently with the small, medium, and large pony division. The green pony division cannot be run with the USEF Pony Medal card open as the fence heights are not consistent. However, green ponies may jump in the USEF Pony Medal when the card is held open during the regular pony division if they so choose. A rider who accumulates 30 pts. will receive a silver medal from the Federation and will qualify for the Finals which is held in conjunction with the USEF Pony Competition. 1st place = 30 pts.; 2nd place = 15 pts.; 3rd place = 10 pts. A rider that has qualified for the Finals can continue to compete in qualifying classes. The winner of the Finals may no longer ride in the Finals or in qualifying classes. Classes held after July 1 will count toward the next year's Final. Riders cannot enter both the Hunter Seat Medal Finals and the Pony Medal Finals in the same year. If there are 50 or more entries at the beginning of this class, it must be divided by every other number and run as two separate classes.

11. USEF ADULT EQUITATION CLASS. Open to Amateur Senior Members of the Federation. Application for membership and amateur certification can be made directly to the Federation, or the exhibitor can join prior to the class through the Federation Steward. Only one rider per horse. To be shown over a course of not less than eight obstacles at 3'3". The course must include one combination which includes an oxer and two changes of direction after the first obstacle. Two or more tests of the top four competitors are required. Tests 1-19. To fill a class six competitors must complete the course (five in Zones 8, 11 and 12). The winner will receive an embossed certificate from the Federation. Points will count 7, 5, 4, 3, 2, 1 toward the annual USEF High Point Adult Equitation Rider Award. If there are 50 or more entries at the beginning of this class, it must be divided by every other number and run as two separate classes.

12. ASPCA HORSEMANSHIP CLASS. Open to Junior Riders who have not reached their 18th birthday. Rider and trainer must be current members of the ASPCA/NHSAA, and must show their ASPCA numbers on the entry blank. Junior rider annual contributions shall be \$35. Trainer annual contribution shall be \$50. Fees should be payable and sent directly to the National Horse Show Association of America, P.O. Box 386, Greenvale, NY 11548. All contestants are required to perform over at least eight fences at 3'6" with or without wings.

Two cumulative refusals in the ASPCA Maclay Finals will result in elimination, see EQ110.1. A minimum of twelve riders, if available, are required to show at a walk, trot and canter. To be judged on seat, hands, guidance and control of horse. The Under Saddle performance of those riders selected to show under saddle shall count 50%. Only one rider per horse. USEF Tests 1-19. To fill a class six (6) competitors must complete the course (five in Alaska and Hawaii). If 50 or more entries are received three hours prior to the class, the class must be divided by every other number and run as two separate classes. In order to qualify for the Regional Finals conducted by the National Horse Show, a contestant must win the following: In CT, NJ, NY a rider must win 60 pts.; in FL, MA, PA, and RI 38 pts.; in AL, CA, DE, GA, IA, IL, MD, MN, NC, NE, ND, NV, OH, OK, SC, SD, TN, VA and WI 25 pts.; in all other states, Canada and Puerto Rico 13 pts.

a. POINT SYSTEM:

PLACING	NUMBER OF ENTRANTS		
	6-15	16-30	30+
1st	10	20	30
2nd	6	12	18
3rd	4	8	12
4th	2	4	6

Once a rider has qualified for his/her Maclay regional final, he/she may continue to ride in the Maclay classes until he/she has acquired 60 points. *Any rider who willfully continues to compete after they have acquired 60 points may be ineligible for the regional final.* For complete details on application to offer this class, as well as instructions on submitting results, competition management should contact the National Horse Show at 516-484-1865. Classes held after August 31 will count toward the next year's finals. Any rider who will not be eligible to compete in the next year as a junior should not compete in qualifying classes after August 31. *BOD 1/17/10 Effective 4/1/10*

13. USEF SHOW JUMPING TALENT SEARCH CLASS, a test of the abilities of an individual as a show jumping rider, is open to Junior/Young Riders who are members of the Federation, who have not reached their 21st birthday under Federation rules.

a. Winners of twenty Talent Search Classes are no longer eligible to compete in the USEF SHOW JUMPING TALENT SEARCH CLASS, but may compete in the Finals until they reach their 21st birthday under Federation rules.

b. Winners of the Finals may continue to compete in the USEF SHOW JUMPING TALENT SEARCH CLASS, in pursuit of additional wins leading towards Gold, Silver and Bronze Medals in recognition of these wins, but may not compete in future Finals.

c. Non-U.S. citizens may compete in the USEF SHOW JUMPING TALENT SEARCH CLASS, but not the Finals.

d. If 50 or more entries are received, the class must be divided equally and run as two separate classes.

e. All competitions planning to hold this class must apply at least four weeks prior to the competition to the United States Equestrian Federation office at the Lexington, KY address, for permission to hold the class. Please include the name of the competition, the dates, and the name and address of a contact person.

f. Competitors must use the same horse in both phases. Competitors may ride stallions.

g. The jumping phase of the class shall be *held first* over a course of at least ten fences from 3'6" to 3'9" in height with spreads to five feet. Each course must contain no fewer than three fences set at 3'9" in height. The course must include a double and a triple combination, or 3 doubles. Additional spread fences are required elsewhere on the course and an obstacle with water is recommended (required in Zones 7-12 and obligatory in the Finals). The course should be of the type used in a Junior or Preliminary Jumper class. Time allowed will be figured at 360 yards per minute; may be timed either electronically or manually. To be judged on style and execution. Time and jumping faults should be taken into consideration in the judge's evaluation of the rider. *Two refusals will incur an elimination.*

h. At least 12 riders, if available, must be called back for the *flat* phase.

i. *In the flat phase, riders will show as a group at the working walk, the working trot sitting, the working trot rising, as well as showing a lengthening of stride; the working canter, and the working canter showing a lengthening of stride. All riders being considered*

for an award shall be required to show the working canter on the counter lead for at least one full revolution of the arena in both directions, but not more than 12 shall counter canter at one time. Judges may require any additional tests. To be judged on rider's position and seat and the correctness and effect of the aids.

j. All riders must ride in the first phase offered. Rider participation in the first phase constitutes entry into the class as a whole, regardless of whether the rider is called back for the second, *flat* phase. To fill a class, SIX COMPETITORS MUST COMPLETE THE COURSE.

k. SADDLERY.

- (1) There are no restrictions on saddles.
- (2) Change of bridle is permissible, between phases.
- (3) Blinkers are forbidden.
- (4) No martingales of any kind are permitted in the flat phase.
- (5) Only running martingales used in the conventional manner are permitted in the jumping phase. Standing martingales, draw reins, or restricted running martingales are prohibited.
- (6) Reins must be attached to the bit(s) or directly to the bridle. Gags and hack-amores are not allowed in the flat phase.

l. The USEF SHOW JUMPING TALENT SEARCH FINALS will be judged by at least one judge who holds an "R" Registered status in the Hunter Seat Equitation Division. Additional judges are eligible to judge with a guest card.

m. Information about the USEF Show Jumping Talent Search Finals East and West and qualifying procedures for each can be found on the USEF web site www.usef.org.

Qualifying procedures cannot be changed without the approval of the USEF Show Jumping High Performance Committee following notification of USHJA of such changes.

BOD 1/17/10 Effective 4/1/10

14. WASHINGTON INTERNATIONAL HORSE SHOW EQUITATION

a. RIDER MEMBERSHIP. The cost of an annual WIHS membership can be found on the WIHS website. Membership entitles riders to earn points in the rankings. Membership (application & fee) must be received at the WIHS Membership Office within 10 days of the completion of an event for points from that event to count. Riders may join at a show; however, riders are strongly encouraged to mail the application themselves. Riders may obtain an application or download an application from the website, www.wihs.org.

(1) Riders need not be members of the WIHS Equitation to compete in any qualifying classes, but only current members will accrue points towards year-end finals.

b. QUALIFYING PERIOD. Qualifying period: shows starting on or after September 1st through shows starting on or before August 31st. The top 30 riders will be invited to compete in the WIHS Equitation Finals and the top 25 riders will be invited to compete in the WIHS Pony Equitation Finals at the Washington International Horse Show. Multi-day horse shows are permitted to hold either a one or two phase WIHS Equitation qualifier. One-day horse shows are only allowed to hold a one-phase event. WIHS Pony Equitation classes may only be one phase.

c. Awarding of Points

1st - 6th place points are tabulated by multiplying the # of riders in the qualifier class by 10, 6, 4, 2, 1, ½ points respectively.

When there is a two-phase junior equitation qualifier, only the overall results of a two-phase junior equitation qualifier will be tabulated for the standings. A multiplying factor of 2 will be applied to these classes only.

d. CLASS SPECIFICATIONS. WIHS Equitation and WIHS Pony Equitation:

- (1) The WIHS Equitation Classes are open to junior members of USEF or Equine Canada.
- (2) Three riders must complete the course for the class to be included in the National Ranking.
- (3) The same horse must be used in all phases of the event. No Exceptions.
- (4) Only one rider per horse, unless the judge requests a change.
- (5) Classes to be judged in accordance with the current USEF standards for equitation.
- (6) Riders may only compete in one WIHS Equitation class at a show.

(7) If there are 50 or more entries at the start of either phase, it must be divided as under HU108.4 ("California Split"). In this case, EQ103.3 will not apply. If either phase is double pinned, then the overall results must also be double pinned. Points will be awarded based on the number of riders in the largest phase after any split, however for calculation purposes the maximum differential between the two phases will be no more than ten riders of the lesser section.

e. WIHS Pony Equitation: To be shown over a course of not less than 6 obstacles. Fence heights: 2'3" for ponies not exceeding 12.2 hands; 2'6" for ponies over 12.2 hands and not exceeding 13.2 hands; and 3' for ponies over 13.2 hands and not exceeding 14.2 hands. If an in and out is used, the suggested distance for small ponies is 20', for medium ponies is 22' and for large ponies is 24'. The distance must be altered for each height division. A maximum of 20 riders may be asked to return to show at the walk, trot and canter and to perform any additional tests at the judge's discretion. Conventional tack per EQ 109.2.

f. WIHS Equitation: Conventional tack per JP111. Only running martingales used in the conventional manner is permitted in the Jumper Phase. Boots and conservative colored bandages are permitted in both phases.

(1) Hunter Phase - To be shown over a minimum of 8 jumps at 3'6". It is recommended that the course be a straight forward hunter course consisting of natural jumps, including a combination, hunter lines, and a long approach to a single jump. A numerical score will be given.

(2) Jumper Phase - The course should be of the type used in a High Junior Jumper competition. To be shown over a minimum of 10 jumps at 1.10 m (3'7"). A minimum of two double or one triple combination are required. There must be at least two changes of direction after the first fence. In addition, at least two of the following are required and more are recommended: vertical - no ground lines; Liverpool; narrow jump - minimum width 8'; one or more of the following - triple bar, swedish oxer, fan jump.

A Time Allowed will be used based on a speed of 360 yards per minute. The judge will give a numerical score for each competitor's round. The announcer will announce the judge's numerical score and then deduct time faults as follows: one point for each commenced second over the Time Allowed.

A FINAL SCORE BELOW ZERO MAY NOT BE GIVEN.

(3) Two Phase Event - Hunter & Jumper - Each phase to be conducted under their own specifications and pinned separately, as well as an overall placing.

(a) Both Hunter & Jumper Phases to be scored under the numerical system. Scores from each phase will be added together to determine the overall winner. In the event of a tie for any placing, the tie will remain.

(b) Scores from the first phase will determine the order of go in the second phase. The highest scores will return last; riders may volunteer to move up in the order.

(c) One or more judges may be used in any combination.

(d) National Ranking points will be awarded based on the OVERALL placing only.

g. Procedures for the WIHS Equitation Finals: Held at the Washington International Horse Show in October

(1) Judging - All three phases of the Finals will be judged under the Open Numerical Scoring system by three panels of two judges seated in three separate locations. Each panel may include one high performance jumper rider, provided that the rider has either judged the East or West Coast Finals of the USEF Talent Search class or held a Hunter Seat Equitation Judges' Card within the last ten years. Each panel shall submit a single score, and the three separate scores will be averaged to produce a final score for each rider for each phase.

(2) Hunter Phase - The Hunter Phase will be held first. The order of go shall be determined by a random draw. The score will be announced. The top ten finishers will return to the ring, mounted, for awards at the conclusion of the Hunter Phase.

(3) Jumper Phase - The order of go for the Jumper Phase will be in reverse order of the Hunter Phase with the winner of the Hunter Phase competing last. An audible tone will be used to start competitors. A Time Allowed based on a speed of 360

yards per minute will be applied. The score will be announced. Time Faults, if any, for exceeding the Time Allowed will be deducted from the judges' original score, with one point being deducted for each commenced second over the Time Allowed.

(4) Third Phase - The scores from the Hunter & Jumper Phases will be added together to determine the ten riders who will participate in the Third Phase. The combined score will determine the order of go, with the highest scoring rider competing last. These ten riders will change horses. The order of change will be random draw. The top five (5) will draw among themselves and the bottom five (5) will draw among themselves. In determining the ten riders for the Third Phase in the event of a tie, the higher score in the Jumper Phase will determine the order. Riders in the Third Phase will negotiate the Jumper Phase course. There will be neither a starting tone nor a Time Allowed in the Third Phase. A score will be given by the judges in the Third Phase, but will not be announced until the conclusion of the class.

Once the riders have changed horses for the Third Phase and before the first rider in the Third Phase has entered the arena to compete, there will be a 3-minute period during which riders may work on the flat. Should any rider feel that the horse on which they will compete in the Third Phase is unsound to the extent it will impair the horse's ability to perform the Third Phase, that rider must petition the panel of veterinarians who will be available to assess the soundness of any questioned horse. The panel's decision regarding the fitness of a questioned horse to compete will be final.

Should a horse be declared unfit to compete in the Third Phase, the rider who qualified that horse will be eliminated from the Third Phase and automatically placed 10th. The Show Steward will then draw by lot 1 of the 8 remaining riders (not to include the rider who was to ride the eliminated horse in the Third Phase). The rider drawn will then change its switched mount with the horse qualified by the rider who was switched to the unfit horse. In the event that more than one horse is declared unfit to compete, this procedure will be repeated in each instance. In the case of multiple eliminated riders due to unsoundness, the combined score of the first 2 rounds of the Finals will determine their final placing. *BOD 1/18/09 Effective 12/1/09*

h. Qualifying procedures and Finals procedures cannot be changed without the approval of the Washington International Horse Show Assn., LTD.

BOD 1/17/10 Effective immediately

15. USHJA HUNTERDON EQUITATION CUP CLASSIC. Open to any rider that is an active USHJA member and has won a USEF Medal, ASPCA Maclay, USEF Show Jumping Talent Search, or WIHS Classic through July 1, of the qualifying year. Once a rider has won the USHJA Hunterdon Cup he/she will not be allowed to compete again. Class Specifications for the Classic consists of:

- a. 10 Hunter Type Fences including at least 2 jumps with no ground lines.
- b. Fences are to be set at 3'6".
- c. Judging will be on style and smoothness with an emphasis on hunter style of riding.
- d. Split into three rounds. The 1st round will be a Hunter Round and the scores will be announced. The top 15 will be called back for the 2nd round which will be a Handy Hunter Round, and Handiness will be emphasized. Scores will be announced for the 2nd round. The 3rd round final work off will consist of at least the top 4 riders switching horses and repeating all or part of the previous courses. The course will be announced with final competitors in the ring and all fences will be judged. The two judges will sit together and the final scores will not be announced.
- e. Specifications cannot be altered without the consent of the USHJA.

BOD 1/17/10 Effective 4/1/10

16. NATIONAL PHA MEDAL HUNTER SEAT EQUITATION CLASS. Open to riders under 18 years of age. To be shown over a course of 8 or more fences at 3'6" in height, with at least one combination including an oxer, and two changes of lead after the first fence. The judge will insert two tests into the original course (USEF 1-18). Further testing of the top riders is optional. Only one rider per horse. To fill a class, six competitors must complete the course. Points won in this class are as follows: With up to 15 horses, points will count 10-6-4-2-1-1/2. With 16 to 30 riders, points will count double and with 31 riders and above points will count triple. All classes with 50 or more entries at the beginning of the class must be

divided and run as two separate classes with separate trophies and ribbons (EQ103.3a). Based on these points, there will be a ride off class for the 30 riders who have accumulated the most points throughout the year at a site to be selected by the National PHA for the yearly championship. The season begins on August 16th and concludes on August 15th of the following year. (Federation Chapter GR11, Subchapter 11-D, GR1115.2). Riders who will lose their Junior status at the end of the year are NOT eligible to compete in classes held after August 15th. The winner of the final ride off is NOT eligible to compete in future PHA Medal classes. For permission to offer this class, the competition must be a recognized Federation competition. For application for this class, please contact Mrs. H.O. Bilby, 968c Heritage Hills, Somers, NY 10589, Tel. (914) 276-0348.

17. CHAMPIONSHIPS. To be awarded on a competitive basis. Can be held:
- as a free post entry class open to any designated number of place winners in the Hunter Seat section (minimum of two) except Maiden, Novice and Limit classes;
 - as an Open class with advance entries for riders who have competed in at least one other class in the Hunter Seat section. To be shown over a minimum of six jumps not to exceed 3'6". Wings can be no wider than 36". Judges can require additional tests; or
 - all judges officiating in classes stated to qualify for the Champion and Reserve can confer and designate a first or second place winner on the basis of performance in these classes. Riders can be required to work-off at judge's discretion using only those tests permitted under EQ113.

EQ113 Tests From Which Judges Must Choose.

Tests may be performed either collectively or individually but no other tests may be used. Instructions must be publicly announced. A judge may ask riders to re-jump an abbreviated or shortened form of the original course. NOTE: In Hunter Seat Medal classes, any exhibitor who does not participate in the testing is placed last of those competitors called back to test. Should more than one exhibitor fail to return for testing they will be placed at the judge's discretion. If exhibitors are called back collectively to test, they must remain in the ring until all exhibitors have completed the test. Equitation tests must not have exhibitors trotting or cantering through in gate or out gate. Obstacles jumped in an equitation test must have been included in the original course.

- Halt (4 to 6 seconds) or halt and back. When riders working collectively are asked to halt and then back, they must not be penalized if they walk forward a few steps and halt after backing.
- Hand gallop.
- Figure eight at trot, demonstrating change of diagonals. At left diagonal, rider should be sitting the saddle when left front leg is on the ground; at right diagonal, rider should be sitting the saddle when right front leg is on the ground; when circling clockwise at a trot, rider should be on left diagonal; when circling counterclockwise, rider should be on the right diagonal.
- Figure eight at canter on correct lead, demonstrating simple change of lead. This is a change whereby the horse is brought back into a walk or trot (either is acceptable unless the judge specifies) and restarted into a canter on the opposite lead. Figures to be commenced in center of two circles so that one change of lead is shown.
- Work collectively or individually at a walk, trot and/or canter.
- Jump low obstacles at a trot as well as at a canter. The maximum height and spread for a trot jump is 3' for horses, 2' for ponies.
- Jump obstacles on figure eight course.
- Question(s) regarding basic horsemanship, tack and equipment and conformation.
- Ride without stirrups, riders must be allowed option to cross stirrups.
- Jump low obstacles at a walk as well as at a canter. The maximum height and spread for a walk jump is 2'.
- Dismount and mount. Individually.
- Turn on the forehand **done** through the walk or the halt. *BOD 1/18/09 Effective 12/1/109*
- Figure eight at canter on correct lead demonstrating flying change of lead.
- Execute serpentine at a trot and/or canter on correct lead demonstrating simple or flying changes of lead. (See EQ113.4 for simple change.)
- Change leads on a line demonstrating a simple or flying change of lead.

(See EQ113.4 for simple change.)

16. Change horses. (Note: this test is the equivalent of two tests.)
17. Canter on counter lead. (Note: no more than twelve horses may counter canter at one time.)
18. Turn on the haunches from the walk.
19. Demonstration ride of approximately one minute. Rider must advise judge beforehand what ride he plans to demonstrate.

EQ114 Flat Work.

A pre-described flat-work ride may be offered as part of a competition upon application and approval from the Hunter Seat Equitation Committee.

EQ115 Course Designers. *BOD 1/18/09 Effective 12/1/109*

1. The licensed Hunter Course Designer, or his designated representative, must be present during all Hunter Seat Equitation classes for which he has responsibility and must oversee the courses are properly set for the competition. Course Designer should be available to report to the judge at any time. (Exception: breed restricted competitions and open competitions with 50% or more breed specific classes.)
2. A minimum of an "r" license is required to officiate alone at an "A" or "AA" licensed competition with a Hunter class offering up to \$4,999 in prize money.
3. A "R" license is required to officiate in any class at an "A" or "AA" licensed competition offering \$5,000 or more in prize money.

SUBCHAPTER EQ-3 SADDLE SEAT EQUITATION SECTION.

EQ116 Position.

1. **GENERAL.** Judges should note that the required Equitation Seat should in no way be exaggerated but be thoroughly efficient and most comfortable for riding the type of horse called for at any gait and for any length of time. In Saddle Seat Equitation classes, riders should convey the impression of effective and easy control. To show a horse well, he should show himself to the best advantage. Ring generalship must be taken into consideration by the judges. A complete picture of the whole is of major importance. An exhibitor is entitled to request only one time-out per class. (See GR833). A judge must order from the ring any unruly horse or one whose actions threaten to endanger the rider, other exhibitors, or their entries.
2. **HANDS.** Hands should be held in an easy position, neither perpendicular nor horizontal to the saddle and should show sympathy, adaptability and control. The height the hands are held above the horse's withers is a matter of how and where the horse carries his head. The method of holding the reins is optional however both hands must be used and all reins must be picked up at one time. Bight of rein should be on the off side. According to tradition, the "on side" is the side on which you mount and therefore, the "off side" is the opposite side.
3. **BASIC POSITION.** To obtain proper position, rider should place himself comfortably in the saddle and find his center of gravity by sitting with a slight bend at the knees but without use of irons. While in this position adjust leathers to fit. The rider should not be sliding off the back of the saddle nor should there be excessive space in the seat behind the rider's back. Irons should be placed under ball of foot (not toe nor "home") with even pressure on entire width of sole and center of iron. Foot position should be natural (neither extremely in nor out) with heels down.
4. **POSITION IN MOTION.**
 - a. Walk: slight motion in saddle.
 - b. Trot: slight elevation in saddle when posting; hips under body not mechanical up-and-down nor swinging forward and backward.
 - c. Canter: close seat, going with horse, not rocking.
 - d. Slow Gait: steady in saddle, no slap nor twist; legs straight down, intermittent calf pressure permissible; hands slightly raised, flexible contact, no sawing.
 - e. Rack: seat smooth in saddle; legs down and slightly back, not thrust forward; hands low in motion with gait, not sawing but placement optional to individual rider and horse.



EQ117 Appointments.

1. PERSONAL. Exhibitors and judges should bear in mind that at all times entries are being judged on ability. However, neatness is the first requisite regarding a rider's attire and the following requirements are based on tradition and general present-day customs. Judges must penalize and may eliminate those competitors who do not conform. Adjustments to tack and attire for valid medical reasons is permitted provided a dispensation certificate has been granted per GR1311.

a. INFORMAL: Riding habit will consist of jacket with collars and lapels of the same conservative color with matching jodhpurs, a collared shirt, tie, vest, and complimentary gloves, jodhpur boots, and derby or soft hat (protective headgear may be worn without penalty per GR801.4). Conservative colors for informal riding habits include black, blue, grey, burgundy, green, beige, or brown and may contain herringbone, pin stripes, and other combinations of colors that appear solid. Colors not included in this list are not acceptable and *must be penalized and may* be cause for elimination. Only informal dress is permitted in Saddlebred Pleasure Equitation classes and *Morgan Classic Saddle Seat Equitation classes*, day or night.

b. FORMAL: Even more conservative attire is required for evening classes. Riding habit will consist of tuxedo-type jacket with collars and lapels of the same color with matching jodhpurs, formal shirt, bow tie, vest or cummerbund, and matching top hat (women), homburg or other soft hat (men). Solid colors for formal riding habits include dark grey, dark brown, dark blue, or black. Formal shirt must be white or off-white with the bow tie and vest or cummerbund to match shirt or riding habit in color. Colors not included in this list are not acceptable and *must be penalized and may* be cause for elimination. Formal riding habits are not to be worn before 6:00 p.m. and are not mandatory after 6:00 p.m.; exhibitors competing on Pleasure horses have the option to wear formal attire in Open equitation classes as specified by the rule.

BOD 1/17/10 Effective 4/1/10

c. OPTIONAL: Blunt end (unrowelled only) spurs and/or riding crops.

2. TACK.

a. Bridle: Entries shall be shown in full bridles (curb and snaffle). Pelham bits are permitted in Pleasure Equitation Classes. Martingales or similar tie-downs are prohibited.

b. Saddle: Flat English-type. Forward seat, Western and side saddles are prohibited.

3. Electronic communication devices used for the purposes of coaching, etc., between competitors and individuals outside the ring shall be prohibited. Exempt from this rule are riders who have been granted a presidential modification in accordance with GR151.

EQ118 Class Routine.

Riders enter the ring turning to the right and proceed counterclockwise. All riders shall be worked both ways of the ring at all required gaits as directed by the judge. Incorrect diagonals and leads shall be penalized. The order to reverse can be executed by turning either towards or away from the rail. Entries will line up on command and any or all riders may be required to execute any appropriate tests included in class requirements. (See EQ119 and EQ120). Judges are encouraged to call for at least two tests of the top competitors. When

individual tests are called for, the judge's opinion rests on a 50-50 analysis of the railwork and the individual tests. The fall of horse or rider does not necessarily cause elimination, but is penalized at the judge's discretion. All entries chosen for a collective workout must be worked both ways of the ring in front of each judge at any gait requested.

EQ119 Requirements for Specific Classes.

The following four age restricted classes are suggested but may vary according to local conditions: a) juniors riders who have not reached their 11th birthday; b) junior riders who have reached their 11th but not their 14th birthday; c) junior riders who have reached their 14th but not their 18th birthday; d) adult amateurs who have reached their 18th birthday. A competition committee can also offer classes for riders on a specific type of horse.

1. MAIDEN. For junior riders who have not reached their 18th birthday and have not won a first place ribbon at a licensed competition. Tests 1-4.
2. NOVICE. For junior riders who have not reached their 18th birthday and have not won three first place ribbons at licensed competitions. Tests 1-9.
3. LIMIT. For junior riders who have not reached their 18th birthday and have not won six first place ribbons at licensed competitions. Tests 1-12.
4. WALK & TROT CLASS. Open to riders 10 years of age and under. To be judged on the rail at a walk and trot only. Riders must not have ever been judged in a class at a licensed or non-licensed competition that required a canter. It is recommended that a class having 12 or more entries be divided. If a division is necessary, the recommended split is to divide the entries into a class for riders 8 years old and under and one for riders 9 and 10 years old. Headers will be permitted in the line-up and will be called in by the announcer after the class has lined-up and before they are judged. No tests shall be called. A judge must order from the ring any unruly horse or one whose actions threaten to endanger the rider, other exhibitors, or their entries.
5. 10 AND UNDER. For junior riders who have not reached their 11th birthday. Tests 1-7.
6. 11 TO 13. For junior riders who have reached their 11th but not their 14th birthday. Tests 1-12.
7. 13 AND UNDER. For riders who have not reached their 14th birthday. Tests 1-12.
8. 14 TO 17. For junior riders who have reached their 14th but not their 18th birthday. Tests 1-16.
9. OPEN. For junior riders who have not reached their 18th birthday. Tests 1-16.
10. PLEASURE EQUITATION. For junior riders who have not reached their 18th birthday, riding Pleasure horses with full mane and tail with natural carriage. Classes may be divided as to sex and age of the rider. (For riders competing on American Saddlebreds: Horses cross entered in the Country Pleasure division at the same competition may not wear tailsets or bustles while on the grounds. Riders competing in these classes cannot compete in any other Saddle Seat Equitation classes at the same competition, except USEF Medal, UPHA, NHS and American Saddlebred Pleasure Equitation Medallion Saddle Seat classes on Pleasure horses. Riders competing in Pleasure Equitation classes are eligible to compete in the Open Saddle Seat Equitation Championship on a Pleasure horse with a full mane and tail with natural carriage only if a Pleasure Equitation Championship is not offered at that competition.
11. ADULT SADDLE SEAT EQUITATION. Open to amateur riders 18 years of age or older. *Tests 1-13 and 15-16. BOD 1/17/10 Effective 4/1/10*
12. CHAMPIONSHIPS. To be awarded on a competitive basis. Competition management shall decide if championships will be restricted to ribbon winners (minimum of 2) of previous classes with a free post entry or if it will be an open class with advance entries required for riders that have competed in a qualifying class. Competition management must allow any class in the saddle seat sections (i.e. age groups, Challenge Cups, Medals, etc.) of the Equitation or Breed specific Divisions to count as qualifying classes for the open saddle seat equitation championship for riders 17 & under. An Adult rider can only show back in an Adult Saddle Seat Championship. At least the top four (4) riders must be worked individually from any of the Saddle Seat Equitation Tests appropriate for the class. (See Rules EQ119 and EQ120)
13. FIVE GAITED EQUITATION/HORSEMANSHIP. Open to amateur riders of any age.
14. USEF SADDLE SEAT MEDAL CLASS (17 & Under and Adult/Amateur).

a. USEF SADDLE SEAT MEDAL CLASS (17 & Under). Open to Junior Active Members of the Federation who have not yet reached their 18th birthday. Application for membership can be made directly to the Federation or the exhibitor can join prior to the class through the competition office. A rider must place first or second to qualify for the USEF Saddle Seat Medal Final. One win eliminates the rider from further competition in this class for the remainder of the qualifying season. The winner will receive a Silver Medal. Individual workouts of the top four competitors are required and must include two or more individual tests. Tests 1-16. Judging is based 50% on railwork and 50% on individual workout. To fill a class, two competitors must show with proper appointments. If there are more than 15 entries at the beginning of this class, it must be split and run as two separate classes. The same workout is required for both classes.

b. USEF SADDLE SEAT MEDAL FINAL (17 & Under). To be eligible, the rider must have placed first or second in an official USEF Saddle Seat Medal Class. In the preliminary section, entries must be worked on the rail in groups of 15 or less and all contestants are required to perform *a posted* individual workout. Tests 1-16. The preliminary shall also serve as elimination for the final phase. The number of riders to be selected for the final phase shall be at the judges' discretion and shall be based on 50% preliminary railwork and 50% preliminary workout. The final phase will be conducted in the same manner as the preliminary, except different tests must be used. Each rider in the final phase must execute *a posted* individual workout. A rider's performance in the preliminary has equal consideration as the performance in the final phase. The judge's opinion rests on a 25-25-25 analysis of the preliminary railwork, preliminary workout, final railwork, and final workout. Winners of the USEF Saddle Seat Medal Final will be eliminated from further competition in the USEF Saddle Seat Medal Class (17 & Under).

c. USEF SADDLE SEAT ADULT AMATEUR MEDAL CLASS. Open to Senior Active Amateur Members of the Federation. Application for membership can be made directly to the Federation or the exhibitor can join prior to the class through the competition office. All ribbon winners qualify for the USEF Adult Amateur Medal Final. A win does not eliminate the rider from further competition in this class for the remainder of the qualifying season. The winner will receive a Silver Medal. Two or more individual tests of the top four competitors are required. Tests *1-13 and 15-16*. Judging is based 50% on railwork and 50% on individual workout. If there are more than 15 entries at the beginning of this class, it must be split and run as two separate classes. The same workout is required for both classes.

d. USEF SADDLE SEAT ADULT AMATEUR MEDAL FINAL. To be eligible, the rider must have placed in an official USEF Saddle Seat Adult Amateur Medal Class. Entries must be worked on the rail in groups of 15 or less and all contestants are required to perform *a posted* individual workout. If the class consists of 12 entries or less it shall be held in a single phase. If there are 13 or more entries the class shall be run in two phases, a preliminary and a final. If only a single phase is held, final judging is based on 50% railwork and 50% individual workout. The number of riders to be selected for a final phase (if necessary) shall be at the judges' discretion and shall be based on preliminary railwork 50% and preliminary workout 50%. The final phase will be conducted in the same manner as the preliminary, except a different individual workout must be used. Each rider in the final phase must execute *a posted* individual workout. A rider's performance in the preliminary has equal consideration as the performance in the final phase. If a rider is called back for the final phase, the judge's opinion rests on a 25-25-25 analysis of the preliminary railwork, preliminary workout, final railwork, and final workout. The preliminary shall also serve as an elimination for the final phase. Winners of the Saddle Seat Adult Amateur Medal Final will be eliminated from further competition in Saddle Seat Adult Amateur Medal classes after two (2) consecutive or non-consecutive wins of the Final. *BOD 1/17/10 Effective 4/1/10*

15. NATIONAL HORSE SHOW SADDLE SEAT EVENT - "GOOD HANDS". For permission to offer this class and complete details, contact the National Horse Show Association of America, PO Box 386, Geenvale, NY 11548, enclosing a fee of \$35.

a. NATIONAL HORSE SHOW SADDLE SEAT EVENT "GOOD HANDS" QUALIFYING CLASSES. For juniors who have not reached their 18th birthday. To be judged as a group at a walk, trot and canter. A minimum of three riders are required to individually

- execute a figure eight at a canter, trot to the judge, stop and back. After which, Tests 1-16 may be called for. Judging is based 40% on railwork and 60% on individual workout. Horsemanship only to count. To fill a class, three competitors must compete with proper tack. All winners of NHS Saddle Seat Events are qualified to compete in the Championship Finals at the National Horse Show. One win eliminates the rider from further competition in this class for the remainder of the qualifying season.
- b. NATIONAL HORSE SHOW SADDLE SEAT EVENT "GOOD HANDS" CHAMPIONSHIP/FINALS. To be eligible, entrant must have won a first place ribbon in a National Horse Show Saddle Seat Event at an approved competition and must be properly certified by the secretary of the competition at which such win was made. The winner of this championship is not eligible for further participation in this particular event. Open to junior riders who have not reached their eighteenth birthday. The finals consist of two sections: Preliminaries and the Championship class. The preliminary class(es) shall also serve as an elimination for the Championship class. In the preliminary, all eligible competitors are to be judged as a group at the walk, trot and canter both ways of the ring and then are required to individually execute the mandatory workout consisting of a figure eight at the canter, trot back to the judge, stop and back. Judging is based 40% on railwork, 60% on individual workout. Judges shall select 10-15 contestants to compete in the Championship class. In the final phase, all contestants are to be judged as a group at the walk, trot and canter both ways of the ring. A minimum of the top eight contestants shall individually execute a prescribed workout. Further testing of any contestants may be requested at the judges' discretion. Again, judging is based on a 40% railwork, 60% individual workout analysis. In the event a horse becomes incapacitated, upon examination of the competition's veterinarian and a judge or steward, a substitution will be permitted.
16. SADDLE & BRIDLE'S AMERICAN SADDLEBRED PLEASURE EQUITATION MEDALLION. For permission to offer this class and complete details, contact "Saddle and Bridle", 375 North Jackson Avenue, St. Louis, MO 63130. A fee of \$50 must be enclosed.
- a. Saddle & Bridle's American Saddlebred Pleasure Equitation Medallion Class. Eligibility to compete in the Saddle & Bridle Medallion is limited to those riders who show only American Saddlebred Pleasure horses in equitation during a given show season. This does not exclude the saddle seat equitation riders also showing other breeds. Country Pleasure Horses and Show Pleasure Horses may both compete. A minimum of two riders must be entered, shown and judged in order to be an official Medallion qualifying class. All Medallion Class winners are eligible for the Medallion Finals scheduled to be held at the St. Louis National Charity Horse Show in the fall. Riders 13 & under are eligible for the junior finals. Riders between 14-17 are eligible for the senior division. A rider competing in a Medallion Class will be qualified for the finals by winning or placing second. A rider who qualifies with a second place ribbon can show in other Medallion Classes. One win eliminates a rider from further competition in qualifying classes. The current USEF Rules for Saddlebred Pleasure Equitation should be used as guidelines for the judging. In addition, it is recommended, that the judge upon his or her discretion, ask for a stop and back a few steps on the rail, the horse to stand quietly, and demonstrate a brisk trot. An appropriate workout is to be selected by the judge and the top four riders (if available) are required to work. It is recommended, that in the case of a relatively small class, all riders be given the opportunity to work, rather than leaving a few out of the workout. Recommended workouts should include the following: Riders must leave the lineup, must include a change of diagonals and a change of direction. To be judged 50% railwork and 50% workout.
- b. SADDLE & BRIDLE'S AMERICAN SADDLEBRED PLEASURE EQUITATION MEDALLION CHAMPIONSHIPS (13 & Under and 14-17 age groups).
- (1) PHASE I: All entries must be worked on the rail in groups of 20 or less and all contestants are to perform an individual workout. A minimum of 12 (if available) and no more than 14 riders shall be chosen for Phase II of the Championship Class. In all Championships, no predetermined number of riders need be selected from each group. Each judge will assign a numerical score for each rider on the rail and hand in numbers after each section. The railwork score and the workout score will be added together for all three judges. The top 12 to 14 riders to come back for Phase

It will be determined by the highest combined scores. The judges will decide on the number to come back within the 12 to 14 limit.

(2) PHASE II: Phase II will be judged in the same manner. SCORING: Preliminary railwork 25%, Preliminary workout 25%, Final Phase railwork 25%, Final Phase workout 25%. All four scores for each rider will be added together for the placing of the class. The top ten will be called back into the ring. Awards to be given in reverse order. Winners of Saddle & Bridle's American Saddlebred Pleasure Equitation Medallion Championship will be eliminated from further competition in that class. Winners of the 13 & Under Medallion Championship are not excluded from competing in the 14-17 Medallion in the future.

17. UPHA CHALLENGE CUP QUALIFYING CLASSES.

a. ELIGIBILITY. Open to all saddle seat equitation riders, 17 years of age and under, riding a mare or gelding of any breed. Two UPHA Challenge Cup classes may be offered at the same competition, one for riders 14-17 years of age and one for riders 13 years of age and under, with separate awards. No minimum number of entries is required to fill a class. One UPHA Challenge Cup win eliminates that rider from further competition in qualifying classes that season.

b. CHAMPIONSHIP ELIGIBILITY. Residency requirements pertain only to UPHA Challenge Cup Chapter Championships. Rider must compete within the Chapter in which they reside (residence to be determined by the legal voting residence of the rider's parent or guardian). The first four places in qualifying classes are eligible to compete in the Chapter Championships. Chapter Championships are optional. All UPHA Challenge Cup winners, and the first and second place winners in the Chapter Championships, are eligible for the UPHA National or Junior Challenge Cup Championships (specific qualifying procedures for the Walk/Trot, Adult, Morgan, National Show Horse and Pleasure Challenge Cup Championships are contained under their respective headings). The qualifying season for all National and Junior Championships closes two (2) weeks prior to the beginning of the competition at which the Championship will be held. At that time, the qualifying season for the following year will begin. All UPHA National Challenge Cup Championship winners are ineligible for further competition in UPHA Challenge Cup classes. The Junior Challenge Cup Championship winner may compete for the National Championship in a succeeding year, but is ineligible for further competition in Junior Challenge Cup classes. When entering Chapter, National or Junior Challenge Cup Championships, riders must indicate on the entry form the competition and location at which they qualified. With the inception of the 13 & Under Junior Challenge Cup Championships, the National, Morgan, Arabian Breeds, and Pleasure Challenge Cup Championships will remain 17 & under classes (as opposed to Senior, or 14-17 championships) in order to accommodate under age winners of the Junior Challenge Cup Championship in a succeeding year. Any rider regardless of age, who is qualified has the option of showing in the National Championship but a 13 & under rider may not show in both the Junior and National.

c. JUDGING SPECIFICATIONS. Showmanship is paramount throughout the class. Judging in all UPHA Challenge Cup qualifying classes is based 60% on rail work and 40% on the individual workout. In qualifying classes and Chapter Championships (except Walk/Trot classes), the top four (4) riders must be worked individually; more may be worked at the judge's discretion. Showmanship is a primary factor throughout the class, therefore, "Show Your Horse" is no longer a necessary or acceptable test. The mandatory workout in all qualifying competitions (except Walk/Trot classes) is: "Trot a serpentine to the opposite end of the ring. Return down either rail at a show trot." Judges are not permitted to alter the mandatory workout in any manner.

d. JUDGING SPECIFICATIONS FOR THE CHAMPIONSHIPS - In all Chapter, National and Junior Championships, the judge(s) must be Registered or Recorded with USEF Judges for the Championships are selected from nominees from each UPHA Active member and a list will be furnished to respective competition managements annually. In the National and Junior Championships, the preliminary work is called Phase I, in which all contestants must work in a group (or in groups) of 20 or less on the rail and complete an individual workout. Twelve (12) riders will be chosen for Phase II which is the Championship Class. No predetermined number need be selected from

each group. Exceptions: A) In the UPHA 10 & Under Walk/Trot Championship, riders will work in groups of twelve (12) or less and will not be asked to perform an individual workout. Ten (10) riders shall be chosen to return for Phase II. B) In the UPHA 11 & Under Championship, riders will work in groups of twelve (12) or less and complete a mandatory work out. The mandatory Championship workout is: A serpentine consisting of four (4) half-circles: trot the first half-circle, canter the second and third half-circles, trot the fourth half-circle. Return down either rail at a show trot. Ten (10) riders shall be chosen for Phase II. If the class is divided because of its size, it is to be split by every other number. All riders must compete at the walk, show trot and canter both ways of the ring and line up. The divisions are to be dismissed on standby, with the individual workouts executed immediately following completion of the rail work. Individual copies of the Judge's Phase I workout must be available to each rider from the competition office no less than one (1) hour prior to the performance. The 10 & Under Walk/Trot Championship shall be judged 50% on Phase I-Preliminary and 50% on Phase II-The Championship. In all Junior Championships (Riders 13 & Under), judges are cautioned not to ask for an inappropriate, or illegal, workout. Thirteen and under riders may be asked to perform USEF tests #1 through #12. They are not permitted to change leads on or off the rail. Simple serpentines and figure eights are acceptable, however, diagonal line changes (which include a canter or any line cantering off the rail) are not permitted in any manner. The basic figures, or combination of the basic figures, are the intent in all Junior Championships. In all National and Junior Championships (except the Walk/Trot Championship), Phase I and Phase II must be judged as a continuous class and must be evaluated using a 1/3-1/3- 1/3 analysis. In Phase I, the rail work portion and the individual workout shall constitute 1/3 of the overall judging, or 2/3 of the total class. Phase II (the Championship), in which only rail work is performed, shall constitute the remaining 1/3 of the total class. There will be no less than six (6) hours between the end of Phase I and the beginning of Phase II, and no more than two (2) consecutive days between the two Phases. When the riders return to the ring for Phase II, the announcer is to state that they have been previously judged on rail and figure work. No individual workouts will be requested in Phase II, however, at the judges' discretion, selected riders may be requested to do additional rail work as a group for the purpose of breaking a tie. They may not be asked to exchange horses or to ride without irons. A Champion and Reserve Champion will be chosen in all National and Junior Championships, with the next eight (8) riders placed in numerical order. (Two unannounced reserves should be tied) The "Top Ten" will be announced first, followed by the Reserve Champion and the Champion. It is recommended that all riders be retired to a holding area outside of the ring and then brought back in individually and numerically for the "Top Ten" awards and the presentation of the Reserve Champion and Champion. The same horse must be used in both Phases of the Championships, unless the animal is sick or lame, in which case a veterinarian's certificate is required.

e. SPECIFICATIONS AND QUALIFYING PROCEDURES FOR OTHER CHALLENGE CUP PROGRAMS.

(1) UPHA 10 & UNDER WALK/TROT CHALLENGE CUP. Open to riders 10 years of age and under. Walk/trot riders must canter after the beginning of his/her nine year old competition year if they have shown in as many as three competition years in that division. The recording of a rider's participation in this division will begin in 2001. Competition year is defined by the Federation as December 1 through November 30. To be judged on the rail at a walk and trot only. Rider may not have ever been judged in a class at a recognized or non-recognized competition that required a canter. This also includes Tournament and academy classes. It is recommended that a class having more than twelve (12) entries be divided. If a division is necessary, the recommended split is to divide the entries into a class for riders 8 years of age and under and one for riders 9 to 10 years of age. Headers will be permitted in the lineup and will be called in by the announcer after the class has lined-up and before they are judged. One attendant without whip is permitted to head each horse during the line-up. The header may stand the entry on its feet and then must stand three paces back from the horse and is only allowed to touch the horse for safety purposes. It is imperative that the horse stand quietly. A judge must order from the ring any unruly horse or one whose actions threaten to endanger the rider,

other exhibitors, or their entries. All ribbon winners will be eligible for the Championship class. A win of a qualifying class does not eliminate that rider from further competition in qualifying classes that season. The winner of the UPHA 10 & Under Walk/Trot Championship will be ineligible for further competition in the UPHA Ten & Under Walk/Trot classes. They will be eligible to compete in the UPHA Challenge Cup classes at that time.

(2) UPHA 11 & UNDER CHALLENGE CUP. Open to all riders 11 years of age and under. In qualifying UPHA 11 & Under classes, class procedure will be the same as in all UPHA Challenge Cup qualifying classes. Riders compete at the walk, trot and canter both directions of the ring, line up, and a minimum of the top (4) are required to perform the mandatory workout (serpentine at the trot), more may be worked at the judge(s) discretion. To qualify for the UPHA 11 & Under Championship, a rider must compete and place (first through eighth) in a 17 & Under, 13 & Under, or an 11 & Under UPHA Challenge Cup class. A win of the UPHA 11 & Under Challenge Cup class does not eliminate the rider from competition in the 11 & Under classes for the remainder of the season. However, a win of either a 17 & Under or a 13 & Under UPHA Challenge Cup class eliminates a rider from further competition in both age groups, but not in the 11 & Under age group, for the remainder of the qualifying season. In the UPHA 11 & Under Championship, Phase I will consist of rail work in groups of twelve (12) or less and the completion of an individual workout. The mandatory workout is: "Trot a serpentine to the opposite end of the ring. Return down either rail at a show trot." In the preliminary Phase I, ten (10) riders shall be chosen to come back for Phase II, the Championship class. All other specifications for the 11 & Under Championship are the same as in the National and Junior Championships.

(3) UPHA ADULT CHALLENGE CUP. Open to all amateur riders 18 years of age and over. All ribbon winners will be eligible for the Championship class. In the Championship class, a minimum of four (4) riders must perform an individual workout. The judge(s) may use any of the recognized tests *1-13 and 15-16* (refer to EQ120). Since there is not a Phase I preliminary in the UPHA Adult Challenge Cup Championship, judging specifications shall be 60% on rail work and 40% on the individual workout. A win of a qualifying class does not eliminate that rider from further competition in qualifying classes that season. In order to compete in the Championship a rider must qualify in a UPHA Adult Challenge Cup class. Winners of the UPHA Adult Challenge Cup Championship will be eliminated from further competition in UPHA Adult Challenge Cup classes after two (2) consecutive or non-consecutive wins of the Championship. *BOD 1/17/10 Effective 4/1/10*

(4) UPHA MORGAN, ARABIAN BREEDS, AND NATIONAL SHOW HORSE CHALLENGE CUPS. Open to riders 17 years of age and under, riding a Morgan, Arabian Breeds, or National Show Horse mare or gelding. Both Morgan, Arabian Breeds, and National Show Horse riders have the option of competing in the UPHA Challenge Cup National or Junior Championship and in their respective breed Championships, however, one win of a UPHA Challenge Cup will not qualify a rider for both Championships. Separate qualifications are required. Morgan, Arabian Breeds, and National Show Horse riders can qualify for their respective breed Championships by placing first or second in a UPHA Morgan Challenge Cup (for Morgan riders) or a UPHA Arabian Breeds Challenge Cup (for Arabian Breeds riders) or a UPHA National Show Horse Challenge Cup (for National Show Horse Riders), or first through fourth in an open UPHA Challenge Cup. A win of an open, Morgan, Arabian Breeds, or National Show Horse Challenge Cup eliminates the rider from further competition in that class for the remainder of the qualifying season. The rider may then elect to compete in any Challenge Cup class for which he/she is eligible in order to comply with the "separate qualification" rule if the rider intends to compete in more than one Challenge Cup Championship.

(5) UPHA PLEASURE CHALLENGE CUP. Open to all saddle seat equitation riders 17 years of age and under riding a mare or gelding of any pleasure type. Eligibility to compete in UPHA Pleasure Challenge Cup classes is limited to those riders who show ONLY pleasure equitation horses of the Saddle Seat breeds during a given competition year. Pleasure equitation riders will qualify for the UPHA Pleasure

Challenge Cup Championship by placing first or second in a UPHA Pleasure Challenge Cup or first through sixth in an open UPHA Challenge Cup. Pleasure equitation riders have the option of showing in the UPHA National or Junior Challenge Cup Championships as well as the UPHA Pleasure Challenge Cup Championship, however, they must have separate qualifications for both championships. Only a win of an open UPHA Challenge Cup qualifies a rider for the UPHA National or Junior Challenge Cup Championship. A win of either an open UPHA Challenge Cup or a UPHA Pleasure Challenge Cup eliminates a rider from further competition in that class for the remainder of the qualifying season. The rider may then elect to show in the Challenge Cup division they have not yet won if they need a second qualification for either championship. The UPHA Pleasure Challenge Cup and Championship will be governed by the same rules, judging specifications and procedures as the open UPHA Challenge Cup.

18. UPHA FIVE GAITED HORSEMANSHIP. Open to amateur riders of any age showing a five-gaited American Saddlebred. Stallions are prohibited. The spirit of this class is to reward riders with exceptional horsemanship skills. Emphasis should be on a rider's awareness of the horse's performance. Breaking of gait, extreme speed, pacing and excessive bridle movement is to be penalized. Smooth transitions, a square trot, true slow gait and rack and a controlled canter are to be emphasized. Form should be appropriate for the enhancement of a five gaited horse, although equitation rules will be followed. To be judged at the five gaits both ways of the ring and on an individual workout. Canter lead changes or canter departures off the rail cannot be requested as testing in qualifying classes or the Finals. To be judged 60% rail work, 40% workout. One of the two designated workouts may be used.

- a. Execute a serpentine as follows: slow gait the first loop, trot the second and third loops, slow gait the fourth loop and return down the rail at a rack.
- b. On the rail, to the right, trot first third, continue trot a circle, stop, slow gait the second third and continue to slow gait a circle, continue at a slow gait around the turn and rack down the opposite rail.

19. UPHA FIVE GAITED HORSEMANSHIP FINALS. To qualify, riders must compete and be judged in a minimum of one UPHA Five Gaited Horsemanship qualifying class or any one class within the 5-Gaited sections (open or pleasure) during the qualifying season. A win in a qualifying class does not eliminate the rider from further competition in that qualifying season. For permission to offer this class and complete details, contact the United Professional Horsemen's Association, 4059 Iron Works Parkway, Suite #2, Lexington, KY 40511, (859) 231-5070.

EQ120 Tests.

Tests from which judges must choose. Tests may be performed either individually or collectively but no other tests may be used. Instructions must be publicly announced. All circles and turns must be performed on correct diagonals and leads. On left diagonal, rider should be out of saddle when horse's left front leg is in the air; on right diagonal, rider should be out of saddle when horse's right front leg is in the air. On left lead, horse's left leg reaches further than the right; on the right lead, horse's right leg reaches further than the left. All changes of lead must be a simple change whereby the horse is brought back into a halt or walk and restarted into the canter on the opposite lead. In Medal and Championship classes individual workout instructions must be written down by the judge and delivered to the announcer at the beginning of the class. Instructions can be posted at the judge's discretion provided it is announced and posted at least one hour prior to the session in which the class is held. Competition management is encouraged to post the workout more than one hour prior to the session if possible. At all World and National Championships and Finals, competitors must be allowed ample access to the competition arena in order to walk on foot the posted workout. A minimum of ½ hour is recommended.

1. Address reins-the process of laying down reins and picking up reins (only in line up).
2. Circle at a trot. When circling clockwise, rider should be on left diagonal; when circling counterclockwise rider should be on right diagonal.
3. Performance on the rail at a walk, trot, or canter using the correct leads and diagonals only.
4. Performance around the ring at a walk, trot, or canter using the correct leads and diagonals only.

5. Feet disengaged from stirrups. Feet engaged. In the line-up only.
6. Change of diagonals on or off the rail. The judge must specify diagonal changes to be executed and the beginning diagonal.
7. Execute serpentine at a trot. A series of left and right half circles off imaginary line where correct diagonals must be shown.
8. Back for not more than eight steps.
9. Figure eight at trot demonstrating change of diagonals. Unless specified, it may be started either facing the center or away from the center. If started facing the center, it must be commenced from a halt.
10. Circle at the canter. When circling clockwise, horse should be on right lead; when circling counterclockwise, horse should be on the left lead.
11. Execute serpentine at a canter.
12. Figure eight at canter. Unless specified, it can be started either facing the center or away from the center. If started facing the center it must be commenced from a halt. Figures are commenced in center of two circles so that one lead change is shown.
13. Canter a straight line, on or off the rail, with or without demonstrating simple change of lead. The judge must specify lead changes to be executed and the beginning lead.
14. Ride without stirrups for a brief period of time, at any gait requested (for not more than one minute at the trotting phase). Riders may be asked to disengage or engage stirrups at a halt or walk or any gait requested by the judge. (*Exception: Adult Equitation riders must not be asked to perform without stirrups. See EQ118.11, EQ118.14c and EQ118.17e(3). BOD 1/17/10 Effective 4/1/10*)
15. Demonstration ride of approximately one minute on own mount. Movements must be selected from Tests 1-14 above. Rider must advise judge beforehand what ride he plans to demonstrate. To be used only in Championship and/or Medal Classes. Riders must have with them two copies (one for judge and one for announcer) of a written one minute workout in case the judge asks for this test. The test must be stopped at the end of one minute but the rider will not be penalized for not completing it.
16. Exchange horses. This test is to be used only after four or more of the top riders have been tested. Only one pair of riders to exchange. Saddles can be exchanged. The attendant for each horse being exchanged must be allowed in the ring only to facilitate the change. The purpose of this test is to break a tie.

EQ121 U.S. Saddle Seat World Cup Selection Trials.

1. APPOINTMENTS.
 - a. Personal: Riders to wear Kentucky Jodhpurs in conservative colors with a closely fitted shirt or sweater tucked into the waist of their pants. The shirt/sweater should also be of conservative nature in design and color. Jodhpur boots and riding gloves are mandatory. Optional items include a conservative belt, non-roweled spurs, and protective headgear. Ties, vests or hats of any kind (exception: protective headgear) are not allowed. Hair shall be neatly groomed so as not to detract from the riders' general appearance.
 - b. Tack: Bridle shall be light, show type; either single snaffle, curb and snaffle or Pelham bit. Martingales are allowed. Riders are to provide their own saddles, stirrups/leathers and whips.
2. CLASS CONDUCT.
 - a. Riders will compete on not less than two horses during the duration of the riding portion of the competition. During the rail work phase riders will work at the walk, trot, and canter (Five-Gaited may include slow gait and rack depending on horse availability) both directions of the ring. The hosting director will divide riders into groups of sizes deemed manageable with regard to the horses being used for the competition.
 - b. Patterns will be executed individually by each rider on a minimum of two different horses. The patterns will be performed will be divided into segments, each of which will have an assigned score. Copies of the patterns will be distributed to the riders at the drawing of the horses. The order of go for the patterns shall be determined by a draw, to be conducted in conjunction with the riders' draw of horses.
 - c. There will be absolutely NO coaching while riders are being evaluated by the judging panel. This rule includes both instructors and members of the audience. This rule will be STRICTLY ENFORCED. Violations of this rule could result in the elimination of a rider and/or the expulsion of the person doing the coaching from the arena area. The

decision of the USEF Steward, in consult with attending members of the Executive and Selection Trials Committee or the designees shall be final.

d. The hosting director shall determine the number of rail and pattern rides based on horse availability. This will be announced no later than the riders' draw of horse/order of go assignments, which is typically conducted the day before the trials.

e. Rides and interviews will be scheduled by the hosting director as deemed appropriate. The contestants' ride/interview schedules will be given to them at the same time that the draw is conducted. Breaks will be scheduled during each day's events. Should time restraints require any adjustments to the set schedule, such changes will be announced by the official Event Announcer as far in advance as possible.

f. Competitors will be allowed two five minute time outs for breakage of equipment or a cast shoe during the competition. If in the second time out a successful repair/replacement cannot be satisfactorily achieved an emergency alternate horse may be substituted by the host. If the five-minute time allotment for the second time out for the same horse is insufficient to make the repair or replacement, an additional five minutes will be awarded. At the conclusion of the allotted time, the rider must proceed on either the same horse or on the emergency alternate or withdraw from that phase of the competition. A rider who withdraws will not receive a score for that phase of the competition but may continue in the next phase in which they are entered either with repaired equipment, replaced shoe or on an alternate horse.

3. INTERVIEW.

The inclusion of an interview as a scored portion of the competition is at the discretion of the Council. The council and Selection Committee will determine if the interview portion will be included in the selection process for a given team selection competition. When the Council elects to include the interview, the percentage assigned to that portion of the competition shall be declared prior to the opening of the application process and publicized to all finalists prior to their acceptance of the finalist bids. When included, interviews shall be conducted by a panel of three interviewers, generally to be provided by the hosting institution. The duration of each interview will be ten minutes. The interview will consist of five questions, to be selected from a list of ten questions that will be provided to the riders in advance of the interview. Questions will be likely to include such topics as current world and national events, history, geography, etc. Riders will be evaluated primarily for their ability to conduct themselves in a positive, articulate and professional manner, as befitting a representative of both the United States and the Saddle Seat Equitation community. The Council and the hosting director reserve the right to change the number of interviewers based on availability, but will make every effort to secure a minimum of three panelists.

4. SCORING

a. RAIL: Rail work will be evaluated using a numerical system based on a perfect score total of 100 from each judge.

b. PATTERN: Each pattern will be divided into segments, which will carry possible score values as determined by the panel of judges and/or organizers prior to the competition. Each pattern will have a total possible score of 100 points from each judge, resulting from the combined total of the segment scores.

c. INTERVIEW: Each rider will earn a score of up to 100 possible points from each member of the interview panel.

d. ORDINAL CONVERSION: The numerical score given by an evaluating official (either judge or interviewer) for each rider at the conclusion of each phase (with phase defined as a railwork, pattern or interview segment completed by all finalists for that particular team trials) will be converted to an ordinal, with each judge's highest numerical score converting to a '1', the next highest a '2', etc.

e. Numerical scores for each ride of every contestant will be announced at the conclusion of the ride with the exception of the final rail ride scores. These scores will only be made public following the announcement of the team at the Awards Ceremony.

f. The grand total score for each rider shall be a combination of the ordinals awarded by all judges/interviewers from all railwork, patterns and interview phases. Those riders who hold the five lowest cumulative ordinal scores will be named as members of Team USA, and will represent the United States at the International Saddle Seat Equitation World Cup for the designated competition year.

g. In the event of a tie, preference will be given to the rider with the lower combined rail ordinal scores from all judges. If a tie still exists, preference will be given to the rider with the lower combined pattern ordinal scores from all judges. If the above methods are insufficient to break the tie, preference will be given to the rider with the lower combined interview ordinal scores from all interviewers. If none of the above methods are sufficient to break the tie, preference will be given to the rider with the total ordinal scores from all interviewers. If none of the above methods are sufficient to break the tie, the lower combined total ordinal scores for the railwork and pattern segments of the competition as issued by ONE judge determined by the Council to serve as the Referee shall have precedence. The referee shall be announced prior to the start of the competition, generally at the event where riders draw for horses, order of go, etc.

5. ALTERNATE RIDER STATUS.

The 6th place rider will be named the alternate and is considered "on call" to replace any member of the top five who must step down for health or emergency personal matters prior to the official start of the International World Cup event. In the case of an away competition, the 'official start' has generally been defined as the time at which the team members depart for the host country. Any exception to this rule shall be strictly the jurisdiction of ISSEA (International Saddle Seat Equitation Association), and their judgment on such matters is final. The US Council MAY, at their discretion, elect to provide apparel or other official team items to the alternate. Participation by the alternate in promotional and fundraising events within the US is strongly encouraged. The alternate will not be sponsored as a team member for travel to the International competition, but is encouraged to attend and support the US team. It is left to the discretion of the host country for each International Saddle Seat World Cup event to set policy regarding the level of participation that alternates may have in the various ceremonies or functions associated with the event. It is the current policy of the US Council to be as inclusive as possible to alternates and auxiliary officials of visiting teams who attend competition here in the US, and we have encouraged other hosting nations of ISSEA to make every effort to extend the same courtesies.

6. JUDGING.

a. The riders are to be judged 45% on rail work (22.5% each on two rides), 45% on patterns (22.5% each on two patterns), and 10% on personal interview. The percentages allocated to each phase may be changed by vote of the Council for a given competition year; however, the percentages allocated to each portion must be publicized prior to the start of the application process and must be disclosed to finalists prior to their acceptance of the finalist bids.

b. Riders will be scored by a panel of six judges. Judges shall be selected from the current United States Equestrian Federation, Inc. Licensed Officials list. It is preferable that all judges hold a Registered (R) designation in Saddle Seat Equitation, although judges holding Recorded (r) designations in Saddle Seat Equitation may also officiate. In rare circumstances, a judge who does not hold current designation from USEF may be utilized provided that the proper Guest Card procurement procedures are followed. In the event that a judge is unable to begin or complete the scoring of the entire event, it shall be the right of those members of the US Council Executive Committee, Selection Trials Committee and their designees in attendance to vote to amend the number of judges or utilize substitutes. Every effort to maintain the integrity of the scoring and the fairness of the competition will be made in such case.

c. Judges will use the standards from Subchapter EQ-3, Saddle Seat Equitation, in the Federation Rule Book as their guideline for evaluating each rider. The scoring used will be a numerical system for all phases and the scores will be announced and posted with the exception as noted above in "Scoring". The scoring system to be used will be explained in depth to each judge before the start of the competition. Judges may only call for tests 1-13 (see EQ120.1-13).

d. It is the Council's wish that the judges make a special effort to analyze each rider's form as well as his/her horsemanship abilities while keeping foremost in mind the unusual demands of the World Cup competition itself. A rider's resiliency after a "rough" class should also be given due consideration in the scoring. The format for the trials event competition, which requires competitors to ride horses with which they have little or no familiarity*, was specifically designed to parallel the premise of the International event conditions. Further, the format is designed give judges the opportunity to evaluate each

rider's ability to respond to these unusual demands. [*Due to the nature of the horses often being donated for the competition, it is possible that riders may have ridden some of the horses used in the trials. Thus the Council will observe the ISSEA rules that a rider may not compete on a horse that he/she has previously owned or exhibited. In cases involving other types of familiarity, the hosting director will make every effort to ensure that there are no significant advantages given to riders who may have had experience with horses used in the trials competition. Such measures may include, but are not limited to the following: procurement of additional donated horses for the duration of the competition; availability of videotape for review by other finalists for the team in question prior to the competition which shows the hosting director giving instruction on the horse(s) in question in a non-competitive setting, etc.]

7. AWARDS.

No ribbons will be awarded to competitors in the trials. The event will conclude with the announcement of the teams at an Award Ceremony, generally held at the conclusion of the competition. Certificates of Participation will be presented to each trials finalist. Each of the top five riders will also receive a commemorative certificate identifying them as a member of Team USA. The sixth-place rider shall be declared the alternate and will also receive a commemorative certificate identifying them as the alternate member of Team USA. Additional awards may be offered at the discretion of the Council.

8. ENTRIES.

a. All competitors who are 18 years of age or older on December 1 of the current competition year must possess current Amateur certification issued by the Federation (see Subchapter 13-B, Amateurs and Professionals).

b. The Federation Fee of \$15 will be waived for the World Cup Selection Trials. Chapter GR4, Drugs and Medications, will remain in effect.

9. RESOLUTION OF ISSUES.

All matters arising in connection with the execution of the trials competition that are not specifically addressed under USEF rules shall be subject to the jurisdiction of the US Saddle Seat World Cup Council Executive Committee and Selection Trials Committee or their proxied designees who are in attendance. Decisions of those Committee members in such matters shall be final.

EQ122 Saddle Seat World Cup Competition.

When the United States hosts the Saddle Seat World Cup in conjunction with a Federation licensed competition or as a stand alone Federation licensed competition, USEF Membership and Non-Member fees will not apply to owners of donated horses and to international competitors.

SUBCHAPTER EQ-4 WESTERN SEAT EQUITATION AND WESTERN HORSEMANSHIP SECTION. BOD 1/17/10 Effective 4/1/10

(See Western Rules, Chapter WS)

EQ123 General.

1. Riders will be judged on seat, hands, performance of horse, appointments of horse and rider and suitability of horse to rider. Results as shown by the performance of the horse are NOT to be considered more important than the method used in obtaining them.

2. Exhibitors can ride sidesaddle in adult equitation classes but not in classes restricted to juniors.

EQ124 Position.

1. Basic Position. The stirrup should be just short enough to allow heels to be lower than toes. Body always should appear comfortable, relaxed and flexible. Feet should be placed in the stirrups with weight on ball of the foot. Consideration, however, should be given to the width of the stirrups, which vary on Western saddles. If stirrups are wide, the foot may have the appearance of being "home" when, in reality, the weight is being properly carried on the ball of the foot.

Arms are in a straight line with body, the one holding reins bent at elbow. Only one hand is to be used for reining regardless of type of bit used and hands shall not be changed. Hand to be around reins. When split reins are used and ends of split reins fall on the same side as reining hand, one finger between reins is permitted. When using romal or when ends of

split reins are held in hand not used for reining, no finger between reins is allowed. The position of the hand not being used for reining is optional but it should be kept free of the horse and equipment and held in a relaxed manner with the rider's body straight at all times. Rider can hold romal or end of split reins to keep from swinging and to adjust the position of the reins, provided it is held with at least 16 inches of rein between the hands. Hand to be above horn and as near to it as possible. When riding in a snaffle bit or hackamore two hands may be used with arms in a straight line with the body, bent at the elbow at approximately 90 degree angle with hands 6-16 inches apart. (Exception: Arabian division.) Bracing against horn or coiled riata is penalized.

2. Position in Motion. Rider should sit to jog and not post. At the lope, rider should be close to saddle. All movements of horse should be governed by the use of imperceptible aids and the shifting of rider's weight is not desirable.

3. Side Saddle. Side saddle riders should sit square in the saddle, spine to be perpendicular to a horse's backbone. Shoulders to be square and back. Head straight and level. The left leg should hang straight down naturally and close to the horse's side. The heel should be down and the stirrup resting on the ball of the foot, exactly as an astride rider. The left knee rests against the saddle. The lower portion of the rein arm should be parallel with the ground and the reining hand over the right knee. The upper rein arm will take about a 30 degree angle. The knuckles of the reining hand should be vertical with the ground and the reining hand should always be held directly over the right knee and in no way forward of this knee. The upper portion of the inactive arm should be vertical with the body and the elbow of this arm should not protrude to the rear of the upper body. When using closed reins, the inactive hand should be closed around the free ends of the reins and the lower portion of this arm held at about a 45 degree angle in a natural position.

EQ125 Appointments.

Competitors must be penalized for incomplete appointments but not necessarily disqualified.

1. Personal. Riders must wear Western hat; long-sleeved shirt with any type of collar; a necktie, kerchief or bolo tie or brooch; trousers or pants; (a one-piece long-sleeved equitation suit is acceptable provided it includes any type of collar). Chaps and boots are required. A vest, jacket, coat, and/or sweater may also be worn. Protective headgear with harness is optional in all classes; not required to be of Western style. Refer to GR801. Spurs are optional. Side saddle riders must wear an apron of either the closed or buttoned type, or with waist band cut the same as a pair of chaps and double thickness. Hair must be neat and securely fastened if long so as not to cover rider's number.

2. Tack.

a. The saddle must fit the rider. It may be slick or swelled fork, have a high or low cantle but must definitely be sized to the rider. Nothing that would prevent the stirrups from hanging freely shall be added to or deleted from a standard western saddle. Exhibitors can ride side saddle in adult equitation classes but not in classes restricted to juniors.

b. There shall be no discrimination against any standard western bit. Curb chains and leather chin straps may be used but must be flat and at least 1/2" in width, and lie flat against the jaws of the horse. No wire, rawhide, metal or other substance can be used in conjunction with or as part of the leather chin strap or curb chains. A light lip strap is permissible.

c. Hackamores as defined in WS105.4, all snaffle bits as defined in WS105.3 may be used on junior horses; tie-downs, running martingales, draw reins, and cavesson-type nosebands are prohibited. Silver equipment may be used but shall not be given preference over good working equipment. A hackamore or snaffle bit rider may ride with two hands. Horses shown in the Arabian, Half Arabian, Morgan, National Show Horse, Saddlebred Divisions may not use hackamores or snaffle bits in the Equitation division and must be shown with one hand.

3. Bandages and boots of any type are prohibited. In the event of injury, the judge may permit a protective bandage. In Western Seat Equitation classes where a pattern is required, the use of shin, bell boots and/or protective bandages on the front legs and standard sliding or rundown boots on the rear fetlocks are permitted.

EQ126 Western Seat Equitation. BOD 1/17/10 Effective 4/1/10

Riders enter the ring at a walk or jog and are judged at a flat-footed four beat walk, two-beat jog and a three-beat lope both ways of the ring. The order to reverse may be executed by

turning toward or away from the rail. All competitors are required to back in a straight line during the line up in all classes.

Judges are encouraged to call for at least two tests from EQ128 to be performed by competitors being considered for an award. Due to the difficulty of properly fitting tack, riders shall not be asked to change horses.

See Western Seat Equitation/*Western Horsemanship* Chart for list of faults and causes for elimination. *BOD 1/17/10 Effective 4/1/10*

EQ127 Western Horsemanship. *BOD 1/17/10 Effective 4/1/10*

1. Riders in classes for junior exhibitors cannot have reached their 18th birthday in accordance with GR126.
2. Emphasis shall be placed on horse and rider working together. Execution and correct form of both horse and rider, while maintaining a pleasurable ride are the main criteria for this class.
3. Rider must perform a pattern which will be posted by the judge at least one hour prior to the class. Tests 1-12 may be used.
4. Failure to complete the pattern will not result in disqualification but will be scored accordingly. Rail work is optional at the discretion of the judge. Backing must be included in either the pattern or the lineup.

EQ128 Requirements for Specific Classes.

The following three age limit classes are suggested, but may vary according to local conditions: a) juniors who have not reached their 11th birthday; b) juniors who have reached their 11th but not their 14th birthday; c) juniors who have reached their 14th but not their 18th birthday.

1. Maiden, Novice and Limit. For juniors who have not reached their 18th birthday. Tests 1-6.
2. Under 11. For juniors who have not reached their 11th birthday. Tests 1-5.
3. 11 and Over. Tests 1-12.
4. Open. For juniors who have not reached their 18th birthday. Tests 1-12.
5. Adult Amateur, Tests 1-12.
6. CHAMPIONSHIPS. To be awarded on a competitive basis. May be held:
 - a. as a free post entry class, open to any designated number of place winners (minimum of two) in previous classes in the Western Seat section except Maiden, Novice and Limit Classes; or b) as an Open class with advance entries for competitors who have competed in at least one other class in the Western Seat Section. Judges may require additional tests. Tests 1-12. *BOD 1/17/10 Effective 4/1/10*

EQ129 Tests from which judges must choose.

Tests can be performed either collectively or individually but no other tests may be used. Instructions must be publicly announced.

1. Back.
2. Individual performance on the rail.
3. Figure eight at the jog.
4. *Circles at either a jog or lope are permitted.*
5. Lope and stop.
6. Figure eight at lope on correct lead, demonstrating simple change of lead (this is a change whereby the horse is brought back into walk or jog and restarted into a lope on the opposite lead). One figure eight demonstrates two changes of lead and is completed by closing up the last circle and stopping in the center of the eight.
7. Figure eight at lope on correct lead, demonstrating flying change of lead.
8. Change leads down center of ring, demonstrating simple change of lead.
9. Ride serpentine course, demonstrating flying change of lead at each change of direction.
10. Demonstrate sliding stop.
11. Execute 360 degree turns (spins).
12. Roll backs. *BOD 1/17/10 Effective 4/1/10*

WESTERN SEAT EQUITATION AND WESTERN HORSEMANSHIP

	GOOD	MINOR FAULTS	MAJOR FAULTS	ELIMINATION
SEAT	keeping center of balance complete contact with saddle straight back	sitting off center sway back round back losing center of balance	excessive body motion popping out of saddle	
HANDS	quiet, light hands maintaining consistent head position proper position (see EQ123)	unsteadiness incorrect position	horses's mouth gapping heavy hands constant bumping restrictions causing untrue gaits touching horse touching saddle to prevent fall	two handing reins finger between romal reins more than one finger between split reins less than 16" of rein slack between hands
LEGS	secure leg position proper weight in stirrups controlling motion weight evenly on ball of foot heels lower than toes	uneven stirrups motion in legs insufficient weight in stirrups incorrect position	excessive spurring loss of contact between legs & saddle/foot & stirrups	spurring/kicking in front of cinch
CONTROL	maintaining horse in good form at consistent gaits ability to maintain horse under adverse conditions	breaking from walk to jog breaking from jog to lope not standing in line up	breaking from jog to walk breaking from lope to jog allowing horse to back crooked missing leads failure to back blatant disobedience freeze up in spins or rollbacks before initiating stop	inclusion of maneuver not specified back or refuse where pattern is delayed
OVERALL APPEARANCE	suitable well-fitted outfit well-groomed horse clean equipment	saddle not suitable to rider's size unfitted outfit dirty boots ungroomed horse uncleaned equipment	improper appointments	illegal equipment equipment failure that delays completion of pattern
GENERAL	good attitude towards horse & judge consistency of rider's form	equipment not fitting horse failure to use corners and rail suitability of horse and rider	excessive voice commands excessive circling major delays in transitions	schooling horse off pattern fall of horse and/or rider bloody mouth horse with cut or abrasion showing clear evidence of fresh blood in mouth, nose, chin, shoulder, barrel, flank or hip area

BOD 1/17/10 Effective 4/1/10

CHAPTER EV EVENTING DIVISION

SUBCHAPTER EV-1 GENERAL RULES FOR ALL EVENTING COMPETITIONS

- EV101 Introduction.
- EV102 Membership.
- EV103 Prize Lists.
- EV104 Participation.
- EV105 Qualifications.
- EV106 Entries - Withdrawals.
- EV107 Starting Order and Timetable.
- EV108 Exercising and Warming Up.
- EV109 Inspection of Courses.
- EV110 Interruptions and Modifications.
- EV111 Abuse of Horses.
- EV112 Dangerous Riding.
- EV113 Medical Requirements.
- EV114 Dress.
- EV115 Saddlery.
- EV116 Radios and Cellular Phones.
- EV117 Disqualification.
- EV118 Inquiries, Protests and Appeals.
- EV119 Competitor Representative.
- EV120 Organizers' Rights.
- EV121 Guidance.

SUBCHAPTER EV-2 RULES FOR TESTS

- EV122 Introduction.
- EV123 Rules for Tests.
- EV124 Cross-Country Tests.
- EV125 Combined Tests.
- EV126 Starter Event Rider Tests.
- EV127 Eventing Equitation Tests.
- EV128 Young Event Horse Tests.

[EV129 AND EV130 ARE INTENTIONALLY LEFT BLANK FOR FUTURE USE]

SUBCHAPTER EV-3 RULES FOR HORSE TRIALS

- EV131 Introduction.
- EV132 Classification.
- EV133 Dressage Test.
- EV134 Dressage Rules.
- EV135 Dressage Arena.
- EV136 Dressage Scoring.
- EV137 Cross-Country Test.
- EV138 Cross-Country Rules.
- EV139 Cross-Country Courses.
- EV140 Cross-Country Obstacles.
- EV141 Cross-Country Scoring.
- EV142 Cross-Country—Definitions of Faults (Drawings, Appendix 7).
- EV143 Jumping Test.
- EV144 Arena.
- EV145 The Bell.
- EV146 Courses And Measuring.
- EV147 Course Plan.
- EV148 Flags.
- EV149 Obstacles.

- EV150 Penalties.
- EV151 Unauthorized Assistance.
- EV152 Time.
- EV153 Faults.
- EV154 Eliminations.

SUBCHAPTER EV-4 RULES FOR EVENTS (SEE ALSO APPENDIX 8)

- EV155 Three-Day Events—Introduction.
- EV156 Three-Day Events - Rules.

[EV157 - EV160 ARE INTENTIONALLY LEFT BLANK FOR FUTURE USE]

SUBCHAPTER EV-5 RULES FOR CHAMPIONSHIPS

- EV161 Horse Trials Championships.
- EV162 One Star Championships.
- EV163 Two Star Championships.
- EV164 Three Star Championships.
- EV165 Four Star Championships.

[EV166 - EV170 ARE INTENTIONALLY LEFT BLANK FOR FUTURE USE]

SUBCHAPTER EV-6 RULES FOR OFFICIALS

- EV171 Ground Jury.
- EV172 Additional Judges.
- EV173 Technical Delegate.
- EV174 Cross Country Course Advisor.
- EV175 Course Designer.
- EV176 Veterinarians.
- EV177 Additional Officials.

APPENDIX 1 - LEVELS OF HORSE TRIALS

APPENDIX 2 - SPECIFICATIONS FOR HORSE TRIALS

APPENDIX 3 - PARTICIPATION IN HORSE TRIALS

APPENDIX 4 - EVENTING—PERMITTED SADDLERY FOR DRESSAGE

APPENDIX 5 - EVENTING - DRESSAGE ARENAS

APPENDIX 6 - EVENTING - CROSS-COUNTRY OBSTACLES WITH SEVERAL ELEMENTS

APPENDIX 7 - EVENTING - DIAGRAMS OF FAULTS AT CROSS-COUNTRY OBSTACLES

APPENDIX 8 - SPECIFICATIONS FOR THREE DAY EVENTS

CHAPTER EV EVENTING DIVISION

SUBCHAPTER EV-1 GENERAL RULES FOR ALL EVENTING COMPETITIONS

EV101 Introduction.

1. GENERAL. An Eventing Competition includes one or more tests from the following branches of equitation: dressage, cross-country and jumping. The Federation and the USEA recognize three types of Eventing Competitions: Tests (Individual or Combined), Horse Trials, and *Three-Day Events*. *BOD 1/17/10 Effective 4/1/10*
2. RESPONSIBILITY. A competitor is ultimately responsible for knowing these rules and complying with them. The appointment of a steward or official, whether or not provided for in these rules, does not absolve the competitor from such responsibility.
3. CIRCUMSTANCES NOT COVERED IN THESE RULES.
 - a. For any circumstances not specifically covered in these rules, reference should be made to one of the following publications of the FEI:
 - (1) Rules for Three-Day Events
 - (2) Rules for Dressage Events
 - (3) Rules for Jumping Events
 - b. Every eventuality cannot be provided for in these rules. In any unforeseen or exceptional circumstances it is the duty of the Ground Jury to make a decision in a sporting spirit, and to approach as nearly as possible the intention of these rules.

EV102 Membership.

1. COMPETITORS. Competitors entered in Horse Trials and Events must comply with current Federation and USEA membership requirements. Competitors entered in Tests do not need to be members of the Federation or the USEA.
2. HORSES. Horses entered in Horse Trials and Events must comply with current USEA registration requirements *and must be life recorded with the Federation upon entering FEI level competitions*. Horses entered in tests do not need to be registered with the USEA. *BOD 1/17/10 Effective 4/1/10*
3. COMPETITIONS.
 - a. Organizing Committees of Horse Trials and Events must comply with current Federation and USEA competition recognition requirements. Organizing Committees of Tests do not need to comply with current Federation or the USEA competition recognition requirements.
 - b. Organizing Committees desiring to hold Eventing Competitions under the auspices of the Federation may do so by applying for membership in the Federation as an Eventing Competition (see Chapter GR3, Subchapter 3-A).
 - c. Organizing Committees desiring to hold Eventing Competitions under the auspices of the United States Eventing Association may do so by registering with the USEA, 525 Old Waterford Road N.W., Leesburg, VA 22075.

EV103 Prize Lists.

The USEA Omnibus Schedule listing constitutes the prize list for the majority of Eventing Competitions in any given year. If an event is not listed in this way, its published prize list must include the same information as provided in the Omnibus Schedule and as required by Chapter 14.

EV104 Participation.

See also EV123.1 for Tests, Appendix 3 for Horse Trials and Appendix 8 for *Three-Day Events*. *BOD 1/17/10 Effective 4/1/10*

1. COMPETITORS. Eventing Competitions are open to professional and amateur competitors. The age of the competitor must comply with the specifications of the competition. For Eventing competitions, the age of the competitor is determined by the year of birth.
2. JUNIORS. An Organizer may offer a competition for Juniors at Tests, at Horse Trials at the Beginner Novice through Preliminary Levels and at One Star Events. Competitors in Beginner Novice, Novice and Training Horse Trials shall compete as Juniors until the end of the calendar year in which they reach the age of 18. Competitors in Preliminary Horse Trials and One Star Events shall compete as Juniors from the beginning of the calendar year in

which they reach the age of 14 until the end of the calendar year in which they reach the age of 18.

3. **YOUNG RIDERS.** An Organizer may offer a competition for Young Riders at Tests, at Horse Trials at the Preliminary and Intermediate Level and at One Star and Two Star Events. Competitors shall compete as Young Riders from the beginning of the calendar year in which they reach the age of 16 until the end of the calendar year in which they reach the age of 21.

4. **HORSES.** Eventing Competitions are open to stallions, mares or geldings. The age of the horse must comply with the specifications of the competition. For Horse Trials and Events, horses may only compete once and must be ridden by the same competitor throughout.

a. As an exception to the general requirements of GR841, a horse is eligible for Eventing competitions even though it has complete loss of sight in one eye, provided sight in the other eye is normal and provided it meets the other requirements.

5. **NUMBER OF HORSES PER COMPETITOR.** The number of horses that a competitor may enter and ride is at the discretion of the Organizer.

6. **DIVISION OF ENTRIES.**

a. If the number of entries at a level warrants, it may be divided by sections or draw. If the number of entries in one level of a Horse Trial exceeds 40, it must be divided. Championships and Federation Selection Trials shall not be divided.

b. An Organizing Committee may offer a level under the conditions listed in Appendix 3.

c. An Organizing Committee may divide a level into the sections noted in Appendix 3, e.g., Junior Training, Training, etc. Further division shall then be done by draw, e.g., Junior Training A, Junior Training B, etc.

d. An Organizing Committee may offer a section that includes dressage and jumping at a higher level and cross country at the level below, e.g. Advanced Intermediate. For purposes of competition qualifications and high score awards, these competitions will be considered in accordance with the level of the cross country being run.

EV105 Qualifications.

For certain levels of competition, horses and riders must meet qualifying requirements. Those requirements are detailed in Appendix 3.

1. **ESTABLISHMENT OF QUALIFICATION.**

When a *horse and/or* rider obtains a qualifying result (QR) at a level, then *they* are “established” (qualified to compete) at *that* level. This “establishment” lasts for the remainder of the *current* calendar year and the *two* succeeding calendar years. Note: *Re-establishment as in paragraph 2 (c) below* is required when the time period has expired.

2. **EXTENSION OF ESTABLISHMENT (maintaining qualification)**

a. The “establishment” may be extended by obtaining QRs at other events of the same level within the time period stated above, each extension remaining effective for the remainder of the *current* calendar year and the succeeding calendar year.

b. If no such extension is achieved, the “establishment” at that level expires.

c. Establishment may be re-acquired by achieving 2 QRs at the next lower *height* level of competition within *any* 12 month period following loss of qualification.

3. **LOSS OF ESTABLISHMENT.** (Preliminary Level and up)

In cases cited in EV105.3, only penalties assessed during the cross-country phase of competition apply.

a. A horse that is eliminated, for *disobediences in the cross-country phase of competition, three times* within any *12* month period loses its *establishment* to compete at the higher level at which the elimination occurs.

b. A horse that falls *in the cross-country phase of* competition 2 times in any *12* month period loses its *establishment* to compete at the higher level at which a fall occurs.

c. A rider who falls *in the cross-country phase of* competition from the same horse *3* times in any *12* month period will cause the horse to lose its *establishment* to compete at the higher level at which a fall occurs.

d. Having lost *establishment*, a horse may be *re-established* by achieving 2 QRs at the next lower *height* level (*e.g., loss of establishment at the CCI2* level requires re-establishment at the Preliminary Level*) within *any* 6 month period *and no sooner than one month* following the loss of *establishment*.

e. Any combination of occurrences in .a, .b, or .c above for a total of 3 occurrences will result in loss of establishment. BOD 1/17/10 Effective 4/1/10

f. At the Advanced, Three Star and Four Star levels, riders who are subject to the provisions of this rule may petition the USEF Eventing Credentials Committee for review and redress.

EV106 Entries - Withdrawals.

See also GR909.

1. **RESPONSIBILITY.** It is the responsibility of the competitor to enter a horse at the level that corresponds to its abilities. If the competitor is a minor, a specified adult must accept this responsibility. If a competitor starts a competition for which he is not qualified, the competitor may be fined up to \$50 (Payable to the Organizing Committee), at the discretion of the Ground Jury. It is the responsibility of the competitor to know and comply with the local, state and interstate (where appropriate) health requirements for the shipment of horses.

2. ENTRY FORMS.

a. Entry forms must be complete. All entry and stabling fees must accompany the entry form.

b. Mailed entries must be postmarked either on or after the opening date for entries and mailed to the appropriate Event Secretary. On-line entries must be time stamped by the designated collection agent on or after the opening date in the time zone of the relevant competition.

c. Those entries that are incomplete, or postmarked or time stamped before the opening date, will either be returned to the competitor or placed at the bottom of the list of entries.

d. Entries involving competitors or horses not yet qualified for the level of competition, but which are otherwise complete, will be accepted as complete pending qualification.

e. Entries must be received by the closing date. Qualifications must be completed by the closing date with the exception of Three-Day Events in which qualifications must be completed 2 weeks prior to the first Dressage day of the event.

3. **OPENING DATE.** The opening date for entries for Horse Trials will be the Tuesday prior to the date that falls six weeks before the first day of the competition. It shall be eight weeks in the case of Three-Day Events. The opening date must be published in the prize list for the competition. *BOD 1/17/10 Effective 4/1/10*

4. **CLOSING DATE.** The closing date for entries will be four weeks after the opening date. This date must be published in the prize list of the competition. In the case of insufficient entries, the organizer may **accept post-entries. If this is done, the organizer may charge an additional fee for the entries made after the original date, not to exceed an amount equal to the original entry fee. Entries received after this will not be accepted.**

BOD 1/18/09 Effective 12/1/09

5. WAITING LISTS.

a. Organizers will accept all entries postmarked or time stamped on the opening date if space allows. In the event of over subscription at this stage, a draw will be made and a waiting list established.

b. Entries postmarked or time stamped after the opening date will be accepted or placed on a waiting list on a chronological basis.

c. At any time Organizers may fill any places that become available with entries from the waiting list, provided those entries were received between the opening and closing dates.

d. Entries placed on the waiting list that do not compete will have the full amount of their entry and stabling fees refunded.

6. **"HORS CONCOURS" ENTRIES.** Competitors may enter horses "hors concours" with the permission of the Organizer. They will pay the regular entry fee, will be judged in the normal manner, and will be participating in accordance with these rules, but they will not be counted in the final classification.

7. **DOUBLE ENTRIES**—Except where stated contrary in the prize list, an entry for two horses may be made for a division in which only one is to compete, with an office fee for the second horse. The horse that will not compete must be declared when the competitor receives their number.

8. **WITHDRAWALS.** Notification of withdrawal must be given directly to the Event Secretary. If the horse is withdrawn prior to 9:00 p.m. on the closing date for entries, the entry and stabling fees will be refunded, less an office fee, if applicable, not to exceed

\$25.00. If the horse is withdrawn after the closing date and time, the entry and stabling fees may be refunded at the option of the Organizing Committee. If the horse is withdrawn after the closing date, and if the Organizer has replaced the withdrawn horse with one from the waiting list, the entry fee less an office charge will be refunded. If stabling for the withdrawn horse is occupied by another horse, the stabling fee will be refunded. The refund policy must be clearly stated in the prize list for the competition.

9. **SUBSTITUTIONS.** Substitution of an eligible horse is allowed after the closing date for entries provided a complete entry form for the substituted horse is given to the Event Secretary before the horse's first Test. An eligible rider may be substituted after the closing date for reasons of illness, injury or the sale of the horse. The Event Secretary must be notified of the change before his first Test.

EV107 Starting Order and Timetable.

1. **STARTING ORDER.** If there are only individual competitions, a draw will be conducted by the Organizing Committee to determine starting order. If an individual is riding more than one horse, the Organizing Committee may adjust the starting order to allow sufficient time between rides, but maintaining the order of the horses as drawn. If there are team competitions, the Organizing Committee may use its discretion in the scheduling of teams. If a competitor rides more than one horse, the starting order of the horses will be determined by draw. If the third test of a Horse Trial is jumping in the reverse order of placing, the drawn starting order will be replaced for that test. If the same rider has two horses classified too close together, the order must be adjusted so that there will be a minimum of eight horses (if available) separating them. The lowest placed horse will move up in the order as far as possible, before the higher placed horse is dropped down. If the Organizing Committee of Tests allows entries on the day of competition, each competitor may sign up for starting times upon entering.

2. **TIMETABLE.** A timetable showing each competitor's starting times shall be prepared and distributed by 1900 hours (7:00 PM) of the day before the relevant competition. If the third test of a Horse Trial is jumping in the reverse order of placing, only the approximate start and finish times for this test need to be published. If the organizing committee of Tests allows entries on the day of competition, only the approximate start and finish times for the competitions need to be published.

EV108 Exercising and Warming Up.

1. **IDENTIFICATION NUMBERS**

By 3:00 p.m. of the day prior to the start of the entire competition, or upon arrival if later, each horse, including non-competing horses, shall be issued a number. This number must be worn at all times when the horse is being ridden or exercised. Failure to display the number shall first incur a warning. Repeated offenses shall incur a fine of \$50 (payable to the Organizing Committee) at the discretion of the Ground Jury.

2. **RESTRICTIONS ON SCHOOLING HORSES.**

a. It is forbidden, under penalty of disqualification, for anyone other than the competitor who will ride the horse in the competition to school the horse during the competition. This period of restriction begins at 3:00 pm of the day prior to the start of the entire competition.

b. A groom, while mounted, is permitted only to walk the horse or to trot it from one place to another. A groom may also work the horse in hand or on the lunge.

c. Riding close to Cross-Country obstacles, or riding in the Dressage or Jumping arenas prior to the actual competition is forbidden, unless specifically authorized by the Ground Jury, under penalty of disqualification. This restriction is specifically intended to prevent competitors from gaining an unfair advantage from schooling or showing the obstacle(s) to their horses prior to the competition.

d. The Cross-Country course will be closed to all competitors on the same date. The course closed date must be published in the prize list of the competition. The Dressage arena may not be used after it has been prepared for the competition and closed by the Organizer. The Jumping arena may not be used after it has been prepared for the competition and closed by the Organizer. The Organizer shall report any violation of this rule to the President of the Ground Jury.

3. **EXERCISE AREAS.**

- a. Areas suitable for the general exercise of horses must be made available, and must be open during the hours of daylight. The Organizing Committee must inform competitors of the areas that are available for this purpose. Horses may only be exercised in such designated areas, or in the practice areas for Dressage and Jumping.
 - b. A Dressage exercising area must be provided at a convenient distance from the competition arena. A practice dressage arena should, if possible, be placed at the disposal of the competitors.
 - c. An exercising area with jumps must be provided at a convenient distance from the start of the Cross-Country and from the Jumping arena. These areas must include at least three adjustable practice fences, including one crossed pole for trotting over, one straight fence and one spread. These obstacles must be marked with red and white flags.
 - d. The only practice fences that competitors may jump are those flagged fences provided by the Organizer. No part of the fences may ever be held by anyone while a horse is jumping. These fences may not be raised more than 10 cm (4 inches) above the maximum height permitted for the competition in progress (or about to begin), nor may the spread exceed the maximum permitted. Ground lines may be placed directly under, or up to 1.00 meter (3'3") in front of, the obstacle. They may not be placed even slightly on the landing side. The upper ends of crossed poles must always be supported by cups. If a horizontal pole is placed above crossed poles, it must be higher than the upper ends of the crossed poles. These practice fences must be jumped in the correct direction. The practice fences shall only be jumped at times laid down by the Organizing Committee. Violation of any of the above provisions relating to practice fences is forbidden, under penalty of disqualification, at the discretion of the Ground Jury.
4. **STEWARDS.** One or more stewards may be appointed by the Organizer to ensure that the rules regarding exercising and warming up are obeyed, but a steward must be present at whatever times the Organizer has laid down that practice fences may be jumped. Other practice and exercise areas may be patrolled in a random manner.

EV109 Inspection of Courses.

1. **CROSS-COUNTRY COURSE.**
 - a. Before the course has been opened to competitors, it is forbidden, under penalty of disqualification, to inspect the obstacles or the course without permission of the organizers, at the discretion of the ground jury.
 - b. The Cross-Country course will be open for inspection to all competitors at 1500 hours (3:00 p.m.) of the day before the start of the entire competition. All obstacles, flags and markers that have to be observed by competitors shall be exactly in position when the course is shown to competitors. In the case of multiple courses running on the same track, a sign will be posted at obstacle(s) to be changed, indicating such change(s). This shall include changes of flags or to the obstacle(s). Thereafter, they may not be moved or altered by competitors, under penalty of disqualification.
 - c. After the course has been shown to competitors, they are allowed to revisit the course and examine the obstacles during the hours of daylight.
2. **JUMPING COURSE.** The course for the Jumping Test will be opened to competitors not less than 30 minutes before the start of the Jumping Test, and at convenient intermissions during the Jumping Test. Competitors on foot will be admitted to the arena by the Ground Jury. An announcement must also be made over the public address system. Unless permission has been given by the Jury, it is forbidden, under penalty of disqualification, for competitors to enter the arena on foot once the Test has started.

EV110 Interruptions and Modifications.

The Ground Jury of an Eventing competition, or in its absence the Technical Delegate, must use extreme caution in allowing a competition to continue, when weather or terrain conditions are not of an acceptable standard, or are such that they place the competitors and horses in danger.

1. **INTERRUPTIONS.** The timetable may be interrupted due to dangerous conditions. If necessary, the start of any Test may be brought forward, postponed or canceled. The decision to interrupt or cancel a Test will be made by the President of the Ground Jury, after consultation with the Technical Delegate if possible. As an exception to the General Rules of

GR832, in the case of an interruption the event will be resumed as soon as possible at the point of interruption, and all scores recorded prior to the interruption will stand. Every affected competitor must receive sufficient warning before the resumption of the competition.

2. **MODIFICATIONS.** After the courses have been shown to the competitors, alterations to the course and/or the time allowed may be made only when exceptional circumstances (such as heavy rain or hot weather) make obstacles or a Test unfair or dangerous. The decision will be made by the President of the Ground Jury, after consultation with the Technical Delegate if possible. The President is authorized to make any necessary changes. In such cases, every affected competitor must be officially and personally informed of the alteration before the start of the Test concerned. Where appropriate, an official must also be stationed at the place where the alteration has been made in order to warn the competitors.

EV111 Abuse of Horses.

1. **ABUSE.** Any act or series of actions that, in the opinion of the Ground Jury or in its absence the Technical Delegate can clearly and without doubt be defined as abuse of horses shall be penalized by disqualification. Such acts include, but are not limited to:

- * Riding an exhausted horse.
- * Excessive pressing of a tired horse.
- * Excessive use of whip and/or spurs, and/or bit.
- * Riding an obviously lame horse.

2. **RAPPING.** As an exception to the General Rules of GR843, all rapping (poling) is forbidden in Eventing Competitions, and shall be penalized by disqualification.

3. **WHIP.** The use of the whip must be for a good reason, at an appropriate time, in the right place, and with appropriate severity.

a. **Reason**—the whip must only be used either as an aid to encourage the horse forward, or as a reprimand. It must never be used to vent a rider's temper. Such use is always excessive.

b. **Time**—As an aid, the only appropriate time is when a horse is reluctant to go forward under normal aids of the seat and legs. As a reprimand, the only appropriate time is immediately after a horse has been disobedient, e.g. napping or refusing. The whip should not be used after elimination. The whip should not be used after a horse has jumped the last fence on a course.

c. **Place**—As an aid to go forward, the whip may be used down the shoulder or behind the rider's leg. As a reprimand, it must only be used behind the rider's leg. It must never be used overhand, e.g. a whip in the right hand being used on the left flank. The use of a whip on a horse's head, neck, etc., is always excessive use.

d. **Severity**—As a reprimand only, a horse may be hit hard. However, it should never be hit more than three times for any one incident. If a horse is marked by the whip, e.g. the skin is broken, its use is excessive.

4. **SPURS**—Spurs must not be used to reprimand a horse. Such use is always excessive, as is any use that results in a horse's skin being broken.

5. **BIT**—The bit must never be used to reprimand a horse. Any such use is always excessive.

6. **REPORTING**—Officials must report such actions as soon as possible to the Ground Jury, supported where possible by statements from witnesses.

7. **GROUND JURY**—If such actions are reported, the Ground Jury shall decide if there is a case to be answered. If an individual member of the Ground Jury observes such actions, he is obliged to disqualify the competitor forthwith on his own authority. There is no appeal against a Ground Jury's decision in a case of abuse.

EV112 Dangerous Riding.

1. Any competitor who rides in such a way as to constitute a hazard to the safety or well-being of the competitor, horse, other competitors, their horses, spectators, or others will be penalized accordingly.

2. Any act or series of actions that in the opinion of the Ground Jury can be defined as dangerous riding shall be penalized by 25 penalties or elimination and/or the issuance of a Warning Card, at the discretion of the Ground Jury. In addition, the overall score for the horse/rider combination shall not be considered a National Qualifying Result.

3. If such actions are reported, the Ground Jury shall decide if there is a case to be answered. If an individual member of the Ground Jury observes such actions, he may eliminate or penalize the competitor forthwith on his own authority. There is no appeal against a Ground Jury decision.
4. The Ground Jury and the Technical Delegate have the authority to stop a rider on the cross country course for dangerous riding, riding an exhausted horse, excessive pressing of a tired horse, riding an obviously lame horse, excessive use of the whip and/or spurs or riding in an unsafe way.
5. The President of the Ground Jury may, in addition, designate one or several deputies (i.e. Eventing Officials up to the level for which they are licensed and not in an official function at the Event, any Level 3 or 4 USEA ICP Instructor or any rider who has represented the USA in a World Championship, Olympic Games, or Pan American Games) for the Cross Country to advise the Ground Jury regarding any action described in 1 or 4 (above). Deputies and obstacle judges will be provided with a red flag to be waved at the rider, at the direction of Ground Jury, to stop the rider if the situation continues or if the infringement of the above is deemed to be serious.

EV113 Medical Requirements.

1. ACCIDENTS INVOLVING COMPETITORS
 - a. In the event of an accident in which a competitor is apparently injured or concussed, they must be examined by designated medical personnel to determine if they may take part in another test, ride another horse or if they are capable of leaving the grounds. Refusal to be examined shall be penalized by a fine of \$100 (Payable to the Organizing Committee) at the discretion of the Ground Jury.
 - b. Competitors who fail or refuse to follow the advice of the medical personnel regarding treatment following such a fall may be subject to disqualification at the discretion of the Ground Jury.
2. MEDICAL CARDS. An approved and completed medical card is required any time while jumping. It must be enclosed in a transparent, waterproof carrier. It must be securely attached to the competitor's upper arm on the outside of the competitor's clothing. *It must include any relevant medical history, injury (particularly to the head), drug allergies and current medication. Athletes are responsible to record all injuries on the card.* Failure to wear one's own medical card shall be penalized by a fine of \$100. (Payable to the Organizing Committee) *EC 2/16/10 Effective immediately*
3. SAFETY COORDINATOR. All competitions shall furnish a Safety Coordinator, who shall be responsible for the establishment and coordination of medical services. As this shall include the transportation of injured competitors, the Safety Coordinator should not have any other duties during any cross-country or jumping tests.
4. MEDICAL PERSONNEL. Qualified medical personnel, with suitable medical equipment and with no other duties, must be present during scheduled schooling sessions over fences and during all scheduled competitions. Qualified Medical personnel is defined as a person who is currently certified or licensed in the profession and trained in pre-hospital trauma care. The minimum requirement is an EMT/Paramedic who is pre-hospital trauma trained.
5. ACCESS. The designated medical personal should have the capability of rapid deployment to any part of the arenas or courses in adverse conditions. Should this access not be available, the Ground Jury, on the advise of the Technical Delegate and the Course Designer, must consider alternatives including removal of the inaccessible portion.

EV114 Dress.

1. PROTECTIVE HEADGEAR.
 - a. At all levels of eventing competition, from beginner novice through advanced, at Federation Endorsed competitions and recognized competitions, riders must wear headgear as follows in 1b through 1f, except as may otherwise be mandated by local law (see also GR801):
 - b. Upon arrival, wearing a hard hat is compulsory for anyone riding a horse on the flat.
 - c. While jumping any obstacle all riders must wear properly fitting protective headgear which passes or surpasses ASTM (American Society for Testing and Materials)/SEI (Safety Equipment Institute) standards for equestrian use and carries the SEI tag. Harness must be secured and properly fitted.

d. It is the responsibility of the rider, or the parent or guardian or trainer of the junior exhibitor to see to it that the headgear worn complies with appropriate safety standards for protective headgear intended for equestrian use, and is properly fitted and in good condition, and the Federation, Show Committee, and Licensed Officials are not responsible for checking headgear worn for such compliance.

e. The Federation makes no representation or warranty, express or implied, about any protective headgear, and cautions riders that death or serious injury may result despite wearing such headgear as all equestrian sports involve inherent dangerous risk and as no helmet can protect against all foreseeable injuries.

f. Violation of this rule at any time, at the discretion of the Ground Jury, shall be penalized and may result in elimination.

2. PROTECTIVE VESTS.

a. A body protecting vest must be worn warming-up for and in the cross-country test. Stable, team or club colors are permitted. The Federation recommends that the vest should pass or surpass the current ASTM standard F1937 or be certified by the Safety Equipment Institute. *Inflatable vests are permitted only when worn over a body protecting vest. EC 3/15/10 Effective immediately*

b. Violation of this rule shall be penalized at the discretion of the Ground Jury, and may result in elimination.

3. WHIPS. One whip no longer than 120 cm (47.2 in) including lash may be carried when riding on the flat at any time. One whip no longer than 120 cm (47.2 in) may be carried during the Dressage Test except in USEF/USEA Championships and USEA Championship divisions. As an exception, riders competing sidesaddle may carry a whip in the dressage test at all competitions, including championships. A standard lunge whip may be used when lunging a horse. If a whip is carried in the Cross-Country and/or Jumping Test, or while jumping any obstacle before these tests, it must not be weighted at the end or exceed 75cm (30") in length. An adjustable-length whip may not be carried by a mounted rider.

EC 2/16/10 Effective immediately

4. SPURS. Spurs may be worn at any time. Spurs are required in the dressage test at the Intermediate and Advanced levels. Spurs capable of wounding a horse are forbidden. Spurs must be of smooth metal. If there is a shank it must not be longer than 3.5 cm (1 3/8 inches) and must point only towards the rear. Rowels are not permitted except as in 5(c) (below). If the shank is curved, the spurs must be worn only with the shank directed downwards. "Dummy spurs" with no shank and swan neck spurs are allowed. Metal or plastic spurs with round hard plastic or metal knobs are allowed ("Impuls" spur).

5. DRESSAGE TEST.

a. Horse Trials (Beginner Novice through Preliminary)—Hunt Cap—black or dark blue; Coat—dark color or tweed, tail coats are not permitted; Shirt—white or light color, with stock and pin, or choker, or tie; Gloves (if worn)—dark color, tan, beige or white; Jodhpurs, Breeches—light color or white; Boots—black, brown, field, jodhpur or a black or brown full grain smooth leather leg piece and matching leather boots. Chaps and/or half-chaps are not allowed.

b. Horse Trials (Intermediate and Advanced) & Three Day Events. As above except no tweed coat. When tails are worn: Top Hat—black or dark blue; Shirt—stock with pin; Gloves (required)—white or dark color; Breeches—as above; Boots—preferably black dress or a black full grain leather leg piece and matching leather boot. Chaps and half-chaps are not allowed. Members of armed and police forces, service dress with gloves, regulation headgear and spurs in accordance with EV114. Protective headgear may be worn without penalty. (See General Rules, GR801)

c. Beginner Novice - Preliminary, spurs are not compulsory. Spurs are required at Intermediate and Advanced Horse Trials, and Intermediate and Advanced Three-Day Events. Roweled spurs are permitted for the Dressage test (at all levels) and when rotating/warming-up for the Dressage test. If rowels are used, they must be free to rotate and the rowel must be round and smooth (no tines allowed). *BOD 1/17/10 Effective 4/1/10*

6. CROSS-COUNTRY TEST. Light-weight clothing is appropriate for this Test, a shirt (any color) with sleeves must be worn. Protective Headgear in accordance with paragraph 1 above. This headgear may be any color. Breeches or jodhpurs may be any color; Gloves (if

worn) may be any color; Boots—black, brown, field, jodhpur or a black or brown full grain smooth leather leg piece and matching leather boots. Chaps or half-chaps are not allowed.

7. **JUMPING TEST.** Hunting dress or uniform. Protective headgear, with chin harness, designed expressly for equestrian use in accordance with paragraph 1 above. Hat covers other than solid black or dark blue are not allowed. Coat—dark color or tweed (if Novice through prelim.) Shirt—stock with pin, choker or tie; Gloves (if worn)—dark color, tan, beige or white; Jodhpurs, Britches—light color or white; Boots—black, brown, field, jodhpur or a black or brown full grain smooth leather leg piece and matching leather boots. Chaps or half-chaps are not allowed. Member of armed and police forces, as in EV114.5.b.

8. At Eventing Tests or when all three phases of a Horse Trials are contested over one day - Protective headgear and protective vests as above. Clothing as appropriate for the test in progress (see below), or at the competitor's option - boots, britches, spurs and gloves - as applicable for the test being performed. Long or short sleeved shirt with collar and without neckwear, of a conservative color, neatly tucked into riding breeches.

9. **INSPECTION OF DRESS.** A steward should be appointed to inspect whips and spurs before any Test. He has the authority to refuse permission for any competitor to start whose whip or spurs contravene this Article. He will immediately report the circumstances to the Ground Jury, or Technical Delegate if the Ground Jury is unavailable, for confirmation. A competitor who competes with illegal whip(s) or spurs will be eliminated. A competitor who competes with incorrect items of dress may be eliminated, at the discretion of the Ground Jury.

10. **EXTREME WEATHER.** At temperatures above 85°F, a heat index above 85°, or at the discretion of the Ground Jury or the Organizer, competitors will be permitted to compete without jackets, in the dressage and/or jumping tests. In such cases, competitors must wear either a long or short sleeved shirt of conservative color without neckwear; members of the armed forces and police units may ride in their summer uniforms. In inclement weather competitors may wear a windbreaker jacket or rain coat over their clothing; their number must be visible.

EV115 Saddlery.

1. **EXERCISE AREAS.** The following restrictions begin at 3:00 p.m. of the day prior to the start of the entire competition and continue throughout the duration of the event. The following are compulsory: an English type saddle and any form of bridle, including double bridle, snaffle, gag or hackamores. Running martingales with rein stops, Irish martingales, bit guards, boots, bandages, fly shields, nose covers, and seat covers are permitted. Side reins are permitted only while lunging an unmounted horse, as are running reins and chambons. Other martingales, any form of gadget (such as a bearing, running or balancing reins, etc.) and any form of blinkers, are forbidden, under penalty of disqualification.

2. DRESSAGE TEST.

a. The following are compulsory: an English type saddle and a permitted bridle.

b. A double bridle with cavesson noseband, i.e. bridoon and curb bits with curb chain (made of metal or leather), is permitted for some tests.

(1) Cavesson noseband may never be so tightly fastened as to harm the horse.

(2) Lipstrap and rubber or leather covers for the curb chain are optional.

(3) Bridoon and curb must be made of metal or rigid plastic and may be covered with rubber (flexible rubber bridoons and/or curbs are not allowed).

(4) The lever arm of the curb bit is limited to 10 cm (length below the mouth piece).

(5) If the curb has a sliding mouthpiece, the lever arm of the curb bit below the mouthpiece must not measure more than 10 cm when the mouthpiece is in the uppermost position.

(6) The diameter of the ring of the bridoon must be such as to not hurt the horse.

c. A snaffle bit made of metal, leather, rubber or plastic material is permitted for all tests.

(1) It may have a cavesson noseband, dropped noseband, crossed noseband, or flash noseband.

(2) The noseband must be made entirely of leather or leather like material, except for a small disc of sheepskin, which may be used in the intersection of the two leather straps of a crossed noseband.

d. A breast plate may be used. For drawings of permitted bits and nosebands see Appendix 4. Permitted bits for a particular test are specified on each test.

e. Martingales, bit guards, any kind of gadgets (such as bearing, side, running or balancing reins, etc.), reins with any loops or hand attachments, any kind of boots or leg bandages and any form of blinkers, including earmuffs, earplugs, hoods, fly shields, nose covers and seat covers are, under penalty of elimination, strictly forbidden. However, under exceptional circumstances, fly shields may be permitted by the Ground Jury.

3. **CROSS-COUNTRY TEST AND JUMPING TEST.**

a. The type of saddlery is optional with the exception of any form of blinkers, which are forbidden.

b. Only unrestricted running martingales with rein stops or Irish martingales are allowed. Reins must be free of any loops or hand attachments and must be attached to the bit(s) or directly to the bridle. Exception: u-shaped bit converters may be used so that a bit designed for use with two reins may be controlled with a single rein. Gags or hackamores are allowed. In the interest of safety, the stirrup iron and stirrup leathers must hang free from the bar of the saddle and outside the flap. There must be no other restrictions or attachments of any kind.

4. **INSPECTION OF SADDLERY.**

a. A steward should be appointed to check the saddlery of each horse before it enters the arena or starts a Test.

b. In the Dressage Test, the checking of the bridle must be done with the greatest caution. When bit inspections require actual contact with the inside of the horse's mouth, the inspector must use a clean protective glove for each horse. If the competitor so requests, the bridle and bit may be checked immediately after the test has been completed. However, should the bridle or bit in such a case be found not to be permitted, the competitor shall be eliminated.

EV116 Radios and Cellular Phones.

The use of a radio or cellular phone while competing is forbidden, under penalty of disqualification. Any other use while on the competition grounds by competitors, trainers, or members of the competitor's support group, is subject to restriction by the technical delegate and the president of the ground jury.

EV117 Disqualification.

1. Disqualification means that a competitor and his horse(s) may not take further part in the Event. It is applied at the discretion of the Ground Jury.

2. Ground Jury may disqualify a competitor in the following cases when, in its opinion, the action constitutes unsportsmanlike or abusive conduct:

a. Allowing anyone other than the competitor to school his horse, EV108.2a.

b. Riding in the Dressage arena or in the Jumping arena prior to the actual competition, EV108.2c.

c. Riding close to Cross-Country obstacles prior to the actual competition, EV108.2c.

d. Jumping practice fences that are not flagged, EV108.3c and EV108.3d.

e. Jumping practice fences in the wrong direction, EV108.3d.

f. Jumping practice fences while they are being held, EV108.3d.

g. Jumping practice fences that have been raised above the height or beyond the spread allowed, EV108.3d.

h. Jumping practice fences at times other than those laid down by the Organizer, EV108.3d.

i. Inspecting the obstacles of the Cross-Country course before they are officially shown to all competitors, EV109.1a.

j. Inspecting the obstacles of the Jumping course when the arena is closed, EV109.2.

k. Entering the Jumping arena on foot after the competition has started, EV109.2.

l. Abuse of horse, EV111.

m. Exercising with improper saddlery, EV115.1.

n. Use of a radio or cellular phone while competing. EV116.

EV118 Inquiries, Protests and Appeals.

1. **INQUIRIES.** The competitor, a parent or guardian of a competitor under 18 years old, the owner of the horse, or the owner's agent, may inquire about any perceived irregularity or

mis-scoring during the course of the competition. Such inquiries may be addressed to members of the Organizing Committee, to the Ground Jury, or to the Technical Delegate.

2. **PROTESTS.** The competitor, a parent or guardian of a competitor under 18 years old, the owner of the horse, or the owner's agent authorized in writing, are entitled to lodge a protest. Protests shall be addressed to the President of the Ground Jury. They must be in writing, signed, and accompanied by a fee of \$100., made payable to the Organizing Committee, which will be refunded if protest (or subsequent appeal) is upheld. They shall be delivered to the Event Secretary.

3. **TIME LIMITS FOR PROTESTS. PROTESTS SHALL BE LODGED WITHIN THE FOLLOWING TIME LIMITS:**

a. Against the eligibility of a horse or a competitor not later than one hour before the start of the relevant competition.

b. Against the condition of the Dressage arena - not later than one hour before the start of the relevant competition.

c. Against an obstacle, the length of the course, the condition of the course, etc., of the Cross-Country Test—not later than 1800 hours (6:00 p.m.) on the day before the relevant competition.

d. Against an obstacle, the length of the course, the condition of the arena, etc., of the Jumping Test not later than 15 minutes before the start of the relevant competition.

e. Concerning irregularities or incidents during the competition, or scoring (except errors as noted below)—as soon as possible, and not later than 30 minutes after the publishing of the results of the relevant test.

f. Concerning mathematical or transcription errors—not later than 30 minutes after the publishing of the results for the entire competition.

4. **HANDLING PROTESTS.** The Ground Jury shall make a decision, after making a proper investigation and hearing all sides of the case. The President of the Ground Jury must refer any protests which he feels are beyond his discretion to the Organizing Committee. The Event Secretary shall record all protests, forward them to the Ground Jury, and record all decisions of the Jury.

5. **APPEALS.** An appeal against the ruling of the Ground Jury must be lodged within one hour of the announcement of the Ground Jury's decision. Appeals shall be addressed to the Organizing Committee. They must be in writing and signed. They shall be delivered to the Event Secretary.

6. **HANDLING APPEALS.** See also GR610. In the event of an appeal, the Organizing Committee shall designate three or more knowledgeable horsemen who do not have a conflict of interest and are familiar with the rules for Eventing to hear the appeal. The competition secretary shall record all appeals, shall forward them to the appointed committee and shall record all decisions by the Committee. The Committee shall make a decision, after making a proper investigation and hearing all sides of the case. If necessary, the Veterinarian or the Technical Delegate shall be in attendance in an advisory capacity.

7. A party to a protest or charge desiring to appeal a decision of the Appeal Committee to the Hearing Committee must file an appeal in writing with the Hearing Committee at the Federation's office within fifteen (15) days of the initial decision. The Hearing Committee will not review the findings but will determine whether the rules were properly interpreted and applied.

EV119 Competitor Representative.

At all Three-Day Events and certain Horse Trials two competitor representatives will be appointed. The designation of the Horse Trials and selection of competitor representatives will be made by the Federation Eligible Athletes High Performance Discipline Committee. The competitor representatives will be selected by the organizers of the relevant competition from among those active riders listed (who are present) at that competition. The representatives will meet with the technical delegate, president of the ground jury, veterinarian delegate, and representative of the organizing committee, to discuss aspects of the competition, voice concerns, and suggest modifications. Any suggestions or action resulting from this meeting shall be reported to the Federation by the technical delegate.

EV120 Organizers' Rights.

Organizers have the right to cancel any competition or division (see General Rules, GR310), divide any competition into divisions or sections, alter the published schedule, or

refuse any entry (see General Rules, GR914). The Organizer must state the refund policy in the prize list, in the event of cancellation before the competition has started.

EV121 Guidance.

1. **FEDERATION EVENTING COMMITTEE.**
 - a. This Committee is responsible for the guidance of the sport, including rules, championships, grading horses, scheduling, etc.
 - b. In addition to the membership requirements of EV102.3, Organizing Committees of selected competitions must have the specific approval of this Committee. This shall include approval of the date and site of the competition, the Ground Jury, the Technical Delegate, the Course Designer, the Veterinary Commission where appropriate, and the prize monies where appropriate. These selected competitions are:
 - * Championships
 - * Three-Day Events
 - * International Horse Trials
 - * Advanced Horse Trials *BOD 1/17/10 Effective 4/1/10*
2. **AREA CHAIRMEN.** These individuals are appointed by the USEA Board of Governors to serve as liaisons between the Federation Eventing Committee, organizers and competitors, in order to encourage the development of the sport. Scheduling of competitions below those mentioned above are coordinated Intra- and Inter-Area by the Area Chairmen.

SUBCHAPTER EV-2 RULES FOR TESTS

EV122 Introduction.

1. **DEFINITION.** Tests consist of one or more dressage, cross-country or jumping competitions. They are designed to introduce the discipline, and to prepare competitors and horses for Horse Trials. They provide experience for participants within an enjoyable day of competition. These competitions may include:
 - a. Cross-Country Tests
 - b. Combined Tests
 - c. Starter Event Rider Tests
 - d. Eventing Equitation Tests
 - e. Young Event Horse Tests
2. **ORGANIZATION.** Tests may be offered as separate competitions, or may be organized in conjunction with a Horse Trial or an Event. They usually take place on one day.

EV123 Rules for Tests.

1. **PARTICIPATION.** A horse may be ridden by more than one competitor. A competitor may ride more than one horse. The number of horses that a competitor may ride may be limited by the Organizer. The number of times that a horse may compete may be limited by the Organizer.
2. **LICENSED OFFICIALS.** For competitions that do not require Licensed Judges (such as Cross-Country Tests), a Federation Licensed Eventing Technical Delegate is required. In such instances, the Technical Delegate assumes the responsibility of the Ground Jury as noted in Part Six. For competitions which include dressage and jumping (such as Combined Tests, Starter Event Rider Tests, Eventing Equitation Tests or Young Event Horse Tests), a Federation Licensed Eventing Judge is required. This Judge shall act as the Ground Jury and shall perform the course evaluation functions of a technical delegate. Other judges may be Federation Licensed Judges, participants or graduates of the USEA Training Program, or knowledgeable horsemen.
3. **OTHER OFFICIALS.** A veterinarian shall be present on the grounds during any cross-country or jumping competition. Qualified medical personnel (EV113.3 and .4) must be present during all competitions.
4. **TESTS.** Flexibility is provided for the running of Tests. Tests may be judged in the normal manner, as minimum percentage classes, as clear round classes, on the honor system, purely on time or points, etc. Classification may be individual, pairs or teams. Organizing Committees are encouraged to create attractive competitions, whether they use the Tests described below or create additional Tests.

EV124 Cross-Country Tests.

Cross-Country Tests consist of distinct competitions involving various cross-country skills. The tests may include pace, taking your own line, following unknown course, top score competitions with obstacles of different values, clear round cross-country, etc. The conditions under which the Cross-Country Tests will be conducted will be printed in the prize list.

EV125 Combined Tests.

Combined Tests consist of two distinct tests during which a competitor rides the same horse throughout. The tests may include two of the following—dressage, cross-country, jumping; or may include one discipline (such as cross-country) repeated twice under different conditions. Combined Tests will be conducted under guidelines published by the USEA.

EV126 Starter Event Rider Tests.

Open to riders of any age who have never competed in a horse trial, on any horse. The test shall involve a short dressage test (30%), jumping 6 or 7 fences in an arena (30%), and galloping in the open over 3 or 4 fences (40%). The fences will not exceed 2'6". Each competitor will be judged on position, seat, and effective use of aids. The competitor must ride the same horse throughout.

EV127 Eventing Equitation Tests.

Open to riders 14 to 18 years of age, on any horse. The test shall involve a short dressage test (40%), and jumping approximately 10 cross-country-type obstacles not to exceed 3'7" (60%). The jumping may be in an arena or on a short cross-country course. Each competitor will be judged on position, seat, and effective use of aids. The competitor must ride the same horse throughout.

EV128 Young Event Horse Tests.

Open to four and five year old horses with any rider. The test shall involve a short dressage test, a jumping test that may involve cross-country obstacles of 8-12 fences up to 3'3" (4 yo) or 3'7" (5 yo) in height, and a final judging of horses shown in hand for conformation, suitability and presence. The same competitor must ride or show the horse throughout.

[EV129 AND EV130 ARE INTENTIONALLY LEFT BLANK FOR FUTURE USE]

SUBCHAPTER EV-3 RULES FOR HORSE TRIALS**EV131 Introduction.**

1. **DEFINITION.** The Horse Trial comprises three distinct tests, usually taking place on one or two days, during which a competitor rides the same horse throughout, namely:
 - a. Dressage
 - b. Cross-Country
 - c. Show Jumping
 - d. The Dressage Test must be first. The Cross-Country and Jumping Tests may follow in either order.
2. **RELATIVE INFLUENCE OF THE TESTS.** In principle, the Cross-Country Test should be the most influential of the three tests of a Horse Trial. The Dressage Test, while less influential than the Cross-Country Test, should be slightly more influential than the Jumping Test.
3. **LEVELS OF HORSE TRIALS.** The following levels of competition may be offered at a Horse Trial:
 - * Advanced
 - * Intermediate
 - * Preliminary
 - * Training
 - * Novice
 - * Beginner Novice
4. **INDIVIDUAL COMPETITION.** There will always be an individual competition. Where there is a team competition, each member of a team will automatically be considered as an individual competitor.

5. **TEAM COMPETITION.** There may be a team competition. Teams will consist of three or four competitors.

EV132 Classification.

1. **CLASSIFICATION IN THE THREE TESTS.**
 - a. In the Dressage Test, each Competitor's good marks awarded by the judges are converted into penalty points. They are recorded for inclusion in the final classification and published.
 - b. In the Cross-Country Test, each competitor's penalties for faults at obstacles are added to the penalties incurred for excess time. They are recorded for inclusion in the final classification and published.
 - c. In the Jumping Test, each competitor's penalties for faults at obstacles are added to the penalties incurred for excess time. They are recorded for inclusion in the final classification and published.
2. **INDIVIDUAL FINAL CLASSIFICATION.**
 - a. The winning individual is the competitor with the lowest total of penalty points, after adding together for each competitor the penalty points incurred in the three tests.
 - b. In the event of equality between any two or more competitors, the classification is decided by the best cross-country score, including faults at obstacles and time penalties. If there is still equality, the best will be the competitor whose cross-country time was closest to the optimum time.
3. **TEAM FINAL CLASSIFICATION.**
 - a. The winning team is that with the lowest total of penalty points, after adding together the final scores of the three highest placed competitors in the team.
 - b. In the event of equality between any two or more teams, the winning team will be that whose third placed competitor has the best score.
4. **DISQUALIFICATION OR ELIMINATION.**
 - a. The disqualification or elimination from one of the tests entails disqualification or elimination from the final classification.
 - b. The Ground Jury, in consultation with the Organizing Committee, may, if requested, permit a competitor who has been eliminated in an earlier Test to take part in the subsequent Test(s). After elimination in any previous Test, any competitor who starts a subsequent Test without such permission will be liable to disciplinary action, including a reprimand and/or a fine of up to \$100. payable to the Organizing Committee.
 - c. A competitor who withdraws or retires a horse is considered to have withdrawn or retired from the entire competition and will not be permitted to continue in subsequent tests with that horse, except with the expressed permission of the ground jury.

EV133 Dressage Test.

1. The object of Dressage is the harmonious development of the physique and ability of the horse. As a result it makes the horse calm, supple, loose and flexible, but also confident, attentive and keen, thus achieving perfect understanding with his rider.
2. These qualities are revealed by:
 - a. The freedom and regularity of the paces;
 - b. The harmony, lightness and ease of movements;
 - c. The lightness of the forehand and the engagement of the hind quarters, originating in a lively impulsion;
 - d. The acceptance of the bridle, with submissiveness throughout and without any tenseness or resistance.
3. The dressage tests to be used each year will be printed in Appendix 2. From these tests, Organizers are free to select the specific tests to be used for their competition. The test to be used must be printed in the prize list for the competition.

EV134 Dressage Rules.

1. In any circumstances not specifically covered by these rules, the "FEI Rules for Dressage Events" will apply.
2. All tests must be carried out from memory, and all movements must follow in the order laid down in the test.

3. A competitor failing to enter the arena within 45 seconds of the starting signal may be eliminated, at the discretion of the Ground Jury. The same applies to a competitor who enters the arena before the starting signal has been given.
4. A test begins with the entry at A and ends after the salute at the end of the test, as soon as the horse moves forward. Any incidents before the beginning or after the end of the test have no effect on the marks. The competitor should leave the arena in the way prescribed in the text of the test.
5. Competitors must take the reins in one hand at the salute. Gentlemen are not required to remove their hats at the salute.
6. When a movement must be carried out at a certain point of the arena, it should be done at the moment when the competitor's body is above this point.
7. The use of the voice in any way whatsoever or clicking the tongue once or repeatedly is a serious fault involving the deduction of at least two marks from those that would otherwise have been awarded for the movement where this occurred.
8. In case of marked lameness, the judge at C, after consultation with the other judge(s) if appropriate, will inform the competitor that he is eliminated. There is no appeal against this decision.
9. A horse leaving the arena completely, with all four feet, between the time of entry and the final salute, will be eliminated.
10. Any resistance that prevents the continuation of the test longer than 20 seconds will be punished by elimination.
11. When a competitor makes an "error of course" (takes the wrong turn, omits a movement, etc.) the judge at C warns him by sounding the bell. The judge shows him, if necessary, the point at which he must take up the test again and the next movement to be executed, then leaves him to continue by himself. However, in some cases when, although the competitor makes an "error of course", the sounding of the bell would unnecessarily impede the fluency of the performance (for instance if a competitor makes a transition at V instead of K), it is up to the judge at C to decide whether to sound the bell or not. However, if the bell is not sounded at an error of test in which the movement is repeated and the error occurs again, only one error is recorded.
12. When a competitor makes an "error of the test" (trots rising instead of sitting, does not take the reins in one hand at the salute, etc.), he must be penalized as for an "error of course".
13. In principle, a competitor is not allowed to repeat a movement of the test unless the judge at C decides on an error of course and sounds the bell. If the competitor has started the execution of a movement and tries to do the same movement again, the judge(s) must consider the first movement shown only and at the same time penalize for an error of course.
14. If there is more than one judge, unless all judges are in agreement on an error, the competitor receives the benefit of the doubt.
15. Any outside intervention by voice, signs, etc., is considered unauthorized assistance. A competitor receiving unauthorized assistance will be eliminated, at the discretion of the Ground Jury.
16. When there are two or more judges, one horse and rider, taking no part in the competition, will perform the prescribed ride in order that the judges may confer before the competition begins.
17. The judge at C may stop a test and/or allow a competitor to restart a test from the beginning or from any appropriate point in the test if, at his discretion, some unusual circumstance has occurred to interrupt a test.
18. No judge should be required to officiate longer than 8 hours in one day, and should not be required to be on the show grounds longer than 10 hours. Judges should be given at least a 45 minute lunch break and at least a 10 minute break every 2 hours.

EV135 Dressage Arena.

1. The arena must be 60 meters long and 20 meters wide (Standard Arena) or 40 meters long and 20 meters wide (Small Arena), depending on the specifications for the test to be used. The measurements are for the interior of the enclosure. The arena should be separated from the public by a distance of not less than 15 meters. The enclosure itself should consist of a low fence, about 30 cm (12 inches) high. It is recommended that the entrance at A be a minimum of 2 meters and a maximum of 4 meters wide. The part of the fence at A

should be easy to remove, to allow access, or may be left open. The fence should be such to prevent the horse's hooves from entering.

2. The letters should be placed outside the enclosure, about 50 cm (20 inches) from the fence. The letter A should be a sufficient distance from the entrance to allow unobstructed entry. It is desirable to place a special marker on the fence itself, level with and in addition to the letter concerned.

3. The center line and the points along the center line, if described in the test to be used, should be clearly marked, without being of a nature to frighten the horses. On that account, it is recommended: to mow the center line shorter on a grass arena, or to roll or rake the center line on a sand arena. The points D, L, X, I and G, should be similarly mowed, rolled or raked, about 2 meters (6'6") straight across the center line.

4. If there is only one judge, he is placed 5 meters (16 feet) from the end of the arena opposite the letter C. When two judges are used, one (the President) is placed at C and the other is placed 5 meters from the side of the arena, opposite the letter E or B. When three judges are used, one (the President) is placed at C, another (M or H) is placed at the end of the arena on a line with the judge at C, to his left or right, 2.5 meters in from the long side of the arena, and the third judge is placed 5 meters from the side of the arena, opposite either E or B. A separate enclosure (tent, trailer) should be provided for each judge and it should be raised at least 0.5 meters (20 inches) above the ground to give the judge a good view of the arena.

5. For diagrams of Standard and Small Arenas. See Appendix 5.

EV136 Dressage Scoring.

1. MARKING.

a. Judges will award good marks from 0-10 for each movement and for each collective mark.

b. Errors of Course or Test will be penalized as follows:

(1) 1st Time by 2 points

(2) 2nd Time by 4 points

(3) 3rd Time by Elimination

c. In the case of a fall of a horse and/or competitor, the competitor will not be eliminated. He will be penalized by the effect of the fall on the execution of the movement concerned and in the collective marks.

d. After elimination, a competitor may continue his performance to the end. The marks will be awarded in the ordinary way.

2. ADDITIONAL REASONS FOR ELIMINATION.

a. Elimination is left to the discretion of the Ground Jury in the following cases:

(1) Failing to enter the arena within 45 seconds of the starting signal, EV134.3.

(2) Entering the arena before the starting signal has been given, EV134.3.

(3) Receiving unauthorized assistance, EV134.15.

(4) Performing the test in incorrect dress, EV114.

b. Elimination must be applied in the following cases:

(1) Performing a test with improper saddlery, EV115.3, or with an illegal whip, EV114.3, or with illegal spurs, EV114.4.

(2) Marked lameness, EV134.8.

(3) Leaving the arena between the time of the entry and the final salute, EV134.9.

(4) Resistance, EV134.10.

3. CALCULATION OF SCORES.

a. The good marks from 0-10 awarded by each judge to a competitor for each numbered movement of the dressage test together with the collective marks are added together, deducting any error of course or test.

b. For each judge the percentage of maximum possible good marks obtainable is then calculated by dividing the total good marks received (minus any error of course or test) by the maximum possible good marks obtainable and then multiplying by 100 and rounding the result to two decimal digits. This value is shown as the individual mark for that judge.

c. If there is more than one judge, the average percentage for the competitor is obtained by adding together the percentage for each judge and dividing by the number of judges, always rounding the result to two decimal digits.

d. In order to convert percentage into penalty points, the percentage if there is only one judge or the average percentage if there is more than one judge must be subtracted

from 100. The result, rounded to one decimal digit, is the score in penalty points for the test.

EV137 Cross-Country Test.

1. This test is to prove the speed, endurance and jumping ability of the true cross-country horse when it is well trained and conditioned. At the same time it demonstrates the competitor's knowledge of pace and the use of his horse across country.
2. It consists of a cross-country course with obstacles, normally carried out at the gallop.

EV138 Cross-Country Rules.

1. **STARTING:**
 - a. Competitors at the start must be under the control of a starter. The horse does not have to stand absolutely immobile, but the competitor must not get any advantage from a flying start. Each competitor should be given reasonable warning before the time he is due to start, but it is the competitor's responsibility to ensure that he starts at the correct time.
 - b. In order to simplify the task of the starter, an enclosure approximately 5 X 5 meters (16 X 16 feet) will be built at the start with an open front through which horses will start and a gap in one or both sides through which horses may enter. Each competitor must start from within the enclosure and is at liberty to move around and through the enclosure as he pleases. An attendant may lead the horse into the enclosure, and may hold the horse until the signal to start is given. From that instant, the competitor is considered to be on course and no further assistance may be given (see EV138.8).
 - c. If a competitor starts early, his time will be recorded from the moment he crossed the start line and five seconds will be added as penalty. In the event of a false start in conjunction with speed faults, five seconds will be subtracted as a penalty.
 - d. If a competitor is not ready to start at his correct time, he may be allowed, at the discretion of the starter, to start when he is ready, subject to the following conditions:
 - (1) A late competitor will not be permitted to start if there is any risk of interfering with the subsequent competitor.
 - (2) His starting time will be recorded as if he had started at the correct time.
2. **TIME.**
 - a. **Optimum Time**—The distance divided by the designated speed gives the optimum time. Completing the course in less than the optimum time results in zero time penalties. A competitor exceeding the optimum time will be penalized in accordance with EV141.2.a. Time is counted in whole seconds, parts of a second counting as the next whole second (e.g. 30.25 seconds is recorded as 31 seconds.)
 - b. **Speed Fault Time**—For the Beginner Novice, Novice and Training Levels, the distance divided by the speed fault speed gives the speed fault time. Completing the course in less than the optimum time is not penalized up to the speed fault time. Completing the course in less than the speed fault time will be penalized in accordance with EV141.2.b. Time is counted in whole seconds, parts of a second counting as the next whole second (e.g. 30.25 seconds is recorded as 31 seconds.)
 - c. **Time Limit**—The time limit is twice the optimum time. A competitor exceeding the time limit will be eliminated.
 - d. **Timing - Time** is counted from the instant the starter gives the signal until the instant when the mounted horse reaches the finishing line. Time is counted in whole seconds, parts of a second counting as the next whole second (e.g. 30.25 seconds is recorded as 31 seconds). When an electronic timer is used for the start, the starter must cut the beam with his hand.
3. **ERRORS OF COURSE.** All compulsory passages and all obstacles, including all elements and/or options, must be passed or jumped in order, under penalty of elimination. All red and white flags must be respected wherever they occur on the course, under penalty of elimination, except as provided for in EV142.5. Retaking an obstacle already jumped is forbidden, under penalty of elimination, except as provided for in EV142.5.
4. **PACE AND DISMOUNTING.** Between the start and finish, competitors are free to choose their own pace. They must be mounted to pass all red and white boundary flags. Dismounting as a result of attempting an obstacle, whether voluntary or not, is penalized in accordance with EV141.1.b. Elsewhere on the course, competitors may dismount without incurring a fault, other than possible penalties for exceeding the optimum time.

5. OVERTAKING.
 - a. Any competitor who is about to be overtaken by a following competitor must quickly clear the way. Any competitor overtaking another competitor must do so only at a safe and suitable place.
 - b. When the leading competitor is before an obstacle and about to be overtaken, he must follow the directions of the officials. When the leading competitor is committed to jumping an obstacle, the following competitor may jump that obstacle only in such a way that will cause no inconvenience or danger for either.
 - c. The penalty for willful obstruction of an overtaking competitor, failure to follow the instructions of the officials, or causing danger to another competitor is elimination at the discretion of the Ground Jury.
6. COMPETITORS IN DIFFICULTY. If, in attempting to negotiate an obstacle, a horse should be trapped in such a way it is unable to proceed without assistance, the horse shall be retired from competition and the score posted as a mandatory retirement.
7. STOPPING COMPETITORS.
 - a. If any part of an obstacle is obstructed by a competitor in difficulty, if any obstacle has been dismantled to release a fallen horse, if an obstacle has been broken and has not yet been rebuilt, or in any similar circumstances, subsequent competitors must be halted.
 - b. In such a case, an official should be posted in the path of the oncoming competitor. He shall wave a red flag, which indicates that the competitor must stop. Failure to stop is penalized by elimination at the discretion of the Ground Jury.
 - c. Competitors may be stopped at obstacles or at stopping points on the course.
 - d. The official will stop competitors only upon the instructions of the control center, or during a rapidly developing emergency at his own obstacle.
 - e. The time during which the competitor was stopped, from the moment he passed the stopping point until he re-passed the same point after being given the order to restart, will be recorded. It will be deducted from the total time taken by the competitor to complete the course. It is clearly intended that the time shall be taken as the competitor gallops past the stopping point, not after he halts nor after a start from the halt.
8. UNAUTHORIZED ASSISTANCE.
 - a. Any intervention by a third party, whether solicited or not, with the object of facilitating the task of the competitor or of helping his horse, is considered unauthorized assistance and the competitor is liable to be eliminated.
 - b. In particular, the following are forbidden:
 - (1) Intentionally to join another competitor and to continue the course in company with him;
 - (2) To be followed, preceded or accompanied, on any part of the course by any vehicle, bicycle, pedestrian, or horseman not in the competition;
 - (3) To post friends at certain points to call directions or make signals in passing;
 - (4) To have someone at an obstacle to encourage the horse by any means whatsoever;
 - (5) To tamper with the obstacles or any part of the course, including, for instance, flags, indicators, markers, notices, ropes, trees, branches, wire or fences, whether temporary or permanent.
 - c. Officials or spectators who draw the attention of a competitor to a deviation from the course are giving unauthorized assistance which may result in the elimination of the competitor.
 - d. Each case of unauthorized assistance will be decided by the Ground Jury.
9. AUTHORIZED ASSISTANCE.
 - a. Headgear or spectacles may be handed to a competitor at any time.
 - b. A competitor may receive clarification of jumping penalties from an obstacle judge, e.g. after jumping a flag at a corner, the judge may clarify whether it was a run-out or not.
10. AFTER ELIMINATION. A competitor eliminated or retired for any reason must leave the course at once and has no right to continue. If he does not stop at once and it can be established beyond a reasonable doubt that he should be eliminated or retired, he should be stopped as soon as possible and reported to the ground jury. A competitor must walk his horse off the course either mounted or dismounted. Violators shall be warned or fined up to \$100. (payable to the Organizing Committee), at the discretion of the Ground Jury.

EV139 Cross-Country Courses.

1. MARKING OF THE COURSE.
 - a. Red or White Boundary Flags—These shall be used to mark the starting and finishing lines, to mark compulsory passages, and to define obstacles. They are placed in such a way that a competitor must leave a red flag on his right and a white flag on his left.
 - (1) In cases where courses for two or more levels of competition are marked at the same time, only those flags which form part of the course for the relevant competition are to be considered to be in effect at any one time.
 - b. Yellow Directional Markers - These shall be used to show the general direction to be taken and to help competitors find their way. Where necessary, they shall be superimposed with the first letter or color of the level. Passing close to them is not obligatory.
 - c. Numbers and Letters - Each obstacle shall be numbered. Obstacles with elements or options (see EV140.2) shall in addition be lettered (A, B, C, etc.). Each compulsory passage shall be marked with the first letter of the level and numbered consecutively.
 - (1) Numbers and letters shall be painted as follows: Advanced—white on a blue background, Intermediate—white on a red background, Preliminary—white on a green background, Training—white on a black background, Novice—black on a white background, Beginner Novice—black on a yellow background or as designated by the organizer and printed on the course map.
 - d. Start and Finish Signs—In addition to the red and white boundary flags, the starting and finishing lines shall also be marked by distinct signs.
 - e. Stopping Points—These shall be marked by a peg painted in a vivid color, surveyor's flags, or by a sign.
2. DISTANCES AND SPEEDS. The distances and the speeds demanded are determined by the intended difficulty of the whole Test. Within the limits shown in Appendix 2, Course Designers may choose the distances and speeds most suitable to the terrain and to the quality and standard of preparation of the competitors. **The number of jumping efforts shall not exceed 1 per every 100m commenced. BOD 1/18/09 Effective 12/1/09**
3. FINISHING LINES. The last obstacle on course shall be not less than 25 meters nor more than 75 meters from the finishing line.
4. PLAN OF THE COURSE.
 - a. Each competitor will be given in advance a plan showing the track of the course. The plan must be available by at least 3:00 p.m. of the day before the entire competition, but may be available sooner at the Organizing Committee's discretion.
 - b. The plan must include the following: the position of the start and finish lines, the numbered compulsory passages, the numbered obstacles, the distance, the optimum time, the time limit.
5. SPECTATORS. Steps must be taken to ensure that no spectator or official shall be in such a position as to obstruct a competitor.

EV140 Cross-Country Obstacles.

1. DEFINITION.
 - a. An obstacle is considered as such if and only if its extremities are marked with a red and white flag or flags and it is numbered.
 - b. All significant jumping efforts that the average horse may be expected to attempt to negotiate must be defined as an obstacle or element and flagged, numbered and/or lettered accordingly.
2. OBSTACLES WITH ELEMENTS OR OPTIONS
 - a. Obstacles Composed of Several Elements. (See also Appendix 6)
 - (1) If two or more jumping efforts, sited closely together, are designed as one integral test, they will be designated as "elements" of a single numbered obstacle. Each element will be marked with a different letter (A, B, C, etc.) and must be negotiated in the correct order.
 - (2) Where two or more jumping efforts are sited so closely together that after a refusal, run out or fall, it would be unreasonably difficult to attempt to negotiate the second or subsequent effort without retaking one or more earlier efforts, these jumping efforts must be designated as one numbered obstacle and lettered accordingly.
 - b. Obstacle with Options or Alternatives.

Where an obstacle may be jumped in one effort but has options involving two or more efforts, each of these options must be lettered as an element.

c. Alternative obstacles or elements may be flagged separately and must be identified by the same number/letter as on the direct route. In this case, both sets of flags must be marked with a black line. Such "black flag" alternatives are to be judged as separate obstacles or elements, only one of which has to be jumped. A competitor is permitted to change without penalty from one black flagged line to another (e.g. jumping 6a left hand route then 6b right hand route) provided he has not presented his horse at the next element of the original line. (See diagrams App. 7). *EC 2/16/10 Effective immediately*

3. NATURE OF OBSTACLES.

a. The obstacles must be fixed and imposing in shape and appearance. When natural obstacles are used, they should, if necessary, be reinforced so that they remain in the same state throughout the test. All reasonable precautions must be taken to prevent the possibility of a competitor being able to pass mounted under an obstacle. Portable fences must be secured to the ground in a way that the fence cannot move.

b. The cross-country obstacles at which a horse, in falling, is likely to be trapped or to injure itself, must be built in such a way that part of the obstacle can be quickly dismantled and can be quickly rebuilt exactly as before. Such a construction must not in any way detract from the solidity of the obstacle.

c. Bullfinches must be constructed in such a way that the average horse will be encouraged to jump through it.

d. The use of motorized vehicles as the jumpable portion of an obstacle is forbidden.

4. WATER CROSSINGS.

a. In all water crossings, the bottom should be firm and consistent. The maximum depth of the water shall not exceed 35 cm (14").

b. Water at the Beginner Novice Level shall be a straightforward water crossing without obstacles. It shall be flagged at the entrance. The minimum width of water shall be 5.0 meters (16'5"). If it is necessary to revett the banks, the revetting shall not exceed 50 cm. (1'8").

c. In all water crossings involving obstacles, the minimum distance between obstacles shall be 9 meters (29'3"). In all water-to-water obstacles, there shall be a minimum of 6 meters (19'6") of water before the obstacle.

5. NUMBER OF JUMPING EFFORTS:

a. Within the limits shown in Appendix 2, the total number of jumping efforts shall be related to the length of the course.

b. To arrive at the number of jumping efforts, the efforts on the route expected to be taken by the average horse shall be totaled.

6. DIMENSIONS.

a. Within the limits shown in Appendix 2, the dimensions of obstacles should be related to the quality and standard of preparation of the competitors.

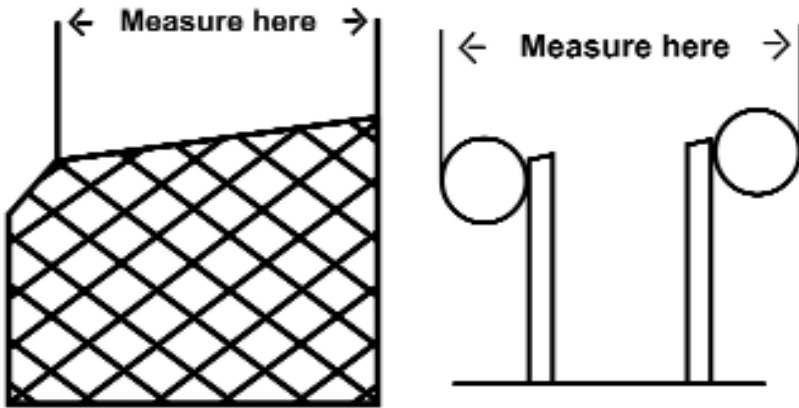
b. The fixed and solid part of an obstacle may not exceed the specified height at any of the points at which a competitor might reasonably attempt to negotiate the obstacle.

c. At obstacles with spread only (dry or water filled ditch), a guard rail or hedge in front that facilitates jumping is permitted. It may not exceed 50 cm (20 inches) in height. It must be included in the measurement of the spread.

d. Any roof, or other fixed and solid barrier over an obstacle, must not be less than 3.36 meters (11 feet) above the ground.

7. MEASUREMENTS.

a. The height of an obstacle is measured from the point where the average horse would take off. The spread of an *open* obstacle (e.g. *Oxer or Ditch*) is measured from the outside of the rails or other material making up the obstacle. *The spread of a closed obstacle with a solid top (e.g. Tables) is measured from the highest point to the highest point.*



Measurement of tables and closed spreads Measurement of open spreads

EC 2/16/10 Effective immediately

- b. When the height of an obstacle cannot be clearly defined (natural hedge or brush fence), the height is measured to the fixed and solid part of the obstacle through which a horse cannot pass with impunity.
 - c. The drop on the landing side of an obstacle is measured from the highest part of the obstacle to the spot where the average horse would land.
8. **Obstacles for which approved frangible technology is appropriate shall be constructed using this technology, or shall be retrofitted using this technology.** Information on the appropriate applications of Frangible Technology in cross-country fence construction is available in the USEA Cross-Country Obstacle Design Guidelines. Frangible Technology may be installed only by or under the supervision of Course Designers/course builders who have attended a USEA Seminar on Frangible fence construction. *EC 9/21/09 Effective 12/1/09*

EV141 Cross-Country Scoring.

1. FAULTS AT OBSTACLES:
 - a. Disobediences -

(1) First refusal, run-out or circle	20 penalties
(2) Second refusal, run-out or circle at the same obstacle	40 penalties
(3) Third refusal, run-out or circle at the same obstacle	Elimination
(4) Fourth penalized disobedience on the entire course	Elimination
 - b. Falls -

(1) First fall of competitor	Elimination
(2) First fall of horse	Mandatory retirement
 - c. Willful Delay - (Beginner Novice, Novice and Training Levels)

(1) Between the last fence and the finish line	20 penalties
--	--------------
2. TIME AND SPEED FAULTS:
 - a. Time Faults-

(1) Exceeding optimum time	0.4 penalty point per sec.
(2) Exceeding time limit	Elimination
 - b. Speed Faults - (Beginner Novice, Novice and Training Levels)

(1) For each second under Speed Fault Time	0.4 penalty points
--	--------------------
3. ADDITIONAL REASONS FOR ELIMINATION :
 - a. Elimination is left to the discretion of the Ground Jury in the following cases:
 - (1) Jumping or attempting to jump any obstacle without headgear, or with an unfastened retention harness, EV114.1.
 - (2) Willful obstruction of an overtaking competitor, or failure to follow the instructions of the officials while being overtaken, EV138.5c
 - (3) Causing danger to another competitor while overtaking that competitor, EV138.5c.

- (4) Failure to stop when signaled, EV138.7b.
- (5) Unauthorized assistance, EV138.8a.
- b. Elimination must be applied in the following cases:
 - (1) Competing with improper saddlery, EV115.3.
 - (2) Error of course not rectified, EV138.3.
 - (3) Omission of obstacle or compulsory passage, EV138.3.
 - (4) Jumping an obstacle or passing through a compulsory passage in the wrong order, EV138.3.
 - (5) Jumping an obstacle in the wrong direction, except when EV142.5 applies.
 - (6) Retaking an obstacle already jumped, except when EV142.5 applies.

EV142 Cross-Country—Definitions of Faults (Drawings, Appendix 7).

1. GENERAL. Faults (refusals, run-outs, circles and falls) will be penalized unless in the opinion of the responsible judge, they are clearly not connected with the negotiation or attempted negotiation of a numbered obstacle or element for the relevant competition in progress. The negotiation or attempted negotiation of an obstacle commences with the presentation of the horse to the obstacle.

2. DISOBEDIENCES (REFUSALS and RUN-OUTS)

a. Refusals.

- (1) At obstacles or elements with height (exceeding 30 cm), a horse is considered to have refused if it stops in front of the obstacle to be jumped.
- (2) At all other obstacles (i.e., 30 cm or less in height) a stop followed immediately by a standing jump is not penalized, but if the halt is sustained or in any way prolonged, this constitutes a refusal. The horse may step sideways but if it steps back, even with one foot, this is a refusal.
- (3) After a refusal, if a competitor redoubles or changes his efforts without success, or if the horse is represented at the obstacle after stepping back and stops or backs again, this is a second refusal, and so on.

b. Runouts. A horse is considered to be disobedient if it runs-out, avoids the obstacle or element to be jumped in such a way that it has to be represented. A rider is permitted to change his mind as to where he jumps an obstacle or element at any time without penalty for a run-out, including as a result of a mistake at a previous obstacle or element.

c. At an obstacle composed of several elements (A B obstacle), a horse may be disobedient and refuse or run-out only twice in all without incurring elimination.

3. CIRCLES.

a. At an obstacle composed of several elements (A, B, C, etc.) a horse will be penalized if it passes around any element or circles between elements at any time between first being presented at the obstacle and finally completing the last element. See diagrams App. 7. Also, see EV140.2.c for possible exceptions at black-flagged alternatives.

b. After being penalized for a refusal, run-out *or* circle, a competitor is permitted to cross his original track without penalty in order to make another attempt and may also circle one or more times without penalty, until he again presents his horse at the obstacle.

c. At separately numbered obstacles, a competitor may circle between or around them without penalty provided he has not represented his horse at the second or subsequent obstacles.

4. FALLS.

a. A competitor is considered to have fallen when he is separated from his horse in such a way as to necessitate remounting or vaulting into the saddle.

b. A horse is considered to have fallen when at the same time both its shoulder and quarters have touched either the ground or the obstacle and the ground.

c. A fall will always be penalized when it occurs between the elements of an obstacle composed of several elements (A B C).

5. ADDITIONAL ATTEMPTS AT OBSTACLES COMPOSED OF SEVERAL ELEMENTS

If after a disobedience at an obstacle composed of several elements a competitor wishes to retake any element already jumped in order to complete negotiation of the obstacle, he may do so. However, he is liable to be penalized for any additional fault even if it is at an element previously jumped successfully. If after a disobedience a competitor wishes to pass through flags in the wrong direction in order to retake an element, he may do so without penalty.

6. **WILLFUL DELAY.** A competitor is considered to have willfully delayed his finish if, between the last fence and the finish line, the horse halts, walks, circles, or serpentes. The competitor will be penalized at the discretion of the Ground Jury.

7. **INSTRUCTIONS TO OFFICIALS.** Where there is any doubt as to the correct interpretation of the rules of judging any obstacle, the Technical Delegate, on the advice of the Ground Jury, shall approve the instruction to the judges and provide a rough sketch if necessary. And all competitors shall be informed of any such instructions at the briefing, or as soon as possible if later.

EV143 Jumping Test.

1. The "F.E.I. Rules for Jumping Events" apply for Eventing Jumping except where otherwise provided in these rules.
2. This test is similar to an ordinary show jumping competition, but without any attempt to find a 'winner' of this test on its own. Its main objective is to prove that, the horse and rider are well trained in the specialist discipline of show jumping.
3. The nature of the course, its length, the speed demanded and the dimensions of the obstacles depend on the degree of difficulty of the whole competition.

EV144 Arena.

1. The arena must be enclosed. While a horse is in the arena during a competition, all entrances and exits must be physically closed.
2. Where the arena size is less than 5000 square meters (approximately 90m x 55m [300ft x 180ft]) the maximum speed to be used for any division shall be 350 meters/min. In arenas of less than 2300 square meters (approximately 75m x 30m [250ft x 100ft]) the maximum speed to be used shall be 325 meters/minimum.

EV145 The Bell.

1. The bell (or other sound) is used to communicate with the competitors. One of the members of the Ground Jury or the additional judge is in charge of the bell and responsible for its use. The bell is used:
 - a. To give permission to the competitors to enter the arena when the course is ready for their inspection and to signal that the inspection time is over;
 - b. To give the signal to start and to activate a 45 seconds countdown. The 45 seconds countdown sets the time that the competitor can spare before commencing his round. The Ground Jury has the right to interrupt the 45-second countdown if unforeseen circumstances occur. Disobediences, falls, etc., occurring between the signal to start and the moment the competitor crosses the starting line in the correct direction, are not penalized. After the bell has rung, crossing the starting line in the correct direction for a second time before jumping the first obstacle is counted as disobedience.
 - c. To stop a competitor for any reason or following an unforeseen incident and to signal to him to continue his round after an interruption (EV152.9.1);
 - d. to indicate to him that an obstacle knocked down, following a disobedience, has been replaced (EV152.9.1);
 - e. To indicate by prolonged and repeated ringing that the competitor has been eliminated.
2. If the competitor does not obey the signal to stop, he may be eliminated at the discretion of the Ground Jury (EV154.3d) except where specifically provided for under EV152.9
3. If, after an interruption, the competitor restarts and jumps or attempts to jump without waiting for the bell to ring, he will be eliminated (EV154.3.13).

EV146 Courses And Measuring.

- 1 Within the limits shown in Appendix 2, the Course Designer is free to plan a track suitable to the level of the competition. It is permissible, with the approval of the Technical Delegate and Ground Jury, to add up to 10% of the maximum permitted distance.
2. The Technical Delegate and/or the Ground Jury must walk the course to inspect the obstacles before the start of the competition. The course is the track, which the mounted competitor must follow when competing from passing the start in the correct direction up to the finish. The length must be measured accurately to the nearest meter taking into account, particularly on the turns, the normal line to be followed by the horse. This normal line must pass through the middle of the obstacle.

3. The starting and finishing lines may not be more than 15 m nor less than 6 m from the first and last obstacle. These two lines must each be marked with an entirely red flag on the right and an entirely white flag on the left.
4. The round starts when the competitor crosses for the first time in the correct direction the starting line after the bell has been rung. The time awarded to the competitor starts running either upon crossing the starting line or upon expiration of the 45th second of the countdown mentioned in EV145.1b, whichever occurs first.

EV147 Course Plan.

1. A plan showing accurately all the details of the course must be posted as close as possible to the entrance of the arena, at least half an hour before the beginning of each competition. An identical copy must be given to the Ground Jury.
2. The obstacles are numbered consecutively in the order in which they must be jumped.
3. Combination obstacles carry only a single number. This number may be repeated at each element for the benefit of the Ground Jury and competitors. In this case, distinguishing letters will be added (for example: 8A, 8B, 8C etc).
4. The plan must indicate the following:
 - a. The position of the starting and finishing lines.
 - b. The relative position, type (spread or vertical obstacle, triple bar) numbering and lettering of obstacles.
 - c. The track to be followed by competitors marked by a series of arrows showing the direction in which each obstacle must be jumped.
 - d. The time allowed and time limit.
 - e. All decisions and/or modifications made by the Ground Jury in regard to the course.

EV148 Flags.

1. Completely red flags and completely white flags must be used to mark the following details of the course:
 - a. The starting line.
 - b. The limits of the obstacles; the flags may be attached to any part of the wings of the obstacles. They may also stand independently. One red flag and one white flag must be placed at vertical obstacles and at least two red and two white flags to define the limits of spread obstacles. They must also be used to mark the limits of the obstacles provided in the schooling (warm-up) areas.
 - c. The finishing line.
2. At the obstacles, the starting and finishing lines, the competitor must pass between the flags (red on his right and white on his left).
3. Knocking down a flag anywhere in the arena does not incur a penalty. If a flag marking the limits of an obstacle or the finishing line has been knocked down following a disobedience / resistance, (without passing these lines) or as a result of unforeseen circumstances, the flag will not be replaced immediately; the competitor must continue his round and the obstacle will be judged as if the flag was in its original place. The flag must be replaced before the next competitor will be given the signal to start.

EV149 Obstacles.

1. The obstacles must be inviting in their overall shape and appearance, varied and match their surroundings. Both the obstacles themselves and their constituent parts must be such that they can be knocked down, while not being so light that they fall at the slightest touch or so heavy that they may cause horses to fall or be injured.
2. The obstacles must not be unsporting and they must not cause an unpleasant surprise.
3. The obstacles should have a balance of vertical and spread obstacles. Closed combinations are not permitted. A water jump is not permitted, but a liverpool no wider than 1.8m (6ft.) with rails over the water is allowed.
4. Poles and other parts of the obstacles are held up by supports (cups). The pole must be able to roll on its support; in this case the support for the top poles should have an ideal depth of 25 mm (1"), in any case the minimum depth is to be 20 mm ($\frac{3}{4}$ ") or a maximum depth of 30mm (1 $\frac{1}{4}$ "). For planks, balustrades, barriers, gates, etc. the supports must be more open or even flat, with a maximum depth of 13 mm ($\frac{1}{2}$ ").
5. The minimum length of the jumping element of an obstacle is 1.8 m (6ft).
6. Within the limits shown in Appendix 2, at least one third of the obstacles shall be of maximum height, except for Beginner Novice and Novice Levels where there is no minimum

requirements. The top spread of an oxer may be no more than 25cm (10") wider than the height of the obstacle. The base width of an oxer, or triple bar, may be no more than 50cm (20") wider than the height of the obstacle,

7. However, if it should happen that a maximum dimension has been marginally exceeded as a result of the material used for construction and/or by the position of the obstacle on the ground, the maximum dimensions laid down will not be considered as having been exceeded, but the permitted tolerance is 50 mm (2") maximum in height and 100 mm (4") in width.

8. Vertical Obstacle

a. An obstacle whatever its construction can only be called vertical when all the parts of which it is composed are positioned in the same vertical plane on the take-off side. If a wall projects forward of this vertical plane, the Jury has to decide before the start of the competition if this is faultable. A take off box may be deemed by the Jury as decoration and not faultable. The same applies to the front element of a spread obstacle.

9. Spread obstacle

a. A spread obstacle (oxer or triple bar) is an obstacle, which is built in such a manner that it requires an effort both in spread and in height. Only one pole may be used on the back of any spread obstacle. F.E.I. approved safety cups must be used as support for the back pole of all spread obstacles and in case of a triple-bar to support all centre and back poles of the obstacle.

10. Combinations

a. Double or treble combinations mean a group of two or more obstacles, with distances between the elements of 7 m (23ft) minimum and 12 m (39ft 5") maximum which require two or more successive efforts. The distance is measured from the base of the obstacle on the landing side to the base of the next obstacle on the take-off side.

b. In combinations, each element of the group must be jumped separately and consecutively, without circling around any element. Faults committed at any element of a combination are penalized separately.

c. When there is a refusal, run-out, the competitor must retake all the elements.

d. Penalties for faults made at each element and during different attempts, are counted separately and added together.

e. In a combination obstacle a triple bar may only be used as the first element.

11. Alternative Obstacles

a. Alternative obstacles are permitted. These jumps are to be marked on the course plan with the same number and the word 'Alternative'. The competitor has the choice of jumping either one of the obstacles.

b. If there is a refusal or run-out without a knock-down or displacing of the obstacle, at the next attempt the competitor is not obliged to jump the obstacle at which the refusal or run-out occurred. He may jump the obstacle of his choice.

c. If there is a refusal or run-out with a knock-down or displacing of the obstacle, he may only restart his round when the obstacle knocked down or displaced has been replaced and when the Ground Jury gives him the signal to start. He may then jump the obstacle of his choice.

d. Red and white flags must be placed at each of the elements of these alternative obstacles.

EV150 Penalties.

1. During a round, penalties are incurred for:

a. Knocking down an obstacle (EV150.2)

b. A disobedience (EV150.4);

c. A deviation from the course (EV150.5);

d. A fall of a horse and/or competitor (EV150.9);

e. Unauthorized assistance (EV151);

f. Exceeding the time allowed or the time limit (EV152.2 and .3).

2. KNOCK DOWN

a. An obstacle is considered to have been knocked down when, through a mistake of the horse or competitor:

b. The whole or any upper part of the same vertical plane of it falls, even if the part which falls is arrested in its fall by any other part of the obstacle (EV150.3).

c. At least one of its ends no longer rests on any part of its support.

- d. Touches and displacements of any part of an obstacle or its flags, in whatever direction, while in the act of jumping, do not count as a knock down. If in doubt the Ground Jury should decide in favor of the competitor. The knock down or displacement of an obstacle as a result of a disobedience is penalized as a refusal only. In the event of the displacement of any part of an obstacle, (except the flags), as a result of a disobedience, the bell will be rung and the clock stopped while the displacement is re-adjusted. This does not count as a knock down and is only penalized as a disobedience and corrected by time in accordance with article EV152.8.
- e. If any part of an obstacle, which has been knocked down is likely to impede a competitor in jumping another obstacle, the bell must be rung and the clock stopped while this part is picked up and the way is cleared.
- f. If a competitor jumps an obstacle correctly which has been improperly rebuilt, he incurs no penalty; but if he knocks down this obstacle he will be penalized.
3. VERTICAL AND SPREAD OBSTACLES
- a. When a vertical obstacle or part of an obstacle comprises two or several parts placed one above the other and positioned in the same vertical plane, only the fall of the top part is penalized. (EV149.8)
- b. When a spread obstacle which requires only one effort comprises parts which are not positioned in the same vertical plane, the fall of one or several top parts only counts as one fault whatever the number and position of the parts which have fallen. Trees, hedges etc. used as filling are not liable for penalties.
4. DISOBEDIENCES
- a. The following are considered as disobediences and are penalized as such (EV153):
- (1) a refusal;
 - (2) a run-out;
 - (3) a resistance;
 - (4) a more or less regular circle or group of circles no matter where they occur on the course or for whatever reason. It is also a disobedience to circle around the last obstacle jumped unless the track of the course so requires.
- b. Notwithstanding the above, it is not considered to be a disobedience to circle for up to 45 seconds after a run-out or a refusal (no matter if the obstacle has to be rebuilt or not) to get into position to jump an obstacle;
5. DEVIATION FROM THE COURSE
- a. It is a deviation from the course when the competitor:
- (1) does not follow the course as set out on the published plan;
 - (2) does not cross the starting line or the finishing line between the flags in the correct direction (EV154.3e and EV154.3p);
 - (3) does not jump the obstacles in the order or in the direction indicated,
 - (4) jumps or attempts to jump an obstacle which does not form part of the course or omits an obstacle. Obstacles not included in the course should be crossed but failure to do so by the arena party will not preclude the elimination of a competitor for jumping an obstacle not forming part of the course.
- b. An uncorrected deviation from the course incurs elimination (EV154.2e-i and EV154.2p)
6. REFUSAL
- a. It is a refusal when a horse halts in front of an obstacle, which it must jump whether or not the horse knocks it down or displaces it.
- b. Stopping in front of an obstacle without moving backwards and without knocking it down followed immediately by a standing jump is not penalized.
- c. If the halt is prolonged, if the horse steps back, either voluntarily or not, even a single pace, it counts as a refusal.
- d. If a horse slides through an obstacle, the Judge in charge of the bell must decide immediately if it is to count as a refusal or as an obstacle knocked down. If he decides that it is a refusal the bell is rung at once and the competitor must be ready to attempt the obstacle again as soon as it has been rebuilt (EV152.8 and EV152.9)
- (1) If the Judge decides that it is not a refusal, the bell is not rung and the competitor must continue his round. He is then penalized as for an obstacle knocked down.

(2) If the bell has been rung and the competitor jumps other elements of the combination in his stride, it does not entail elimination or any further penalty should he knock down this element of the combination.

7. RUN-OUT

- a. It is a run-out when the horse escapes the control of its competitor and avoids an obstacle, which it has to jump.
- b. When a horse jumps an obstacle between two red flags or between two white flags the obstacle has not been jumped correctly, the competitor is penalized as for a run-out and he must jump the obstacle again correctly.
- c. It is considered to be a run out and is penalized as such for a horse or any part of a horse to go past the extended line of an obstacle to be jumped, or of an element of a combination, or of the finishing line

8. RESISTANCE

- a. It is a resistance when the horse refuses to go forward, makes a halt for any reason, makes one or several more or less regular or complete half turns, rears or steps back for whatever reason.
- b. It is equally a resistance when the competitor stops his horse at any moment and for any reason, except in the event of an incorrectly rebuilt obstacle or to indicate unforeseen circumstances to the Ground Jury (EV152.9c(2)). A resistance is penalized as for a refusal except in the circumstances set out in rule EV154.3c.

9. FALLS

- a. A competitor is considered to have fallen when, either voluntarily or involuntarily, he is separated from his horse, which has not fallen, in such a way that he touches the ground or finds it necessary, in order to get back into the saddle, to use some form of support or outside assistance. If it is not clear that the competitor has used some form of support or outside assistance to prevent his fall, the benefit of doubt must be given to the competitor.
- b. A horse is considered to have fallen when the shoulder and quarters have touched the ground or the obstacle and the ground.

EV151 Unauthorized Assistance.

1. Any intervention by a third party between the crossing of the starting line in the correct direction and the crossing of the finishing line after jumping the last obstacle, whether solicited or not, with the object of helping the competitor or his horse is considered to be unauthorized assistance.
2. Any form of unauthorized assistance received by a mounted competitor between the starting line and the finishing line will penalized by elimination at the discretion of the Ground Jury.
 - a. In certain exceptional cases, the Ground Jury may authorized the competitor to enter the arena on foot or with the help of a groom without this being considered as unauthorized assistance.
 - b. Any help given to a mounted competitor to adjust his saddlery or bridle or to hand him a whip while mounted during the round will incur elimination. To hand a mounted competitor his headgear and/or spectacles during his round is not considered to be unauthorized assistance (EV154.2s)
 - c. The act of officials or other persons of warning a competitor of a deviation from the course constitutes unauthorized assistance. In this event the competitor may be eliminated at the discretion of the Ground Jury and the official or other persons may be subject to a penalty at the discretion of the Ground Jury. *BOD 1/17/10 Effective 4/1/10*

EV152 Time.

1. The time of a round, recorded in seconds and in tenths of a second, with parts of a second counting as the next whole second (e.g. 60.2 seconds is recorded as 61 seconds), is the time taken by a competitor to complete the round, plus the time correction (EV152.8) if any.
 - a. It starts at the precise moment when the mounted competitor passes the starting line in the correct direction providing the starting signal has been given, or at the moment 45 second count-down expires. It extends to the moment when the mounted competitor crosses the finishing line in the correct direction, after having jumped the last obstacle.

- b. Supported by one manual timer, electronic timing is strongly recommended for all National Divisions.
- c. If electronic timers are not used, two manual timers, one of which is to be in line with both the start and finish lines, and has direct contact with the Jury, regardless if electronic timers are used or not, are required for all divisions.
2. TIME ALLOWED
 - a. The time allowed for a round in each competition is determined in relation to the length of the course and the speeds laid down under Annex 2.
3. TIME LIMIT
 - a. The time limit is equal to twice the time allowed for all competitions in which a time allowed has been laid down.
4. TIME ADJUSTMENT
 - a. The time allowed may be adjusted at the sole discretion of the judge(s), if they feel that a gross error in the measurement of the course has been made. This change may occur only after consultation with the course designer and technical delegate. Adjustment of the time allowed may never occur later than after the completion of a third round without disobedience. The time allowed may never be lowered resulting in the awarding of time faults to any competitors having ridden prior to the change without disobedience.
5. REFERENCE TIMES.
 - a. The Time Allowed should be announced prior to the start of the class. After the first three competitors, to complete the class, without disobedience, have completed their rounds, the Time Allowed and their times should be announced jointly. In cases where there is no electronic read out board, or it is not visible to riders in the in-gate area, the reference times for all the competitors in the class should be announced, along with their score.
6. INTERRUPTED TIME
 - a. While the clock is stopped, the competitor remains free to move around until the ringing of the bell gives him permission to start again. The clock is restarted when the competitor reaches the place where the clock was stopped. Exception, in the case of a disobedience with a knock-down EV152.9 applies.
 - b. The responsibility for starting and stopping the clock rests solely with the judge in charge of the bell. The timekeeper may not be made responsible for this function.
7. DISOBEDIENCES DURING INTERRUPTED TIME
 - a. The time of a round is interrupted only under the provisions of articles EV152.9 and EV152.10. The clock is not stopped in the event of a deviation from the course, a run-out or a refusal.
 - b. Disobediences are not penalized during interrupted time, except for the 2nd refusal following a refusal with a knockdown.
 - c. The provisions concerning elimination remain in force during interrupted time.
8. TIME CORRECTIONS
 - a. (Preliminary, Intermediate & Advanced) If, as the result of a disobedience, a competitor displaces or knocks down any obstacle, the bell is rung and the clock is stopped until the obstacle has been rebuilt. When the obstacle has been rebuilt the bell is rung to indicate that the course is ready and that the competitor can continue the round. The competitor is penalized for a refusal and a time correction of 6 seconds is added to the time taken by the competitor to complete his round. The clock is restarted at the moment when the horse leaves the ground at the obstacle where the refusal occurred. If a disobedience with the knock-down occurs at the second or subsequent part of a combination the clock is restarted when the horse leaves the ground at the first element of the combination.
 - b. (Training Level and below) If, as the result of a disobedience, a competitor displaces or knocks down any obstacle, the bell is rung and the clock is stopped until the obstacle has been rebuilt. When the obstacle has been rebuilt the bell is rung to indicate that the course is ready and that the competitor can continue the round. The competitor is penalized for a refusal and a time correction of 6 seconds is added to the time taken by the competitor to complete his round. The clock is restarted at the moment when the horse leaves the ground at the obstacle where the refusal occurred or a second disobedience (w/o knockdown) occurs. If a disobedience with the knock-down occurs at the

second or subsequent part of a combination the clock is restarted when the horse leaves the ground at the first element of the combination.

9. STOPPING DURING THE ROUND

a. In the event of a competitor not being able to continue his round for any reason or unforeseen circumstance, the bell should be rung to stop the competitor. As soon as it is evident that the competitor is stopping, the clock will be stopped. As soon as the course is ready again, the bell will be rung, and the clock will be restarted when the competitor reaches the precise place where the clock was stopped.

b. If the competitor does not stop when the bell is rung, he continues at his own risk, and the clock should not be stopped. The Ground Jury must decide whether the competitor is to be eliminated for ignoring the order to stop, or whether, under the circumstances, he should be allowed to continue. If the competitor is not eliminated, and is allowed to continue his round, the scores obtained at the obstacles preceding and following the order to stop will count whether they are good or bad.

c. If the competitor stops voluntarily to signal to the Ground Jury that the obstacle to be jumped is wrongly built or if due to unforeseen circumstances beyond the control of the competitor, he is prevented from continuing his round under normal circumstances, the clock must be stopped immediately.

(1) If the dimensions are correct and the obstacle in question has been properly built or if the so-called unforeseen circumstances are not accepted as such by the Ground Jury, the competitor will be penalized as for stopping during the round (EV150.8a) and the time of his round will be increased by 6 seconds;

(2) if the obstacle or part of the obstacle needs to be rebuilt or if the unforeseen circumstances are accepted as such by the Ground Jury, the competitor is not penalized. The time of the interruption must be deducted and the clock stopped until the moment when the competitor takes up his track at the point where he stopped. Any delay incurred by the competitor must be taken into consideration and an appropriate number of seconds deducted from his recorded time.

EV153 Faults.

1. Faults made between the starting line and the finishing line must be taken into consideration.

2. Disobediences committed during the time when the round is interrupted (EV152.7) are not penalized.

3. Disobediences, falls etc., occurring between the signal to start and the moment the competitor crosses the starting line in the correct direction, are not penalized.

4. Faults are penalized in penalty points or by elimination as set out in this section (EV153).

Obstacle knocked down while jumping	4 penalties
First disobedience	4 penalties
Second disobedience or other under rule EV154 at Preliminary, Intermediate and Advanced	Elimination
Second disobedience or other under rule EV154 at Beginner	
Novice, Novice and Training	8 penalties
Third disobedience or other under rule EV154 at Beginner	
Novice, Novice and Training	Elimination
Fall of horse or competitor or both	Elimination
Exceeding the time limit	Elimination
Exceeding the time allowed	1 penalty for each second or commenced fraction of a second

5. Penalties for the disobediences accumulate, not just at the same obstacle, but throughout the entire round.

EV154 Eliminations.

1. Unless otherwise specified in the Rules, elimination means that the competitor and the horse in question may not continue in the current competition.

2. The following paragraphs lay down the reasons for which competitors are eliminated from the jumping competition; the Ground Jury in the following cases must apply elimination:

a. jumping or attempting to jump an obstacle in the arena before the start of the round.

- b. starting before the signal is given and jumping the first obstacle of the course (EV145.1b).
 - c. taking more than 45 seconds to jump the first obstacle after the time of the round has started, except all cases relating to circumstances beyond the influence of the competitor (EV145.1b).
 - d. a horse resisting for 45 consecutive seconds during the round (EV150.8b).
 - e. taking more than 45 seconds to jump the next obstacle, or to jump the last obstacle and cross the finishing line.
 - f. jumping the first obstacle while omitting to cross the starting line between the flags in the correct direction (EV150.5a(2)).
 - g. attempting to or jumping an obstacle which does not form part of the course during the round (EV150.5a(4)).
 - h. omitting to jump an obstacle of the course (EV150.5a(4)) or after a run-out or a refusal, failing to attempt to jump again the obstacle where the fault was committed.
 - i. jumping an obstacle in the wrong order (EV150.5a(3)).
 - j. jumping an obstacle in the wrong direction (EV150.5a(3)).
 - k. exceeding the time limit (EV152.3).
 - l. following a refusal jumping or attempting to jump an obstacle which has been knocked down, before it has been rebuilt.
 - m. jumping or attempting to jump an obstacle after an interruption without waiting for the bell (EV145.3).
 - n. not jumping all the elements of a combination again after a refusal or run-out. (EV149.10c).
 - o. not taking each element of a combination separately and consecutively (EV149.10b).
 - p. not crossing the finishing line between the flags mounted in the correct direction, after having jumped the last obstacle before leaving the arena (EV152.1b).
 - q. competitor and/or horse leaving the arena without permission of the Ground Jury, including prior to starting.
 - r. a loose horse leaving the arena before the end of the round, including prior to starting.
 - s. accepting while mounted any object whatever during a round except headgear and/or spectacles.
 - t. using a whip of more than 75 cm in length or weighted at the end, in the arena, No substitute for a whip may be carried.
 - u. an accident to a competitor or to a horse which prevents him from completing the competition.
 - v. second disobedience during the course of a round at Preliminary, Intermediate and Advanced level (EV153.4).
 - w. Third disobedience at Beginner Novice, Novice and Training level (EV153.4).
 - x. fall of competitor or horse during the round (EV150.9 and EV153.3).
 - y. if the Ground Jury feels that for any reason horse or competitor is unfit to continue in competition.
3. Elimination is left to the discretion of the Ground Jury in the following cases:
- a. not entering the arena when the competitor's name and/or number is called.
 - b. not entering the arena mounted or not leaving the arena mounted (EV151.2).
 - c. all unauthorized assistance, except for paragraph EV154.2s above.
 - d. not stopping when the bell is rung during the round (EV145.2 and EV152.9b).
 - e. *Entering the arena with incorrect attire. BOD 1/17/10 Effective 4/1/10*

SUBCHAPTER EV-4 RULES FOR EVENTS (SEE ALSO APPENDIX 8)

EV155 Three-Day Events—Introduction. *BOD 1/17/10 Effective 4/1/10*

1. DEFINITION. The Three-Day Event comprises three distinct Tests, taking place on separate days, during which a competitor rides the same horse throughout, namely:
 - a. A Dressage Test spread over one or more consecutive days, depending on the number of competitors, directly followed on the next day by
 - b. A Cross-Country Test comprising four Phases
 - (1) Phases A and C—Roads and Tracks
 - (2) Phase B—Steeplechase

- (3) Phase D—Cross-Country Obstacles directly followed on the next day by
 - c. A Jumping Test
- 2. CATEGORIES. Categories indicate the extent of foreign participation in a Three-Day Event. The four categories of Three-Day Events are:
 - a. National Three-Day Event (CCN)
 - b. International Three-Day Event (CCI)
 - c. Official International Three-Day Event (CCIO)
 - d. International Championship Three-Day Event (CH)
- 3. LEVELS. The levels of Three-Day Events are indicated by stars. The four levels of Three-Day Events are:
 - a. *Training Three-Day Event - An educational introduction to the Three-Day Event at the Training Level. BOD 1/17/10 Effective 4/1/10*
 - b. One Star (*)—An introduction to the Three-Day Event for competitors and horses.
 - c. Two Star (**)—For competitors with some experience in Three-Day Events on horses just beginning International competition.
 - d. Three Star (***)—For competitors and horses with some International experience.
 - e. Four Star (****)—For experienced and successful combinations of International competitors and horses.
- 4. All Three-Day Events in the United States will be denoted by their Category and their Level, for example: a CCN** is a National Three-Day Event at the Two Star Level. Events limited to Seniors are indicated by the letters noted above, for example: a CCN***. Events limited to Young Riders are indicated by the addition of the letter “Y”, for example: CCN-Y**. Events limited to Juniors are indicated by the addition of the letter “J”, for example: CCN-J*.

EV156 Three-Day Events - Rules.

1. INTERNATIONAL THREE-DAY EVENTS. These competitions are conducted strictly in accordance with the FEI Rules for Three-Day Events, the FEI General Regulations, and the FEI Veterinary Regulations.
2. NATIONAL THREE-DAY EVENTS. These competitions are conducted in accordance with the *USEF Rules for Eventing and the additions and exceptions noted below. Guidance and clarifications of procedure may be found in the FEI Memorandum for Eventing.*
 - a. *Training Three-Day Events are conducted under the same rules as National Three-Day Events and include a central emphasis on education of horse and rider, including permission for supervised schooling over parts of the course prior to the start of the test.*
3. **OFFICIALS**
 - a. The Ground Jury, Technical Delegate, Course Designer, Veterinary Commission of a CCN shall be appointed in accordance with *Chapter Six*.
 - b. National and International Competitions at the same Event - The International Technical Delegate may be used for the National competition provided he is licensed by the Federation, otherwise separate Technical Delegates must be appointed. The same Ground Jury, Course Designer and Veterinary Commission may be used for both competitions, *provided that they are licensed to officiate at the applicable level.*
 - c. Approval—All Three-Day Events, including International and National Three-Day Events, must be approved by the Federation Eventing Committee. Specifically, this approval shall include the date and site of the Event, the Ground Jury, the Technical Delegate, the Course Designer, and the Veterinary Commission. For proposed new Three-Day Events, additional information may be requested.
4. **CLASSIFICATION. Individual Final Classification**
 - a. *The winning individual is the competitor with the lowest total of penalty points, after adding together, for each competitor, the penalty points incurred.*
 - b. *In the event of equality between two or more competitors, the classification is decided by:*
 - (1) *The best cross-country obstacle score including faults at obstacles and time penalties.*
 - (2) *If there is still equality, the classification is decided in favor of the competitor whose cross-country time was closest to the optimum time.*
 - (3) *There is still equality, the competitor with the best Jumping score (time & obstacles)*

(4) If there is still equality, the competitor with the best time (fastest) in the Jumping Test

(5) If there is still equality, the classification will be decided in favor of the competitor with the best percentage score in the Dressage Test.

(6) If there is still equality the tie will remain in the Final Classification

5. INSPECTION & EXAMINATION OF HORSES

a. Examination upon Arrival

This takes place on the arrival of horses at the stables of the event. It is performed by a qualified veterinarian, appointed by the Organizing Committee. The object is to establish first each horse's identity and second, each horse's state of health (but not its soundness). The Organizing Committee must fix the place and timetable for this examination in agreement with the Veterinary Delegate and inform in advance the Chefs d'Equipe and/or the individuals. Doubtful cases must be reported to the Ground Jury as soon as practicable and, in any case, before the First Horse Inspection.

b. First Horse Inspection

This takes place before the Dressage Test, normally the day before. It is conducted by the Ground Jury and the Veterinary Delegate acting together as a committee with the President of the Ground Jury in charge. The horses must be inspected in hand, at rest and in movement on a firm level, clean but not slippery surface. The committee has the right and the duty to eliminate from the competition any horse that they judge is unfit, whether on account of lameness, lack of condition or for any other reason. In a doubtful case the Ground Jury may direct that the horse be put in an officially supervised holding area for examination by the Associate Veterinarian. He will report any findings to the Ground Jury and the Veterinary Delegate, prior to the horse being re-inspected by the committee, should the rider decide to represent the horse. Horses in the holding area will be under the supervision and control of the Associate Veterinarian. In the event of equality of votes within the committee, the President of the Ground Jury will have a second and casting vote, and the decision will be announced immediately.

c. Second Horse Inspection

This takes place after Phase C, during the Ten minute halt before the start of Phase D. It is conducted by a member of the Ground Jury and by the Veterinary Delegate. The inspection must be performed carefully but also as rapidly as possible in order to allow each horse as much time as possible for rest and recuperation. The committee has the right and the duty to eliminate from the competition any lame or exhausted horse. At least one member of this committee should have participated at the First Horse Inspection. In the event of equality of vote within the committee, the member of the Ground Jury will have the casting vote.

d. Examination after Cross Country Obstacle Test

This takes place after the competitor has finished the Cross Country. It is conducted by a qualified veterinarian appointed by the Organizing Committee in agreement with the Veterinary Delegate. In addition to carrying out any immediate treatment required by an injured or exhausted horse, this veterinarian will decide if each horse:

(1) is fit to return immediately on foot to its own stable,

(2) should remain for further treatment before returning to its stable,

(3) should be transported by vehicle (which must be available) either directly to its stable or to a veterinary hospital. This veterinarian has no authority to eliminate any horse from the competition, but must report any doubtful case to the Ground Jury and to the Veterinary Delegate.

e. Third Horse Inspection

This takes place before the Jumping Test. It is conducted by the same committee and under the same conditions as the First Horse Inspection.

f. Appeal

At the three inspections where a horse may be eliminated from the competition, there can be no appeal against the decision of the committee concerned. However, if requested, the president must give a reason for the committee's decision after the completion of the whole inspection. The Veterinary Delegate will be a member of the committee present at these three horse inspections.

g. During the Competition

- At any other time during the competition, any individual member of the Ground Jury has the right and the duty to eliminate any horse, which in his opinion is lame or unfit to continue.
- h. **Public**
The Horse Inspections shall be open to viewing by the public.
- i. If a CCN and CNC area held together at the same venue, a horse that is not accepted at the CCN inspection cannot start in the CNC competition.
6. **Explanation of Independence of Phases**
- a. Phases A, B, C & D are quite independent of each other as far as the timekeeping is concerned. Loss of time in one cannot be compensated for by gain of time in another.
- b. The timetable will provide for the competitor to start Phase B, one minute after he is due to finish Phase A.
- (1) If the competitor is early or late finishing Phase A, the One-minute break will be increased or decreased accordingly. For example, if a competitor finishes Phase A 15 seconds early, his break will be 1 minute 15 seconds; if he finishes Phase A 20 seconds late, his break will be 40 seconds.
- (2) If a competitor is so late finishing Phase A that he cannot start Phase B on time, he will be started on Phase B as soon as possible (no allowance being made for adjustments to saddlery, etc.). The optimum time for Phase B will start from the actual time the starter instructs him to start.
- (3) The competitor who is late finishing Phase A need not attempt to regain the time lost, since the time is penalized on Phase A only.
- c. The finishing time of Phase B is also the starting time of Phase C.
- (1) Gain of 30 seconds on Phase B does not give the competitor an additional 30 seconds to complete Phase C. The optimum time of Phase C is not affected by the gain or loss of time on Phase B.
- (2) The gaining of any time on Phase B and/or Phase C will result in additional resting time added to the Ten-minute compulsory halt provided for the Second Horse Inspection before the start of Phase D.
- (3) The loss of any time on Phase B and/or Phase C will not reduce the Ten-minute compulsory halt except as provided below. The competitor's starting time for Phase D will have to be adjusted.
- d. It is possible that a competitor might exceed the optimum time on one or more phases. Normally, the starting time of Phase D will be delayed by the sum of any time lost less the sum of any time gained. However, if this delay is small (i.e. the competitor was only a few seconds late finishing Phase C), the competitor may be started on Phase D at his scheduled time, in order not to interfere unduly with the timetable.
7. **TIME.**
- a. **Time Limit**—On Phases A and C, the time limit is one fifth more than the optimum time. On Phase B, the time limit is twice the optimum time.
- b. **Time Faults**—On Phases A and C, exceeding the optimum time will be penalized at 1.0 penalty point per second. On Phase B, exceeding the optimum time will be penalized at the rate of 0.8 penalty point per second.
8. **PACE AND DISMOUNTING.** Between the starts and finishes of Phases A and C, competitors are free to choose their own pace. They may dismount and proceed on foot beside their horse at any time, including while negotiating compulsory passages, except that they must be mounted to pass through the start and finish flags of both Phases. The rules for pace and dismounting on Phase B are the same as those for the Cross-Country Test of a Horse Trial.
9. **MARKING OF THE COURSE.**
- a. **Compulsory Passages** on Phases A, B and C, shall be marked with the relevant letter of the Phase and numbered consecutively from the start of the Phase.
- b. **Kilometer Markers**—The routes of Phases A and C will be marked at intervals of 1000 meters by signs. The signs shall indicate the distance from the start of the Phase and shall include the letter of the Phase.
10. **FAULTS.** Faults on steeplechase shall be scored in accordance with EV141.1.
11. **ASSISTANCE.** At the start of Phase B and of Phase D, and at any other point determined and announced by the Organizing Committee, it is permitted to assist the competitor and to attend to his horse (groom, water, etc.). BOD 1/17/10 Effective 4/1/10

[EV157 - EV160 ARE INTENTIONALLY LEFT BLANK FOR FUTURE USE]

SUBCHAPTER EV-5 RULES FOR CHAMPIONSHIPS

EV161 Horse Trials Championships.

1. National Open Horse Trial Championship

Awarded to the highest placed competitor in the USEF National Open Horse Trial Championship who is a U.S. citizen. Open to competitors from the beginning of the calendar year in which they reach the age of 18. The competition shall be an Advanced Horse Trial designated by the Federation. Competitors and horses shall qualify in accordance with the Federation rules for an Advanced Horse Trial.

EV162 One Star Championships.

1. National Junior Championship.

Awarded to the highest placed competitor in the USEF National Junior Eventing Championship who is a U.S. citizen. Open to competitors from the beginning of the calendar year in which they reach the age of 14 until the end of the year in which they reach the age of 18. The competition shall be an Autumn CCI* designated by the Federation. Competitors and horses shall qualify in accordance with the Federation and FEI Rules for a CCI*.

2. National 19-to-21-Year-Old Championship.

Awarded to the highest placed competitor in the USEF National 19-to-21-Year-Old Championship who is a U.S. citizen. Open to competitors from the beginning of the calendar year in which they reach the age of 19 until the end of the calendar year in which they reach the age of 21. The competition shall be an Autumn CCI* designated by the Federation. Competitors and horses shall qualify in accordance with the Federation and FEI rules for a CCI*.

3. National Amateur Championship.

Awarded to the highest placed competitor in the USEF National Amateur Eventing Championship who is a U.S. citizen. Open to competitors from the beginning of the calendar year in which they reach the age of 18, who have never represented the U.S. in a three or four star CCI. The competition shall be an Autumn CCI* designated by the Federation. Competitors and horses shall qualify in accordance with the Federation and FEI Rules for a CCI*.

4. National One Star Championship.

Awarded to the highest placed competitor in the USEF National One Star Eventing Championship who is a U.S. citizen. Open to competitors from the beginning of the calendar year in which they reach the age of 18. The competition shall be an Autumn CCI* designated by the Federation. Competitors and horses shall qualify in accordance with Federation and FEI Rules for a CCI*.

EV163 Two Star Championships.

1. National Young Riders Championships.

Awarded to the highest placed competitor in the USEF National Young Rider Eventing Championships who is a U.S. citizen. Open to competitors from the beginning of the calendar year in which they reach the age of 16 until the end of the calendar year in which they reach the age of 21. The competition shall be an Autumn CCI** designated by the Federation. Competitors and horses shall qualify in compliance with the Federation and FEI Rules for a CCI**.

2. National 22-to-24-Year-Old Championships

Awarded to the highest placed competitor in the USEF National 22-to-24-Year-Old Championship who is a U.S. citizen. Open to competitors from the beginning of the calendar year in which they reach the age of 22 until the end of the calendar year in which they reach the age of 24. The competition shall be an Autumn CCI** designated by the Federation. Competitors and horses shall qualify in accordance with Federation and FEI Rules for a CCI**.

3. National Young Horse Championship.

Awarded to the owner of the highest placed horse in the USEF National Young Horse Eventing Championship who is a U.S. citizen. Open to six and seven year old horses. The competition shall be an Autumn CCI** designated by the Federation. Horses and competitors shall qualify in accordance with Federation and FEI Rules for a CCI**.

4. National Two Star Championship.

Awarded to the highest placed competitor in the USEF National Two Star Eventing Championship who is a U.S. citizen. Open to competitors from the beginning of the calendar year in which they reach the age of 18. The competition shall be an Autumn CCI** designated by the Federation. Competitors and horses shall qualify in accordance with Federation and FEI Rules for a CCI**.

EV164 Three Star Championships.

1. National Under-25 Championships.

Awarded to the highest placed competitor in the USEF National Under-25 Championship who is a U.S. citizen. Open to competitors from the beginning of the calendar year in which they reach the age of 22 until the end of the calendar year in which they reach the age of 24. The competition shall be an Autumn CCI*** designated by the Federation. Competitors and horses shall qualify in accordance with Federation and FEI Rules for a CCI***.

2. National Owner Rider Championship.

Awarded to the highest placed competitor in the USEF National Owner Rider Championship who is a U.S. citizen. Open to horses ridden by their owners. The competition shall be an Autumn CCI*** designated by the Federation. Competitors and horses shall qualify in accordance with Federation and FEI Rules for a CCI***.

3. National Three Star Championship.

Awarded to the highest placed competitor in the USEF National Three Star Championship who is a U.S. citizen. Open to competitors from the beginning of the calendar year in which they reach the age of 18. The competition shall be an Autumn CCI*** designated by the Federation. Competitors and horses shall qualify in accordance with the Federation and FEI Rules for a CCI***.

EV165 Four Star Championships.

1. National Four Star Championship.

Awarded to the highest placed competitor in the National Four Star Championship who is a U.S. citizen and a member of the Federation. Open to competitors from the beginning of the calendar year in which they reach the age of 18. The competition shall be a CCI**** designated by the Federation. Competitors and horses shall qualify in accordance with the Federation and FEI Rules for a CCI****.

[EV166 - EV170 ARE INTENTIONALLY LEFT BLANK FOR FUTURE USE]

SUBCHAPTER EV-6 RULES FOR OFFICIALS

EV171 Ground Jury.

1. COMPOSITION AND QUALIFICATIONS.

- a. At Horse Trials, the Ground Jury may consist only of a President. At Three-Day Events, the Ground Jury must consist of a President and *one* member.
- b. A Registered (R) eventing judge may officiate at any level of Eventing Competition. A Registered (R) eventing judge is required as President or Member of the Ground Jury for Intermediate and Advanced Horse Trials. *At National Three Day Events, either the President of the Ground Jury or the Technical Delegate must hold a current, Registered (R) license.* A recorded (r) eventing judge may officiate at any Test, and at the Beginner Novice, Novice, Training, or Preliminary Level of a Horse Trial, including as President or Member of the Ground Jury of such competitions. *BOD 1/17/10 Effective 4/1/10*
- c. An individual recognized as a judge of Eventing by the FEI or another National Federation may serve on the Ground Jury for a specific competition with the approval of the Federation Eventing Committee. An individual licensed as an eventing judge by another National Federation must obtain a Guest Card (GR1011.6 and GR1011.11.e)
- d. The following may not serve on the Ground Jury for a particular division:
 - (1) The owner of a horse entered in that division;
 - (2) A competitor entered in that division;
 - (3) A close relative of those mentioned above;
 - (4) Chefs d'Equipe whose teams are entered in that division;
 - (5) Instructors or trainers of competitors entered in that division.
- e. The following may not serve on the Ground Jury at an Event:
 - (1) The Technical Delegate or the Course Designer of the Event;
 - (2) The Director (Manager) of the competition, or a member of the Director's family.

f. For additional restrictions, refer to General Rules, GR1304 and Chapter GR10, Subchapters 10-C and 10-H.

2. DUTIES:

a. The Ground Jury is ultimately responsible for the judging of the event and for settling all problems that may arise during its jurisdiction. Together with the Technical Delegate, Course Designer and Organizing Committee, it shall endeavor to ensure that all arrangements for the event, including the arenas, courses and obstacles, are appropriate. If, after consultation with the Technical Delegate, the Ground Jury is not satisfied with the arrangements or courses, it is authorized to modify them.

b. The Ground Jury will judge the Dressage Test. Additional judges may be appointed by the Organizing Committee, in accordance with EV172, but the Ground Jury will still be responsible for all decisions.

c. At Horse Trials, the Ground Jury or the Technical Delegate, if the former is involved with the judging of the Dressage or Jumping Tests, will be responsible for all arrangements made by the Organizing Committee for the judging and timekeeping of the Cross-Country Test. One of them shall be available at the control center to adjudicate on unforeseen eventualities.

d. At Three-Day Events, the President of the Ground Jury will be based at the control center (or elsewhere as decided by the President) to adjudicate any unforeseen eventualities. The other member, together with the Veterinary Delegate, will form the Committee for the Horse Inspection during the ten-minute halt.

BOD 1/17/10 Effective 4/1/10

e. The Ground Jury will be responsible for determining protests against decisions by technical personnel, including fence judges and timekeepers, on the Cross-Country Test of a Horse Trial, Two-Day Event or Three-Day Event; and may substitute their judgment for that of any judge or official, whether in favor of the competitor or not.

f. The Ground Jury will be responsible for the judging of the Jumping Test. This duty may be delegated to an additional judge or panel of judges appointed by the Organizing Committee, in accordance with EV172, but the Ground Jury will still be responsible for all decisions.

g. At Three-Day Events, the Ground Jury, together with the Veterinary Delegate, will form the Committee for the First and Third Horse Inspection.

h. Any member of the Ground Jury shall have the duty and full authority at any time during the Event to eliminate any horse that is lame, sick or exhausted; and any competitor that is unfit to continue. See also EV117, Disqualification. There is no appeal against such a decision.

3. JURISDICTION OF THE GROUND JURY:

a. At Horse Trials and Two-Day Events, the jurisdiction of the Ground Jury begins at 3:00 p.m. of the day prior to start of the relevant competition. *BOD 1/17/10 Effective 4/1/10*

b. At Three-Day Events, the jurisdiction of the Ground Jury begins with the First Horse Inspection.

c. The members of the Ground Jury are obliged to remain on the grounds until half an hour after the results have been announced for each Test.

EV172 Additional Judges.

1. In addition to the Ground Jury, the Organizing Committee may appoint additional judges to judge the Dressage or Jumping Tests. These judges need not remain after completion of their duties.

2. Additional judges for the Dressage Test must be selected from the current roster of Eventing Judges or Dressage Judges of the Federation. In the case of Intermediate or Advanced Horse Trials they must be either a Registered (R) eventing judge or a recorded (r) or higher Dressage judge.

3. Additional judges for the Jumping Test must be selected from the current roster of Eventing Judges, Eventing Technical Delegates or Jumper Judges, of the Federation.

4. All additional judges are subject to the same restrictions as the members of the Ground Jury, see EV171.1c, EV171.1d, and EV171.1e with the exception to EV171.1e, that the Course Designer may serve as an additional judge if currently licensed to do so.

a. The provisions of GR1304 notwithstanding, additional judges may officiate at a competition provided that they do not judge any competitor(s) or horse(s) listed in sections

.2-.18 of that rule. There are no restrictions on a Judge if a competitor(s) or horses(s) listed in GR1304.2-.18 participates in the Competition HC.

EV173 Technical Delegate.

1. QUALIFICATIONS.

- a. The Technical Delegate must be selected from the current roster of Eventing Technical Delegates of the Federation. For Intermediate and Advanced Horse Trials, the Technical Delegate must have Registered status. *At National Three-Day Events, either the President of the Ground Jury or the Technical Delegate must hold a current, Registered (R) license. BOD 1/17/10 Effective 4/1/10*
- b. The following may not serve as the Technical Delegate at an Event, or conduct the Planning Assistance Visit:

- (1) The owner of a horse entered in the competition;
- (2) A competitor entered in the competition;
- (3) The Course Designer for the competition;
- (4) A close relative of those mentioned above;
- (5) Chefs d'Equipe whose teams are entered in the competition;
- (6) Instructors or trainers of competitors entered in the competition;
- (7) A member of the Ground Jury, or a Dressage or Jumping judge at the competition;
- (8) The Director (Manager) of the competition, or a member of the Director's family.

- c. For additional restrictions, refer to General Rules, GR1304 and Chapter GR10, Subchapters 10-C and 10-H.

2. DUTIES.

- a. The Technical Delegate will approve the technical and administrative arrangements for the conduct of the event; for the examinations and inspections of horses, where appropriate; for the accommodation of horses, where appropriate; and for the stewarding of the competition.
- b. He will inspect and approve the arenas and courses for exercising and training and for all three Tests, including the type and the dimensions of the obstacles and length of the courses, with particular reference to their suitability for the level of the event. He must be able to inspect early enough to allow for modifications to be made. He may request one or more horses to try out any part of the arenas or courses or any obstacles.
- c. In the event that the Federation Course Advisor has previously inspected the course(s), the Technical Delegate shall re-inspect the obstacles to ensure that all recommendations have been followed, particularly those deemed essential. If an essential change has not been made, the Technical Delegate must remove that obstacle from the course.
- d. He will supervise the briefing and conduct of all technical personnel.
- e. He will investigate all inquiries regarding scoring, including penalties awarded and report to and advise the Ground Jury on any decisions they are required to make.
- f. Until he has reported to the Ground Jury that he is satisfied with all the arrangements, the authority of the Technical Delegate, unless superseded at selected competitions by the course advisor, shall be absolute. Thereafter, he will continue to supervise the technical and administrative conduct of the event, and will advise and assist the Ground Jury and the Organizing Committee.
- g. At Horse Trials, the Technical Delegate may need to serve in place of the Ground Jury during the Cross-Country Test, see EV171.2.c.
- h. The Technical Delegate will report on the competition, including a record of all disputes and how adjudicated.

EV174 Cross Country Course Advisor.

A course advisor shall be appointed by the Federation for certain Horse Trials and Three-Day Events as designated by the Federation Eventing Committee. The Course Advisor will approve the design of the proposed course, including: the distance covered, the terrain and the condition and quality of the track; and the number of obstacles, their construction and variety and marking or flagging, the number of combinations, and the appropriateness of the level to the competition. The course advisor will provide the course designer (CD) and technical delegate (TD) with a report which indicates any changes, either recommended or essential, to be made to each fence on the course. After inspection of the Cross Country

course and prior to the event, the TD will complete the Cross Country Course Advisor Report for return to the Federation with the TD report. All essential changes must be made or the fence shall be removed from the course for the competition. For Show Jumping courses, the TD shall include a copy of the Show Jumping Courses, as posted at the competition, with the TD report. All essential Show Jumping changes must be made.

EV175 Course Designer.

1. QUALIFICATIONS.

The Course Designer must be selected from the current roster of Eventing Course Designers of the Federation, or must have received training as a course designer. An individual recognized by the FEI or by another National Federation may serve as the course designer for a specific competition with the approval of the Federation Eventing Committee. A registered (R) course designer is required for Intermediate and Advanced Horse Trials. A recorded (r) or a Registered (R) course designer is required for Preliminary Horse Trials *and National Three-Day Events*. A license is not required for Novice and Training Horse Trials, however the course designer must attend the USEA Training program on Course Design at least once every three years. *BOD 1/17/10 Effective 4/1/10 EC 3/15/10 Effective immediately*

2. DUTIES.

- a. The Course Designer is responsible for the layout measurement, preparation, and marking of the route for the Cross-Country Test of Horse Trials and Events, including Phases A, B, and C of the latter. The Course Designer is responsible for the design and construction of all obstacles used in the Test.
- b. In order to fulfill the responsibilities noted above, the Course Designer must visit the site and review changes to the courses or obstacles at least once within 12 months of a competition. The Course Designer should be present during the competition.
- c. He is ultimately responsible for the layout, design and construction, of the Jumping Test. This duty may be delegated to a jumping course designer, but the Event Course Designer must ensure that the course is suitable.

EV176 Veterinarians.

1. PERSONNEL AND QUALIFICATIONS.

a. At Horse Trials, a veterinarian appointed by the Organizing Committee shall be present on the grounds during the Cross-Country and Jumping Tests. He shall be a graduate veterinarian who has experience in treating or riding, or is familiar with, horses in Eventing Competitions.

b. At Three-Day Events, at least four veterinarians will be appointed by the Organizing Committee:

- (1) The Veterinary Delegate shall be present throughout the competition. He shall be a graduate veterinarian who has experience on the Veterinary Commission at a Three-Day Event. It is recommended that he has also completed a training course for Three-Day Event veterinarians. *BOD 1/17/10 Effective 4/1/10*
- (2) The Associate Veterinarian shall be present throughout the competition. He shall be a graduate veterinarian who has experience in treating or riding horses in Eventing Competitions.
- (3) The Examining Veterinarian shall be present during the Endurance Test. He shall be a graduate veterinarian who has experience in treating or riding horses in Eventing Competitions.
- (4) At least one veterinarian shall, in addition, be present during the Endurance Test for emergencies and for treating injuries or exhaustion. He shall be a graduate veterinarian as described above for Horse Trials.

2. DUTIES:

a. Three-Day Events—There shall be a Veterinary Commission consisting of a Veterinary Delegate and an Associate Veterinarian. Their duties are described in General Rules, 549.4 of the FEI Rules for Three-Day Events. The duties of the Examining Veterinarian are described in General Rules, 518.1.4 of the FEI Rules for Three-Day Events. The treating veterinarian(s) shall be responsible for the emergency care and treatment of horses during the endurance test, and for any other veterinary care of the horses in the stables during the competition.

b. Horse Trials—The veterinarian shall be responsible for the emergency care and treatment of horses during the Cross-Country and Jumping Tests.

EV177 Additional Officials.

1. **STEWARDS.** It is very important that the regulations concerning abuse, rapping, exercising, whips and spurs, are properly enforced in accordance with Rules EV108, EV111, EV114 and EV115. Organizers should appoint an appropriate number of stewards with distinctive badges. They shall have access during the competition to every part of the stables, tack rooms, exercise areas, collecting rings, the arenas and all other areas under the control of the Organizing Committee. These stewards shall be responsible to the Technical Delegate. All irregularities shall be reported to the Ground Jury.
2. **OFFICIALS AT OBSTACLES AND STOPPING POINTS.** One or more officials, who are responsible for scoring, pertinent rule enforcement, and emergencies at their obstacle(s), must be stationed near each obstacle and compulsory passage. They may be authorized to cover more than one obstacle or compulsory passage, with the approval of the Technical Delegate. If appropriate, stopping points may also be designated. One or more officials must then be stationed at these points as well.
3. **TIMEKEEPERS.** As timing plays such an important part in the competition, Organizers must ensure that each competitor's starting and finishing times are accurately taken and recorded by properly qualified persons.
4. **SUPERVISION.** Each of the Tests of the competition must be under the supervision of a Steward. He will be responsible to see that there are sufficient personnel, and that they report in a timely fashion. Their briefings and conduct during the competition will be the responsibility of the Technical Delegate. Furthermore, during the Cross-Country or Endurance Tests, there must be a Controller. He will control the dispatch of competitors on the course(s), and will direct emergency action in the event of an accident.

APPENDIX 1 - LEVELS OF HORSE TRIALS

1. **Beginner Novice**—The Beginner Novice level is designed to introduce green horses and riders to Horse Trials, combining dressage, cross-country and Beginner jumping tests. It is designed for competitors and horses that have already had experience schooling competitions in all three disciplines. The entire experience should be safe, inviting and educational to build confidence and a desire to progress. Competitors should be prepared to do a walk, trot and canter dressage test with 20-meter figures and a halt. The cross-country should include a variety of introductory obstacles, including a bank-up, a shallow natural ditch, an inviting water crossing and a brush. Obstacles must have a minimum of two strides between two numbered obstacles. Such combinations of straight forward efforts are the only obstacles composed of several elements that are permitted. The jumping course should be inviting and straightforward and may include one double of two strides.
2. **Novice**—The Novice Level is a continuing introduction to Horse Trials. It is designed for competitors and horses with some experience at lower levels or for experienced riders and horses new to the sport. The dressage will not differ greatly from Beginner Novice. The cross-country will invite bold, forward movement involving galloping in balance and jumping out of stride. The obstacles will be more substantial and may include a drop, a double, and a simple obstacle out of water. At such water obstacles, the exit shall not be revetted. The jumping course shall include a double and a variety of straight and spread fences, which may include a triple bar.
3. **Training**—The Training Level is an elementary examination of competitors and horses with some experience and training. The dressage test may ask for further development of the basic gaits, including lengthening at the trot and canter, as well as 10-meter trot and 15-meter canter figures. The cross-country should include obstacles formed of two, or possibly three, elements involving the previously introduced banks, drops and ditches. Jumps into and out of water and narrow fences should be introduced. While these questions are becoming more sophisticated, they must remain positive and inviting in nature. The jumping course shall include two doubles or a triple, a variety of turns, and sequences of various types of obstacles.
4. **Preliminary**—The Preliminary Level is a moderate examination of competitors and horses in a regular training program preparing for One Star Events. The dressage test may include medium paces at the trot and canter, as well as the introduction of leg yielding, shoulder in, rein back, and changes of lead through the trot. The cross-country should include tests of accuracy, agility, boldness, control, judgment and jumping ability. Obstacles

may now include angled lines, corners, simple bounces, slopes, and combinations involving water or narrow fences. The jumping course shall include two doubles, or a double and a triple, and may incorporate alternative obstacles. It will emphasize quickness of recovery, and may require lengthening or shortening stride.

5. Intermediate—The Intermediate Level is an examination of increasing technical difficulty, preparing competitors and horses for Two Star Events. The dressage test may include canter to halt and walk to canter transitions, as well as turns on the haunches, simple changes, and counter canter. The cross-country should now combine in more elaborate settings the tests introduced at the Preliminary Level, such as combinations with more than one question to be solved. Obstacles to be expected include banks, ditches, or water with narrow elements, a bounce combined with other elements, or corners in a combination. The jumping course will include more related distances, and emphasis will be placed on lines of obstacles.

6. Advanced—The Advanced Level is the highest national level of Horse Trials. It offers tests of significant difficulty designed to prepare competitors and horses for either Three or Four Star Events. The dressage test may include extensions in all three paces, half pass at the trot and canter, and single flying changes. The cross-country should be clearly a test of boldness and scope as it now combines size with technical difficulty. Combinations with multiple questions are to be expected, such as bounces into water, coffins with short distances or significant slopes, and bending lines or related distances between narrow questions. The jumping course will similarly relate virtually all obstacles, distances and turns.

As Horse Trials at the Preliminary, Intermediate and Advanced Levels are designed to prepare competitors and horses for Events, it is reasonable to assume that dressage tests, courses and obstacles, earlier in a season will be more straightforward than those used later in a season, closer to the goal Event. As Horse Trials at the Novice and Training Levels are not tied to such goals, it is reasonable to assume that they will offer variety without increasing in difficulty as a season progresses.

APPENDIX 2 - SPECIFICATIONS FOR HORSE TRIALS

For other specifications, such as depth of water, widths of water crossings, etc., See EV140.

	Beginner Novice	Novice	Training	Preliminary	Intermediate	Advanced
DRESSAGE						
Federation Eventing Tests	BN A BN B	Novice A Novice B	Training A Training B	Preliminary A Preliminary B	Intermediate A Intermediate B Intermediate C	Advanced A Advanced B Advanced C
CROSS COUNTRY						
Distances	1400-2000m	1600-2200m	2000-2600m	2200-3300m	2600-3800m	3200 - 4400m
Speeds Optimum Time	300-350mpm	350-400mpm	420-470mpm	520mpm	550mpm	570mpm
Speed Faults	420mpm	450mpm	520mpm	N/A	N/A	N/A
Efforts	14-18	16-20	20-24	22-30	26-34	32-40
Heights Fixed Brush	.79m (2'7") .91m (3')	.90m (2'11") 1.10m (3'7")	1.00m (3'3") 1.20m (3'11")	1.10m(3'7") 1.30m(4'3")	1.15m (3'9") 1.35m (4'5")	1.20m (3'11") 1.40m (4'7")
Spreads Highest Point Base Without Height	.84m (2'9") 1.22m (4') 1.22m (4')	1.00m (3'3") 1.50m (4'11") 2.00m (6'7")	1.20m (3'11") 1.8m (5'11") 2.40m (7'11")	1.40m (4'7") 2.10m (6'11") 2.80m (9'2")	1.60m (5'3") 2.40m (7'11") 3.20m (10'6")	1.80m (5'11") 2.70m (8'10") 3.60m (11'10")
Drops	1.01m (3'3")	1.20m (3'11")	1.40m (4'7")	1.60m (5'3")	1.80m (5'11")	2.00 (6'7")
JUMPING						
Lengths	Maximum 600m	Maximum 600m	Maximum 600m	Maximum 600m	Maximum 600m	Maximum 600m
Speeds	300mpm	320mpm	325mpm	350mpm	350mpm	375mpm
Efforts	9-11	9-11	10-12	11-13	12-14	13-15
Heights	.79m (2'7")	.90m (2'11")	1.0m (3'3")	1.10m (3'7")	1.20m (3'11")	1.25m (4'1")
Overall Spreads of Oxers	1.05m (3' 5")	1.15m (3' 9")	1.25m (4' 1")	1.35m (4' 5")	1.45m (4' 9")	1.50m (4' 11")
Overall spreads of Triple Bar	1.30m (4' 3")	1.40m (4' 7")	1.50m (4' 11")	1.60m (5' 3")	1.70m (5' 7")	1.75m (5. 9")

APPENDIX 3 - PARTICIPATION IN HORSE TRIALS

A competitor and/or a horse may be entered in a Horse Trial without having fulfilled the qualifications noted below, provided the qualifications have been fulfilled by the closing date for entries.

In all cases, at least one Qualifying Result must be obtained in the current or preceding calendar year.

1. DEFINITIONS

1.1 Completion: means having completed the entire Horse Trial with a numerical score.

1.2 Except as noted below, National Qualifying Result (NQR): an NQR is achieved by completing the entire Horse Trial and scoring:

- not more than 50 penalty points in the Dressage Test; and
 - No jumping penalties at obstacles on the Cross Country Test, and not more than 90 seconds (36 penalty points) exceeding the optimum time; and
 - not more than 16 penalties at obstacles in the Jumping Test.
- 25 penalty points received for Dangerous Riding will not achieve a National Qualifying Result.

1.3 International Qualifying Result (IQR): as defined in the current FEI Rules for Eventing.

- A Qualifying Result (QR) at an international competition is an IQR.

Exceptions to the qualifications noted below may only be approved by the Credentials/Grading Committee.

2. LEVELS OF HORSE TRIALS *AND EVENTS*

- 2.1 BEGINNER NOVICE (B) - Open to competitors of any age, on horses four years of age and older.
- 2.2 NOVICE (N) - Open to competitors of any age, on horses four years of age or older.
- 2.3 TRAINING (T) - Open to competitors of any age, on horses four years of age or older.
- 2.4 PRELIMINARY (P) - Open to competitors from the beginning of the calendar year of their 14th birthday, on horses five years of age or older. The competitor must have obtained an NQR at four Horse Trials at the Training Level or higher.
- 2.5 TRAINING THREE-DAY EVENT- Open to competitors of any age, on horses four years of age or older. Both the competitor and the horse must have obtained NQR's at Four Horse Trials at the Training Level or higher, one of which must be attained as a combination. A competitor established at the Preliminary Level may compete on a horse which has obtained 2 NQR's at the Training Level or higher.*
- EC 3/15/10 Effective immediately*
- 2.6 PRELIMINARY THREE-DAY EVENT- Open to competitors beginning the calendar year of their 14th birthday, on horses five years of age or older. Both the competitor and the horse, though not necessarily as a combination, must have obtained an NQR at Four Horse Trials at the Preliminary Level or higher. BOD 1/17/10 Effective 4/1/10*
- 2.7 INTERMEDIATE (I) - Open to competitors from the beginning of the calendar year of their 16th birthday, on horses six years of age or older. Both the competitor and the horse, though not necessarily as a combination, must have obtained an NQR at three Horse Trials at the Preliminary Level or higher, plus an additional NQR with no more than 20 Jumping Penalties at obstacles on the Cross Country Test.
- 2.8 ADVANCED (A) - Open to competitors from the beginning of the calendar year of their 18th birthday, on horses six years of age or older. Both the competitor and the horse, though not necessarily as a combination, must have obtained an NQR at three Horse Trials at the Intermediate Level or higher, plus an additional NQR with no more than 20 Jumping Penalties at obstacles on the Cross Country Test.

3. LEVELS OF INTERNATIONAL HORSE TRIALS AND EVENTS

In all instances, at least one of the QRs must have been obtained in the current or preceding calendar year.

All competitors and horses must meet the minimum requirements published by the FEI.

- 3.1 CIC* Both the competitor and the horse, though not necessarily as a combination, must have achieved 3 NQRs at either National Preliminary Horse Trials (CNC*) or National One Star Three-Day Events (CCN*).
- 3.2 CCI* Both the competitor and the horse, though not necessarily as a combination, must have achieved 4 NQRs at any combination of: CNC*, CCN*, CIC*.
- 3.3 CIC** The horse and rider, though not necessarily as a combination must have achieved 2 IQRs at a CNC** or higher.
- 3.4 CCI** Having met the minimum requirements of the FEI, the horse and rider, though not necessarily as a combination must have achieved 3 IQRs at a CNC** or higher.
- 3.5 CIC*** Having met the minimum requirements of the FEI, the horse and rider, though not necessarily as a combination must have achieved 2 IQRs at a CNC*** or higher. BOD 1/18/09 Effective immediately
- 3.6 CCI*** The horse and rider must meet the minimum requirements of the FEI.
- 3.7 CCI**** The horse and rider must meet the minimum requirements of the FEI.

4 SECTIONS

- 4.1 JUNIOR (J) - Open to competitors through the end of the calendar year of their 18th birthday.
- 4.2 YOUNG RIDER (YR) - Open to competitors through the end of the calendar year of their 21st birthday.
- 4.3 SENIOR (S) - Open to competitors from the beginning of the calendar year of their 19th birthday.
- 4.4 AMATEUR (A) The following may participate in Eventing competitions as an Amateur.
- Any competitor in possession of a valid Amateur card issued by the USEF, or
 - Any Senior USEA member who competes in the Training, Novice or Beginner Novice Level who meets the requirements of Federation GR1306. Individuals declaring such status must present, upon demand, an audited financial statement in support of

the claim of eligibility; failure to do so will be deemed a violation. Misrepresentation of eligibility under this provision will subject an individual to disciplinary action under GR1307.6, GR1307.8, GR1308.3 and Chapter 6. Amateur certification under this provision is valid for Eventing competitions only and does not confer Amateur status for participation in any other Breed or Discipline.


- 4.5 RIDER (R) - Levels restricted by rider are limited to those competitors who have not completed more than two Horse Trials at the next highest level or higher in the previous 24 months. e.g. Training Rider - the competitor may not have completed more than two Horse Trials at the Preliminary Level or higher in the previous 24 months.
 - 4.6 HORSE (H) - Open to competitors of any age, horse may not have completed an event above the level, e.g. a Novice Horse may not have completed an event at Training level or above, a Training Horse may not have completed an event at the Preliminary level or above, etc.
 - 4.7 YOUNG HORSE (YH) - Open to competitors of any age, horse may not have competed above the level and meets the following age restrictions:
 - 4.7.1 Novice - four or five years of age.
 - 4.7.2 Training - four or five years of age.
 - 4.7.3 Preliminary - five or six years of age.
 - 4.7.4 Intermediate - six or seven years of age.
 - 4.7.5 Advanced - six or seven years of age.
 - 4.8 OPEN (O) - Both horse and rider may have competed at any level.
 - 4.9 CHAMPIONSHIP (CH) - open to all qualified riders on qualified horses.
- OTHER - Restricted by breed or other designation as defined by Organizing Committee, approved by the Federation/USEA, and designated in the Omnibus listing.

APPENDIX 4 - EVENTING—PERMITTED SADDLERY FOR DRESSAGE

Permitted Bridoon Bits

Various bridoon bits:

- 1. Ordinary bridoon bit
 - 2. Bridoon bit with two joints
 - 3. Egg-butt bridoon bit
 - 4. Bridoon bit with cheeks
 - 5. D-ring bridoon
- (or racing snaffle)



Note: All bridoon bits shown on the plate of permitted bits are for the Dressage either as a snaffle or as part of a double bridle. A double bridle should always consist of a broken (simple or double) and a straight bit. Bits can be made out of plastic or metal. Any of the rings or cheeks shown on these plates is permitted with any of the bits.

Various types of curb bits:

6. Half moon curb bit
7. Curb bit with curved cheeks and port
8. Curb bit with loops for lipstrap on the cheeks and with port
9. Curb bit with port and sliding mouthpiece (Weymouth)
10. Curb chain
11. Lipstrap
12. Rubber or leather cover for curb chain

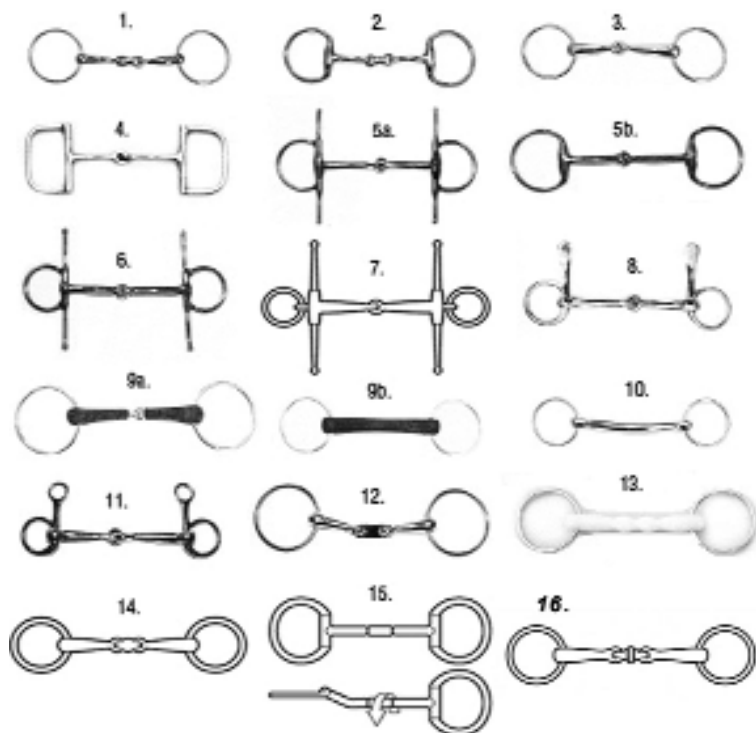


Permitted Snaffles

An ordinary snaffle is a plain snaffle with a straight bar or joint in the center. If a snaffle has two joints, all parts must be rounded and smooth.

In addition, the following types of snaffle are permitted:

1. Ordinary snaffle with double-jointed mouthpiece
2. Ordinary snaffle with double-jointed mouthpiece
3. Ordinary snaffle with jointed mouthpiece
4. Racing snaffle
5. Egg-butt snaffle: (a) with cheeks, (b) without cheeks
6. Other type of snaffle with cheeks
7. Fulmer
8. Snaffle with upper cheeks only
9. Rubber or leather snaffle jointed (a) or unjointed (b)
10. Unjointed snaffle
11. Hanging cheek snaffle
12. Dr. Bristol
13. Happy Mouth (includes loose ring, round ring, dee-ring, flat ring, egg butt, and full cheek styles)
14. Ordinary snaffle with double-jointed mouth piece with lozenge
15. Ordinary snaffle with rotating mouth piece
16. Snaffle with rotating middle piece. Only as illustrated.




Permitted Nosebands



Flash
Noseband



Drop
Noseband



Crossed
Noseband



Gavesson
Noseband

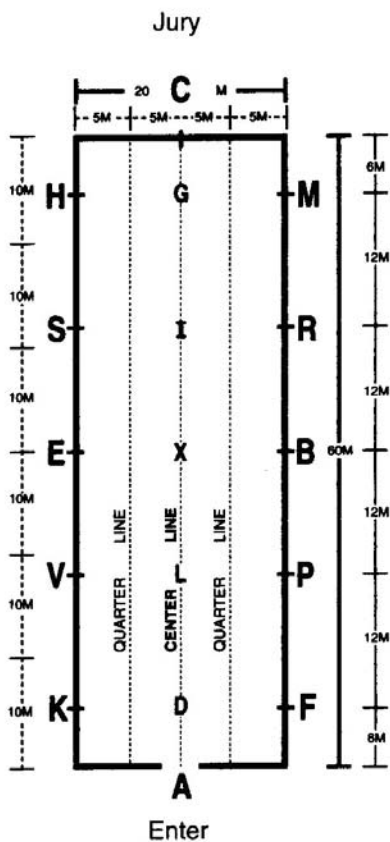


Micklem bridle EC 4/19/10 Effective immediately

APPENDIX 5 - EVENTING - DRESSAGE ARENAS

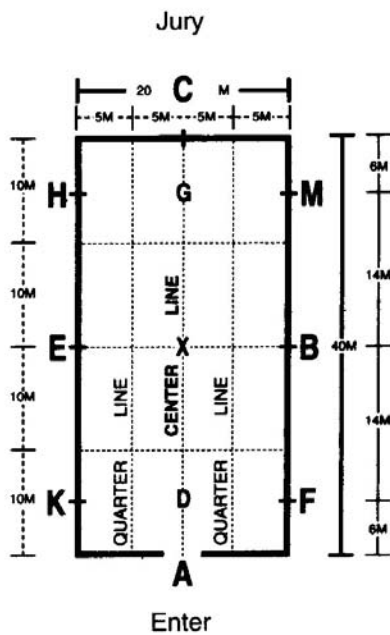
STANDARD ARENA
(20m x 60m)

Diagonal Length:
63.25 m = 207'6"



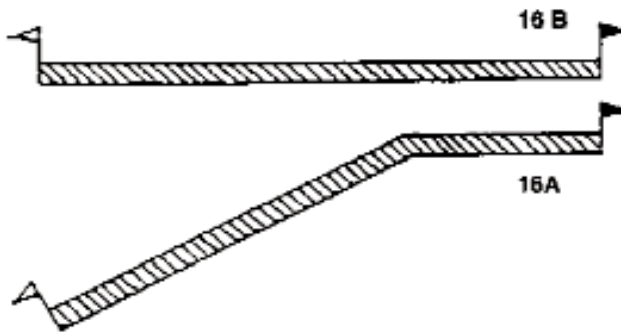
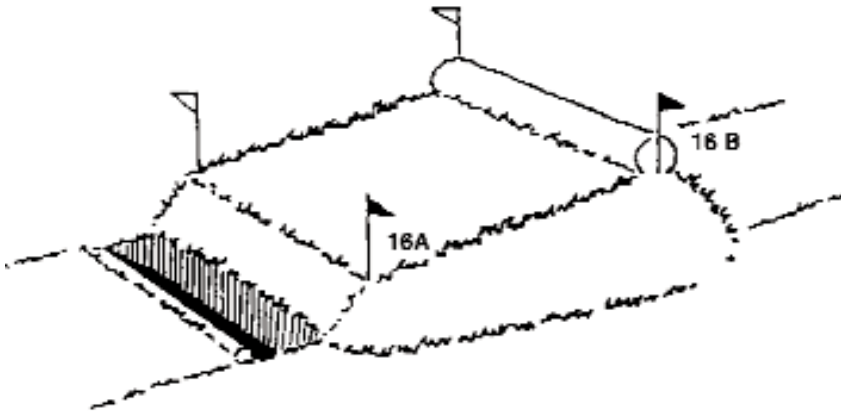
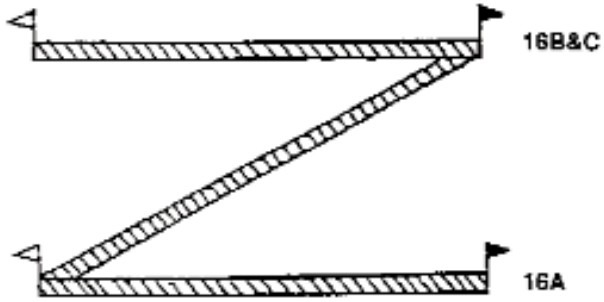
SMALL ARENA
(20m x 40m)

Diagonal Length:
44.72 m = 146'9"

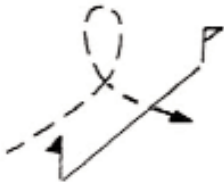


EV-EVENTING

APPENDIX 6 - EVENTING - CROSS-COUNTRY OBSTACLES WITH SEVERAL ELEMENTS



APPENDIX 7 - EVENTING - DIAGRAMS OF FAULTS AT CROSS-COUNTRY OBSTACLES



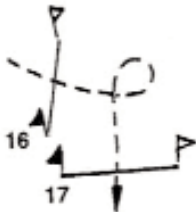
Not presented initially
(0 penalties)



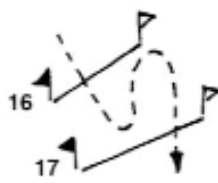
Run-out
(20 penalties)



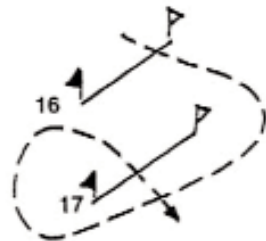
Run-out
(20 penalties)



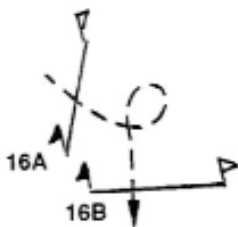
Not presented at 17
(0 penalties)



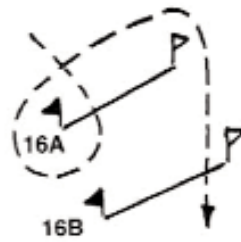
Run-out
(20 penalties)



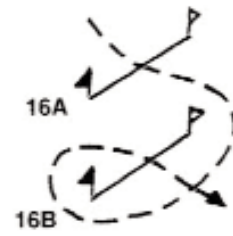
Not presented at 17
(0 penalties)



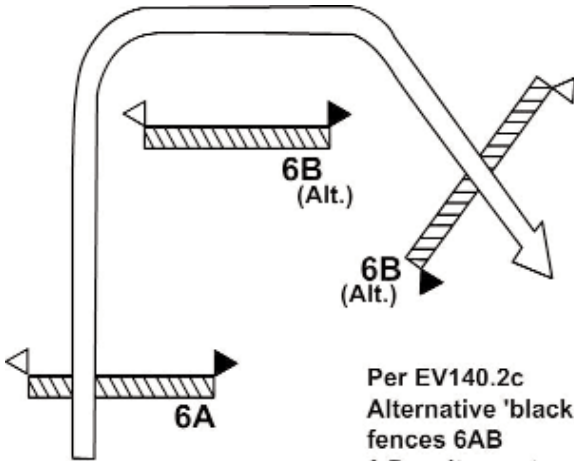
Circle
(20 penalties)



Circle
(20 penalties)



Circle
(20 penalties)



Per EV140.2c
**Alternative 'black flag'
 fences 6AB**
**0 Penalty - not presented at
 other alternative**

EC 2/16/10 Effective immediately

APPENDIX 8 - SPECIFICATIONS FOR *THREE* DAY EVENTS

- Objective- *Three*-Day Events provide experience for competitors and horses in the four-phase cross-country test.
- Participation-A horse may be entered in a *Three* Day Event without having fulfilled the qualifications noted in Appendix 3 *provided the qualifications have been fulfilled by the closing date for entries. BOD 1/17/10 Effective 4/1/10*
- Tables of Speeds, Times, Distances and Jumping Efforts -
- Dimensions—For cross-country and jumping obstacles - see Appendix 2. The height of the fixed part of steeplechase obstacles shall not exceed 1 meter (3'3").

Cross Country	Training	CCN 1* Preliminary
A	220 mpm, 10-16 min. 2200-3520m	220 mpm, 16-20 min. 3520-4400m
B	<i>500-520 mpm, 2.5 or -3 min. 1250 -1560m</i>	<i>570-640 mpm, 3 or-3.5 min. 1710-2240m</i>
Jumping Efforts	4-6 Height of Brush fence <i>3'11"</i>	<i>5-7</i> Height of Brush fence 4. <i>3"</i>
C	<i>160 or 220 mpm</i> , 15-25 min. 3200-4000m	<i>160 or 220 mpm, 20-30 min.</i> 4400-6600m
D	450-470 mpm 5-7 min. <i>2250-3150m @450mpm or 2350-3290m @470 mpm</i>	520 mpm, 6-8 min. <i>3120-4160m</i>
Efforts, maximum	<i>20-28</i> There should not be more than one effort per commenced 120 m <i>@ 470 m or no more than one effort per commenced 110m @450m.</i>	<i>24-32</i> There should not be more than one effort per commenced 130m.
Jumping	Training Level	Preliminary
Speed Allowed Length Height	<i>See Appendix 2</i>	<i>See Appendix 2</i>

BOD 1/17/10 Effective 4/1/10

CHAPTER FR

FRIESIAN AND PART-BRED FRIESIAN

SUBCHAPTER FR1 GENERAL QUALIFICATIONS

- FR101 Eligibility to Compete.
- FR102 Falls.
- FR103 Shoeing and Hoof Specifications.
- FR104 Conformation for all horses (Refer to In Hand section for exceptions to the general conformation rules).

SUBCHAPTER FR-2 IN HAND

- FR105 Purebred Friesian.
- FR106 Part-Bred Friesian.
- FR107 General.
- FR108 Presentation.
- FR109 Appointments.
- FR110 Attire.
- FR111 Dressage and Sport Horse In-Hand.
- FR112 Friesian Baroque In Hand.
- FR113 Get of Sire and Produce of Dam (Specialty In-Hand Classes).
- FR114 Judging Criteria.
- FR115 Class Specifications.
- FR116 Championships.

SUBCHAPTER FR-3 PARK HORSE

- FR117 General.
- FR118 Qualifying Gaits.
- FR119 Appointments.
- FR120 Attire.
- FR121 Judging Criteria.

SUBCHAPTER FR-4 ENGLISH PLEASURE SADDLE SEAT

- FR122 General.
- FR123 Qualifying Gaits.
- FR124 Appointments.
- FR125 Attire.
- FR126 Judging Criteria.

SUBCHAPTER FR-5 COUNTRY ENGLISH PLEASURE- SADDLE SEAT

- FR127 General.
- FR128 Appointments.
- FR129 Qualifying Gaits.
- FR130 Friesian Country English Pleasure Class Specifications.

SUBCHAPTER FR-6 ENGLISH PLEASURE—HUNT SEAT

- FR131 General.
- FR132 Appointments.
- FR133 Qualifying Gaits.
- FR134 English Pleasure - Hunt Seat Class Specifications.

SUBCHAPTER FR-7 DRESSAGE

- FR135 General.

SUBCHAPTER FR-8 DRESSAGE HACK

- FR136 General.
- FR137 Appointments.
- FR138 Qualifying Gaits and Class Specifications.

SUBCHAPTER FR-9 DRESSAGE SUITABILITY

- FR139 General.
- FR140 Appointments.
- FR141 Qualifying Gaits and Class Specifications.

SUBCHAPTER FR-10 HUNTER HACK

- FR142 General.
- FR143 Appointments.
- FR144 Qualifying Gaits.
- FR145 Class Specifications.

SUBCHAPTER FR-11 ENGLISH SHOW HACK

- FR146 General.
- FR147 Appointments.
- FR148 Qualifying Gaits.
- FR149 Class Specifications.

SUBCHAPTER FR-12 SHOW PLEASURE DRIVING

- FR150 General.
- FR151 Qualifying Gaits.
- FR152 Appointments.
- FR153 Attire.
- FR154 Show Pleasure Driving Class Specifications.

SUBCHAPTER FR-13 TRADITIONAL DRIVING - FRIESIAN SJEES TRADITIONAL SHOW DRIVING

- FR155 General.
- FR156 Appointments.
- FR157 Attire.
- FR158 Qualifying Gaits.
- FR159 Class Specifications.

SUBCHAPTER FR-14 CARRIAGE DRIVING

- FR160 Carriage Pleasure Driving.

SUBCHAPTER FR-15 WESTERN PLEASURE

- FR161 General.
- FR162 Appointments.
- FR163 Qualifying Gaits.
- FR164 Western Pleasure Class Specifications.

SUBCHAPTER FR-16 TRAIL

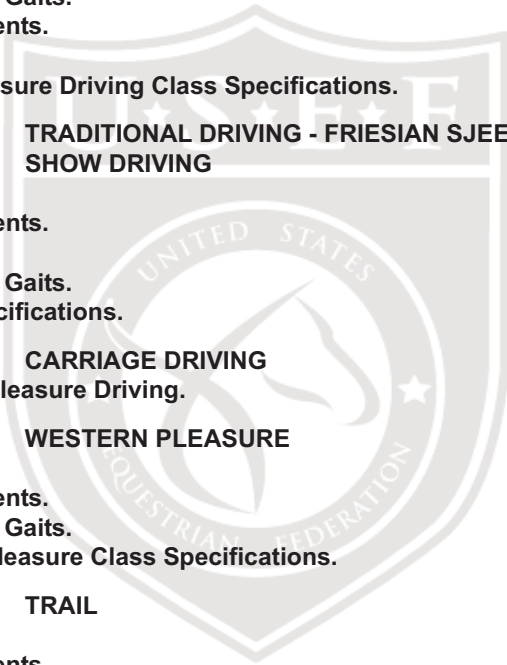
- FR165 General.
- FR166 Appointments.
- FR167 Judging Criteria.

SUBCHAPTER FR-17 TRAIL IN HAND

- FR168 General.
- FR169 Appointments.
- FR170 Attire.
- FR171 Judging Criteria.

SUBCHAPTER FR-18 JUNIOR EXHIBITOR EQUITATION

- FR172 General.
- FR173 Saddle Seat Equitation.
- FR174 Hunter Seat Equitation.
- FR175 Western Seat Equitation.
- FR176 Walk-Trot Equitation—10 and Under.
- FR177 Lead line Equitation Walk-Trot 10 & under.



FR178 Lead line Equitation—6 and under.

SUBCHAPTER FR-19 COSTUME

- FR179 General.
- FR180 Appointments.
- FR181 Period Costume.
- FR182 Fantasy Costume.
- FR183 Armor Costume.
- FR184 Qualifying Gaits.
- FR185 Class Specifications.

SUBCHAPTER FR-20 TANDEM RIDING

- FR186 General.
- FR187 Appointments.
- FR188 Attire.
- FR189 Qualifying Gaits.
- FR190 Tandem Class Specifications.

SUBCHAPTER FR-21 MISCELLANEOUS

- FR191 Walk—Trot.
- FR192 Liberty Class.





CHAPTER FR

FRIESIAN AND PART-BRED FRIESIAN

For more information contact:

The International Friesian Show Horse Association

<http://www.friesianshowhorse.com/>

By email: ifsha@friesianshowhorse.com

SUBCHAPTER FR1 GENERAL QUALIFICATIONS

FR101 Eligibility to Compete.

1. Horses shown in this division must have been issued a membership certificate from International Friesian Show Horse Association (IFSHA) confirming verification of Friesian heritage and identity with IFSHA or have an application applied for IFSHA recognition at the competition. Refer to FR101.2.

a. Horse Owners/lessees competing in Purebred & Part-Bred Friesian USEF licensed competitions must be members in good standing with the International Friesian Show Horse Association (IFSHA). In order to compete, horse owners/lessees must provide a copy of their IFSHA membership card and a copy of the horse's IFSHA membership certificate with entry form at the time of making entry prior to the competition, presenting to the competition office at the time of entry or by applying for their membership card and horse membership certificate at the competition but before the competition number will be released.

b. Individuals signing the USEF Entry Agreement (i.e. rider, driver, handler, agent of an owner, and trainer) for horses competing in the Friesian division must be members of IFSHA or pay to IFSHA a non member fee for each competition in which competing. Horse owners/lessees must be members of IFSHA as required in FR101.1a. Exception: When a parent/guardian is signing for a minor, they do not have to be IFSHA members or pay the IFSHA non-member fee.

2. Any Friesian bred horse regardless of color, height and/or registry that can prove its Friesian heritage and identity is eligible to compete provided that the horse and the horse's owner/lessee are IFSHA members in good standing, and the horse has been issued an IFSHA membership certificate or application applied for through the competition office.

a. Horses and/or horse owners/lessees can make application for membership to IFSHA at a USEF licensed competition provided that the following items are given to the competition secretary prior to the release of the competition number.

(1) IFSHA Membership application or membership card for horse owner/lessee

(2) IFSHA Membership application for horse

(3) Payment in full

(4) Proof of Friesian Heritage, which shall include a copy of the horse's breed registry registration certificate.

(5) Proof of Permanent Identification (IFSHA Equine Identity Record form must be completed if proof of identification does not appear on the horse's breed registration certificate) See FR101.3

b. The competition secretary will forward these forms directly to IFSHA during or within 10 calendar days of the competition. IFSHA membership forms for horse and horse owner/lessee can be located on the IFSHA web site at www.friesianshowhorse.org under "Join IFSHA." A horse's Equine Identity Record form can be found in the IFSHA "Forms Library" section.

c. IFSHA is responsible for notifying USEF if an IFSHA membership application for horse and/or owner taken at the competition is not in compliance.

3. All horses must have a permanent identification mechanism. Acceptable forms of identification are freeze marks, tattoos, brands, tongue codes or RFID micro chips that can be verified back to the horses breed registry certificate, or a certification of administration by a licensed doctor of veterinary medicine. IFSHA and its assigns reserve the right to validate identification of a horse at any time, inclusive of DNA verification by mane or tail hair sampling.

4. All horses must be registered with a foreign or domestic registry that maintains proof of Friesian heritage through DNA testing and record maintenance. IFSHA and its assigns

reserve the right to validate the horse DNA at the horse owner's expense in the event that a protest or grievance has been filed with IFSHA and/or the USEF.

- a. Part-Bred Friesians must have at least 50% pure Friesian blood and one pure blood Friesian parent (exception: horses that have competed in any Friesian and Part-bred Friesian Division class at a Federation licensed competition prior to January 1, 2006.)
5. Friesian Bred Horses are not considered mature until the age of six. A Junior Horse is one that is three to five years of age and a Senior Horse is six and older.
6. Purebred Friesians and Part-Bred Friesians cannot compete in the same classes.
7. Purebred Friesians and Part-Bred Friesians cannot be shown under saddle until they are three years old.
8. Purebred Friesians and Part-Bred Friesians cannot be shown in any driving class until they are three years old.
9. Substitution of a horse or horses may be made in classes where more than one horse represents an entry (i.e. Four In Hand, Tandems). In such cases substitution of up to three horses in a Four In Hand or one horse in Tandem Riding may be made. If a horse is sold or injured after the closing of entries exhibitor may post enter another horse in the same class (see GR911).
10. Horses must be serviceably sound and in good condition. Horses showing evidence of lameness will be excused from the ring. Eyesight; horse must possess one eye that is not visually impaired. One eye prosthetic or an eye that is damaged/impaired either by illness, injury, or due to birth defect is permissible in all performance classes. Exceptions; In Hand, Western Trail, Hunter Hack, and Combination Drive, Ride, and Jump classes.
11. The use of, or application of, to or into any horse (other than legal levels of allowed medications) any foreign or caustic substance, such as ginger, mustard, pepper, or abrasives which would alter or influence a horse's natural carriage, movement or behavior, is prohibited.
12. The injecting of any foreign substance into a horse's tail, ears, the cutting of tail ligaments, soreing or maiming of feet, or any such practice which would alter or influence a horse's natural carriage, movement or behavior, is prohibited.
13. Horses must be shown without artificial appliances (see GR802.2). Anything that alters the intended use of equipment as provided for in the description of appointments for a given class is considered to be an artificial appliance. This includes but is not limited to tongue ties and/or mouth ties (see GR802.2). Gag bits of any type are prohibited in any discipline/section. Action produced by artificial methods shall be penalized. The use of any devices or aides that alter the natural movement of the horse (such as chains, shackles, rubber bands) are strictly prohibited at any competition. Any animal with prohibited equipment must be disqualified from further competition and forfeit all entry fees and winnings.
 - a. Half cup blinkers are permitted during warm up and are not considered an artificial appliance.
14. Judges may penalize contestants who do not conform to rules regarding appointments, tack and attire. Exception: Refer to appropriate division rules for Dressage, Carriage Pleasure Driving, Junior Exhibitor Equitation and Western classes.
15. Abusive Treatment: Excessive use of whip or other abusive equipment on a horse, inside or outside the arena is forbidden, constitutes a violation under Chapter 7, and renders the offender subject to penalty. The show committee must bar violators from further participation for the remainder of the competition (See GR839.)
 - a. Judges must excuse from the ring any horse shown In Hand that possesses a whip mark or welt on any portion of the horse.
 - b. A whip mark or welt shall be defined as an inflammation of skin resulting in a swelling, and in extreme cases, a laceration or abrasion.
16. Stallions may be exhibited by individuals in any class/discipline. Exception: Stallions are prohibited in Showmanship, Walk/Trot Equitation and Lead Line classes.
17. For protective headgear requirements and information please see GR801.2 through GR801.7.
18. The use of color changing products on purebred Friesians and Part-Bred Friesians in order to change the natural color variations such as brown or white on the mane, tail, head, body and/or legs/hooves shall result in elimination from the class.
19. The use of black or clear hoof polish is permissible.
20. Braiding exceptions should refer to each discipline section.
21. Purebreds should be shown in their natural splendor with full mane, tail and feathering.

22. Part-Breds should be shown in their natural splendor with full mane and tail. Part-Breds leg hair may be clipped from the back of the coronary line to the upper cannon bone.
23. If a bridle path is clipped, it is recommended that it not exceed a maximum of two inches. No bridle path is preferred. The addition of supplemental hair in manes, tails or feathers shall be cause for disqualification from the class.
24. The use of glitter or other such exterior body products while showing is prohibited (Exception: Costume Classes).
25. The showing of Purebred and Part-Bred Friesians in the same class is generally not permitted. Exception to this provision can only be granted by IFSHA Board of Director's approval only. Consideration for such an exception will be reviewed by the IFSHA Board of Directors on a case by case basis. If Purebred Friesians and Part-Bred Friesians are IFSHA Board approved to be shown in the same class, the entries must be judged and awarded separately just as if the class was conducted separately. Exception: In Junior Exhibitor Equitation Purebred and Part-bred horses may be judged in the same class.
26. Qualification of a class or Grand National entry of more than one horse per entry; at least one horse of the original qualifying group must show in the respective championship class or Grand Nationals.
27. Championship classes - To be eligible, horses must have been entered, shown, and judged in a designated class at the qualifying competition.
- Exception: IFSHA Regional and Nationals - it is not required to compete in a qualifying class in order to compete in a championship class. Exception to GR809.2.

FR102 Falls.

- The fall of horse and/or rider does not disqualify the competitor unless due to bad manners of the horse. Exceptions: Show Hack, Western Pleasure and Trail.
- A fall in the Show Hack, Western Pleasure and Trail class requires elimination.

FR103 Shoeing and Hoof Specifications.

1. General:

- Horses may be shown flat shod "hoof next to shoe" with no pad or with shoes on the front feet and barefoot on the hinds, or may be shown without shoes. Horse may also be shown with a pad and/ or wedge with shoe as stated in this section.
- No shoes permitted on horses less than 2 years of age.
- In the event that a shoe is cast during a class, the shoe and hoof are to be inspected for compliance to the rules as stated in this section. Shoe weight is to be taken for documentation purposes, and standard grievance procedures are to be adhered to (See GR804.).

2. Hoof Specifications:

- The maximum hoof length for barefoot horses is set at 5 inches and shod horses at 5 1/2 inches. This measurement is obtained from the coronary band in the center from the skin line on the lower side of the coronary band to the ground. The skin line on the lower side of the coronary band is to be defined by palpation (see GR510).
- Artificial lengthening of the hoof wall is prohibited.
- Use of any kind of material other than hoof packing material and/or hoof repair material, in or around the hoof is strictly prohibited.

3. Shoes:

- Any machine made (keg) or hand made shoe is allowable made of magnetic steel, mild steel, or aluminum that is uniform in width and thickness from toe to heel. Shoes made of Tungston Carbide are not permissible.
- Shoe must not exceed the dimensions of 1 1/4 inches wide by 1/2 inch thick.
- The shoe is not to extend more than 1/4 inch beyond the hoof in front, and shall not exceed beyond 1/4 inch of the bulb of the heel when a perpendicular line is drawn from the bulb of the horse's heel to the ground.
- Weighted shoes (toe, side or heel weighted) are prohibited.
- The weight of shoe, not including nails, should be proportionate to the horses' height and weight. Excessive weight, or weight that causes unnatural action/movement is prohibited.
- Bar Shoes: Flat egg bar, straight bar, heart bar and wedge bar shoes are prohibited. A bar welded to the bottom of the shoe that extends below the shoe's surface is prohibited.

- g. Clips—It is most desirable for clips to be drawn from the source material of the shoe. Welded clips are allowable as purchased on keg shoes if the overall height of the clip is 1 inch or less. No more than three clips per shoe. Side clips must be set at or ahead of the widest part of the hoof.
- h. Caulks are not permitted.
- i. Borium is allowed on the toe and heel areas of the shoe for traction. Application of borium, should not exceed 1/4 inch in height, and 1 1/2 inches of area at the toe and heels.

4. Pads and Wedges:

- a. A single full pad or a single rim pad may be used. Pads may be made of the following materials; leather, rubber, and plastic and are not to exceed 3/8 of an inch in thickness.
- b. Wedges: A plastic wedge that does not exceed a four degree angle is permissible.
- c. Corrective shoeing with a wedge and artificial hoof material shall be allowed in the show ring when applied to one hoof only, for the purpose of mending a broken hoof or hoof wall. The mended hoof must match the corresponding natural hoof.

FR104 Conformation for all horses (Refer to In Hand section for exceptions to the general conformation rules).

1. Conformation

- a. **The head** is relatively short and the width is proportional to the length. The ears are small and alert with the tips pointing slightly toward each other. The eyes are large and shining. The nasal bone is slightly hollow or straight; nostrils are wide. The lips are closed and the teeth meet properly. The jaw bones are not heavy and are spread wide apart to allow the horse to breathe easily while at work. The head is set gracefully on the neck with adequate space for the throat. Overall, the head is dry and expressive and blends smoothly into the neck.
- b. **The neck** is lightly arched at the crest. It is long enough for the horse to bend properly and is adequately muscled. The neck is set on high and the lower neckline does not bulge between the throat and the chest.
- c. **The withers** are well developed, prominent and, in particular, blend gradually into the back.
- d. **The back** is not too long and is well muscled. A slightly low back is allowed.
- e. **The loin** is wide, strong and well muscled and makes a smooth transition into the croup.
- f. **The croup** is of good length and slopes slightly downward; it is wide and muscular. It neither forms a point nor is overly rounded.
- g. **The tail** is not set on too low.
- h. **The gluteal muscle** is long and well developed.
- i. **The shoulders** are long and sloping and are set widely enough apart to form a good chest, which is neither too wide nor too narrow.
- j. **The ribs** are long and curved, supplying ample space for the heart and lungs, without being rotund. The belly maintains sufficient depth towards the rear.
- k. **The legs**—The forelegs are properly positioned and when viewed from the front, are set parallel with a hoof-width of space at the ground. Viewed from the side, they are perpendicular down through the fetlock joint. The cannon bone is not too long; the forearm, however, has good length. The pastern is resilient, of good length and is at a 45 degree angle to the ground. The hooves are wide and sound.
- l. **The hind legs**, viewed from the rear, are straight. Viewed from the side, the legs are set directly under the hind quarters and are strong with good, sound hooves.
- m. **The hind cannon** is a little longer than in front; the gaskin is long, with well developed muscle. The angle at the hock is approximately 150 degrees; the rear pasterns are at a 55 degree angle to the ground.
- n. **The joints** in the legs are dry, well-developed, and provide a good foundation for the tendons and ligaments.
- o. **The body overall** appearance is more nearly a rectangle than a square. When the shoulder is long and sloping, the back is not too long, and the croup is of adequate length, the ratio of fore-, middle- and hind quarters can be an ideal 1:1:1. The horse is neither too massive nor too light.

2. To be rewarded for all horses:

Strong, powerful hind quarters, a luxurious horse that is not too heavy, but has ample power, a long, sloping shoulder, hard, dry legs, light-footed movements with a moment of suspension, size neither too small nor too large. Sufficiently long and well muscled forearm and gaskin, strong, smooth transition from loin to croup; long and well developed gluteal muscle, good, wide hooves with proper heels, good head/neck connection, an honest character, eager to work and stamina.

3. To be penalized for all horses:

General lack of development, disproportion between the regions and body dimensions, more undesirable the lengthened lines than the shorter lines. Concave frontal nasal profiles and equally the ultra convex and, objectionable, the convex. Excessively voluminous head, ears too big, fallen, too closely set and with abnormal movement. Forehead too wide and flat in transverse (crosswise) direction. Orbital arches protruding and eyes bulging or round. Nose square and wide, nostrils round. Thick cheek and with profile too angular. Neck too short, inserted too low or too compact at its union with the head. Narrow trunk and little heart girth (depth). Low withers or not defined. Narrow chest and overall collapsing. Ribs smooth in the upper third or excessively round, horizontal, double or broken, flat as a desk, destroyed or broken of high back or delayed back; of a discontinuous profile. Tail set too high or too loosely set. Extremities with deviations from the plumb. Pasterns too long or excessively short and vertical. Movements displaying poor elevation, irregular tempo or excessive winging. (Refer to the Rule Book for the definition of winging.)

SUBCHAPTER FR-2 IN HAND

FR105 Purebred Friesian.

1. Purebred Friesians should be black, sun fading is permissible. Mares and geldings that are overall colored as chestnut or brown are permissible, though not desirable, and shall be penalized accordingly. Stallions that are overall colored as chestnut or brown shall be severely penalized. A small star on the forehead and obvious injury spots due to blanket or equipment rubs are permissible.
2. Height; the desired height for a mature purebred Friesian will range between 15.1 (equal to 155 cm)—17.3 (equal to 180 cm) hands. Deviation from the desired height shall not be penalized.
3. Horse should display feathering that is age appropriate. Lack of feathering shall not be penalized.

FR106 Part-Bred Friesian.

1. No color preferences are given, nor should deviation from Purebred color standards be penalized. Part-Bred Friesians may come in various colors. Obvious injury spots due to blanket or equipment rubs are possible.
2. The overall presentation conformation should be correct and appealing to the judge.
3. Height; the mature Part-Bred Friesian may vary without penalty.
4. Feathering is not required; lack of feathering should not be penalized.

FR107 General.

1. Horses must be in compliance with the General Qualifications section, Shoeing and Hoof section, and Conformation section (refer to exceptions in this section).
2. There shall be separate In Hand classes for Purebred and Part-Bred horses.
3. Horses should model with front legs and one rear cannon bone perpendicular to the ground. Front legs should be square. Back legs should be positioned either square or with one slightly behind the other, to give a clear view of the hocks.
4. Part-Bred Friesians shall not be penalized for colors other than black.
5. Purebred & Part-Bred Friesian shall abide by the following guidelines for clipping:
 - a. Horses may be clipped over their muzzle, jaw, cheek bones and ears. They may only have guard hairs clipped around their eyes. Horses may have a maximum of a 2 inch bridle path clipped. Manes and tails shall not be clipped with the exception of banging the tail.
 - b. At no time shall the full feathers be clipped with the exception of clipping a small amount of pastern hair for the prevention of scratches. Clipping for the prevention of scratches shall not be penalized.

- c. Part-Breds only, leg hair may be clipped from the back of the coronary line to the upper cannon bone.
6. Specialty In Hand classes do not qualify for Championships.
7. Judges must excuse from the ring any horse or exhibitor who is unruly or may threaten or endanger others.
8. The braiding of manes is optional for sport horses and shall not be penalized.
9. Bandages of any kind are prohibited.
10. In classes with foals shown with their dams, each foal must have its own handler. At no time shall foals be allowed loose in the class.
11. Handlers & Whip Runners: Two people are allowed per horse. One shall be designated a handler, the other a whip runner. Each person may carry a whip (and/or the whip runner may carry one standard lunge whip). At no time may whips have any additional equipment attached to them (i.e. plastic bags, etc.). Use of bags and cans inside the arena is prohibited, and shall result in immediate dismissal from the arena. Treats are permissible in the arena.

FR108 Presentation.

1. In Hand Classes on the Rail - Entries shall enter single file counterclockwise at the trot. Line up on the far rail single file, nose to tail. Horses shall be presented individually to the judge for inspection. Handlers shall follow the judge's direction to present horses in both directions at the walk and trot. After which time they will return to line on the far rail for final presentation/judging.
2. Typical Friesian characteristics are desired for conformation. Refer to FR104.
3. Desired movement for both Purebred and Part-bred Friesians:
 - a. The walk shall be relaxed, forward and balanced while over striding from the hindquarters.
 - b. Horses showing on the rail at the trot shall exhibit good impulsion and power from the hind quarters at the trot.
 - c. The trot shall show good suspension, while being balanced with even cadence in the stride.
 - d. Movement may either be long and low of Dressage quality or a more animated higher stride.
 - e. Neither shall be penalized over the other.

FR109 Appointments.

1. For Purebred Friesians traditional white In Hands and bridles are encouraged but not mandatory for In Hand classes. In Hands and bridles may be constructed of leather or nylon. Bridles should reflect the discipline in which the horse is being shown. Horses being presented as Dressage entries shall be shown in an appropriate Dressage bridle with snaffle bit only with rein/lead attached.
2. Gag and twisted bits of any type are prohibited.
3. Horses under the age of 2 shall be shown in In Hand only. Horses age 2 and over shall be shown in a bridle with a bit appropriate to the discipline they are showing under.
4. Nosebands are optional. Figure eight nosebands and flash nosebands are not allowed.
5. A split or single chain lead may be used instead of a rein.

FR110 Attire.

Attire shall consist of either a white shirt, white pants (white denim is allowed) with a dark colored tie, or a polo or collared shirt with casual conservative color pants. Championship and evening In Hand attire may consist of more formal attire. Denim pants (except white denim) are prohibited. Farm Logos are prohibited on attire or equipment.

FR111 Dressage and Sport Horse In-Hand.

1. Horses shall be shown individually on the triangle at the judge's discretion (refer to diagrams in DR209). At the beginning of a class handlers will be asked to bring horses into a holding area. Following a posted or announced order of go, entries will approach the judging area one at a time, walk to the apex of the triangle and await the judge's request to proceed on the triangle. The handler will lead the horse on the perimeter of the triangle at walk and trot in a clockwise direction, returning to the apex. Horses may be judged for conformation prior to or following triangle presentation. At completion of judging, the handler will lead

horse away from the judging area promptly. After all horses have been shown on the triangle, some or all may be recalled to be shown at a walk and trot.

2. Desired movement for both Purebred and Part-bred Friesians:
 - a. During sport horse In Hand classes the walk shall be relaxed, forward and balanced while overstriding from the hindquarters.
 - b. Horses showing on the triangle shall exhibit good impulsion and power from the hindquarters at the trot.
 - c. They shall show good suspension, while being balanced with even cadence in the stride.
 - d. Movement may either be long and low of Dressage quality or a more animated higher stride. Neither shall be penalized over the other.

FR112 Friesian Baroque In Hand.

1. General: A Baroque Friesian is not a Sport Horse; cross over into the Sport Horse In Hand class is not permitted. A Baroque Friesian is suitable for the collected gaits demanded of a Classical High School horse and still have the power, off all four corners, to move forward quickly in the battle field or carriage. The Baroque Friesian should be high headed and upright; in self carriage, at rest and while at work. He should be agile and strong bodied, characterized by powerful hindquarters, a muscular, arched neck, a straight or slightly convex profile and full, thick mane and tail.
2. Presentation: At the judge's discretion horse may be shown on the triangle (refer to diagrams in DR209) or as In Hand Classes on the Rail (refer to FR108.1).
3. Appointments: Halters or bridles with either snaffle, Pelham, Weymouth, or Kimberwicke bit allowed. Whips are allowed by handler and whip runner. May be shown braided or with natural mane and tail. Ornamental ribbons may be used.
4. Attire: See FR110.
5. Class Specifications: To be judged on Friesian Baroque Type, correct conformation, movement, quality, temperament and general soundness.

FR113 Get of Sire and Produce of Dam (Specialty In-Hand Classes).

1. Classes should have at least two entries, and no more than four per sire or dam, with one handler per horse. More than one entry per sire or dam shall be permitted in the same class.
2. Entries shall be presented under the same specifications as stated in the "In-hand Presentation" section above.
3. Sire or Dam is not to be presented except in the case of any entry with a nursing foal.
4. Entries shall follow the same provisions for appointments as in FR109.3.
5. To be shown and judged under the same specifications as Breeding/In Hand classes (See DR201 through DR211).
6. Ribbons awarded to each of the horses comprising an entry.
7. Emphasis to be placed on reproductive likeness, uniformity, quality of breed characteristics, conformation, and similarity.

FR114 Judging Criteria.

1. Conformation & Movement: Refer to General Qualification Rules. Entries shall be judged 40% on conformation (presence, quality, type) and 60% on movement (natural to the horse). Artificial movement is to be severely penalized. Genetic and/ or non-cosmetic structural defects are discouraged from In Hand and shall be severely penalized.

FR115 Class Specifications.

1. In Hand on the rail, Weanling Filly, Weanling Colt, Colt at 1 year, Filly at 1 year, Colt at 2 years, Filly at 2 years, Gelding, Mare, Stallion, Junior Horse, and Senior Horse classes will be judged 60% on movement and 40% on conformation.
2. In AMATEUR, AMATEUR OWNER, and JUNIOR EXHIBITOR classes, horses will be judged 50% on movement, 40% on conformation and, 10% manners.
3. In Get of Sire or Produce of Dam classes horses will be judged on 50% movement, 40% conformation, and 10% reproductive likeness.

FR116 Championships.

1. In the Breeding and In-Hand section, the Championship and Reserve Championship will be awarded to horses that have placed first or second in their qualifying classes. First and second place horses from all classes must compete in their respective championship

classes or forfeit their prizes. (Exception: Should any first or second place winners in a qualifying class not compete for the Championship or be disqualified for being unsound, being unruly or not performing the class routine in the Championship class, the horse receiving the next highest ribbon in the qualifying class shall have the option of moving up for the championship and reserve only.) After the Championship has been awarded, the second place horse from its age group shall move up to the front line and be judged equally with the remaining first place horses for Reserve Championship.

2. If a show Grand Championship is held, yearlings and weanlings are not eligible to participate.

SUBCHAPTER FR-3 PARK HORSE

FR117 General.

1. All horses must adhere to rules in Subchapter FR1-General Qualifications.
2. Light hand contact must be maintained.
3. The judge may not request that gaits be performed only on the snaffle or the curb.
4. It is imperative that horses use natural movement, give the distinct appearance of being pleasurable to ride and display a pleasurable attitude. Vitality and presence are highly desirable and obedience to the rider is of prime importance.
5. For shoeing regulations, see FR103, Shoeing and Hoof Specifications.
6. Exhibitors shall enter at an animated trot in a counterclockwise direction. All horses shall be worked at all gaits both ways of the ring.
7. Horses must be brought back to the walk before being asked to transition between the trot and canter.
8. In the lineup, horses must stand quietly and may be asked to back individually or as a group.

FR118 Qualifying Gaits.

1. All gaits must be performed with willingness and obvious ease, cadence, balance and smoothness. Park horses should be very animated with bold and expressive movement at all gaits. Artificial movement is to be severely penalized.
2. Animated Walk - A two or four-beat gait which is highly collected exhibiting much "primp" at a slow regulated speed with good action and animation. It should have snap and easy control. It is performed with great style, elegance and airiness of motion.
3. Animated Trot - A two-beat gait which is executed in a highly collected manner, speed to be penalized. The horse's energy should be directed toward animation rather than speed. An extended trot is faster, stronger and bolder, with a fuller extension of stride to obtain desired speed. It is executed in a highly collected manner.
4. Canter - A three-beat gait which is to be collected, animated, true, smooth, unhurried, straight and correct on both leads. Loss of form due to excessive speed shall be penalized. The hand gallop is a faster gait, with lengthened stride, but controlled.

FR119 Appointments.

1. Bridles shall be the light show type. Bridoon, full bridles or Pelham bits must be used. Martingales or tie downs are prohibited.
2. Junior Horses may be shown in a snaffle bit; once shown in a full bridle or Pelham bit, they may not go back to a snaffle in the Saddle Seat Pleasure or Park division.
3. A cut back English saddle is required. The girth must be of leather, web, string or other suitable material. Saddle pads are optional.

FR120 Attire.

1. Informal attire consists of traditional saddle seat attire with a derby or soft hat. Formal Saddle Seat riding habits are suggested for classes held after 6:00 p.m. or National and Regional Championship classes. Protective head gear may be worn without penalty (see GR801.4).

2. Spurs, whips or crops are optional.

FR121 Judging Criteria

1. OPEN, MAIDEN, NOVICE, LIMIT, STALLIONS, MARES, GELDINGS. To be shown at an animated walk, animated trot and canter. To be judged on movement natural to the horse, brilliant performance, presence, quality, type, manners and conformation.
2. AMATEUR, AMATEUR OWNER, LADIES, GENTLEMEN, JUNIOR EXHIBITOR. To be shown at an animated walk, animated trot and canter. To be judged on movement natural to the horse, brilliant performance, manners, type, quality, and conformation.
3. JUNIOR HORSE (three to five years of age). To be shown at an animated walk, animated trot and canter. To be judged on movement natural to the horse, quality, brilliant performance, type, conformation and manners.

SUBCHAPTER FR-4 ENGLISH PLEASURE SADDLE SEAT

FR122 General.

1. All horses must adhere to rules in Subchapter FR1-General Qualifications.
2. Light hand contact must be maintained.
3. The judge may not request that gaits be performed only on the snaffle or the curb.
4. It is imperative that horses use natural movement, give the distinct appearance of being pleasurable to ride and display a pleasurable attitude. Vitality and presence are highly desirable and obedience to the rider is of prime importance.
5. For shoeing regulations, see FR103, Shoeing and Hoof Specifications.
6. Exhibitors shall enter at an animated trot in a counterclockwise direction. All horses shall be worked at all gaits both ways of the ring.
7. Horses must be brought back to the walk before being asked to transition between the trot and canter.
8. In the lineup, horses must stand quietly and may be asked to back individually or as a group.

FR123 Qualifying Gaits.

All gaits must be performed with willingness and obvious ease, cadence, balance and smoothness. Pleasure horses should have the ability to give a good pleasurable ride at all paces. Artificial movement is to be severely penalized.

1. Flat Walk - A four-beat gait which is collected at a slow regulated speed with impulsive movement.
2. Animated Trot - A two-beat gait which is executed in a highly collected manner, speed to be penalized. The horse's energy should be directed toward animation rather than speed. An extended trot is faster, stronger and bolder, with a fuller extension of stride to obtain desired speed. It is executed in a highly collected manner.
3. Canter - A three-beat gait which is to be collected, animated, true, smooth, unhurried, straight and correct on both leads. Loss of form due to excessive speed shall be penalized. The hand gallop is a faster gait, with lengthened stride, but controlled.

FR124 Appointments.

1. Bridles shall be the light show type. Bridoon, full bridles or Pelham bits must be used. Martingales or tie downs are prohibited.
2. Junior Horses may be shown in a snaffle bit; once shown in a full bridle or Pelham bit, they may not go back to a snaffle in the Saddle Seat Pleasure or Park division.
3. A cut back English saddle is required. The girth must be of leather, web, string or other suitable material. Saddle pads are optional.

FR125 Attire.

1. Informal attire consists of traditional saddle seat attire with a derby or soft hat. Formal Saddle Seat riding habits are not permitted prior to evening classes except for National and

Regional Championship classes. Protective head gear may be worn without penalty (see GR801.4).

2. Spurs, whips or crops are optional.

FR126 Judging Criteria.

1. **OPEN, MAIDEN, NOVICE, LIMIT, STALLIONS, MARES, GELDINGS.** To be shown at a flat walk, animated trot, and canter. Per judge's discretion, horses may be asked to extend any gait. To be judged on movement natural to the horse, brilliant performance, presence, quality, type, manners and conformation.

2. **AMATEUR, AMATEUR OWNER, LADIES, GENTLEMEN, JUNIOR EXHIBITOR.** To be shown at a flat walk, animated trot, and canter. Per judge's discretion, horses may be asked to extend any gait except in Junior Exhibitor classes. To be judged on movement natural to the horse, brilliant performance, manners, type, quality, and conformation.

3. **JUNIOR HORSE** (three to five years of age). To be shown at a flat walk, animated trot, and canter. To be judged on movement natural to the horse, quality, brilliant performance, type, conformation and manners.

SUBCHAPTER FR-5 COUNTRY ENGLISH PLEASURE- SADDLE SEAT

FR127 General.

1. Competitors enter the ring in a counterclockwise direction, at the normal trot.

2. Light contact must be maintained with all reins at all gaits. A judge may not request that gaits be performed only on the snaffle or curb.

3. Judges are required to consider the performance at each gait equally in adjudicating this class.

4. Cross entries are prohibited between the Friesian Country English Pleasure section and the Friesian English Pleasure, Park and Show Pleasure Driving sections at the same competition.

FR128 Appointments.

1. Bridle shall be light, show type, either single snaffle, single curb, curb and snaffle, or pelham bit. No martingales or tie-downs.

2. English-type saddle. No forward seat saddles allowed. Girth either leather, web, string or suitable material.

3. Informal saddle seat attire is required; no hunt attire. Suggested are conservative colors such as black, blue, grey, beige or brown jacket with matching jodhpurs. Day coat with jodhpurs also permitted. Boots and derby, soft hat or protective headgear required. Protective headgear may be worn without penalty. (See General Rules, GR801) Contrasting hats, vests and/or ties are acceptable.

4. Spurs, whip or crop optional, at the exhibitor's discretion.

FR129 Qualifying Gaits.

It is imperative that the horse give the distinct appearance of being a pleasure to ride. A quiet, responsive mouth is paramount. All gaits must be performed with willingness and obvious ease, cadence, balance and smoothness.

1. Walk, a four-beat gait: To be true, flat-footed and ground covering.

2. Normal Trot, a two-beat gait: To be an overall balanced, relaxed, easy-going trot with elasticity and freedom of movement. High action **MUST** be penalized. Posting is required.

3. Strong Trot, a two-beat gait: To be faster with lengthened stride, maintaining balance, ease and freedom of movement. High action **MUST** be penalized. Posting is required.

4. Canter, a three-beat gait: To be smooth, unhurried, straight and correct on both leads.

5. Hand Gallop: To be a faster gait, lengthened stride and controlled, straight and correct on both leads. Extreme speed **MUST** be penalized.

FR130 Friesian Country English Pleasure Class Specifications.

1. **OPEN, MAIDEN, NOVICE, LIMIT, STALLIONS, MARES, GELDINGS.** To be shown at a walk, normal trot, strong trot, canter and hand gallop. It is mandatory that horses be asked to halt on the rail, stand quietly, back, and walk off on a loose rein at least one direction of the ring. To be judged on attitude, manners, performance, type, quality and conformation, in

that order. It is imperative that the horse give the distinct appearance of being a pleasure to ride. A quiet, responsive mouth is paramount.

2. **JUNIOR HORSE** (three to five years of age). To be shown at a walk, normal trot and canter. It is mandatory that horses be asked to halt on the rail, stand quietly, back, and walk off on a loose rein at least one direction of the ring. To be shown in a light, show type bridle; either single curb or single snaffle, curb and snaffle or pelham bit. To be judged on attitude, manners, quality, type and performance, in that order. It is imperative that the horse give the distinct appearance of being a pleasure to ride. A quiet, responsive mouth is paramount.

3. **AMATEUR TO RIDE, JUNIOR EXHIBITOR TO RIDE, AMATEUR OWNER TO RIDE, ADULT AMATEUR OWNER TO RIDE, JUNIOR OWNER TO RIDE, LADIES, GENTLEMEN.**

To be shown at a walk, normal trot and canter. It is mandatory that horses be asked to halt on the rail, stand quietly, back, and walk off on a loose rein at least one direction of the ring. To be judged on attitude, manners, performance, type, quality, conformation and suitability of horse to rider. It is imperative that the horse give the distinct appearance of being a pleasure to ride. A quiet, responsive mouth is paramount.

SUBCHAPTER FR-6 ENGLISH PLEASURE—HUNT SEAT

FR131 General.

1. All horses must adhere to rules in Subchapter FR1—General Qualifications.
2. Exhibitors shall enter at a trot in a counterclockwise direction. All horses shall be worked at all gaits (walk, trot, canter, and hand gallop) both ways of the ring. Horses entered in Junior Exhibitor Classes shall not be asked to hand gallop.
3. At the judge's discretion horses may be asked to extend any gait except in Junior Horse, Amateur Owner, and Junior Exhibitor classes.
4. In the lineup, horses must stand quietly and may be asked to back individually or as a group.
5. Light hand contact must be maintained.

FR132 Appointments.

1. Bridle shall be Hunter Show type; either snaffle, Pelham, or Kimberwicke bit is acceptable. Full bridles of Hunter type are acceptable (curb and snaffle); however, excessive length of curb shall be penalized. Bridles intended for use specific to other disciplines (i.e. Dressage, Saddle Seat, Western Pleasure etc.) are not permitted. Browbands or cavessons other than Hunter type are not permitted. Saddle Seat style colored browbands/cavessons and/or figure eight nosebands, drop or flash nosebands are not permitted. Martingales of any type, draw reins, artificial appliances, boots, and bandages are prohibited. Bit converter straps may only be used by Junior Exhibitors. Hunting style breastplates are allowed, although there may be no martingale or draw rein type attachments used with the breastplate. A judge at his/her own discretion may penalize a horse with non-conventional types of bits or nosebands.
2. English Hunt, close contact, all-purpose, or sidesaddles are permitted.
3. Manes and tails may be braided, and braiding is encouraged, however unbraided manes and tails are not to be penalized.
4. Riders should wear coats of a traditional Hunt style. Coats should be of a conservative color (such as black, navy, or other dark customary colors) and of a material appropriate for area and season. Traditional light colored breeches or jodhpurs with black or brown boots should be worn. Gloves are optional. Traditional Hunt caps or safety helmets are to be worn. ASTM-SEI approved safety helmets may be worn by Junior riders and are recommended for all riders.
5. Unrowelled spurs and crops are optional.
6. Shadbellys and top hats are not allowed.

FR133 Qualifying Gaits.

1. Horses shall be shown at the walk, trot, canter, and hand gallop both ways of the arena. No more than 8 horses shall be asked to hand gallop at one time. Horses shown in Junior Exhibitor classes shall not be asked to hand gallop.

2. The horse should move freely forward with even, ground covering strides. The horse should exhibit a comfortable, balanced, consistent way of going while maintaining a frame suitable for a hunter.
3. Excessive speed at any gait will be severely penalized.

FR134 English Pleasure - Hunt Seat Class Specifications.

1. In OPEN, MAIDEN, NOVICE, LIMIT, STALLION, MARE, and GELDING classes, horses will be judged on performance, manners, type, quality, and conformation except as noted below.
2. In AMATEUR, AMATEUR OWNER, LADIES, GENTLEMEN, and JUNIOR EXHIBITOR classes, horses will be judged on manners, performance, type, quality, and conformation.
3. In JUNIOR HORSE classes, horses will be judged on quality, type, performance, conformation, and manners. A Junior horse is one that is 3, 4, or 5 years old.

SUBCHAPTER FR-7 DRESSAGE

FR135 General.

1. Dressage classes held in the Friesian Division to be conducted in accordance with Dressage, Chapter DR, except as stated herein:
 - a. Exception to DR119.1: No horse may compete in any under saddle class until it is three years old.
 - b. Exception to DR119.2: Horses are limited to three Dressage tests per day.
 - c. Exception to DR121.7: False tails are not permitted.
 - d. Exception to DR122.1: Tests may be read during any Final or Championship Event.
 - e. Exception to DR126.3: Ride times may be changed at management's discretion.
 - f. Exception to DR126.14: Does not apply to the Friesian division.
 - g. Exception to DR129: Horse in Quadrille and Pas de Deux classes in the Friesian division are not exempt from the "two consecutive level" requirement.
2. Separate classes must be offered for Purebreds and for Part-Breds in the Friesian Dressage section.

SUBCHAPTER FR-8 DRESSAGE HACK

FR136 General.

1. All horses must adhere to rules in Subchapter FR1-General Qualifications.
2. In the lineup, horses must stand quietly and may be asked to back individually or as a group.
3. The Dressage Hack class is open to any horse, however, once a horse has been entered and shown in a Dressage Hack class that horse may not thereafter be shown in a Dressage Suitability class.
4. Refer to Chapter DR-Dressage Division for directives in performance and judging, including DR101-Object and General Principles, DR102-107-Gaits and Transitions, DR115-Collection, DR116-The Submission, The Impulsion, and DR117-The Position and Aids of the Rider.

FR137 Appointments.

1. Horses must be shown in a snaffle bridle with a smooth snaffle bit or a double bridle. (As approved in DR121) Regular, drop, flash, or figure eight nosebands are permissible with a snaffle bit. Double bridle and curb chain, lip strap and rubber or leather cover for curb chain optional, cavesson noseband only. (As approved in DR121).
2. English Dressage or English All-Purpose saddles are permitted. Conservative Dressage style saddle pads are required. (As approved In DR121).
3. Martingales of any type, draw reins, other artificial appliances, boots and bandages are prohibited in competition. One whip is permitted in all classes except at the Regional or Grand National Championship level. The whip must not be longer than 43.3 inches or 110 cm, including the lash. (Exception: Exhibitors riding sidesaddle may carry one whip for championship classes.)
4. Spurs must be made of metal. The shank must be either curved or straight pointing directly back from the center of the spur when on the rider's boot. If the shank is curved, the spurs must be worn only with the shank directed downwards. However, swan necked spurs

are allowed (curved shank directed upwards). The inside arm of the spur must be smooth. Rowelled spurs are permitted but the rowels must be free to rotate.

5. Attire shall be a short riding coat of conservative color, with tie, choker, or stock tie, white or light-colored breeches or jodhpurs, boots or jodhpur boots, a Hunt cap or riding hat with a hard shell, derby or top hat. Protective headgear may be worn without penalty. (See GR801.4) A cutaway coat (modified tailcoat) with short tails is permitted. Gloves of conservative color are recommended. Half chaps and/or leggings are not allowed. For Regional Championship, National Championship, or evening competitions, a formal dark tailcoat (Shadbelly) is permitted.

FR138 Qualifying Gaits and Class Specifications.

1. **Gaits:** Horses to enter at working trot rising, in a counter clockwise direction. Horses will perform medium walk, working trot, working canter, extended trot, and extended canter both ways of the arena. Free walk on long rein with horse stretching forward and down to be performed in at least one direction. A rein back of 4 steps may be asked for as a group on the rail, or individually in the line up. Transitions into and out of the canter will be asked for through the working trot. Horses will be asked to reverse direction at the working trot. Trot work to be ridden sitting or rising at the judge's discretion. See DR103-105 for definitions of gaits to be performed.

2. **Objectives:** In addition to the objectives for the Dressage Suitability class, horses should begin to show more thrust (pushing power) and show progression towards a degree of balance and thoroughness. Horse should be reliably on the bit. A greater degree of straightness, bending, suppleness, and thoroughness is required. There should be a clear distinction between the paces (working and extended). The horse's ability as a Dressage mount is to be highly considered.

3. **Specifications:** To be judged 70% on performance of gaits and transitions, with attention to impulsion and submission, and using the objectives above as reference; and 30% on the rider's position, seat, and effective use of aids. Classes may be divided for Open, Amateur, Junior Exhibitor, Stallions, Geldings and Mares. If classes are divided, a Championship class is recommended. A separate Junior Exhibitor Championship class must be offered if 3 or more Junior Exhibitors are entered.

SUBCHAPTER FR-9 DRESSAGE SUITABILITY

FR139 General.

1. All horses must adhere to rules in Subchapter FR1-General Qualifications.
2. The maximum age allowed for horses competing in the Dressage Suitability section is 12 years of age.
3. In the lineup, horses must stand quietly and may be asked to back individually or as a group.
4. To be eligible for the Dressage Suitability class, a horse shall not have shown in licensed Dressage competitions/Tests at First level or above, either domestically or abroad or been entered and shown in a Dressage Hack Class.
5. Refer to Chapter DR-Dressage Division for directives in performance and judging, including DR101-Object and General Principles, DR102-107-Gaits and Transitions, DR115-Collection, DR116-The Submission, The Impulsion, and DR117-The Position and Aids of the Rider.

FR140 Appointments.

1. Dressage Suitability Class: Horses must be shown in a snaffle bridle with a smooth snaffle bit. (As approved in DR121) Regular, Drop, flash, or figure eight nosebands are permissible.
2. English Dressage or English All-Purpose saddles are permitted. Conservative Dressage style saddle pads are required. (As approved in DR121).
3. Martingales of any type, draw reins, other artificial appliances, boots and bandages are prohibited in competition. One whip is permitted in all classes except at the Regional or Grand National Championship level. The whip must not be longer than 43.3 inches or 110

cm, including the lash. (Exception: Exhibitors riding sidesaddle may carry one whip for championship classes.)

4. Spurs must be made of metal. The shank must be either curved or straight pointing directly back from the center of the spur on the rider's boot. If the shank is curved, the spurs must be worn only with the shank directed downwards. However, swan necked spurs are allowed (curved shank directed upwards). The inside arm of the spur must be smooth. Only smooth rowels are permitted in Dressage Suitability and the rowels must be free to rotate.

5. Attire shall be a riding coat of conservative color, with tie, choker or stock tie, white or light-colored breeches or jodhpurs, boots or jodhpur boots, a hunt cap, riding hat with a hard shell, derby or top hat. Protective headgear may be worn without penalty. (See GR801.4) A cutaway coat (modified tailcoat) with short tails is permitted. Gloves of conservative color are recommended. Half chaps, gaiters and/or leggings are not allowed.

6. Manes and tails may be braided, secured with thread, yarn, or bands. Ribbons or other decorations are prohibited.

FR141 Qualifying Gaits and Class Specifications.

1. Horses to enter at working trot, in a counter clockwise direction. Horses will perform all gaits both ways of the ring. Gaits shall be medium walk, working trot, and working canter. Free walk on long rein with horse stretching forward and down to be performed in at least one direction. Transitions into and out of the canter will be called for through the working trot. Horses will be asked to reverse direction at the working trot or medium walk at the judge's discretion. Trot work to be ridden rising.

2. Dressage Suitability Objectives: To confirm that the horse's muscles are supple and loose, and that it moves freely forward in a clear and steady rhythm, with purity of the gaits, and accepting contact with the bit. The horse should show lightness of the forehand and engagement of the hindquarters. Resistance and tension of the horse to be penalized. The horse's potential as a Dressage mount is to be considered.

3. Dressage Suitability Specifications: To be judged 70% on Performance of gaits and transitions, with attention to impulsion and submission, and using the objectives above as reference; and 30% on the riders position, seat, and effective use of aids. Classes may be divided for Open, Amateur, Junior Exhibitor, Stallions, Geldings and Mares. If classes are divided, a Championship class is recommended. A separate Junior Exhibitor Championship class must be offered if 3 or more Junior Exhibitors are entered.

SUBCHAPTER FR-10 HUNTER HACK

FR142 General.

1. All horses must adhere to rules in Subchapter FR1 - General Qualifications.
2. At the judge's discretion horses may be asked to extend any gait except in Junior Horse, Amateur Owner, and Junior Exhibitor classes.
3. Horses must stand quietly in the lineup.
4. Light hand contact must be maintained.

FR143 Appointments.

1. Bridle shall be Hunter show type; either snaffle, Pelham, or Kimberwick bit are acceptable. Full bridles of Hunter type are acceptable (curb and snaffle); however, excessive length of curb shall be penalized. Bridles intended for use specific to other disciplines (i.e. Dressage, Saddle seat, Western Pleasure, etc.) are not permitted. Browbands or cavesons other than Hunter type are not permitted. Saddle Seat style colored browbands/cavesons and/or figure eight nosebands, drop or flash nosebands are not permitted. Martingales of any type, draw reins, artificial appliances, boots, and bandages are prohibited. Bit converter straps may only be used by Junior Exhibitors. Hunting style breastplates are allowed, although there may be no martingale or draw rein type attachments used with the breastplate. A judge at his/her own discretion may penalize a horse with non-conventional types of bits or nosebands.

2. English Hunt, close contact, all-purpose, or sidesaddles are permitted. Saddle Seat saddles are prohibited.

3. Manes and tails may be braided, and braiding is encouraged, however unbraided manes and tails not to be penalized.

4. Riders should wear coats of a traditional Hunt style. Coats should be of a conservative color (such as black, navy, or other dark customary colors) and of a material appropriate for area and season. Traditional light colored breeches or jodhpurs with black or brown boots should be worn. Gloves are optional. Protective helmets are to be worn by all riders according to GR801.2. Protective helmets must be worn during the class and while jumping anywhere on the grounds. Junior Exhibitors are required to wear protective headgear in conformity with GR801.2 and GR801.3.
5. Unrowelled spurs and crops are optional. Rowelled spurs are prohibited.
6. Shadbellies and top hats are not allowed.

FR144 Qualifying Gaits.

1. Horses shall enter at a trot in a counterclockwise direction. Horses shall be shown at the walk, trot, canter, and hand gallop both ways of the arena. No more than 8 horses shall be asked to hand gallop at one time. Horses will then follow the direction of the ringmaster to line up, in preparation for work over fences. Horses may be required to back.
2. Horses shall be required to jump two fences, the first fence to be 2'3" and the second fence to be 2'6". Fences should be set at customary distances apart, using increments of 12'. Ground lines at the take-off side of the jumps are required.
Horses to perform a hand gallop one way of the ring after the second fence, halt, back, and stand quietly on a loose rein. The pattern or course for the jumping section shall be determined by the competition management or the judge, and will be posted at least one hour prior to the class. Posting the course as early as possible is preferred. A warm-up jump must be provided in the warm-up arena at least 30 minutes before the class.
3. The horse should move freely forward with even, ground covering strides. The horse should exhibit a comfortable, balanced, consistent way of going while maintaining a frame suitable for a hunter.
4. Excessive speed at any gait will be severely penalized.
5. Horses shall be judged 30% on the flat work on the rail, and 70% on the work over fences including the whole pattern/course. Any faults incurred during the work over fences shall be scored as in a Working Hunter Class. Horses to be judged on performance, manners, type, quality, and conformation.

FR145 Class Specifications.

1. In OPEN, MAIDEN, NOVICE, LIMIT, STALLION, MARE, and GELDING classes, horses will be judged on performance, manners, type, quality, and conformation except as noted below.
2. In AMATEUR, AMATEUR OWNER, LADIES, GENTLEMEN, and JUNIOR EXHIBITOR classes, horses will be judged on manners, performance, type, quality, and conformation.

SUBCHAPTER FR-11 ENGLISH SHOW HACK

FR146 General.

1. All horses must adhere to rules in Subchapter FR1—General Qualifications.
2. Competitors enter the ring in a counterclockwise direction at the normal walk.
3. Light contact must be maintained with all reins at all gaits. A judge may not request that gaits be performed only on snaffle or curb.
4. The collected and extended gaits must be called for; i.e., collected walk, extended walk, normal walk; collected trot, extended trot, normal trot; collected canter, extended canter, normal canter, and hand gallop. No more than 8 horses to hand gallop at a time.
5. Judges are required to consider the performance at each gait equally in adjudicating this class. All gaits are to be called for in both directions.
6. At the discretion of the judge, horses while on the rail may be asked to halt and rein-back.
7. A Show Hack horse is not necessarily a Dressage horse, nor an English Pleasure horse. Elevation and high knee action are not to be emphasized. The Show Hack is a suitable section for the well trained animal. Show Hacks must be balanced and show vitality, energy, presence, clean limbs and supreme quality. Soundness is required.
8. Horses may show with a braided mane and tail. Braids may be secured with tape, yarn or rubber bands.
9. Entries will be eliminated by any fall of horse or rider during the class.

FR147 Appointments.

1. Bridle shall be light, show type; either single snaffle, Kimberwick, double (full) bridle or Pelham. Browbands and cavesons other than Hunter or Dressage types are prohibited. Unconventional tack such as figure eight, drop, or flash nose bands are prohibited.
2. Saddles shall be any type Dressage or all purpose English. Girths of either leather, white web, nylon string or suitable material.
3. Martingales not allowed. Breastplates allowed.
4. For day classes preferred traditional Hack attire consists of conservatively colored short riding coat, breeches and boots. A conservatively colored Hunt cap, top hat or derby is required. Protective headgear may be worn without penalty. (See GR801.4)
5. For Championship or evening classes, formal attire consisting of white breeches, top hat and Shadbelly is appropriate but not required. Protective headgear may be worn without penalty. (See GR801.4)

FR148 Qualifying Gaits.

1. A Show Hack shall be able to perform all of the gaits with a noticeable transition between the normal, collected, and extended gaits. The horse must be under complete control and easily ridden. Obedience to the rider is of prime importance. If the horse exhibits clear transitions in a balanced and level manner, appearing to be giving a comfortable and pleasurable ride, he is performing correctly for this class.
2. **Walk**, a four-beat gait: Straight, true and flat-footed. Normal Walk: Regular and unconstrained, moving energetically and calmly forward. Collected Walk: Strides are shorter and higher than at the normal walk. The head approaches the vertical, but should never move behind it. Pacing is a serious fault. Extended Walk: The horse is allowed to lengthen frame and stride while rider maintains light rein contact. The horse should cover as much ground as possible without rushing.
3. **Trot**, a two-beat diagonal gait: Free-moving, straight, rider maintaining light contact with horse's mouth at all times. Normal Trot: Light, crisp, balanced and cadenced, with rider posting. Collected Trot: The horse's stride is shorter and lighter, maintaining balance and impulsion. The neck is more raised and arched than at the normal trot as head approaches the vertical line, never moving behind it. Rider is sitting. Extended Trot: Maintaining the same cadence and performing at medium speed, the horse lengthens its stride as a result of greater impulsion from the hindquarters. Horse should remain light in rider's hand as it lengthens its frame. The extended trot may be performed with the rider sitting or posting.
4. **Canter**, a three-beat gait: Straight on both leads, smooth. Normal Canter: Light, even strides, should be moved into without hesitation. Collected Canter: Marked by the lightness of the forehand and the engagement of the hindquarters, the collected canter is characterized by supple, free shoulders. Neck is more raised and arched than in normal canter as the head approaches the vertical line, never moving behind it. Extended Canter: Maintaining the same cadence, the horse lengthens its stride as a result of greater impulsion from the hindquarters. Horse should remain light in rider's hand as it lengthens its frame.
5. **Hand Gallop**: The hand gallop is performed with a long, free, ground covering stride. The amount of ground covered may vary between horses due to difference in natural length of stride. The distinction between hand gallop and extended canter is, the latter being the ultimate linear extension of stride within the hand of the rider; the hand gallop being a looser, freer elongation of stride and frame of the horse. A decided lengthening of stride should be shown while the horse remains controlled, mannerly, correct, and straight on both leads. Extreme speed to be penalized.

FR149 Class Specifications.

1. OPEN, MAIDEN, NOVICE, LIMIT, STALLIONS, MARES, GELDINGS, JUNIOR HORSE, AMATEUR, JUNIOR EXHIBITOR, LADIES, GENTLEMEN. To be shown at a walk, trot, canter, and hand gallop; collected and extended and normal gaits to be called for, to stand quietly and back readily. To be judged on manners, performance, quality and conformation.

SUBCHAPTER FR-12 SHOW PLEASURE DRIVING

FR150 General.

1. Exhibitors shall enter the ring in a counter clockwise direction at the normal trot. Entries are to be shown at a walk, normal trot and strong trot both ways of the ring.
2. Horses are to stand quietly and back readily.
3. Headers, wearing unadorned dusters or smocks (unadorned includes dusters or smocks with IFSHA logo) must be utilized to insure the safety of the exhibitors.
4. One or two people per vehicle, as appropriate, is allowed. Junior drivers under fourteen (14) years of age must be accompanied by a knowledgeable adult driver.

FR151 Qualifying Gaits.

1. Walk—A four-beat gait which is to be true, flat-footed and ground covering.
2. Trot—A two-beat gait which is balanced overall, relaxed and easy going with elasticity and freedom of movement.
3. Strong Trot—A strong trot is to be faster with a lengthened stride, maintaining balance, ease and freedom of movement.

FR152 Appointments.

1. Horses are to be shown in a traditional Meadowbrook or other suitable two wheeled vehicle. Horse to be shown in a correctly sized and fitted harness suitable to type of vehicle and size of horse which is of the utmost importance for the safety of horses and exhibitors alike. Breeching or thimbles are recommended according to vehicle type. A throatlatch and a noseband or cavesson is mandatory.
2. Bridle with blinkers, over check (with separate over check bit) or side check, snaffle bit (straight or jointed), Liverpool bit, and other traditional carriage driving bits are acceptable.
3. A whip in-hand suitable to the vehicle is required.
4. Equipment is to be in sound and in good condition.

FR153 Attire.

1. Drivers should dress according to the style of the present day. Dress for the driver should conform to the turnout. Informal Saddle Seat Suit with matching tie, gloves (natural/brown recommended) and Derby or Soft Hat is acceptable for men and women.
2. Day Coat of traditional color is preferred with jodhpurs, coordinating tie, gloves and derby or soft hat is acceptable for women. A vest is permitted.
3. A suit and tie, a sport coat and slacks with tie are acceptable for men. Coordinating hat is required, natural/brown gloves recommended.
4. A tailored suit, blouse and skirt, dress, or slacks or pants suit is acceptable for women. Coordinating hat is required, natural/brown gloves are recommended. Floppy hats are discouraged.
5. Friesian or Dutch dress for men and women is acceptable if the turnout is also Friesian or Dutch.
6. Protective headgear may be worn without penalty (see GR801.4).

FR154 Show Pleasure Driving Class Specifications.

1. Open, Maiden, Novice, Stallion, Mare and Gelding classes are to be judged on manners, performance, type, quality and conformation.
2. Amateur, Amateur Owner, Ladies, Gentlemen's and Junior Exhibitor classes are to be judged on manners, performance, type, quality and conformation.
3. Junior Horse classes are to be judged on quality, type, performance, conformation and manners.

SUBCHAPTER FR-13 TRADITIONAL DRIVING - FRIESIAN SJEES TRADITIONAL SHOW DRIVING

FR155 General.

1. All horses must adhere to the rules in the General Section.
2. The Friesian Sjees may be shown as a single or a pair.
3. No passenger required for single horse with male or female driver.
4. Passenger required for a pair.

5. Exhibitors shall enter the ring in a counterclockwise direction at the extended trot on the rail.
6. Exhibitors shall circle the arena once after the gate is closed then line up and stand quietly.
7. Appointments, attire and Sjees are to be reviewed for quality and authenticity/correct display.
8. As directed, the exhibitors shall leave the line up at the extended trot in the clockwise direction on the rail.
9. As directed the exhibitors will reverse on the diagonal at the extended trot then line up as directed, and stand quietly for placement.

FR156 Appointments.

1. The traditional Friesian Sjees is a sleigh-like vehicle on two wheels that vary in color and ornamentation.
2. Horses are to be shown in traditional Friesian show harness. Show harness is traditionally black leather appointed in silver, with white padding on the chest behind the black leather. Reins and traces are traditionally white rope. No breeching. Traditional bridle with blinkers, no over check, no side checks.
3. The traditional bit is a rosette, however use of a Liverpool bit is highly recommended, and use of either bit should not be weighed higher than the other. For show driving the rein may be moved down to the second hole from the mouth without penalty.
4. A wooden or modern style whip must be carried in hand and the lash should be able to extend to the horse's shoulder.
5. Equipment is to be in serviceable and sound condition.

FR157 Attire.

1. **Male Exhibitor**, the male driver must wear a traditional Friesian Costume which consists of a black top hat, black or conservative dark color jacket with tails. The vest may coordinate in color to the vehicle or the passenger dress color. The collared shirt must be white with a white ascot. Coordinating color knickers to the jacket, with white or blue socks only, black shoes with silver buckles. No gloves. A traditional watch chain adorning the vest is preferred however not required and should not be penalized.
2. **Female Exhibitor**, the female driver or passenger must wear a traditional Friesian Costume which consists of a head dress; first layer next to the hair line, wrap with white cotton or white bandage, second layer white cap, third layer a black cap, fourth layer a Golden or Silver Iron, fifth layer is a white lace cap held by hat pins placed at the temples also known as Mutsenspjeld. The dress may vary in color, however, is traditionally black, the garment must be constructed of natural fabric usually cotton or silk. The components of the dress are as follows; the bodice is tight and ribbed, the sleeve may fit tightly on the arm or they may blouse from the shoulder and gathered at the wrist, the sleeve has a white undergarment that extends from the elbow to the wrist which may be cotton or lace. The color coordinating skirt is comprised of three parts; the first under skirt/petticoat is white cotton, the second or middle layer skirt is black, and the over or top skirt matches the bodice and should extend to the ground. Black shoes, no gloves. The dress should have a white lace or ornamented cotton shawl draped at the shoulder with a broach, and a coordinating apron that extends from the waist to the skirt length. The ornamental purse usually has biblical scenes at the closure and should be positioned on the right slightly below the bodice, the silver scissor and silver pin holder should be positioned on the left front just below the bodice. The exhibitor may wear jewelry appointments such as a necklace, bracelet and a ring.

FR158 Qualifying Gaits.

1. Extended Trot—The extended trot is to be a controlled extended reaching movement, with power and drive from the engaged rear end, while maintaining balance, ease and freedom of movement. In order to extend some horses may need to achieve the desired movement at different speeds and should not be penalized.
2. Excessive speed will be penalized.
3. Break from gait will be penalized.
4. The head set should be high yet controlled.

FR159 Class Specifications.

1. Two awards will be given separately through 6th place.

- a. First Set of Awards—Movement and performance of the horse
 - (1) Open classes are to be judged on 90% movement and 10% performance.
- b. Second Set of Awards—Overall presentation of Sjees, harness, appointments, and exhibitor costumes
 - (1) Open classes are to be judged equally on the vehicle, harness, appointments, and exhibitor costumes

SUBCHAPTER FR-14 CARRIAGE DRIVING

FR160 Carriage Pleasure Driving.

Carriage Pleasure Driving classes held in the Friesian Division are to be conducted in accordance with Carriage Pleasure Driving Division - Chapter CP.

SUBCHAPTER FR-15 WESTERN PLEASURE

FR161 General.

1. All horses must adhere to rules in Subchapter FR1—General Qualifications.
2. Exhibitors shall enter the ring at the jog trot in a counterclockwise direction. Horses are to be shown at a walk, jog trot and lope both ways of the ring.
3. At the judge's discretion, horses may be asked to extend any gait except in Junior Horse, Amateur, Amateur Owner and Junior Exhibitor classes.
4. Horses are to be reversed to the inside (away from the rail) and will not be asked to reverse at the lope.
5. In the lineup, horses must stand quietly and may be asked to back individually or as a group.
6. Light hand contact with the horse's mouth must be maintained at all gaits without undue restraint.
7. Only one hand may be used around the reins, and hands must not be changed. Two hands may be used when a Junior Horse is being shown in a snaffle bit or hackamore.
8. A natural head position is desired. A vertical head carriage not to be penalized.

FR162 Appointments.

1. Any Western type headstall without noseband in conjunction with any standard Western bit shall be allowed.
2. Bits: A standard Western bit is one that has a shank with a maximum overall length of 8 1/2 inches. The mouthpiece shall consist of a metal bar which is from 3/8 inch to 3/4 inch in diameter, varying from the straight bar to a full spade. Jointed mouthpieces are permitted. Flat leather chinstrap, other than the buckle(s), which must be at least 1/2 inch in width. Any device made of wire, metal or rawhide used in conjunction with or as part of leather chinstrap is prohibited. Curb chains are also allowed and must be at least 1/2 inch in width and lie flat against the jaw. Hackamore or snaffle bits (smooth mouth) will be permitted on Junior Horses. Mechanical Hackamores are prohibited. Junior Horses are permitted to show in all other Western classes with a snaffle bit or hackamore and riders may use two hands. Once a Junior Horse is shown in a standard Western bit, it may not go back and be shown in a snaffle bit or hackamore in the Western division. A hackamore includes a bosal rounded in shape and constructed of braided rawhide or leather and must have a flexible non-metallic core attached to a suitable headstall.
3. Split reins or closed reins with romal are equally acceptable. When split reins are used and the ends fall on the side of the reining hand, one finger between the reins is permitted. If the split reins fall on the opposite side of the reining hand, no finger is allowed in between the reins, and the ends must be held at least 16 inches from the reining hand. When closed reins with romal are used, the end may be held by the rider provided it is held at least 16 inches from the reining hand. When a hackamore is used, attached reins may be of hair, rope or leather.
4. Martingales or tie downs are prohibited.
5. Entries shall be shown with a stock saddle; silver equipment will not count over a good working outfit. Sidesaddles are also permitted with proper attire.
6. Whips are not allowed other than with a sidesaddle.
7. Western attire consists of a western hat, western style long-sleeved shirt with collar and buttons or snaps, (a jacket or vest may also be worn), a tie or scarf or other appropriate

neckwear, western trousers, chaps, shotgun chaps or chinks, and boots. A zipper is permissible under buttons or snaps in either shirt or shirt part of suit. Buttons or snaps must be visible. A belt under loops must be included. Protective headgear may be worn without penalty (See GR801.4).

8. Spurs are optional.

FR163 Qualifying Gaits.

1. Horses are to be shown at a walk, jog trot and lope with light contact to the horse's mouth both ways of the ring.

FR164 Western Pleasure Class Specifications.

1. WESTERN PLEASURE, OPEN, MAIDEN, NOVICE, LIMIT, STALLION, MARE and GELDING classes will be judged on performance, manners, type, quality and conformation, except as noted below.

2. In AMATEUR, AMATEUR OWNER, LADIES, GENTLEMEN and JUNIOR EXHIBITOR classes, horses will be judged on manners, performance, type, quality and conformation.

3. In JUNIOR HORSE (3, 4, and 5 years old) classes, horses will be judged on quality, type, performance, conformation and manners.

SUBCHAPTER FR-16 TRAIL

FR165 General.

1. All horses must adhere to rules in Subchapter FR1—General Qualifications.

2. Trail horses are required to work over and through obstacles on a reasonably light contact to the mouth without undue restraint.

3. No horse may enter the trail course area until the course and the judge are ready. Riders will be permitted to inspect the course on foot during the judge's instructions prior to the start of the class.

4. Tests which may be required are negotiating a gate, carrying objects from one part of arena to another, riding through water, over logs or simulated brush, riding down into and up out of ditch without lunging or jumping, crossing a bridge, backing through obstacles, side passing, mounting and dismounting from either side and performing over any reasonable conditions encountered along the trail. However, unnatural obstacles, such as fire extinguishers, perforated plywood in water boxes, exotic animals or unsafe elements such as hay bales, should be avoided.

5. Course to include a minimum of six obstacles and a maximum of eight obstacles except in the case of damaged obstacles (see #13 in this Section).

6. Care in preparing the course should be exercised to prevent a direct advantage to either a small or large horse.

7. Western course is to include a jog trot or lope of suitable duration to determine the way of going. English course is to include a trot and canter suitable to the course design.

8. Management is encouraged to design obstacle course that can be negotiated within 60 seconds.

9. The judge has the right to alter the course, before the first horse begins.

10. Rider's hands shall be clear of horse to avoid cuing.

11. Rail work shall not be required.

12. Two or more horses may be entered by the same exhibitor, and the same rider may elect to show more than one horse.

13. Unsafe obstacles: If at any time an obstacle is found to be unsafe, it shall be repaired or removed from the course. If it cannot be repaired and horses have completed the course, the score for that obstacle shall be deducted from all horses' scores. No horse shall be asked to repeat the course, except in the case of a tie.

14. For obstacle dimensions, refer to rule WS125, Mandatory Dimensions of Trail Obstacles. For scoring, refer to WS123, Scoring Procedures.

15. Class Conduct:

a. Western-Horses in all classes are to be shown over and through obstacles at a walk, jog trot and lope with light contact to the mouth being maintained without undue restraint. Two hands on the reins are permissible on junior horses when the horse is shown in a Snaffle bridle or Bosal.

- b. English-Horses in all classes are to be shown over and through obstacles at a walk, trot and canter with light contact to the mouth being maintained without undue restraint. Two hands are acceptable in all English classes.
16. After enough horses have completed the course for the ribbons awarded, any horse with a major fault may be eliminated at the judge's discretion, without completing the course.
17. Obvious unsoundness must be disqualified with no prize awarded.
18. Class must be divided into separate sections for English and Western.

FR166 Appointments.

1. Western-Please refer to Appointments section in Friesian Western Pleasure for proper appointments. See FR162.
2. English-Please refer to appointments section in English Pleasure and Park-Saddle Seat, FR119, FR120, FR124 and FR125, Country English Pleasure-Saddle Seat, FR128, and English Pleasure-Hunt Seat, FR132.

FR167 Judging Criteria.

1. Entry will be evaluated on responsiveness, willingness and general attitude. To be judged on performance, manners, way of going, and conformation. Horses to be penalized for any unnecessary delay while approaching obstacle. Judges are encouraged to ask any horse that is taking an excessive amount of time at an obstacle to advance on to the next obstacle.
2. Horse shall be eliminated if Off Course. Off Course is defined as:
 - a. Taking an obstacle in the wrong direction.
 - b. Negotiating an obstacle from the wrong side.
 - c. Skipping an obstacle unless directed by the judge.
 - d. Negotiating the obstacles in the wrong sequence.
 - e. Not following the correct line of travel.

SUBCHAPTER FR-17 TRAIL IN HAND

FR168 General.

1. All horses must adhere to rules in Subchapter FR1-General Qualifications.
2. Trail horses are required to work over and through obstacles on reasonably light contact to the lead/rein without undue restraint. Horses shown with a lead attached may not be shown with a chain.
3. No horse may enter the trail course area until the course and the judge are ready. Riders will be permitted to inspect the course on foot during the judge's instructions prior to the start of the class.
4. Tests which may be required are (but are not limited to) negotiating a gate, carrying objects from one part of arena to another, walking through water, over logs or simulated brush, walking down into and up out of ditch without lunging or jumping, crossing a bridge, backing through obstacles, side passing, and performing over any reasonable conditions encountered along the trail. However, unnatural obstacles, such as fire extinguishers, perforated plywood in water boxes, exotic animals or unsafe elements such as hay bales, should be avoided.
5. Course to include a minimum of six obstacles and a maximum of eight obstacles except in the case of damaged obstacles (see FR168.13).
6. Care in preparing the course should be exercised to prevent a direct advantage to a small or large horse.
7. Course is to include a walk and trot or jog of suitable duration to determine the way of going.
8. Management is encouraged to design obstacle course, so that each obstacle can be negotiated within 60 seconds.
9. The judge has the right to alter the course, before the first horse begins.
10. Rider's hands shall be clear of horse to avoid cuing.
11. Exhibitors will not be penalized for crossing their own path.
12. Two or more horses may be entered by the same exhibitor.
13. Unsafe obstacles: If at any time the judge finds an obstacle is found to be unsafe, it shall be repaired or removed from the course. If it cannot be repaired and horses have com-

pleted the course, the score for that obstacle shall be deducted from all horses' scores. No horse shall be asked to repeat the course, except in the case of a tie.

14. All Classes are to be shown over and through obstacles at a walk, and trot or jog with light contact to the reins or lead being maintained without undue restraint.

15. After enough horses have completed the course for the ribbons awarded, any horse with a major fault may be eliminated at the judge's discretion, without completing the course.

16. Obvious unsoundness must be disqualified with no prize awarded.

FR169 Appointments.

1. Horses may be shown in either halters or bridles. Bridles or halters may be constructed of leather or nylon. Bridles should reflect the discipline in which the horse is being shown. (Refer to FR119, FR124, FR128, FR132.1, FR143.1, FR147.1, FR162)

2. Conchos on the bridle are prohibited; exception Part-Breds.

3. Horses shown with a lead attached may not be shown with a chain. A split lead may be used.

4. Gag and twisted bits of any type are prohibited.

5. Horses under the age of two shall be shown in a halter only. Horses age two and over shall be shown in a bridle with a bit appropriate to the discipline they are showing under.

6. No whips allowed.

FR170 Attire.

1. Attire shall consist of appropriate In Hand attire (Refer to FR110) comprised of a polo or collared casual dress shirt with casual dress pants. Exhibitors may also chose to dress in the appropriate attire for the discipline in which they show (Refer to individual performance divisions FR110, FR120, FR125, FR128, FR132, FR137, FR140, FR143, FR162)

FR171 Judging Criteria.

1. Entry will be evaluated on responsiveness, willingness and general attitude. To be judged on performance, manners, way of going. Horses are to be penalized for any unnecessary delay while approaching obstacle. Judges are encouraged to ask any horse that is taking an excessive amount of time at an obstacle to advance on to the next obstacle.

2. Horse shall be eliminated if the judge deems their behavior as dangerous to handler. Which is defined but not limited to:

- a. Breaking away from the handler
- b. Kicking
- c. Striking
- d. Biting

3. Horse shall be eliminated if Off Course. Off Course is defined as:

- a. Taking an obstacle in the wrong direction.
- b. Negotiating an obstacle from the wrong side.
- c. Skipping an obstacle unless directed by the judge.
- d. Negotiating the obstacles in the wrong sequence.
- e. Not following the correct line of travel.

SUBCHAPTER FR-18 JUNIOR EXHIBITOR EQUITATION

FR172 General.

1. Exhibitors shall be Junior Exhibitors (An individual who has not reached his/her eighteenth birthday as of December 1 of the current competition year. See GR126).

2. Riders may ride either a Purebred Friesian or a Part-Bred Friesian in Junior Exhibitor Equitation classes. Exception to FR101.25

3. The rider's position, seat, hands and the correct use of the aids are to be judged, refer to Equitation Chapter EQ.

FR173 Saddle Seat Equitation.

1. Position and appointments as appropriate to Saddle Seat Equitation, refer to EQ116 & EQ117.

2. Saddle Seat Equitation classes are to be shown at a walk, trot and canter both ways of the ring, refer to Equitation, Chapter EQ.

3. At the judge's discretion, individual work may be required. Instructions must be announced to all exhibitors. If a pattern is used, it must be posted at least 1 hour before the class. A pattern is defined as two or more tests to be ridden concurrently. Tests from which a judge may choose:

- a. Work collectively at walk, trot, and canter.
- b. Address reins—the process of laying down reins and picking up reins (only in lineup).
- c. Feet disengaged from stirrups, feet engaged (In the lineup only).
- d. Change of diagonals on or off the rail.
- e. Back for not more than 6 steps.
- f. Figure eight at trot demonstrating change of diagonals. (See EQ120.9)
- g. Execute a figure eight at the canter demonstrating a simple change of leads. This is a change whereby the horse is brought back into a walk or halt and restarted into a canter on the opposite lead. Figures to be commenced in center of two circles so that one change of lead is shown.
- h. Circle at the trot on the correct diagonal.
- i. Circle at the canter on the correct lead.
- j. Canter in a straight line, on or off the rail, with or without demonstrating a simple change of lead. The judge must specify the beginning lead and exact lead changes to be executed. A simple change of lead is one in which the horse is brought back to a walk/halt and restarted on the opposite lead.

FR174 Hunter Seat Equitation.

1. Position and appointments as appropriate to Hunter Seat Equitation, refer to EQ108 & EQ109
2. Horses shall enter the ring in a counterclockwise direction. Hunter Seat Equitation classes are to be shown on the flat at a walk, trot and canter both ways of the arena, refer to Equitation, Chapter EQ.
3. At the judge's discretion, individual work may be required. Instructions must be announced to all exhibitors. If a pattern is used, it must be posted at least 1 hour before the class. A pattern is defined as two or more tests to be ridden concurrently. Tests from which a judge may choose:
 - a. Work collectively at walk, trot, and canter.
 - b. Sitting or rising trot.
 - c. Halt (4-6 seconds) and/or back.
 - d. Execute a figure eight at a trot, showing a change of diagonals (See EQ113.3).
 - e. Execute a figure eight at a canter, showing a simple change of lead. This is a change whereby the horse is brought back into a walk or trot and restarted into a canter on the opposite lead. Figures to be commenced in center of two circles so that one change of lead is shown.
 - f. Ride without stirrups, riders must be allowed option to cross stirrups.
 - g. Turn on the forehand from the walk.
 - h. Turn on the haunches from the walk.
 - i. Execute a serpentine at a trot demonstrating changes of diagonals and/or canter on correct lead demonstrating simple changes of lead.

FR175 Western Seat Equitation.

1. Position and appointments as appropriate to Western Seat Equitation, refer to EQ124 & EQ125.
2. Exhibitors shall enter the ring in a counterclockwise direction at the jog trot. Horses shall be worked at the walk, jog trot and lope both ways of the ring, refer to Equitation, Chapter EQ.
3. At the judge's discretion, individual work may be required. Instructions must be announced to all exhibitors. If a pattern is used, it must be posted at least 1 hour before the class. A pattern is defined as two or more tests to be ridden concurrently. Tests from which a judge may choose:
 - a. Back
 - b. Figure eight at the jog trot.
 - c. Figure eight at the lope, with a simple change of lead. This is a change whereby the horse is brought back into a walk or jog trot and restarted into a lope on the opposite

lead. Figures to be commenced in center of two circles so that one change of lead is shown.

- d. Jog trot and stop, either on or off the rail.
- e. Lope and stop, either on or off the rail, the judge must specify which lead to start on.
- f. Change leads down center of ring, demonstrating simple change of lead.
- g. Ride a serpentine, demonstrating a simple change of leads at a lope.
- h. Execute a 360 degree turn on the haunches.

FR176 Walk-Trot Equitation—10 and Under.

1. Open to exhibitors who have never shown in an Equitation class that required a lope or canter at any recognized show. Exhibitor may not show in any other class that requires a lope or canter at the same show.
2. Exhibitors may show in any style seat, (Hunter Seat, Saddle Seat, and Western Seat) however, the attire, equipment, and appointments must match the chosen seat. See Equitation, Chapter EQ for direction on rider's position and appointments for each seat.
3. The exhibitor will be judged on his or her basic position in the saddle. Exhibitor will also be judged on his or her ability to govern, control and properly exhibit the horse.
4. Exhibitors will enter the arena in a counterclockwise direction at the walk. Exhibitors will work at a walk and trot or jog trot both directions of the ring. Horses must not be asked to back.

FR177 Lead line Equitation Walk-Trot 10 & under.

1. Open to exhibitors who have never shown in a class that required a lope or canter at any USEF licensed competition. Exhibitor may not show in any other class that requires a lope or canter at the same competition.
2. Once a rider competes in a USEF Friesian class requiring a trot, including Lead Line Walk/Trot, they may no longer compete in the Lead Line Equitation 6 & Under.
3. Rider may not enter any other riding class at the same competition.
4. Exhibitors may show in any style seat (Hunter Seat, Dressage, Saddle Seat, and Western Seat). However, the attire, tack and appointments must match the chosen seat. Refer to Equitation, Chapter EQ for correct position and appointments for Hunter Seat, Saddle Seat, and Western Seat. For Dressage see DR117.1. For appropriate tack for each seat refer to FR132 for Hunter Seat, FR137, FR140 and DR121 for Dressage, FR119, FR124, and FR128 for Saddle Seat, and FR162 for Western Seat.
 - a. Exhibitor must wear properly fitting (ASTM/SEI) protective headgear. Harness must be secured and properly fitted. (GR801)
5. To be led by an adult handler, rider should have control of the reins and horse. Handler must have a lead shank or lead rein connected to a halter or the cavesson as appropriate. Exhibitor must have feet properly in the stirrups.
6. To be shown at the walk, and trot both direction of the arena and then lined up as directed by the judge or ringmaster. Sitting or posting trot as appropriate to the discipline shown. Horses should stand quietly in the lineup. Horses must not be asked to back.
7. Judged and placed as an equitation class. The exhibitor will be judged on his or her basic position in the saddle. Exhibitor will also be judged on his or her ability to govern, control and properly exhibit the horse. Diagonals and correct position for chosen riding discipline to be exhibited.
8. Rider must be in control of reins and horse at all times. If needed, the handler should take control of the horse to prevent an accident or loss of control by the exhibitor. At any time during the class, unruly or disruptive horses must be excused from the class at the judge's discretion.
9. Exhibitors will enter the arena at the walk, with their handler properly holding an attached lead shank or lead rein. The ringmaster will direct each individual exhibitor to trot to a designated point as announced and then come down to a walk and continue around the arena in the same direction. Once all exhibitors have trotted, they will then be asked to reverse and once again trot individually at the direction of the ring master to a designated point and line up as directed. Horses should stand quietly in the lineup.

FR178 Lead line Equitation—6 and under.

1. Exhibitors may not enter any other riding class at the same show.

2. Exhibitors may use any style of tack and appointments; however, the rider's attire and the mount's tack should be of the same type.
 - a. Exhibitor must wear properly fitting (ASTM/SEI) protective headgear. Harness must be secured and properly fitted. (GR801)
3. To be led by an adult handler, exhibitor should have control of the reins. Handler must have a lead shank or lead rein connected to a halter or the cavesson as appropriate. The handler may just walk along holding the lead shank, and allow the exhibitor to control the direction of the horse. If needed, the handler should take control of the horse to prevent an accident or loss of control by the exhibitor. Exhibitor must have feet properly in the stirrups.
4. Exhibitors will enter the arena at the walk, with their handler properly holding an attached lead shank or lead rein. Exhibitors will walk both directions of the arena, and lineup as directed by the judge or ringmaster. Horses should stand quietly in the lineup. Horses are not to be asked to back.
5. At any time during the class, unruly or disruptive horses may be excused from the class at the judge's discretion.
6. To be judged on Exhibitor's position and appointments.

SUBCHAPTER FR-19 COSTUME

EXHIBITOR IS TO GIVE FREE EXPRESSION TO THE IMAGINATION AND CREATIVITY OF THE PRESENTATION. CLASSES ARE TO BE JUDGED ON CREATIVITY, AUTHENTICITY TO PERIOD, SUITABILITY OF COSTUME TO HORSE AND RIDER, AND MANNERS.

FR179 General.

1. All horses must adhere to rules in Subchapter FR1—General Qualifications.
2. Exhibitors shall enter in the ring at a walk in a counterclockwise direction. All horses shall be worked at a walk & trot both ways of the ring.
3. Excessive speed to be penalized.
4. Exhibitors may be asked to halt & stand quietly.
5. Light hand contact must be maintained.
6. Line up position is at the discretion of the Judge.
7. Exhibitors can show individually or in groups up to but not exceeding five per group. Groups must be clearly identifiable, with lead rider wearing number easily visible to judge.
8. It will be at the Judges discretion to decide if a costume is unsafe and cause for elimination.
9. No Walkers allowed. Flags, bards, and/or banners are permitted.
10. Costumes should be made of durable material and securely attached, such that no part of costume falls off during the class.
11. Appointments, the exhibitor safety should be a primary consideration.
12. A short script about each costume may be provided to the announcer from each entry. Only the winning entry will have their script read during the awards presentation for the class. The script must not exceed one minute when read.

FR180 Appointments.

1. Must be shown with a Friesian Division "approved" bit or rose bit. Bosals are permitted, exception armored costume exhibitors must show with a bit. Prohibited Bits: Twisted, burr, wire gag bits of any type are not permitted. Curb chains are also allowed and must be at least 1/2 inch in width and lie flat against the jaw. Mechanical Hackamores are prohibited. Ornamental and Friesian Division "approved" bridles are permitted. Running martingales are permitted. Military martingales are permitted on military presentations only. Standing martingales or tie downs are prohibited.
2. All Friesian Division "approved" Saddles, Sidesaddles, and girths are permissible.
3. Swords and daggers are permitted provided they have a sheath with a secondary guard. Any other weaponry such as an ax or mace, must be sheathed to prevent injury to exhibitors.
4. Drawing or brandishing swords, daggers, or any other weaponry on show grounds is not permitted.
5. Lances may not exceed 6 feet in length and must have a blunted point and be carried in the upright position only.
6. Weaponry appointments that can not be secured by sheath and a secondary guard are to be inspected during the warm up by a technical official prior to class commencement.

7. Articles that are perceived to be important to the overall presentation that are not permitted due to safety issues may be substituted with “stunt props” made of rubber or other non-metal materials.

8. JUNIOR EXHIBITORS may not show in classes with any authentic weaponry, only with “stunt props” made of rubber or other non-metal materials.

FR181 Period Costume.

1. To display the horse and rider in an authentic costume of time period of choice.
2. Exhibitors should dress in a manner consistent with their turnout, with attention to the styles, materials, and colors available during the period chosen.
3. No (noisy) reticulated metal armor allowed that would move together to create a sound disturbance to other competitors.

FR182 Fantasy Costume.

1. Exhibitors to display horse and rider in any creative costume design.
2. Use of glitter is permitted.
3. No (noisy) reticulated metal armor allowed that would move together to create a sound disturbance to other competitors.

FR183 Armor Costume.

1. To display rider and/or horse in authentic style armor with time period of choice.
2. Authentic style bards allowed.
3. Exhibitors should dress in a manner consistent with their turnout, with attention to the styles, materials, and colors available during the period chosen.

FR184 Qualifying Gaits.

1. All horses to be shown at the normal walk and trot both ways of the ring.
2. Excessive speed to be penalized.
3. Horses may be asked to back at judge’s discretion.
4. Horses must be under control of the rider at all times. Manners are paramount.

FR185 Class Specifications.

1. Period, Fantasy, and Armor Costume classes; OPEN, MAIDEN, NOVICE, AMATEUR, AMATEUR OWNER, STALLION, MARE and GELDING classes will be. To be judged on authenticity to period, creativity, and suitability of costume to horse and rider, and manners.

SUBCHAPTER FR-20 TANDEM RIDING

FR186 General.

1. All horses must adhere to rules in Subchapter FR1—General Qualifications.
2. Exhibitors shall enter at a trot in a counterclockwise direction. Exhibitors shall be asked to go both ways of the ring at the walk, trot, and extended trot.
3. At the judge’s discretion, horses may be asked to extend any gait.
4. In the lineup, horses must stand quietly and may be asked to back individually or as a group.
5. Light hand contact must be maintained.
6. It is imperative that horses give the distinct appearance of being pleasurable to ride and drive. Horses must display a pleasurable attitude. Vitality and presence are highly desirable and obedience to the rider of prime importance. All gaits must be performed with willingness and obvious ease, cadence, balance and smoothness.
7. Each entry shall be limited to two horses. Entry is to be shown with one horse under saddle with rider, while the second horse is being driven in the front by the same rider. Only one rider allowed for two horses.
8. One header for the driven horse may be utilized to ensure the safety of the exhibitors. Headers must wait at the in gate and may enter the arena once the class has lined up, but must be available at all times during the class. Header shall not touch the horse unless the horse presents a safety problem. Header must be properly attired, white or light colored smock is customary. No lettering on smock is permitted.
9. At the judge’s discretion, the class may be split with up to 5 entries to be judged per section, dependent upon the number of exhibitors the arena can safely accommodate. After

all sections have been judged, and the placing determined, the placing exhibitors shall be called back into the arena to receive their awards.

FR187 Appointments.

1. Black or russet harness, with a driving bridle with blinkers, saddle, and crupper only for the front horse. Rear horse would have an all purpose, Dressage, or flat saddle. Equipment must be in sound condition.
2. Snaffle bits and other types of traditional driving bits are allowed. Bits may be covered with rubber or leather. Burr and wire bits of any type are not permitted.
3. An appropriate driving whip may be carried at all times while driving. The thong on the whip must be long enough to reach the shoulder of the farthest horse.

FR188 Attire.

1. For day classes traditional English attire that consists of traditional colored coat, coordinated breeches and boots. A traditional hunting cap or derby is required. Protective headgear may be worn without penalty. (See GR801.4)
2. For Championship or evening classes, formal attire consisting of white breeches, top hat and tails is appropriate but not required. Protective headgear may be worn without penalty. (See GR801.4)

FR189 Qualifying Gaits.

1. Animated Walk—It is performed with great style, elegance and airiness of motion.
2. Animated Trot—To be executed in a highly collected manner, speed to be penalized. The horse's energy should be directed toward animation rather than speed.
3. Extended Trot—A faster, stronger and bolder trot: with a fuller extension of stride to obtain desired speed. It is executed in a highly controlled manner. Excessive speed shall be penalized.

FR190 Tandem Class Specifications.

1. OPEN. To be judged on performance, freedom, regularity and purity of the paces: harmony, lightness and ease of movements; lightness of the forehand and engagement of the hindquarters; acceptance of the bridle with submissiveness throughout, without tension or resistance.

SUBCHAPTER FR-21 MISCELLANEOUS

FR191 Walk—Trot.

1. General: Horses must adhere to rules in Subchapter FR1—General Qualifications.
2. Appointments: Horses may be shown in any style of tack. (Dressage, Hunt seat, Saddle Seat, or Western.) Please refer to rules for Friesians in each of these sections for required appointments. Protective headgear will not be penalized. (See GR801.4) Equipment, attire, and presentation should match the discipline being ridden.
3. Qualifying Gaits: Exhibitors shall enter at a walk in a counter clockwise direction. All horses shall be worked at a walk and a trot or jog-trot in both directions. Horses must stand quietly in the lineup. Horses not to be asked to back.
4. Specifications:
 - a. WALK-TROT GREEN HORSE PLEASURE is open to any horse that has never been shown in a class requiring a canter or lope in any recognized show. Horses may not show in any class that requires a canter or lope at the same show. To be judged on performance, manners, type, quality, and conformation.
 - b. WALK-TROT GREEN RIDER EQUITATION is open to any rider who has never shown in a class that requires a canter or lope in any recognized show. Riders may not show in any class that requires a canter or lope at the same show. To be judged as an equitation class where the rider only is judged. No tests or patterns to be called for.
 - c. WALK-TROT, PLEASURE. Horse and rider combination may not have shown in a class requiring a canter or lope in any licensed competition. To be judged on manners, performance, type, quality and conformation.
 - d. WALK-TROT JUNIOR HORSE (three to five years of age) is open to any horse that has never been shown in a class that requires a canter or lope in any licensed competition. To be judged on quality, type, performance, conformation, and manners.

5. Competitions are encouraged to divide the walk-trot classes by seat (Hunt seat, Saddle Seat, and Western) and/or by age of rider (Junior Exhibitor, Adult Exhibitor) and/or by classification (Open, Amateur, Amateur Owner to Ride) but this is not required.

FR192 Liberty Class.

1. All horses must adhere to rules in Subchapter FR1—General Qualifications. Horses must be shown in halters or snaffle bridles without reins. Tack is not to be removed, except lead or stud chain.

2. Description: The Liberty Class demonstrates the beauty and elegance of the style and movement that is natural to the particular Friesian horse. Some Friesians may show all their gaits including moments of great suspension and animation while others may gallop and playfully buck and rear. The selection of music should suit the style of the horse. Music may or may not contain words/singing. The exhibitor and helper enter the arena with the horse. At the first sound of the music, the In Hand is removed and the horse runs “free” in the arena demonstrating various gaits, or just playing along with the music. The exhibitor’s musical choice should be taped to end at exactly one and a half minutes. Once the music ends, the exhibitor has exactly two minutes to catch and In Hand the horse. A helper may assist the exhibitor in the ring to keep the horse in motion but may not catch or In Hand the horse. Neither the exhibitor nor the helper may touch the horse in any way during the performance. Shakers and whips are allowed but they must not touch the horse. Baiting to catch the horse is not permitted. The exhibitor is responsible for turning their music in to the competition management in a timely manner as stated in the prize list. It is the exhibitor’s responsibility to have the music in an acceptable media form as per management’s requirements, which is to be stated in the prize list.

3. Judging: Horses to be judged on movement, style, type, and quality. Consideration to be given to how the horse performed during his exhibition. Horses willing to “show off” and keep moving with moderate encouragement from the exhibitor and helper are preferred over those that need constant pushing from the exhibitor and helper. The horse should give the impression that he/she is enjoying their Liberty class time, not so much that he/she is being forced to perform.

4. Facility requirements: A secure arena with a substantial fence for confinement of horses is a necessity. The enclosure should be of sufficient height and durability to ensure that horses will remain inside. Competition management should not offer this class unless a proper, safe enclosure is available for use. There must be available a suitable PA system, tape and/or CD players. Competition management should state in the prize list, what type musical media will be accepted, for example, cassette tape, CD, etc.

5. Specifications: Class may be split as to Stallions, Geldings, and Mares. All Classes will be judged using the same criteria as above. Purebred Friesians and Part Bred Friesians are not to be judged in the same class.

6. Attire: refer to FR110.

CHAPTER HK HACKNEY DIVISION

SUBCHAPTER HK-1. DEFINITIONS AND ELIGIBILITY.

- HK101 General.
- HK102 Type and Conformation.
- HK103 Height.

SUBCHAPTER HK-2. BREEDING CLASSES.

- HK104 General.
- HK105 Specifications.

SUBCHAPTER HK-3. CONDUCT.

- HK106 Division of Classes.
- HK107 Attendants.
- HK108 Time Out.
- HK109 Equipment and Vehicles.

SUBCHAPTER HK-4. CLASS SPECIFICATIONS.

- HK110 General.
- HK111 Judging.
- HK112 Single Pony.
- HK113 AHHS Youth Medallion Classes.
- HK114 Pairs.

SUBCHAPTER HK-5. SPECIAL RATING REQUIREMENTS.

- HK115 Conditions.

SUBCHAPTER HK-6. HACKNEY ROADSTER PONIES.

- HK116 General.
- HK117 Showing Procedures, Equipment and Attire.
- HK118 Division of Classes.
- HK119 Classes Offered and Specifications.

SUBCHAPTER HK-7. HACKNEY HORSES

- HK120 General.
- HK121 Showing.
- HK122 Appointments.
- HK123 Class Specifications.

SUBCHAPTER HK-8. PLEASURE HACKNEY HORSES

- HK124 General.
- HK125 Pleasure Hackney Horse - Harness.
- HK126 Pleasure Hackney Horse - Under Saddle.
- HK127 Pleasure Hackney Horse - Breeding Classes.



CHAPTER HK HACKNEY DIVISION

SUBCHAPTER HK-1. DEFINITIONS AND ELIGIBILITY.

HK101 General.

1. In order to compete, all Hackney Ponies must be registered with the American Hackney Horse Society and/or the Canadian Hackney Society. They must be entered in their full registered names, with registration numbers, and under the names of the owner(s) of record with the AHHS or the CHS. A copy of registration papers showing proof of ownership must be submitted with entry form at the time of making entry or presented to competition office before competition number will be released; competition management is responsible for notifying exhibitors of this requirement. A copy of the registration papers will be returned when exhibitors pick up their numbers, if requested. See GR1309.2a(6). Exception: Ponies shown in the Harness Pony section at a Federation Regular Competition prior to December 31, 1989. Ponies shown in Roadster Pony divisions at Federation Regular Competitions prior to December 31, 1991.
2. Membership Requirements.
 - a. Owners and trainers of Hackney Roadster ponies participating at Federation licensed competitions in the Hackney Division must be current members in good standing with either the American Hackney Horse Society or the American Road Horse and Pony Association.
 - b. Owners and trainers of ponies participating at Federation licensed competitions in all other sections of the Hackney Division must be current members in good standing with the American Hackney Horse Society.
 - c. Originals or copies of the above listed membership cards must be provided to the competition unless at its discretion the membership can be confirmed electronically with either the AHHS or the ARHPA office.
 - d. Lessees are considered owners in connection with these membership requirements. In the event of an entry under multiple ownership, only one owner need be a member of the required organization.
3. Attention getting devices &/or other noisemakers (including but not limited to tape measures, blow horns, bamboo poles, baby powder, whips longer than 6', etc.) are not allowed in and around the make up/schooling/warm-up and competition rings during scheduled competition sessions. Use of explosives and fire extinguishers (except in the case of fire) is not allowed on competition grounds at any time. All such items will be confiscated and offenders will be reported to the USEF. (See also GR839.4.i)
4. Electronic communication devices used for purposes of coaching, etc., between competitors and individuals outside the ring shall be prohibited in all classes in the Hackney Division. Exempt from this rule are handicapped drivers/riders who have submitted written proof to the Federation steward.
5. Stallions are prohibited in Junior Exhibitor Classes. Stallions may be shown in classes restricted to Lady drivers, except in the Pleasure section where stallions are never permitted.
6. A pony may be shown in only one of the four sections (Hackney [short or cob-tail], Hackney Harness [long-tail], Hackney Roadster, or Hackney/Harness Pleasure Driving Pony) at the same competition. *(Ponies competing in Hackney Roadster Pony classes within the Hackney Division may enter Roadster Pony classes within the Roadster Division at the same competition. However, a pony shown in the Hackney, Harness, or Pleasure sections within the Hackney Division cannot enter a Roadster Pony class within the Roadster Division at the same competition.)* One change of section per year per owner of record with the American Hackney Horse Society is permitted. If a particular competition does not offer a Hackney/Harness Pleasure Driving Pony section, pleasure ponies may enter the Hackney, Harness or Roadster Pony section without jeopardizing their eligibility in the Hackney/Harness Pleasure Driving Pony section at subsequent competitions.
BOD 1/17/10 Effective 4/1/10
7. Maiden/Novice/Limit classes are open to ponies that have not won one/three/six first place ribbons respectively at USEF licensed competitions. Ribbons won in classes with only one entry will not count in determining Maiden, Novice or Limit status. Ribbons won within

one section (i.e. Hackney Harness, Hackney Roadster, etc.) do not count in the reckoning of Maiden/Novice/Limit status if the pony competes in a different Hackney section. However, ribbons won in the Roaster Pony section of the Roadster Division will count towards the maiden/novice/limit status of Hackney Roadster ponies.

HK102 Type and Conformation.

1. The Hackney is known as the “aristocrat of the show ring.” He carries himself with an attitude which is seemingly explosive, with great expression, but is very tractable. His diversity and temperament allow him to be adaptable to the challenge - be it show, pleasure, carriage, riding or child’s friend. The Hackney is loved for his animation, vigor, endurance, personality and strong natural way of going. However it is presented, his picture is one of beauty and animation.

2. **GENERAL APPEARANCE.** Overall view from the side, the animal can be divided into equal thirds: from the tip of the nose to withers; from withers to mid-loin; and mid-loin to tip of buttocks. Type: Symmetry, overall ease of identification as a Hackney. Quality: Bone clean, dense, fine, yet indicating substance. Tendons and joints sharply defined, hide and hair fine, general refinement. Temperament: Gentleness-disposition good; active, intelligent.

- a. Head: carried relatively high; size and dimensions in proportion, clear-cut features, well-chiseled, straight face line.
- b. Muzzle: fine; nostrils large; lips thin, trim, even.
- c. Eyes: prominent orbit, large, full, bright, clear, lid thin.
- d. Ears: small, fine, alert, out of top of head, pointed, set close.
- e. Neck: supple, well-crested; throat latch clean; head well set on.
- f. Shoulders: very long, sloping, yet muscular.
- g. Forearm: long, broad, muscular.
- h. Knees: straight, wide, deep, strongly supported.
- i. Cannons: short, broad, flat, tendons sharply defined, set well back.
- j. Pasterns: long, sloping, 45 degree angle with vertical, smooth, strong.
- k. Feet: round, uniform, straight, frog large and elastic, heels wide.
- l. Legs: sinewy - when viewed from front, a vertical line from the point of the shoulder should divide the leg and foot into two lateral halves; viewed from the side, the same line should pass through the center of the elbow joint and the center of the foot.
- m. Withers: high, muscular, well-finished at top, extending well into the back.
- n. Chest: medium-wide, deep.
- o. Ribs: well-sprung, long, close.
- p. Back: short, straight, strong, broad.
- q. Flank: deep, long, full flank, not tucked, low underline.
- r. Hips: broad, round smooth.
- s. Croup: long, level, smooth, no goose-rump.
- t. Tail: comes out high from back; well-carried.
- u. Thighs: full, muscular.
- v. Gaskins: broad, muscular.
- w. Hocks: straight, wide, point prominent, deep, clean-cut, smooth, well-supported.
- x. Cannons: short, broad, flat, tendons sharply defined.
- y. Pasterns: long, sloping, smooth, strong.
- z. Feet: back slightly less round than in front; uniform, straight, sole concave, frog large and elastic, heels wide and full.
- aa. Legs: viewed from the rear, a vertical line dropped from the point of the buttock should divide the leg and foot into lateral halves; viewed from the side, the same vertical line from the point of the buttock should touch the hind edge of the cannon from the hock to the fetlock.

3. **CONFORMATION PROPORTIONS.**

- a. **HEAD:** Should be well-shaped and in proportion in size to the size of the animal. The eyes should be large and set wide apart. The ears should be well shaped, set somewhat close together on top of the head and carried alertly. The face should be straight with a fine muzzle, large nostrils and a clean smooth jaw line with the mandible set wide apart - for good air passage.
- b. **NECK:** Should be set on top of the shoulder with a definite demarcation where it arises from the chest and also where it attaches to the withers. The top line on the neck

should be considerably longer than the under line with a fine throat latch and long poll to facilitate attractive head carriage.

c. **BODY:** The shoulder should be long and well angulated with prominent, well defined withers. The back should be somewhat level with a shorter top line than under line. The hip should also be long with a fairly flat croup and high-set tail carriage.

d. **LEGS:** The front legs should be attached well forward beneath the point of the shoulder. They should be straight with a long forearm and short cannon bone. The pasterns should have sufficient length and angulation to provide a light, springy step. The hind legs should also be set on the "corners" of the body with a long gaskin and short cannon bone. A slight "sickle hocked" appearance is not undesirable and the hock and knee should be approximately the same distance from the ground.

e. **HOOVES:** These should be in proportion to the size of the animal, open at the heel with a concave sole. A slight toeing out is not objectionable.

f. **VIEW FROM THE FRONT:** Chest should be of moderate width. Front legs should be perpendicular to the ground. A straight line through the forearm to the center of the knee to the center of the coronet band is preferable.

g. **VIEW FROM THE SIDE:** The top line represents a curve from the ears and poll to the back, giving the impression of the neck sitting on top of the withers rather than in front of them; continuing to a straight back with a relatively level croup rounding to a well-muscled buttock. Tail should be attached high; at maturity the croup should not be higher than the withers. The under line should be longer than the top line, and the body should be deep through the heart, girth and flank. The front legs should be straight and perpendicular to the ground and attached to the point of the shoulder. From the view from the side, the animal can be divided into equi-distant thirds; one-third from the tip of the nose to withers; one-third from withers to mid-loin and one-third from mid-loin to tip of buttocks.

h. **VIEW FROM THE REAR:** Croup should be well rounded, thighs and gaskins well muscled. The gaskins should be relatively long in relation to the cannons.

4. **TO BE PENALIZED.** Lack of Hackney type, coarse or plain head, Roman nose, lop ears, pig or small eyes, short neck, straight neck, ewe neck, thick throat latch, fat withers, swayback or roached back, straight shoulder, crooked legs, calf knees, over at the knees, bow legs, straight pasterns, extreme splayfeet or pigeon-toed, contracted heels, base stance too wide or too narrow, sickle hock, extreme cow hocks, lack of muscle tone, thinness, obesity, rough coat, over all lack of conditioning. These and any other defects attributable to heredity must be penalized.

5. **VARIATIONS TO THE IDEAL.** With the natural variations of type within the breed, some Hackneys do not conform to the ideal, but are perfectly suited to various kinds of competition. If they meet all other requirements for a particular event or discipline, they should not be penalized too severely. Horses and ponies must be serviceably sound, i.e., must not show evidence of lameness or broken wind. In the event an animal has lost the sight in one eye, it may still be shown.

HK103 Height.

1. For competition purposes, the maximum height of Hackney ponies is 14.2 hands and the maximum height of Harness ponies is 12.2 hands. Competitions may add a new division for those Harness ponies 48 inches and under. See HK116.2 for maximum height of Roadster ponies.

2. Ponies shown in the Harness Pony and Roadster Pony sections must possess a current measurement card or valid measurement form issued by the Federation. (See GR502). The measurement of Hackney Pleasure Ponies and Hackney (cob-tail) Ponies will not be necessary unless the classes are divided according to height. The animal must be free of all appliances.

3. In Pair classes a difference of one-half inch in the height of the two ponies is allowable without penalty. If the difference exceeds one-half inch, it will count against the entry. In a class where height is part of the specifications, such as Pairs not exceeding 13 hands, if two ponies are only one-half inch apart and one is within the height specified, the pair is eligible to compete. If one pony exceeds the limit by more than one-half inch the pair is ineligible. Such a pair is eligible in only one height division. The same provision applies in a class where the specifications call for Pairs over a specified height.

4. The animal should be standing with his front legs perpendicular to the ground. Ideally his head should be lower than his withers. This easily locates the highest part of the withers where the measurement should take place. Handlers must not interfere with the animal in any way that will prevent it from standing in the correct position; blinkers may be allowed.

SUBCHAPTER HK-2. BREEDING CLASSES.

HK104 General.

Open to stallions and mares of various ages, registered with the American or Canadian Hackney Horse Societies. Show Committees are urged to offer separate classes for stallions and mares, two years of age and over.

HK105 Specifications.

1. To be shown in-hand at a walk and trot. Conformation, type, quality and finish to count 50% for weanlings, yearlings, two-year-olds and over. Performance, manners, disposition and way of going shall count 50% for weanlings, yearlings, two-year-olds and over.
2. Two-year-old stallions and geldings may be shown in stallion tack. Stallions and geldings over two years old must be shown in stallion tack.
3. Show Champions and Reserve Champions will be selected as outlined in GR810.
4. Inconspicuous hair and/or tail brace permitted. A spoon crupper is optional.
5. Only two people per animal are permitted in the ring. Handlers and attendants must be neatly and appropriately dressed in clean and well-fitted clothes. Each may carry or use a whip not exceeding 6' including lash; the lash shall not have been altered in any way. It must be a standard whip of suitable style. Exception: A small empty paper bag, a small empty plastic bag, or ribbons may be attached to the whip. The small empty bag may be used separately.

SUBCHAPTER HK-3. CONDUCT.

HK106 Division of Classes.

1. Classes may be divided 13 hands and under; over 13 hands and not exceeding 14.2 hands. It is recommended that classes with 16 or more entries be divided into separate sections. If divided, the prize money must be doubled and separate trophies and ribbons awarded.
2. In "A" rated sections it is recommended that competition management offer Amateur Ladies and Amateur Gentlemen's classes qualifying for an Amateur Championship. A Junior Exhibitors class is optional.
3. In all rated sections, Ladies classes will count toward the minimum number of classes and prize money required for any rating even if a complementary Gentlemen's class is not offered.
4. It is strongly recommended that all pleasure pony classes be divided at 16 entries. It is recommended that classes be divided as to age of driver or sex of pony if there are a large number of entries anticipated.

HK107 Attendants.

1. Attendants, suitably attired, will be permitted in all classes but only in Ladies, Amateur, Junior Exhibitor and multiple hitch classes will attendants be permitted to stand inside the gate. This attendant must take no action that will affect the performance of any pony. Only one attendant is allowed to head a pony. Exception: Hackney Roadster Ponies, see HK117.6.
2. Ponies may be unchecked while lined up except in Ladies, Junior Exhibitors, Amateur and Owners classes where ponies must remain checked, but checks may be adjusted. *(Exception: Pleasure ponies are to remain checked in the line up and may not be adjusted unless an additional workout is called, at which time, ponies remaining in the line up may be adjusted or unchecked).* In Ladies, Junior Exhibitors, Amateurs and Owners classes, attendant may stand an entry on its feet and thereafter he shall remain at least two paces distant from the head. *BOD 1/17/10 Effective 4/1/10*
3. Ponies are not to be lined up head-to-tail. All awards must be made from the lined up position and entries must not be asked to retire to the end of the ring.

HK108 Time Out.

Any exhibitor stopping during a class for any minor adjustment, other than a time out, will be eliminated. An exhibitor is entitled to request only one time out per class. (See GR833.)

HK109 Equipment and Vehicles.

1. All ponies are to be exhibited to an appropriate vehicle, either viceroy or a miniature side rail buggy of a type used for fine harness horses.
2. All vehicles and equipment must be in serviceable condition. Any exhibitor using vehicles or equipment deemed to be disruptive to other exhibitors must be excused from the ring.
3. The term "to be driven in the half cheek" means that the reins should be around the post or through the top slot, provided the top slot is 3/4 of the way inside the ring.
4. Unless stated differently in the class specifications, ponies must be shown in an attached sidecheck with round blinkers with a liverpool bit. A separate sidecheck bit is not required.
5. Entries must be shown without artificial appliances (e.g., wired ears, chains, shackles, draw reins, kicking strap, conspicuous wire cavessons). Inconspicuously applied hair in mane or tail, a tail brace and mouth controls are permitted.
6. Tradition suggests the following appointments: apron, gloves and whip.
7. If not properly bitted in the half cheek entry must be severely penalized.

ACCEPTABLE HALF CHEEKS



UNACCEPTABLE HALF CHEEKS IN JUNIOR EXHIBITOR, AMATEUR, OWNERS, AMATEUR-OWNERS, LADIES AND GENTLEMENS CLASSES.



HK-HACKNEY

SUBCHAPTER HK-4. CLASS SPECIFICATIONS.

HK110 General.

1. Hackney ponies must appear to have a short tail and must appear to have a tightly braided mane. (Exceptions: National and Local In-Hand Futurities.) Harness ponies are exhibited with a long mane and undocked tail.
2. Hackneys who show evidence of lameness or broken wind must be severely penalized.
3. Excessive speed is undesirable.
4. The Term "Drive on" is never to be used in regard to Hackney Ponies. The gaits for the Hackney Ponies shall be "Park Trot," which is executed in a highly collected manner and "Show Your Pony," which designates the speed which shows your pony to its best advantage. Amateur, Ladies, Gentlemen, Owner, and Junior Exhibitor Ponies are shown at the park trot only.
5. All futurity classes are indicated as local unrated classes. Procedures for conduct of futurity classes must be printed in the prize list. Show Committee may state these classes are run under the same specifications as Federation Hackney Breeding classes.
6. UPHA Classic classes are run under the same specifications as Federation Hackney Division rules.

HK111 Judging.

In all Ladies, Amateur, Junior Exhibitor and Pleasure classes the judge(s) must walk the line up. If a judging panel is being used to officiate these classes, all judges must comply with this rule.

HK112 Single Pony.

1. SINGLE HACKNEY (or) HARNESS PONY MAIDEN, NOVICE, LIMIT. To be judged on quality, performance and manners.
2. SINGLE HACKNEY (or) HARNESS PONY 4 YEARS OLD OR UNDER. STALLIONS, MARES, GELDINGS. To be judged on quality, performance and manners.
3. SINGLE HACKNEY (or) HARNESS PONY 4 YEARS OLD AND UNDER, CHAMPIONSHIP. To be eligible, ponies must be entered, shown and judged in any other single Performance Class in this division. Entries need not be named until ___ hours (time to be determined by competition management) before scheduled time of holding the class when names and description of entries must be made in writing by owner or his agent. To be judged on quality, presence, performance, conformation and manners.
4. SINGLE HACKNEY (or) HARNESS PONY, JUNIOR EXHIBITORS, AMATEURS, LADIES, GENTLEMEN, OWNERS, AMATEUR OWNERS, AMATEUR LADY TO DRIVE, AMATEUR GENTLEMAN TO DRIVE. (If an Amateur Lady to Drive class is offered, competition management must also offer an Amateur Gentleman to Drive class as well and vice versa). To be shown to viceroy or other suitable vehicle. To show all-around action at a park trot and not faster. To be driven in the half cheek with sidechecks, appear to have perfect mouths, must stand quietly and must back easily. Ponies must be checked, but the checks may be adjusted during the line up. During a workout those remaining in the center of the ring may be unchecked. Not an Appointments Class. To be judged on manners, quality and performance.
5. SINGLE HACKNEY (or) HARNESS PONY, JUNIOR EXHIBITORS, AMATEURS, LADIES, GENTLEMEN, OWNERS, AMATEUR OWNERS, AMATEUR LADY TO DRIVE, AMATEUR GENTLEMAN TO DRIVE CHAMPIONSHIP. To be eligible ponies must be entered, shown and judged in a qualifying class restricted in a similar manner as the Championship. However, if an Amateur Ladies class is not offered, Amateur Ladies showing in the Open Ladies class will be qualified for the Amateur Championship. Entries need not be named until ___ hours (time to be determined by competition management) before scheduled time of holding the class when names and description of entries must be made in writing by owner or his agent. To be judged on manners, presence, quality, conformation and performance.
6. UPHA SINGLE HACKNEY (or) HARNESS PONY CLASSIC AND CLASSIC CHAMPIONSHIP. Open to ponies four years old and under. To be judged on performance, presence, quality, conformation and manners. For complete information on holding UPHA Classics contact United Professional Horsemen's Association, 4059 Iron Works Parkway, Suite #2, Lexington, KY 50511, 859-231-5070.

7. SINGLE HACKNEY (or) HARNESS PONY OPEN, STALLIONS, MARES, GELDINGS. To be judged on performance, quality and manners.
8. HACKNEY PONY GIG CLASS. To be shown to a gig and driven by an amateur. To be shown at a walk, park trot and smart trot. Ponies must be asked to back. Must be shown with a standing martingale. To be judged on presence, manners, quality and performance.
9. SINGLE HACKNEY (or) HARNESS PONY CHAMPIONSHIP. To be eligible ponies must be entered, shown and judged in any other single Performance class in this division. Ponies need not be named until ___ hours (time to be determined by competition management) before the scheduled time of class, at which time the names and description of entries must be made in writing by owner or his agent. To be judged on performance, presence, quality, conformation and manners.
10. SINGLE HACKNEY OR HARNESS PONY PLEASURE DRIVING, AMATEUR, JUNIOR EXHIBITOR. Open to registered Hackney Ponies 14.2 hands and under. Jr. Exhibitors and Amateurs only. Open to Mares and Geldings only. Longtails and Cobtails shown together, unless management deems they have enough entries to offer two divisions; switches or artificial tails may be added. One attendant without whip is permitted to head each pony only during the line up. The attendant may stand the entry on its feet and then must stand at least two paces back from the pony and is not allowed to touch the pony except for safety purposes. It is imperative that ponies stand quietly, back readily and return to the lineup. Appointments include: appropriate harness (black or russet) with low crupper, sidecheck or overcheck, square or round blinkers, snaffle. Martingale optional, checkbit mandatory, no braids. Must be shown to an appropriate vehicle either a two-wheeled basket type jog cart or road bike with basket. Ponies shall remain checked in the line up and may not be adjusted, unless an additional workout is called, at which time, ponies remaining in the line up may be unchecked. To be shown at a flat walk, pleasure trot and road trot (showing a distinct difference in gait). Excessive speed and laboring motion to be penalized. Judge's emphasis should be on ability to give a pleasurable drive while retaining a show attitude. To be judged on suitability, manners, performance, quality and conformation. Ponies must stand quietly and are required to back. Ponies cannot cross enter between Hackney, Harness or Roadster Pony classes at the same competition. The use of artificial appliances or devices such as chains, shackles and rubber bands are prohibited on the grounds before or during the competition.
11. SINGLE HACKNEY OR HARNESS PONY PLEASURE DRIVING, AMATEUR CHAMPIONSHIP, JUNIOR EXHIBITOR CHAMPIONSHIP. To be eligible, ponies must be entered, shown and judged in a qualifying class with the same specifications. To be judged on suitability, manners, performance, quality and conformation.
12. UPHA SINGLE HACKNEY OR HARNESS PONY PLEASURE DRIVING CLASSIC AND CLASSIC CHAMPIONSHIP. Open to ponies four years old and under. To be shown at a flat walk, pleasure trot and road trot (showing distinct difference in gait). Excessive speed and laboring motion to be penalized. Judge's emphasis should be on ability to give a pleasurable drive while retaining a show attitude. To be judged on manners, suitability, performance and conformation. Ponies must stand quietly and are required to back. Ponies cannot cross enter between Hackney, Harness or Roadster Pony classes at the same competition. The use of artificial appliances or devices such as chains, shackles and rubber bands are prohibited on the grounds before or during the competition. For complete information on holding UPHA Classics contact United Professional Horsemen's Association, 4059 Iron Works Parkway, Suite #2, Lexington, KY 50511, 859-231-5070.
13. *SINGLE HACKNEY OR HARNESS PONY COUNTRY PLEASURE DRIVING, AMATEUR, JUNIOR EXHIBITOR, AND CHAMPIONSHIPS. The Country Pleasure Pony may be less showy than the Single Hackney or Harness Pleasure Pony, but it should still be typical of the breed. Open to Jr. Exhibitors and Amateurs only. Stallions prohibited. Longtails and Cobtails shown together. Switches and artificial tails allowed. One attendant without whip is permitted to head each pony only during the line up. The attendant may stand the entry on its feet and then must stand at least two paces back from the pony and is not allowed to touch the pony except for safety purposes. Ponies shall remain checked in the line up and may not be adjusted, unless an additional workout is called, at which time, ponies remaining in the line up may be adjusted or unchecked. The use of artificial appliances or devices such as chains, shackles and rubber bands are prohibited on the grounds before or during the competition.*

a. *Shoeing: Country Pleasure Ponies must be plain shod. Permissible as plain shod shall be a shoe that may contain toe or side clips. Not permissible as plain shod: bands, bars, pads, wedges, lead, springs, or any attachment that extends below the bottom of the shoe. The sole and entire frog of the foot must be visible. Any animal with prohibited shoeing must be disqualified from further competition at that event.*

b. *Appointments: Appropriate harness (black or russet) with low crupper, sidecheck or overcheck, square or round blinkers, snaffle. Martingale optional, checkbit mandatory, no braids allowed. Must be shown to an appropriate vehicle either a two-wheeled basket type jog cart or road bike with basket.*

c. *Gaits: To be shown at a flat walk, pleasure trot, and road trot (showing a distinct difference in gait). Entries must halt on the rail, both directions of the ring. It is imperative that ponies stand quietly and back readily in the line up.*

d. *Judging: To be judged on suitability, manners, performance, quality, and conformation. Transition from one gait to another should be smooth and effortless. Ponies must be obedient with prompt transitions. Special emphasis is placed on a true, flat walk. Ground covering action is desired. Entries to be penalized for pulling, head tossing, laboring action, and going sideways.*

e. *Cross Entries: Country Pleasure Ponies are ineligible to compete in any other section of the Hackney Division at the same competition. BOD 1/17/10 Effective 4/1/10*

14. **SINGLE HACKNEY OR HARNESS PONY PARK PLEASURE DRIVING.** To be shown in accordance with HK112.10 except that entries must be four years of age and under and may be shown by an amateur, professional or junior exhibitor. Ponies may not cross-enter into regular Hackney or Harness Pony Pleasure Driving classes at the same competition.

15. **HACKNEY OR HARNESS CARRIAGE CLASS.** Open to registered Hackney ponies. Registered Hackneys showing in this class shall not cross enter into any Hackney, Harness or Roadster Pony performance class at the same competition. Ponies may be shown with short or long tails. Harness must be appropriate for the carriage used. To be shown to an appropriate two or four wheeled carriage at a walk, collected trot, and extended trot, excessive speed to be penalized. Must stand quietly and back readily. At least one figure eight may be performed at the discretion and on the instructions of the judge. Button braids are permitted. Hat, apron, gloves and whip are required. To be judged 75% on performance, quality and manners; 25% on turnout.

HK113 AHHS Youth Medallion Classes.

For all classes, safety is to be paramount with suitability of exhibitor to pony/horse and exhibitor's ability to show the Hackney to its best advantage given first consideration. In all classes one attendant may be allowed and may stand an entry on its feet and thereafter remain at least two (2) paces distant from the head, except in Showmanship In-Hand where no attendant is allowed. Horses are allowed in the AHHS Youth Medallion Pleasure Driving, Pleasure Driving-Reinsmanship, Pleasure Under Saddle and Showmanship In-Hand classes. Protective headgear is mandatory in all Roadster Pony to Bike, Roadster Pony Under Saddle classes and is strongly recommended in Pleasure Pony classes. Classes are open to Junior Exhibitors. To be eligible for the National Finals, the combination of one pony/horse and driver/rider must have shown and placed (received a ribbon) in an official AHHS Youth Medallion class. To compete in the National Finals the rider/driver must be an AHHS member. The qualifying period for each year will begin December 1 and end one week prior to the starting day of the Saddlebred/Hackney section of the competition hosting the National Finals. For permission to offer qualifying AHHS Youth Medallion classes or for further information please contact the American Hackney Horse Society at 4059 Iron Works Parkway, Building A, Lexington, KY 40511, (859)-255-8694.

1. **AHHS YOUTH MEDALLION Roadster Pony, Pleasure Driving, Hackney/Harness, Roadster Under Saddle.** Class specifications are to be the same the Federation Hackney division's Junior Exhibitor class specifications with the exception that suitability is to be judged first.

2. **AHHS YOUTH MEDALLION PLEASURE UNDER SADDLE.** To be shown under English saddle, open bridle with snaffle bit single or double reins, (martingale optional), full bridle (curb bit and snaffle) or Pelham (without martingale) acceptable. Braids or artificial devices are not allowed. Rider attire to be dark jodhpurs, shirt, tie, fitted or sweater vests (optional), riding boots, gloves and hair neatly held back so the number is easily read. Riding suits and

hats (other than protective headgear) are prohibited. To be shown at a flat walk, pleasure trot, and a road trot. Entries must stand quietly and are required to back in the line up. To be judged on suitability, manners, performance and quality.

3. AHHS YOUTH MEDALLION PLEASURE DRIVING-REINSMANSHIP. To be shown to an appropriate two-wheel vehicle, both ways of the ring, at a walk, slow trot, working trot and strong trot. A workout will be required and performed at any of the above gaits requested by the judge. Entry will be asked to perform a figure of eight and/or any other appropriate test. Ability and skill of driver is to be considered. Judging will be based 70% (50% of rail work, 50% workout) on performance, manner and way of going of the pony/horse, 20% on condition and fit of the harness and vehicle and 10% on neatness of attire. Test which may be used:

- a. Figure of eight.
- b. Serpentine with cone markers.
- c. Drive between two parallel cavaletti.
- d. Right or left turn through cone makers.
- e. Execute a back between two (2) cones or cavaletti.

4. AHHS YOUTH MEDALLION SHOWMANSHIP IN-HAND. Attire for handler will be dark jodhpurs, shirt, tie, vests (optional), riding boots, gloves and hair neatly held back so the number is easily read. Riding suit and hats (other than protective headgear are prohibited). Judging will be based 50% on presentation of the pony/horse and showmanship skills, 40% on condition, grooming and fitting of the pony/horse and 10% on appearance and grooming of exhibitor. Appointments, See SB181. Judging procedures, See SB182. Workout, See SB183.

HK114 Pairs.

PAIR OF HACKNEY (or) HARNESS PONIES OPEN. To be shown to a suitable four-wheeled vehicle with side checks. To be judged on performance, quality, similarity and manners.

SUBCHAPTER HK-5. SPECIAL RATING REQUIREMENTS.

HK115 Conditions.

See GR314 for classes that do not count toward the minimum number of classes and prize money required for a section's rating. NOTE: In the Hackney Pony Division, Ladies' classes do count toward the rating even if a complementary class for Gentlemen is not offered. Classes for Hackney Horses do not count toward the required number of classes for a rating.

SUBCHAPTER HK-6. HACKNEY ROADSTER PONIES.

HK116 General.

1. Entries in Roadster classes must be registered with the American or Canadian Hackney Societies and must be entered under their full registered name of owner of record with the AHHS or CHS. Exception: Ponies shown in the Roadster Pony division at Federation Regular Competitions prior to December 1, 1991.

2. If only one section for Roadster Ponies to Bike is offered, it must be for ponies 52 inches and under. If entries warrant, two sections may be offered: a) Roadster Ponies to Bike 50 inches and under; b) Roadster Ponies to Bike over 50 inches to 52 inches. If two sections are offered, competition management may offer a championship/stake for each section. Roadster Ponies Under Saddle and Roadster Ponies to Wagon are restricted to ponies 54" and under. Ponies may not be shown in a Roadster performance class unless the owner possesses a current measurement card or valid measurement form issued by the Federation or Management can confirm the measurement electronically with the Federation (see General Rules, GR502).

3. All Hackney Roadster Ponies must be re-measured and issued new measurement cards prior to competing in licensed competitions for the year 2004 and beyond. In all Hackney Roadster pony championship/stake classes (except Junior Pony sections) at selected USEF competitions which will be notified in writing by USEF, the first place and fourth place ponies must allow a heel measurement to be taken immediately following the class to verify the heel measurement is at or below what is indicated on the current measurement card; a copy of which must be on file in the show office prior to the pony competing. The heel measurement will be taken by the competition steward at a location determined by

the measuring official and competition management. The heel measurement must be taken from the left bulb of the left front heel, from the skin line on the lower side of the coronary band with the ruler perpendicular to the flat surface. It is the trainer's or driver's decision and responsibility to determine if the pony will be hitched or unhitched for this measurement. If the heel measurement is higher than the measurement on the pony's USEF measurement card, an overall height measurement must be performed by two measuring officials (See GR502.4) no later than one hour following the end of the session at the designated location. Any entry that exceeds the legal height limit will forfeit winnings in that class. In the event there are fewer than four ponies in a class, the pony occupying the final placing will be measured. In the event of an emergency and the steward is unavailable to take the heel measurement immediately, competition management must appoint a representative to remain with the pony until the heel measurement can occur.

4. Judges licensed in Hackney Pony division can judge the Hackney Roadster Pony classes.

5. Roadster Ponies must appear to have a long mane and tail.

HK117 Showing Procedures, Equipment and Attire.

1. Protective headgear is required for all Junior Exhibitor and AHHS Youth Medallion roadster pony classes (both to-bike and under-saddle). Refer to GR801.4, GR801.6, GR801.7.

2. Ponies shall be shown to a roadster cart (bike). A low crupper, overcheck, square blinkers and straight or broken snaffle bit shall be used. Martingales, and protective boots permitted. Driver shall wear stable colors, cap (or protective headgear, see HK117.1) and jacket to match. The exhibitor's number must be worn on the back of the driver.

3. Roadster ponies must enter the ring clockwise at the jog-trot, then show at the road gait; turn counterclockwise at the jog trot, show at the road gait and then trot at speed. At all speeds they should work in form. Animation, brilliance and competition ring presence should characterize the Hackney Roadster Pony in working at a jog-trot or road gait. When asked to drive on, the pony must show speed and go in form. Improper cadence of the trot, i.e., hesitation of the hock's action or mixed gaited ponies that rack the turns and/or break and run on the turns shall be penalized.

4. Ponies should be shown on the rail at all times except when passing and should go to the far end of the corner without side reining; should be light mouthed, capable of being taken up at any time and show willingness to stand when being judged in the center of the ring.

5. Performance at all three gaits should be strongly considered. In the event of a workout, entries chosen must be worked both ways of the ring, as in the original routine.

6. When ponies are lined up, no attendant is permitted and the driver shall not leave his vehicle except for necessary adjustments. He may, however, uncheck and stand at the pony's head when left in the center of the ring while a part of the class is on the rail for a workout. NOTE: During the line-up in classes restricted to Junior Exhibitor, Ladies or Amateur Roadster pony classes, one attendant is permitted to head the pony. The attendant must not touch the entry except for safety reasons. During a workout in the Junior Exhibitor, Ladies or Amateur Roadster Pony classes an attendant is permitted in the ring for those entries not participating in the workout. During a workout the attendant may uncheck and hold the entry. However, when the workout is over the pony must be rechecked and the attendant must move away from the pony.

7. An exhibitor is entitled to request only one time-out per class (see GR833).

HK118 Division of Classes.

1. If there are 16 or more entries in a class, it is required that the class be divided into separate sections by selecting every other number on the list of entries or divided per HK118.2 with separate prize money and ribbons.

2. It is recommended that Amateur, Juvenile or Ladies classes be divided as to age of driver or sex of pony if there are a large number of entries anticipated.

3. It is recommended that classes for Junior Exhibitors be divided by age of driver and a Junior Exhibitor Championship offered. If no Junior Exhibitor Championship is offered at the competition, ponies shown in Junior Exhibitor classes are eligible for the Amateur Championship. Junior Exhibitors are not allowed in any Open qualifying or Open Championship class with the exception that Junior Exhibitors are allowed to show in Open

Hackney Roadster Pony to Wagon classes. The use of protective head gear is required by Junior Exhibitors in these classes.

HK119 Classes Offered and Specifications.

Classes may be divided by sex. Stallions are prohibited in Junior Exhibitor Classes.

1. SINGLE HACKNEY ROADSTER PONY, OPEN, LIMIT, NOVICE, JUNIOR (4 years old & under) TO BIKE. To be judged on performance, speed, presence, quality, conformation and manners.
2. SINGLE HACKNEY ROADSTER PONY, OPEN, LIMIT, NOVICE, JUNIOR CHAMPIONSHIP TO BIKE. To be eligible ponies must be entered, shown and judged in another class in harness in this division. To be judged on performance, speed, presence, quality, conformation and manners.
3. SINGLE HACKNEY ROADSTER PONY JUNIOR EXHIBITOR, AMATEUR OR LADIES TO BIKE. To be judged on suitability, manners, performance, speed and quality.
4. SINGLE HACKNEY ROADSTER PONY JUNIOR EXHIBITOR, AMATEUR OR LADIES CHAMPIONSHIP TO BIKE. To be eligible ponies must be entered, shown by a Junior Exhibitor, Amateur or Lady and judged in any qualifying class having the same judging specifications. If an amateur ladies class is not offered, amateur ladies showing in the open ladies class will be qualified for the amateur championship. To be judged on suitability, manners, performance, speed and quality.
5. JUNIOR EXHIBITOR HACKNEY ROADSTER PONY UNDER SADDLE AND CHAMPIONSHIP (54 inches and under). To be shown under English saddle, full martingale, open bridle with snaffle bit, single or double rein and protective boots. Rider to wear stable colors, jacket and protective headgear to match. To be judged on manners, performance, speed, quality and suitability of rider to pony. Saddle classes qualify for saddle championships only.
6. UPHA HACKNEY ROADSTER PONY CLASSIC AND CLASSIC CHAMPIONSHIP TO BIKE. Open to ponies four years old and under. To be judged on performance, speed, quality, and manners. For complete information on holding UPHA Classics contact United Professional Horsemen's Association, 4059 Iron Works Parkway, Suite #2, Lexington, KY 40511, (859) 231-5070.
7. SINGLE HACKNEY ROADSTER TO WAGON (54 inches and under). To be judged on performance, speed, quality and manners. Exhibitors shall wear a business suit with a hat of choice. Breeching is required in all wagon classes. If no championship is offered for this class it shall be considered as a qualifying class for the Hackney Roadster to Bike Championship as long as the pony qualifies under the Hackney Roadster to Bike height restrictions (See HK116.2).
8. HACKNEY ROADSTER PONY COMBINATION. Open to Junior Exhibitors. Ponies first to be shown both directions of the ring as a Roadster pony to bike. Competitors will be called to the line up, ponies unhooked and saddled, then returned to the rail to be shown under saddle at the required gaits. Two attendants per entry are allowed to assist the changing of tack. If bridle is changed, harness bridle must not be removed prior to the pony being completely unhooked from the bike. Ponies must be shown by the same rider and driver. In both segments of the class ponies to be shown first at a jog-trot and road gait, then reversed and shown at a jog-trot, road gait, and then at speed. To be judged on manners, performance, speed, and quality.

SUBCHAPTER HK-7. HACKNEY HORSES

HK120 General.

1. Registration. Entries must be registered with the American or Canadian Hackney Societies, and must be entered under their full registered name by owner of record.
2. Owners and trainers of horses participating at Federation licensed competitions in any Hackney section must be current members in good standing with the American Hackney Horse Society and provide an original or copy of the AHHS membership card unless the competition, at their discretion, confirms electronically with the AHHS office. Lessees are considered owners in connection with this membership requirement. In the event of an entry under multiple ownership, only one owner need be a member of AHHS.
3. Height. For competition purposes, the height of the Hackney Horse shall be over 14.2 hands.

4. Soundness. Horses are to be serviceably sound. Horses showing evidence of lameness or broken wind must be severely penalized.
5. Combined ownership is not permitted in harness classes unless specified in the prize list. It is not permitted to make an entry in the name of one horse "and mate".

HK121 Showing.

1. All horses must appear to have a short tail and must appear to have a tightly braided mane and shall be exhibited to an appropriate vehicle. Overchecks are not permitted and entries shall be shown without artificial appliances (e.g., wired ears) except inconspicuously applied hair in mane and tail, a tail brace and mouth controls. Tradition suggests the following appointments: apron, gloves and whip. Excessive speed is undesirable. All classes after completing an appropriate number of rounds of the ring (depending on arena size) shall be reversed and shown in the opposite direction at the command of the judge. Every entry chosen for a workout shall be shown both ways of the ring.

One attendant must be permitted to stand inside the gate while a class is in progress and only one attendant is allowed to head a horse. Horses may be unchecked while lined up except in Ladies, Junior Exhibitors, Amateurs and Owners classes, attendant may stand an entry on its feet and thereafter he shall remain at least two paces distance from the head.

In Ladies and Amateur classes, all entries are to remain in the center of the ring during a second workout and may uncheck until the workout is completed. When time allows, Championship classes should be offered for the driving and riding classes.

2. See Rules GR134 and HK101.7 for definition of Maiden, Novice and Limit horses.

3. LADIES HACKNEY HORSES, MARE OR GELDING, SHOWN TO A PHAETON. Manners shall be considered paramount. The horse must show all-around action at a Park Trot and should never be driven any faster. It must stand quietly, remaining checked while lined up, and back when required to do so. The Lady's horse must be driven in the Half Cheek and appear to have a perfect mouth. The horse should be notable for beauty, quality and presence, and should be of solid color without flashy markings. To be judged on manners (paramount), quality and performance.

4. GIG CLASS. For single Hackney horses, stallions, mares or geldings. Horse to be over 14.2 hands, not over 16 hands; size of gig to be in proportion to size of horse shown. A gig horse should have presence, all-around action and be able to do a good pace, but excessive speed should not be required. After the contestants have made an appropriate number of rounds of the ring (depending on arena size) at the trot, horses should be asked to show in turn a walk, a Park Trot and a smart trot. All horses should be asked to back. To be driven by an amateur. To be judged on presence, manners, quality and performance. (See HK122 for appointments).

5. PAIRS—MAIDEN, NOVICE, LIMIT, OPEN, LADIES. See description of respective classes for single horses. In addition to performance, etc., pairs should be mated as closely as possible as to the size, color, type and way of going. In pair classes, a difference of one-half inch in the height of the two horses is allowable without penalty. If the difference exceeds one-half inch, it shall count against the entry. In a class where height is part of the specifications, such as pairs under 15.2 hands, if two horse are only one-half inch apart and one is within the height specified, the pair is eligible to compete. If one horse exceeds the limit by more than one-half inch the pair is ineligible. The same provision applies in a class where the specifications call for pairs over a specified height.

6. TANDEM. To be shown to a Gig or other appropriate two-wheeled vehicle. The wheel horses should be of proper size for the shafts and to possess substance and power for the work in hand, with some action. The lead horse to be slightly smaller than the wheel horse, notable for brilliance of action and beauty. A smart leader is essential for a good tandem. Horses need not be eliminated for variance of color but uniformity of color is to be considered.

7. COLLECTION OF THREE HACKNEY HORSES. To be shown in single harness or as a pair and a single. Each animal to be the bona fide property of the exhibitor. Exhibitors need not describe animals when making entry. To be judged on performance of horses as a unit, and ability to maintain proper distance between horses, uniformity and quality. Each exhibitor to give a solo performance of his three horses as a unit, both ways of the ring. The prize list should indicate whether entries are to be shown singly or as a pair and a single.

8. SELECTION OF THREE HACKNEY HORSES. Each animal to be the bona fide property of the exhibitor. Exhibitors need not describe animals when making entry. The prize list

should indicate whether entries are to be shown singly or as a pair and a single. Each exhibitor to give a solo performance of his three best animals of one exhibitor without regard to uniformity. This class is offered either as an alternative or in addition to the Collection class (See 7 above).

9. **FOUR-IN HANDS.** Park drag of solid color to be drawn by four matched horses with park harness, including brass hames, black collars, two servants in livery. To be judged on performance, quality, manners, uniformity and appointments. Road Coach, of bright and often varied colors, to be drawn by a team not necessarily matched as to color; road harness with steel hames and links and brown collars. Must carry a guard in livery. To be judged on performance, substance and appointments. Appointments include: extra collar, traces, reins, brake shoe, quarter blankets and coolers, rubber coats, lap robes, water pail, tool kit, umbrella basket and extra lead bars.

HK122 Appointments.

1. **LADIES PHAETON.** A George IV, Peter's Phaeton or, in the summer, a Brewster Basket Phaeton may be used.

The appointments of the phaeton should include a lash whip, with leather gloves, card case, lap robe, cooler, two rain coats, wheel wrench, umbrella and cover for servant's hat. A dash clock is optional. The horse's mane should not be braided. It should be borne in mind at all times that extreme smartness and perfection should be the aim in horse, harness, vehicle and servant. The pad should be heavier than the one used in classes for other four-wheeled show wagons as the phaeton, being a very heavy vehicle, naturally requires a stronger pad; standing martingale, Buxton bit and breeching and bearing rein are compulsory.

2. **GIG CLASS.** The gig most commonly used is the "Park Gate" gig. Other gigs which may be used are the "Very Spicy", "Stanhope" and "Tilbury". The latter requires a horse of great presence and lofty action. The horse's mane should not be braided. Harness: Kay collar, standing martingale and kicking strap. The gig bit with plain bridoon and short bearing rein is a trifle more proper, but the Buxton bit and full bearing rein may be used. The saddle pad should be heavier than that used in four wheel show wagons. To be driven by an amateur.

3. **GROOM.** He may be either a footman or a coachman. If the former, he must wear a single breasted coat with six buttons in front and six on the coat tails, full striped waistcoat, silk hat, tan driving gloves, boots with tops of mahogany, tan or pink, the latter being the smarter, coachman's collar and flat white ascot tie. The footman should be smart looking, active and not tall or heavy. His coat and breeches should show that they were made for him. The coat should be either black or should be the same color as the upholstery of the gig. His boots should fit perfectly and the tops should fit close to the leg. The general appearance of the groom should be extremely neat. A coachman is similarly turned out except that he wears a coachman's coat, six buttons in front and four on the coat tails.

HK123 Class Specifications.

1. Entries in various classes of the Hackney Division are judged on some of the following qualifications:

Appointments	Manners
Soundness	
Conformation (build)	Presence
Substance	
Performance	Quality (fineness)
Uniformity	

The particular qualifications for each class are hereinafter set forth in each class the order of precedence indicates how the emphasis is to be placed in adjudication.

In the following class specifications, which are mandatory, all underscored material is optional. Any class may be confined to exhibitors within a desired area by prefixing "local" to the class title and clearly describing the area involved (i.e., "Open to horses owned and stabled within () miles of the competition grounds").

Entry fees, trophies and cash awards should be indicated in class specifications. If classes other than herein described are offered, extreme care should be exercised in the proper wording of the specifications.

2. **SINGLE, MAIDEN, NOVICE, LIMIT HACKNEY HORSE.** To be judged on quality, performance and manners.

3. LADIES SINGLE HACKNEY HORSE, MARE (OR) GELDING, SHOWN TO A PHAETON. To be driven by a lady. Manners paramount. All around action at a Park Trot; speed not required. Must not pull. To be judged on manners, quality and performance; appointments to count 40%.
4. SINGLE HACKNEY HORSE TO BE DRIVEN BY JUNIOR EXHIBITOR, AMATEUR, OWNER, AMATEUR OWNER, LADIES, GENTLEMEN. To be shown to a viceroy or other suitable vehicle. To show all-around action at a Park Trot and not faster. To be driven in the Half-Cheek with side checks, appear to have perfect mouths, must stand quietly and must back easily. Horses to remain checked while lined up except during a workout. To be judged on manners, quality and performance.
5. SINGLE HACKNEY HORSE OPEN, STALLIONS, MARES, GELDINGS. To be judged on performance, quality and manners.
6. SINGLE HACKNEY HORSE JUNIOR (FOUR YEARS OLD AND UNDER). To be judged on quality, performance and manners.
7. SINGLE HACKNEY HORSE, UNDER 15 HANDS, 15 AND UNDER 15.2 HANDS, 15.2 AND OVER. To be judged on performance, quality and manners.
8. GIG CLASS, SINGLE HACKNEY HORSE, STALLION, MARE, GELDING. To be shown to a gig and driven by an amateur. To be shown at a Walk, Park Trot and Smart Trot. All horses will be required to back. Must be shown with a standing martingale. To be judged on presence, manners, quality and performance.
9. TANDEM, OPEN, AMATEUR (specified height). To be shown to a suitable two or four wheeled vehicle, with side checks. To be shown at a Smart Trot and to be judged on performance, quality, uniformity and manners. The wheel horse should be of proper size for the shafts and possess substance and power for the work in hand, with some action. The lead horse to be slightly smaller than the wheel horse, notable for brilliance of action and beauty. A smart leader is essential for a good tandem. Horses need not be eliminated for variance of color but uniformity of color is to be considered.
10. CHAMPIONSHIP SINGLE HACKNEY HORSE. To be eligible horses must have been entered, shown and judged in any other single performance class in this division. Nominations are in blank; horses need not be named until . . . hours before the scheduled time of class, at which time the names and description of entries must be made in writing by owner or his agent. To be judged on performance, presence, quality, conformation and manners.
11. CHAMPIONSHIP HACKNEY HORSE JUNIOR (FOUR YEARS OLD AND UNDER). To be eligible, entries must have been entered, shown and judged in any other single performance class in this division. Nominations are in blank. Entries need not be named until . . . hours before scheduled time of holding the class when names and descriptions of entries must be made in writing by owner or agent. To be judged on quality, presence, performance, conformation and manners.
12. PAIR OF HACKNEY HORSES MAIDEN, NOVICE, LIMIT. To be judged on quality, similarity, performance and manners.
13. PAIR OF HACKNEY HORSES LADIES, AMATEUR. To be shown to a viceroy or other appropriate vehicle. Not an appointment class. To show all-around action at a Park Trot and not faster. To be driven in the Half Cheek with side checks, appear to have perfect mouths. Must stand and back quietly. To be judged on manners (paramount), quality and performance.
14. COLLECTION OF THREE HACKNEY HORSE. To be shown in single harness or as a single and a pair. Each animal to be the bona fide property of exhibitor. Exhibitors need not describe animals when making entry. Each exhibitor to give a solo performance of his horses as a unit, both ways of the ring. To be judged on performance of horses as a unit and ability to maintain proper distance between horses, uniformity and quality. The prize list should indicate whether entries are to be shown singly or as a pair and a single.
15. PAIRS OF HACKNEY HORSES OPEN. To be shown to a suitable four-wheeled vehicle with side checks. To be judged on performance, quality, similarity and manners.
16. PAIRS OF HACKNEY HORSE UNDER 15 HANDS, 15 HANDS AND UNDER 15.2 HANDS, 15.2 HANDS AND OVER. To be shown to a suitable four-wheeled vehicle with side checks. To be judged on performance, quality, similarity and manners.
17. CHAMPIONSHIP PAIRS OF HACKNEY HORSES. To be shown to an appropriate vehicle. To be eligible, pairs of horses must have been entered, shown and judged in any other class in this division. Nominations are in blank; horses need not be named until . . . hours before scheduled time of class, at which time the names and description of entries must be

made in writing by owner or his agent. To be judged on performance, presence, quality, conformation and manners.

18. **FOUR-IN-HAND PARK DRAG** of solid color to be drawn by four **MATCHED HORSES** with park harness including brass hames, black collars, two servants in livery. To be judged on performance, quality, manners, uniformity and appointments.

19. **FOUR-IN-HAND ROAD COACH**. Bright and often varied colors, to be drawn by a team not necessarily matched as to color; road harness with steel harness and links and brown collars. Must carry a guard in livery. To be judged on performance, substance and appointments. Appointments include: extra collar, traces, reins, brake shoe, quarter blankets and coolers, rubber coats, lap robes, water pail, tool kit, umbrella basket, extra lead bars.

20. **MARATHON COACH**. To be driven over a specified course and to carry at least six persons. Contestants must finish course within the stated time but otherwise speed not to count. To be judged on performance and substance, with emphasis on condition of horses at finish. Upon arrival in the ring and after being lined up, each entry shall be driven around the ring prior to the award of ribbons.

21. **DRIVING COMPETITION**. Four-in-hands. Entries to show both ways of the ring as a class. Each contestant then to give a solo performance over a specified course in ring, the course to involve a figure eight and such other turns as may be properly expected of a four. One round of the ring is to be done at the gallop. To be judged on driver's skill and ability in handling the team, his posture on the box and his correct handling of reins and whip.

SUBCHAPTER HK-8. PLEASURE HACKNEY HORSES

HK124 General.

Pleasure Hackney Horse classes must adhere to requirements as outlined in HK120. The Pleasure Hackney Horse section emphasizes manners. Horses will be permitted to cross enter in all other sections of the Hackney division. Ladies are permitted to ride Sidesaddle in all ridden classes, with appropriate attire. Stallions permitted only if driven or ridden by adults. The Pleasure Hackney Horse is naturally endowed with a tractable temperament, a generous, cadenced, lofty way of going, and pure gaits (i.e., walk is flat-footed, calm and forward, with 4 beats; trot contains a strong two-beat tempo, high stepping, reaching, forward, balanced, not rushed; and the canter is a pure three-beat gait, not rushed, crooked, or overly collected. Wrong leads and cross leads are serious faults.) The mane can be long and natural, pulled, short, braided or roached. The tail is long, and/or natural. This section does not exclude the Hackney Horse who has had its tail docked and/or nicked prior to any laws prohibiting the docking/nicking of tails. Although artificial appliances are permitted to maintain a tail set in the driving classes, a natural tail set is encouraged, and artificial hair/tail caps are discouraged. The hooves can be either barefoot or shod. See class descriptions for additional information.

HK125 Pleasure Hackney Horse - Harness.

1. Open to traditional-styled carriages, carts, and gigs, with appropriate harness. All-metal, modern marathon vehicles are strongly discouraged and prohibited in the Pleasure Hackney Horse **TURNOUT** class. Pleasure (Carriage) Driving classes held in the Hackney division are to be conducted in accordance with Carriage Pleasure Driving Division, Chapter CP. Exception: CP100 and CP101. Attire of the driver, type/fit of harness and vehicle, and use/dress of grooms/attendants/passengers also to be judged according to USEF Chapter CP, Carriage Pleasure Driving Division.

2. **PLEASURE HACKNEY HORSE, TURNOUT**. Entries are judged primarily on the performance and quality of each turnout. To be shown both ways of the arena at a walk, slow trot, working trot, and strong trot. To stand quietly and to rein back. To be judged: 70% on the condition, fit and appropriateness of harness and vehicle, neatness and appropriateness of attire, and overall impression; 30 % on performance, manners, and way of going.

3. **PLEASURE HACKNEY HORSE, WORKING**. Entries are judged primarily on the suitability of the horse to provide a pleasant drive. To be shown both ways of the arena at the walk, slow trot, working trot, and strong trot. To stand quietly, both on the rail and while lined up, and to rein back willingly. All entries chosen for a workout may be worked both ways of the arena at any gait requested by the judge, and may be asked to execute a figure of eight and/or perform other appropriate tests. To be judged 70% on performance, manners, and

way of going of the horse; 20% on condition and fit of the harness and vehicle; and 10% on neatness of attire.

4. PLEASURE HACKNEY HORSE, REINSMANSHIP. Entries are judged primarily on the ability and skill of the driver. To be shown at a walk, slow trot, working trot, and strong trot. Horses shall be required to rein back. All drivers chosen for a workout may be worked at any gait requested by the judge and may be asked to execute a figure of eight and/or perform other appropriate tests. To be judged: 75% on handling of reins and whip, control, posture, and overall appearance of driver; 25% on the condition of harness and vehicle and neatness of attire.

5. PLEASURE HACKNEY HORSE, DRIVE & RIDE. Single horse to be shown in two concurrent sections.

a. In Harness: to be shown to a suitable pleasure driving vehicle, both ways of the arena at a walk, slow trot, working trot, and strong trot. To stand quietly and to rein back.

b. Under Saddle - to be shown both ways of the arena at the walk, trot, and canter.

To be judged 50% on performance, manners, and way of going and suitability in harness; 50% on performance manners, and way of going under saddle.

HK126 Pleasure Hackney Horse - Under Saddle.

1. These classes provide opportunities to show the Hackney Horse's stylish suitability as a riding horse, with distinct versatility within the breed. *Martingales are prohibited in all Pleasure Hackney Horse under saddle classes.*

2. PLEASURE HACKNEY SPORT HORSE, UNDER SADDLE. To be shown either under dressage tack (dressage saddle and snaffle or weymouth bridle,) or hunter tack (hunt saddle and snaffle, kimberwicke or pelham bridle.) The horses will be ridden both directions of the arena, at the flat walk, working trot, lengthened trot, and canter. To stand quietly and rein back willingly. To be judged on manners, purity of gaits, suitability, and performance. This Hackney Horse shall be suitable for Dressage or Hunting. The gaits should be calm, progressive, and pure in cadence. The walk should be free, ground-covering, and purely four beats. The trot should be calm and progressive, with a specific two beat cadence. A change of frame should be noted when moving from the working trot to the lengthened trot, with the horse's frame showing a lengthening throughout, as well as an obvious lengthening of stride. The lengthened trot shall not be a faster version of the working trot. The canter should be calm, forward, straight and purely 3-beat. Wrong leads and cross leading are serious faults. This Hackney Horse does not need the extravagant action of the Country Pleasure Hackney Horse or the Park Hackney Horse. Progression of the strides is more important than high movement, although natural lofty, square movement is always to be considered an attribute of the Hackney Horse. Rushing or excessive speed in any gait is a fault. The Pleasure Hackney Sport Horse's frame need not be as upright as the Country Pleasure Hackney Horse or Park Hackney Horse's frames, and the body should show a freedom to easily change frame for the various gaits.

3. PLEASURE HACKNEY HORSE, COUNTRY PLEASURE, UNDER SADDLE. To be shown under Saddle seat tack (*English-type* saddle and show snaffle, weymouth or pelham bridle.) *No forward-seat saddles allowed. Girth should be either leather, web, string or suitable material. Nosebands must be cavesson-style. No flash, dropped, figure-8 or other non-cavesson style noseband permitted in these classes.* The horses will be ridden both directions of the arena, at the flat walk, working trot and canter. To stand quietly in the lineup, and rein back willingly. To be judged on manners, purity of gaits, suitability, and performance. This Hackney Horse shall demonstrate the classic way of going the breed is noted for. The Country Pleasure Hackney Horse is distinguished from the Pleasure Hackney Sport Horse by an upright frame, and by a significant generosity of knee and hock lift, resulting in high, lofty, eye-catching action and faultless cadence. Forwardness of the gaits, although important, shall not compromise high, square action in the trot and canter. Although this elegant action is not the only requirement of this class, it is an important element of this particular class. The canter should be calm, forward, straight and purely 3-beat. Wrong leads and cross leading are serious faults.

4. PLEASURE HACKNEY PARK HORSES, UNDER SADDLE. To be shown under Saddle seat tack (*English-type* saddle and show snaffle, weymouth or pelham bridle.) *No forward-seat saddles allowed. Girth should be either leather, web, string or suitable material. Nosebands must be cavesson-style. No flash, dropped, figure-8 or other non-cavesson*

style noseband permitted in these classes. The horses will be ridden both directions of the arena, at the flat walk and show trot. To stand quietly in the lineup. To be judged on manners, purity of gaits, suitability, and performance. This Hackney Horse shall demonstrate the classic way of going the breed is noted for. The Pleasure Hackney Park Horse is distinguished from the Pleasure Hackney Sport Horse by an upright frame, and by a significant generosity of knee and hock lift, resulting in high, lofty, eye-catching action and faultless cadence. Forwardness of the gaits, although important, shall not compromise high, square action in the trot. Although this elegant action is not the only requirement of this class, it is an important element of this particular class. *BOD 1/17/10 Effective 4/1/10*

HK127 Pleasure Hackney Horse - Breeding Classes.

1. Open to stallions, mares, and geldings of all ages, registered with the American or Canadian Hackney Horse Societies. The following two sections, Conformation and Quality and Movement/Way-Of-Going, contain the standards to use when judging the Pleasure Hackney Horse entries in Breeding Classes.

2. CONFORMATION & QUALITY STANDARDS

- a. When standing, the Hackney Horse should have its head and neck raised, expressing the alert and active character of the breed.
 - b. The head should have a straight or slightly convex profile with clear, intelligent eyes set fairly wide apart; the ears should be well-formed and active.
 - c. The neck should be of moderate length, with more or less crest according to age and sex.
 - d. The poll should be of good length.
 - e. The throat should be fine so that there is no restriction of the air passages when bridling.
 - f. The neck should be well attached to reasonably high withers set on powerful, obliquely sloping shoulders.
 - g. A fairly long back is not objectionable in a mare.
 - h. The upper line of the croup from the loins to the tail should form a convex curve with the tail well carried.
 - i. Viewed from the front, the chest should be of ample but not excessive width, while from the rear the quarters and gaskins must be well muscled.
 - j. The legs should have plenty of clean, flat bone with the tendons clearly defined. Excessive fineness of bone, especially any tendency to be "tied in below the knee" is objectionable in the Hackney Horse.
 - k. The forelegs should be attached well forward, beneath the point of the shoulder.
 - l. The forearms should be long and well developed while the cannon bones should be short and clean, with plenty of good, flat bone.
 - m. The pasterns should be sufficiently long and set at the proper oblique angle to provide a light and springy step.
 - n. From the side the forelegs should not show any tendency to be "back or over at the knees."
 - o. From the front they should be seen to be upright without any turning out or in of the pasterns.
 - p. The hind legs should be of good length from the stifles to the hocks with short cannon bones.
 - q. The hocks should be well formed and not be too upright when the horse is standing at ease.
 - r. The hooves should be well rounded, in front forming an angle of about 50 degrees with the ground at the toe. The hind hooves will form a rather more upright angle. The hooves should be open at the heels and have concave soles.
 - s. Quality may be defined as a well-balanced physique with clean limbs; it is also expressed in a generous and alert demeanor which may be emphasized by good presentation.
3. **MOVEMENT/ WAY-OF-GOING STANDARDS**
- a. When shown in hand, a true, four-beat walk is expected. This should be straight with the forelegs well extended and the hocks flexed in a stride that has the hind feet over striding the imprints made by the forefeet.
 - b. To achieve this in most cases it is necessary to give freedom of movement to the horse's head which, in the case of entries, may mean letting out the side reins.

- c. The trot in hand should show well rounded front action, taking a stride of good length with the hocks flexed and following through. Dishing or crossing of the forelegs should be penalized. Straight action is most important in breeding classes as defects in this regard can be hereditary.
- d. The front action should be lofty and well rounded with no tendency to brush the elbows. It must also be straight and true, and the front feet must be placed squarely on the ground. Dropping on the heels is faulty.
- e. The hind legs should be well flexed and brought forward under the body with a piston like action. Dwelling of the hocks in a flexed position is undesirable.
- f. Excessive speed at the trot is not wanted, the aim being to give a well-balanced performance presenting a pleasing picture of poise and elegance.
4. GENERAL SPECIFICATIONS - BREEDING CLASSES
- a. To be shown in-hand at a walk and trot. To be judged on conformation, type, quality, way-of-going, manners/disposition, and performance. All entries must be serviceably sound. Please see Class Description for order of criteria.
- b. Weanlings may be shown with dam at side.
- c. Weanlings and yearlings to be shown in a halter. Leather halter is preferred.
- d. Two years and over horses to be shown in one of the following: halter and lead, or a dressage bridle, hunt bridle, or weymouth bridle, with a snaffle bit, curb bit, pelham bit, or snaffle and curb bit.
- e. Only stallions 2 years and over may be shown in stallion tack, which is optional.
- f. Horses less than two years of age must be shown barefoot. Horses two years of age and older may be shown shod or barefoot.
- g. Breeding in-hand classes for geldings may be offered. To be shown and judged under the same criteria as colts, fillies, mares, and stallions. When colts or stallions and geldings are judged together, the class specifications will be used, except that geldings shall not be penalized for lack of ability to be a breeding animal.
- h. Show Committees are urged to offer separate classes for colts, fillies, stallions, mares, and geldings, when possible, with classes to be combined if entries warrant such.
- i. Geldings and stallions classes may be combined.
- j. Show Champions and Reserve Champions will be selected as outlined in GR810.1.
- k. Only two handlers per animal are permitted in the ring. Handlers must be neatly and appropriately dressed in clean and well-fitted clothes. Each may carry or use a whip not exceeding 6' including lash; must be a standard whip of suitable style.
- l. Horses to enter the ring at the walk and to remain walking unless directed to the contrary by the ring steward or judge.
- m. Each horse must be stood up squarely on all four feet to be individually judged. The horse is then trotted, to be viewed from the side, in accordance to the Judge's directions.
5. Class descriptions - PLEASURE HACKNEY HORSE BREEDING
- a. PLEASURE HACKNEY HORSE BREEDING classes are open to colts, fillies, mares, stallions and geldings, with emphasis on prescribed Hackney Horse breeding characteristics. To be judged on: Conformation, type, quality, way of going, manners/disposition and performance. Transmissible weaknesses and defects shall be considered serious faults in breeding stock. Conformation is given greater importance than way-of-going in Breeding classes.
- b. The following classes may be offered:
- (1) Weanling Colts, Yearling Colts, Two-year-old Colts, Two-years and under Colts, Three-year-old Stallions, Four-year-old Stallions, Three-years and Over Stallions.
 - (2) Weanling Fillies, Yearling Fillies, Two-year old Fillies, Two-years and under Fillies, Three-year-old Mares, Four-year old Mares, Three-years and over Mares.
 - (3) Weanling Geldings, Yearling Geldings, Two-year-old Geldings, Two-years and under Geldings, Three-year-old Geldings, Four-year-old Geldings, Three-years and Over Geldings.
 - (4) Get of Sire (two to four Get to be shown, Sire's presence is not required).
 - (5) Produce of Dam (two to four Produce to be shown, Dam's presence is not required).

CHAPTER HU HUNTER DIVISION

SUBCHAPTER HU-1 DEFINITIONS AND ELIGIBILITY.

- HU100 Eligibility to Compete – Rider or Handler.
- HU101 Eligibility to Compete – Horse & Pony.
- HU102 Horse Welfare.
- HU103 Green Status - Hunter.
- HU104 Green Status – Pony Hunter.
- HU105 Green Status – Reinstatement.
- HU106 Regular Hunter – Definition and Classifications.
- HU107 Amateur Owner Hunter.
- HU108 Adult Amateur.
- HU109 Non-rated Classes.
- HU110 Pony Hunter.
- HU111 Junior & Children’s Hunters.

SUBCHAPTER HU-2 DIVISION OF SECTIONS OR CLASSES.

- HU112 General.
- HU113 Green Sections.
- HU114 Conformation Sections.
- HU115 Amateur Owner Sections.
- HU116 Pony Hunter Sections.
- HU117 Junior & Children’s Hunter Sections.
- HU118 Rated Section Requirements.

SUBCHAPTER HU-3 COURSES.

- HU119 General.
- HU120 Course Diagrams.
- HU121 Height of Obstacles.
- HU122 Type.
- HU123 In and Outs.
- HU124 Pony Hunter.

SUBCHAPTER HU-4 ATTIRE, TACK AND EQUIPMENT.

- HU125 Tack.
- HU126 Equipment.
- HU127 Attire.
- HU128 Hunt Colors.
- HU129 Ladies Side Saddle Attire.
- HU130 Ladies Side Saddle Tack and Equipment.

SUBCHAPTER HU-5 JUDGING.

- HU131 General.
- HU132 Soundness.
- HU133 Conformation.
- HU134 Performance.
- HU135 Faults.
- HU136 Pony Hunter.
- HU137 Junior & Children’s Hunter.

SUBCHAPTER HU-6 CLASS SPECIFICATIONS.

- HU138 Under Saddle and Hack Classes.
- HU139 Green Conformation Performance Classes.
- HU140 Regular Conformation Performance Classes.
- HU141 Green and Regular Conformation Model Classes.
- HU142 Green and Regular Working Classes.
- HU143 Amateur Owner Classes.

- HU144 Adult Amateur Classes.
- HU145 Ladies Side Saddle Classes.
- HU146 Hunter Classics.
- HU147 Pony Hunter.

SUBCHAPTER HU-7 CHAMPIONSHIPS.

- HU148 General.
- HU149 Eligibility.
- HU150 Ties.
- HU151 Combination Hunter Championship.
- HU152 Pony Hunter.
- HU153 Junior & Children's Hunter.

SUBCHAPTER HU-8 CONDUCT.

- HU154 Judges.
- HU155 Course Designers.
- HU156 Schooling.
- HU157 Back to Back Classes.
- HU158 Jumping Order.
- HU159 Entry Fees.
- HU160 Scheduling.
- HU161 Cancellations.
- HU162 Prize Money.
- HU163 Challenge Trophies.
- HU164 Pony Hunter.
- HU165 Junior & Children's Hunter.

SUBCHAPTER HU-9 SPECIAL RATING REQUIREMENTS.

- HU166 Sections Required for "A" Rating.
- HU167 Sections Required for "B" Rating.
- HU168 Sections Required for "C" Rating.
- HU169 Pony Hunter.

SUBCHAPTER HU-10 MEASUREMENT

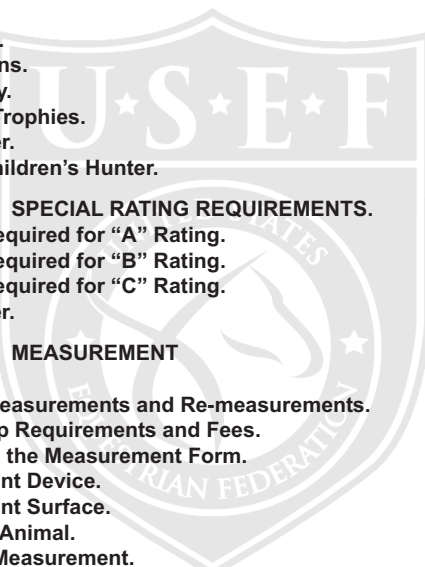
- HU170 General.
- HU171 Required Measurements and Re-measurements.
- HU172 Membership Requirements and Fees.
- HU173 Completing the Measurement Form.
- HU174 Measurement Device.
- HU175 Measurement Surface.
- HU176 Position of Animal.
- HU177 Method of Measurement.
- HU178 Method of Measuring Heel.
- HU179 Protesting Height.
- HU180 Measurement Appeal.
- HU181 Official Measurement.

SUBCHAPTER HU-11 NATIONAL CHAMPIONSHIPS.

- HU182 Hunter Breeding.
- HU183 Pony Hunter.
- HU184 Junior Hunter.

SUBCHAPTER HU-12 HUNTER & PONY HUNTER BREEDING.

- HU185 General.
- HU186 Hunter Breeding.
- HU187 Pony Hunter Breeding.



**SUBCHAPTER HU-13 USHJA INTERNATIONAL HUNTER DERBY AND USHJA
NATIONAL HUNTER CLASSIC.**

HU188 General.

HU189 USHJA National Hunter Classic.

APPENDIX A. HUNTER SCHOOLING RULES.





CHAPTER HU HUNTER DIVISION

WHEN A SUBJECT IS NOT ADDRESSED IN THESE RULES, IT MUST BE ADDRESSED BY THE APPROPRIATE COMMITTEE AND THAT COMMITTEE'S INTERPRETATION WILL STAND AS THE RULE UNTIL THE NEXT YEAR WHEN AN APPROPRIATE RULE CHANGE WILL BE SUBMITTED.

SUBCHAPTER HU-1 DEFINITIONS AND ELIGIBILITY.

HU100 Eligibility to Compete – Rider or Handler.

In order to compete in any Hunter, Hunter Breeding, Pony Hunter Breeding, Junior Hunter, or Pony Hunter classes at licensed competitions as an exhibitor, rider, trainer, or his/her agent(s), a person must be a member of the United States Hunter Jumper Association, Inc., or pay a nonmember fee to the United States Hunter Jumper Association, Inc. Exception: Local Competitions, competitions restricted to a particular breed, and exceptions listed in GR901.9.

HU101 Eligibility to Compete – Horse & Pony.

1. USHJA Horse Registrations.
 - a. All horses competing in Federation non-breed restricted licensed competitions with hunter, hunter breeding, jumper and hunter seat equitation classes (except those activities enumerated in GR901.9, items 1-9) must be properly identified and must obtain a Registration Number from USHJA. A registration number for each horse must be entered on all entry forms for licensed competitions. Only one Registration Number will be issued per horse, and must remain with the horse throughout its career. Anyone knowingly applying for a duplicate Registration Number for an individual horse may be subject to disciplinary action. The Federation and/or USHJA as applicable must be notified of any change of ownership and/or competition name of the horse. Owners are requested to notify the Federation and/or USHJA as applicable of corrections to previously submitted information, e.g., names, addresses, breed registration, pedigree, or markings.
 - b. Applications for Registration Numbers can be completed online at www.ushja.org or www.usef.org using the Horse Registration application form. The Horse application form is also available from the USHJA or Federation office, or it can be downloaded from the USHJA or Federation website or from competition management. Competition management is responsible for notifying exhibitors of this requirement in their prizelist.
2. The Hunter Division is open to horses, stallions, mares or geldings. (For rules pertaining to exhibitors who are 18 years of age or older riding ponies, see HU110.3 and HU110.5.)
3. The Hunter Breeding *Section* is open to horses only.
 - a. Horses shown as a Thoroughbred must possess either their Jockey Club certificate of registration, the acceptance of their Jockey Club application for registration or a Jockey Club tattoo. Proof of registration must be submitted at time of entry.
 - b. For competition purposes only in Hunter Breeding *classes*, an unregistered Thoroughbred is a horse that is the progeny of a registered Thoroughbred stallion and a registered Thoroughbred mare, but does not possess Jockey Club registered papers or tattoo. See also GR907.1. *EC 11/16/09 Effective immediately*
 - c. Once a filly or mare has been shown in a Federation recognized registered/unregistered Thoroughbred Division, any of her progeny sired by a registered Thoroughbred stallion must be shown in a registered/unregistered Thoroughbred Division.
4. Pony Hunter Breeding classes are open to ponies.
5. Stallions are prohibited from all Pony Hunter classes except breeding classes.
6. Stallions are prohibited from all Junior and Children's' Hunter classes.

HU102 Horse Welfare.

1. The following acts are prohibited:
 - a. Riding an exhausted horse.
 - b. Excessive pressuring of a tired horse.
 - c. Riding or lunging an obviously lame horse.

- d. Excessive use of a whip on any horse in a stall, aisle, schooling area, competition ring or elsewhere on the competition grounds. The use of a whip must be for a good reason, done at the appropriate time, in the proper place and with appropriate restraint. Excessive whipping will not be tolerated.
 - e. Any striking of the horse's head (on the poll or forward of the poll shall be deemed excessive).
 - f. Repeated jerking on the reins and sawing on the bit unless applied to an unruly horse that is jeopardizing his own safety or the safety of his rider.
 - g. Improper use of the bit resulting in bleeding, broken skin or broken mucous membrane.
 - h. Excessive use of the spurs or spurring resulting in broken and bleeding skin.
 - i. Rapping the legs of a horse with the butt end of a riding crop or other implement.
 - j. Use of any substance to induce temporary heat causing hyper-sensitization.
 - k. Poling.
 - l. Use of a wire or chain in conjunction with any schooling jumps.
 - m. Use of electronic shock devices in schooling or showing.
 - n. Use of shackles, hock hobbles and similar devices, with the exception of kicking chains while the horse is in the stall or in transport. This does not prohibit the use of rubber or plastic exercising devices.
 - o. Showing a horse with hypersensitive, raw or bleeding sores around the cornets, pasterns, legs or body.
 - p. Use of laser beam devices anywhere on the competition grounds, except in an exhibition or if required in class specifications. (Exception: Lasers used in a therapeutic manner).
 - q. Withholding of feed or water for prolonged periods.
 - r. Letting blood from a horse for other than diagnostic purposes.
 - s. Inhumane treatment of a horse in a stall, aisle, schooling area, competition ring or elsewhere on the competition grounds, by any person.
2. Regular and local competitions. Competitors found to be in violation of these rules by the Competition Steward or other Federation Official shall be eliminated/disqualified from competing within the upcoming 24-hour period and shall forfeit all entry fees for such competition. In addition after consultation between Competition Management, the Steward, or other official involved, and a Senior Judge in the division, additional penalties including disqualification from the balance of the competition may be imposed. All such violations must be recorded in the Steward's Report and, if cruelty or abusive behavior is evident, it will be reviewed by the Federation for such action as may be deemed appropriate to the particular circumstances.

HU103 Green Status - Hunter.

1. A Green Hunter is a horse of any age in its first or second year of showing in any classes in which the national specifications require horses to jump 3'6" or higher, regardless of whether or not the fences are actually set at 3'6" or higher at Regular Competitions or Eventing Competitions of the Federation or Equine Canada or any national or international competition.
 - a. When shown in a Green section a horse in its first year of showing over fences 3'6" or higher must be shown as a First Year Green horse.
 - b. When shown in a Green section a horse in its second year of showing over fences 3'6" or higher must be shown as a Second Year Green horse.
2. A horse's green status is considered to be broken once it competes over fences 3'6" or higher.
3. If a competition starts prior to or on November 30th, Green status at the start of the competition is maintained throughout the competition.

HU104 Green Status – Pony Hunter.

1. A green pony is a pony not exceeding 14.2 hands of any age, in its first year of showing in any classes that require ponies to jump the regulation height or higher for its respective section (2'3" for small, 2'6" for medium, 2'9" for large) prior to December 1st of the current competition year at a Regular Competition of the Federation or Equine Canada or any national or international competition.

- a. Showing in Canada over fences at or higher than the regulation height for the pony's section under Equine Canada rules breaks the pony's green status for the purpose of this Rule and Federation rules whether or not the regulation height for the pony's section under Equine Canada rules is less than, equal to, or greater than the regulation height for the pony's section under Federation rules.
 - b. Once a pony has broken its green status in one Pony Hunter section (i.e., small, medium, large) it will not regain its green status by moving into another Pony Hunter section.
2. If a competition starts prior to or on November 30, Green Pony status at the start of the competition is maintained throughout the competition.
 3. Ponies who have not broken their Green Status must jump less than their regulation height in open classes or their Green Status will be broken.
 4. In its first year of showing at regulation height or higher, a green pony may also compete in the Regular Pony Hunter *section* at its respective height (2'3" for small, 2'6" for medium, 3' for large). *EC 11/16/09 Effective immediately*

HU105 Green Status – Reinstatement.

1. A horse's or pony's green status may be reinstated for a future competition year if it was not shown at the regulation height at more than three (3) competitions prior to May 15th and if it was not shown at that height after May 15th in the same year.
 - a. The Federation recorded owner must submit a letter requesting green reinstatement via certified/return receipt mail, which must reach the Federation office on or before November 30th of the year of withdrawal. The request must be made during the year in which green status was broken.
 - b. A \$25 processing fee, a list of competitions with dates where the horse or pony competed at its regulation or higher, the horse's or pony's name and Federation recording number must accompany the green reinstatement request.
 - c. At the time of request, the horse or pony must stop competing over fences its respective height or higher for the remainder of that competition year.
 - d. If the horse or pony is not actively recorded at the time of request, it must be recorded/renewed at that time. Failure to do so will result in the horse or pony losing its green status. The owner will receive a letter indicating the horse's or pony's green eligibility.
 - e. A Green Reinstatement will only be granted one time for first year horses and one time for second year horses and one time for ponies.
 - f. In the event an owner of a horse is not satisfied with the decision, they may submit a written appeal to be heard by the Federation Hearing Committee at a \$100 appeal fee. An owner of a pony may submit a written appeal free of charge. An appeal does not guarantee the reinstatement will be granted.

HU106 Regular Hunter – Definition and Classifications.

1. A Regular Hunter is a horse of any age and is not restricted by previous showing.
2. The Green and Regular Sections may be divided into the following classifications:
 - a. Small—not exceeding 15.2 and 1/2 hands.
 - b. Thoroughbred—registered in any stud book recognized by the Jockey Club.
 - c. Non-thoroughbred—not registered as in (b).
 - d. Three-year-olds
 - e. Four-year-olds and over
3. Pre-Green - Unless USHJA Zone Committees submit their specifications by August 1st, the following specifications will apply for the Pre-Green Hunter Divisions:
 - a. A Pre-Green Hunter is a horse of any age in his first year of showing over 3' fences at Regular Competitions or Eventing Competitions of the Federation or Equine Canada or any national or international competition in any classes that require horses to jump 3' or higher.
 - b. Fences not to exceed 3'.
 - c. A horse's Pre-Green Status is not affected by showing as a three-year-old.)
 - d. All USHJA zone specifications submitted by August 1st and approved by USHJA and USEF shall be enforced by USEF if not followed.

HU107 Amateur Owner Hunter.

1. To be ridden by Amateur Owners or an amateur member of the owner's family. In either case classes are restricted to riders who are no longer eligible to compete as junior exhibitors. Leased horses are not eligible and multiple ownership is not permitted unless all owners are members of the same family.
2. An amateur who competes for a person outside of his/her family may not compete in a class restricted to Amateur Owners at the same competition. Amateur Owner riders may, however, compete for a person outside of his or her family in equitation classes, Under Saddle classes and for other Amateur Owners who have more than one entry in the Under Saddle class.
3. If an Under Saddle class is divided by age and a rider has two or more horses entered, all riders must be amateurs but need not be eligible by age.

HU108 Adult Amateur.

1. Unless USHJA Zone Committees submit their specifications by August 1, the following specifications will apply for the Adult Amateur Hunter section:
 - a. To be ridden by amateurs who are no longer eligible to compete as junior exhibitors. Horses and riders entered in Adult Amateur Hunter sections may not compete in the Amateur Owner Hunter section at the same competition. Riders entered in Adult Amateur Hunter sections may not compete in any other class in which obstacles exceed 3'3" at the same competition.
 - b. Horses may be entered in Junior Hunter sections at the same competition if ridden by a member of the same family.
 - c. Ponies may be ridden by adults.
2. If an under saddle class is divided by age and a rider has two or more horses entered, all riders must be amateurs but need not be eligible by age.
3. When a section is divided by age of rider no horse may compete in more than one section.
4. All USHJA zone specifications submitted by August 1st and approved by USHJA and USEF shall be enforced by USEF if not followed.

HU109 Non-rated Classes.

1. The following classes have no point value for Championships or for Horse of the Year Awards. Judging percentages are left to the discretion of competition management. (Exception: Hunter Hack for Ladies Side Saddle.)
 - a. MAIDEN, NOVICE, LIMIT HUNTERS. Open to horses which have not won a blue ribbon, three blue ribbons, six blue ribbons in hunter Over Fences classes at Regular Competitions.
 - b. HUNTER HACK. To be shown at a walk, trot and canter both ways of the ring. At least eight horses, if available, are required to jump two obstacles and gallop one way of the ring. Horses are not to gallop in Green Hunter classes.
 - c. BRIDLE PATH HACK (Hunter type). To be shown at a walk, trot and canter and hand gallop. To back easily and stand quietly. Emphasis is placed on actual suitability to purpose.
 - d. PAIRS OF HUNTERS. (abreast or tandem). Fences 3'6" to 4'. Combined ownership permitted (or) owned by the same exhibitor. In Tandem classes specify "horses to change order after the...obstacle".
 - e. HUNT TEAMS. Combined ownership permitted (or) owned by same exhibitors (or) from an active recognized Hunt. Fences 3'6" to 4'. To be ridden in hunting attire (See HU127). Riders must crack their whips if requested by judge. When a Team is entered in the name of a hunt all riders must be members or on the staff of the Hunt entered.
 - f. THREE-YEAR-OLD HUNTER. Section must include two or three Over Fences classes and one Under Saddle class with a Championship and Reserve Championship awarded. If possible, this section should be held immediately after the Three-Year-Old Hunter Breeding class. Obstacles not to exceed 3' and courses are to be simple. One Over Fences class must be judged on at least 25% conformation.

HU110 Pony Hunter.

1. No junior over 12 years of age may ride in a Regular Small Pony Hunter Section.

2. No junior over 14 years of age may ride in a Regular Medium Pony Hunter Section. (Exception: Green Pony Hunters)
3. Riders under 18 years of age may ride for other exhibitors who have more than one entry in the Under Saddle class and/or exhibit the pony in the model class.
4. Ponies must be handled by junior exhibitors in all phases of a class, except in breeding classes in-hand.
5. Ponies shown in any rated Pony Hunter, Green Pony Hunter, Children's Hunter Pony, or Pony Jumper sections may not be shown by an exhibitor 18 years of age or older at the same competition, except in breeding classes in-hand.
6. No animal may be shown in a performance class in this division unless the owner possesses a current measurement card or valid measurement form issued by the Federation (see Rules GR502 and HU170).
 - a. Small ponies are not to exceed 12.2 hands;
 - b. Medium ponies are over 12.2 and do not exceed 13.2 hands;
 - c. Large ponies are over 13.2 and do not exceed 14.2 hands.
7. Regular classes are open to all ponies not exceeding 14.2 hands. Qualifications must follow as nearly as possible those outlined for Hunters.
8. No rider may show more than three ponies in any one height section.
9. Junior riders showing ponies cannot compete in any class where fences may be set higher than 3'6" at the same competition (Exception Children's Jumpers, Green Pony Hunters, *USHJA International Hunter Derby, Junior Hunter Classics*, and Pony Jumpers) *BOD 1/17/10 Effective 12/1/09*
10. Ponies shown by adults at a Licensed Competition cannot compete in any rated Pony Hunter sections at the same competition with a junior rider.

HU111 Junior & Children's Hunters.

1. Riders must not have reached their 18th birthday (See GR126).
2. Ponies may not be entered in Junior Hunter classes if Pony Hunter classes are offered at the same competition. If fence heights are changed to accommodate ponies in Children's Hunter classes, measurement cards in accordance with HU170 are required for all entries.
3. *If divided by size, it must be divided into Large and Small. "A" rated Junior Hunter sections must be offered as four sections (large/younger, large/older, small/younger, small/older). These Sections may be combined if there are less than 10 entries in any one section.*
4. If the Junior Hunter division is split by size, for the purpose of over fence classes only, if an animal is being shown by more than one rider, each rider must be in the same age group of 15 & under or 16-17.
5. If an under saddle class is divided by age and a rider has two or more horses entered, all riders must be juniors but need not be eligible by age.
6. Horses cannot be entered in more than one age section of the same class.
7. *At "AA", "A", "B" or "C" rated competitions if there are less than three (3) entries in the Amateur Owner 3'3"; the Amateur Owner 3'6" or the Junior Hunter section, they may be combined.*
8. All horses showing in the Junior Hunter Division at Regular Competitions must have a Federation measurement card.
 - a. A large Junior Hunter is a horse 16 hands and over.
 - b. A small Junior Hunter is under 16 hands.
9. In "A" rated Junior Hunter *sections* divided by age of rider only, no exhibitor may ride more than three (3) horses in *any section*. (For Hunter Classics refer to HU146.7).
10. In "A" rated Junior Hunter *sections* offered by the *height* of horse, an exhibitor may not ride more than two (2) horses in any section. If sections offered by *height* of horse are combined, an exhibitor may not ride more than two (2) large and two (2) small junior hunters in the combined *section*. (For Hunter Classics refer to HU146.7).
11. In "A" rated Junior Hunter *sections* divided by *height* of horse and age of rider an exhibitor may not ride more than two (2) horses in each section. *EC 11/16/09 Effective immediately*
12. In "B" and "C" rated and Local Junior Hunter *sections*, no exhibitor may ride more than three (3) horses in a class.
13. Unless USHJA Zone Committees submit their specifications by Aug. 1, the following specifications will apply for the Children's Hunter Division:

- a. Riders entered in Children's Hunter sections may not compete over fences in any other class at the same competition where fences exceed 3'3".
- b. Horses and ponies entered in Children's Hunter classes may not cross enter into Junior Hunter or Pony Hunter sections at the same competition. Ponies shown in Children's Hunter Pony sections may not be shown by an adult at the same competition, except in breeding classes in-hand. Horses entered in Children's Hunter classes may be shown in the Amateur Owner Hunter section at the same competition if ridden by a member of the child's family.
- c. Cross entry into other divisions is allowed unless otherwise stated in prize list.

SUBCHAPTER HU-2 DIVISION OF SECTIONS OR CLASSES.

HU112 General.

- 1. Sections may not be divided if there are less than 40 entries. (Exception: Green Working, Amateur Owner and Adult Amateur Hunter sections.)
- 2. Any section with 50 or more entries at the beginning of the first class must be divided. If there are 50 or more entries remaining in a section after it has been divided, the section must be redivided by every other number. Once a section has been redivided it may not be divided further.
- 3. Prize money in all rated classes at all licensed competitions must be distributed as follows: a minimum of 30% for 1st, 22% for 2nd, 15% for 3rd, with the balance to be distributed at competition management's discretion. *BOD 1/18/09 Effective 12/1/09*
EC 11/16/09 Effective immediately
- 4. Prize money must be doubled whenever a section is divided.
- 5. Option to dividing classes by every other number:
 - a. As an option to dividing classes by every other number, all entries may be judged as a single class and awarded prizes as follows; however, points will be awarded based on the number of entries in each section after it has been divided.

HORSE'S PLACING	PRIZE AWARDED
1st	1st
2nd	1st
3rd	2nd
4th	2nd
5th	3rd
6th	3rd
7th	4th
8th	4th
9th	5th
10th	5th
11th	6th
12th	6th
13th	7th (if offered)
14th	7th (if offered)
15th	8th (if offered)
16th	8th (if offered)

- b. In reckoning Championship points, the top eight horses that receive the most points in the Over Fences classes are awarded points for the Under Saddle and/or Model class(es). The Championship is awarded as follows:
 - c. Horse with most points—Champion Number 1. Horse with second highest points—Champion Number 2. Horse with third highest points—Reserve Champion Number 1. Horse with fourth highest points—Reserve Champion Number 2.
- 6. At all licensed competitions, if the regular working hunter section has less than three entries, it must be combined with the second year green (or with green if combined or not originally offered split).
 - a. If, after combining, there are still less than three entries in the combined section, it may be further combined with the first year green section.
 - b. If combined green sections have less than three entries, then they must be combined with regular working hunter. *BOD 1/18/09 Effective 12/1/09*

- c. A horse that is eligible for more than one section must be declared and compete in only one.
- d. Horses will jump the respective height for the entered section
- e. If different amounts of prize money were offered in the original sections, the largest amount must be awarded in the new, combined class.

HU113 Green Sections.

1. If there are a combined total of 20 horses in an "A" rated Green Working Hunter section, and there are at least six first year green horses, and there are at least six second year green horses, it must be divided.
2. When entries warrant, competitions are encouraged to offer separate sections for first and second year horses.
 - a. Separate championships may be offered only when all classes are divided and each section offers the required number of classes and prize money for an undivided section.
 - b. The prize list must state under what conditions classes are to be divided.

HU114 Conformation Sections.

1. If the Regular and Green Conformation sections are offered and there are less than three (3) entries in either Conformation section, they must be combined.
 - a. Horses are to jump 3'6", 3'9" or 4' for their respective section.
 - b. Combined sections are to be judged 60% on performance, 40% on conformation.
 - c. Model classes to count 1/2 points.
 - d. If a horse is eligible for more than one section, the exhibitor must declare to the Competition Secretary which height section the points are to count toward.
2. No horse may compete in more than one height section of *any* combined *sections*. If different amounts of prize money are offered in each divided section, the larger amount must be offered to the combined section and the entry fee for that section applied. No credit will be given in combined sections unless three entries have shown and placed.

EC 11/16/09 Effective immediately

HU115 Amateur Owner Sections.

1. Amateur Owner 3'6"
 - a. When a section is divided, one section must be offered for amateurs 18-35 years of age and one section for amateurs over 35 years of age. When divided as to age of rider no horse may compete in more than one section. Age must be given on entry blank. These sections may be further divided by age of rider or by every other number.
 - b. "A" or "AA" rated *competitions* must offer at least two (2) divided sections, one for amateurs 18-35 years of age and one for amateurs over 35 years of age.
 - c. *At "AA", "A", "B" or "C" rated competitions if there are less than three (3) entries in the Amateur Owner 3'3", the Amateur Owner 3'6" or the Junior Hunter section, they may be combined.* The competition management may choose to combine the classes as necessary, based on the sections with the lightest entries. If sections are combined, the horses must jump the respective height of the section entered. In addition while the divisions can be combined if entries warrant, in order for Horse of the Year points to count they must be offered separately in the prize list. *EC 11/16/09 Effective immediately*
2. Amateur Owner 3'3"
 - a. One section may be offered at 3'3". If entries exceed 40, the section must be split by the age of the rider, 18-35 and 36 and over.
 - b. Riders may cross enter between the Adult Amateur (if Zone Specifications permit), Amateur Owner 3'3" and/or the Amateur Owner 3'6" divisions. Horses may not cross enter between the divisions.
 - c. To be ridden by Amateur Owners or an amateur member of the owner's family. In either case, classes are restricted to riders who are no longer eligible to compete as junior exhibitors. Leased horses are not eligible and multiple ownership is not permitted unless all owners are members of the same family.

HU116 Pony Hunter Sections.

1. Classes for Pony Hunters may be divided by *height* of pony as outlined in HU110.6.
2. If there are 50 or more entries in the division at the beginning of the first class, it must be divided by *height* of pony and prize money must be doubled.

- a. If there are 50 entries remaining in a section after the *section* has been divided by *height* of pony, the section must be redivided by every other number and the prize money must be doubled.
 - b. Once a section has been redivided it may not be divided further.
 - c. If a pony under saddle class has over 30 entries, the class must be split and held in at least two sections with one set of awards.
3. Required Sections.
- a. At an "A" or "AA" rated *competition*, the Regular Pony Hunter *section* must be offered as three *height* sections (small, medium, and large) and the prize money must be tripled.
 - (1) If there are four (4) or more entries in each *height* section of an "A" rated Regular Pony Hunter *section*, the *height* sections must be held separately.
 - (2) *Height* sections may be combined if there are three (3) or fewer entries in any *height* section. Combined *height* sections should be either small/medium or medium/large but if possible not small/large.
 - b. Competitions may offer the Green Pony Hunter *Section* as three separate sections (small, medium and large); however an "A" or "AA" rated Green Pony Hunter *Section* must be offered as a minimum of two sections (small/medium and large).
 - (1) "A" and "AA" rated competitions must split (small, medium and large) if there are four (4) or more entries in any *height* section.
 - (2) Green Pony Hunter Sections at "A" and "AA" rated competitions may be combined if there are less than four (4) entries in any *height* section.
4. If there are a minimum of 10 small/medium ponies combined and 10 large ponies in any "B" or "C" rated Regular or Green *height* Section, the *height* section must be divided (small/medium and large); prize money need not be doubled. If there is a total of thirty (30) ponies, prize money must be doubled. *EC 11/16/09 Effective immediately*

HU117 Junior & Children's Hunter Sections.

1. When divided, classes must be split as follows:
 - a. by age of rider as outlined in GR823,
 - b. by *height* of horse,
 - c. by every other number on the list of entries, or the method of dividing must be stated in the prize list.
2. If there are 50 or more entries in the *section* at the beginning of the first class it must be divided by (a-c) above and the prize money must be doubled. A section with less than 30 entries cannot be divided. *EC 11/16/09 Effective immediately*
3. If there are 50 or more entries remaining in a section after it has been divided, the section must be redivided and the prize money must be doubled. Once a section has been redivided it may be divided further if management so desires.
4. It is recommended that when competitions anticipate 50 horses or more this section be divided by (a) or (b) above when prize list is prepared.

HU118 Rated Section Requirements.

1. "A" Rated Sections. At least two sections must be offered in the prize list. Four (4) or five (5) classes are required in each section with a minimum of \$500 prize money offered in each section.
 - a. Management may elect to offer four (4) classes. If four (4) classes are offered at a multiple day competition, no more than two (2) classes may be held on one day and no more than 50% of the prize money may be offered on one day.
 - b. Sections may be combined only if there are four (4) entries or less in either split section.
2. "B" Rated Sections. Three (3) or four (4) classes are required in each section with a minimum of \$100 in each section.
3. "C" rated Sections. No prize money is required.
4. Except for Medal classes, Junior Hunter over fences classes and Equitation classes over fences may be combined and held concurrently if separate judges officiate. Flat classes cannot be combined. *EC 11/16/09 Effective immediately.*

SUBCHAPTER HU-3 COURSES.

HU119 General.

1. Fifty percent or more of the obstacles must be at least the required height and none may be more than 2" over or under, except
 - a. In Regular Hunter classes at "AA" competitions where obstacles must be no more than 2" under.
 - b. At "A" competitions, obstacles in Regular Hunter classes may not be lower than 3'9". (Exception: brush obstacles, ditch or bank.)
2. Except in case of inclement weather, broken equipment or similar emergency a course must not be altered except by written permission of all exhibitors. If one or more original obstacles are rendered unusable during a class and no duplicate exists, management may substitute obstacles which approximate as nearly as possible the originals.
3. In classes where Federation course requirements have not been met and the violation has not been observed and corrected prior to the third competitor's performance, the class must be completed without altering the course and the results will stand for the purposes of the Championship.
 - a. With the exception of a course set at an improper height, competitors who have gone over the course with the violation have the option of re-jumping the course.
 - b. Classes conducted over improper courses are ineligible for Federation Horse of the Year Award points.
4. Horses must be shown over a minimum of eight obstacles the required height in all "A", "B" or "C" rated sections.
5. In "A" rated sections, at least two different courses are required in Conformation sections and at least three different courses in Working sections. A change of direction (change of lead) is recommended in all sections. All "A" rated sections, except for Green Hunter Pony sections, must offer an over fence class as a handy hunter.
6. In "B" rated sections, at least two different courses are required.
7. *No course may have exhibitors trotting or cantering through the in-gate or out-gate; any exhibitor choosing to trot or canter through the in-gate or out-gate will be eliminated.*

EC 11/16/09 Effective immediately

HU120 Course Diagrams.

1. Course diagrams must be posted at least one half-hour before scheduled time of class unless they have been illustrated in the prize list. The plan or diagram of the course must show the obstacles which must be taken in the order indicated by numbers but apart from this the rider is not bound to follow a compulsory track. An arrow is used on the diagram to indicate the direction in which each obstacle is to be taken. When distances between fences in "A" or "B" rated classes are 90' or less from base to base, the distance must be included on the posted course diagram.
2. If the area of the courtesy circle is to be restricted by a mandatory line, the line must be indicated on the diagram and a corresponding barrier must be erected on the course. As this becomes part of the judging specifications, this policy must be clearly stated in the prize list (see GR901.10) and announced at least one hour prior to the class.

HU121 Height of Obstacles.

1. Green Sections: 3'6" required for first year horses; 3'9" required for second year horses. (Exception: Fences may be a maximum of 3" lower in Zones 11 and 12)
2. Regular Sections: 4' minimum in "AA" rated sections; 3'9" minimum in "A", "B" and "C" sections. Obstacles may not exceed 4'6". (Exception: Fences may be a maximum of 3" lower in Zones 11 and 12)
3. Amateur Owner Sections: 3'6" required. The Amateur Owner 3'6" section must be offered, in addition the Amateur Owner 3'3" section may be offered. (Exception: Fences may be a maximum of 3" or lower in Zones 11 and 12). If both the 3'3" and 3'6" Amateur Owner sections are offered at "B" and "C" rated competitions, the fences must be set at 3'3" and 3'6" respectively.
4. Adult Amateur Sections: Per USHJA Zone Rules.
5. Local Competitions: No minimum in any section.
6. Non-rated sections: Heights determined by competition management.
7. Ladies Side Saddle Sections: 3'.

8. Junior Hunter Sections: Obstacles must be 3'6" in all classes. Exception: No minimum height required at Local Competitions. (Exception: Fences may be 3" lower in Zones 11, 12, and at "B" and "C" rated competitions.)
9. Children's Hunter Sections: Obstacles will be 2' for small ponies; 2'3" for medium ponies; 2'6" for large ponies and 2'9" to 3' for horses. Spreads must not exceed the height of obstacle. No minimum height required at Local Competitions.
10. Pre Green: Per USHJA Zone Rules.

HU122 Type.

1. Obstacles must simulate those found in the hunting field such as natural post and rail, brush, stone wall, white board fence or gate, chicken coop, aiken, hedge, oxer, etc.
2. Chicken coops hinged at the top and free at the bottom; triple bars and hogs back; striped rails; targets; any spread over 4' and square oxers are prohibited.
3. Every course must have at least four different type obstacles. (Exception: see HU146.2). All obstacles must be at least 20' wide or have wings at least 24" wide that are at least 12" higher than the obstacle. (Exception: pen jumps.)
4. A 3" difference is required for the back element of an obstacle. A ground line is required for all obstacles. (Exception: Handy Hunter classes).
5. The top element of all obstacles must be securely placed with cups at least 1 1/2 inches deep and 3 inches wide so that a slight rub will not cause a knockdown and must be equally secure for different heights in the same class. At all Federation approved competitions, FEI approved safety mechanisms must be used in conjunction with a cup that is at least 1 1/2 inches deep and at least 3 inches wide for the back rail of all oxers. For USHJA International Hunter Derby Classes, caps on walls and gates with a separate plank style top element that can be knocked down are permitted.
6. In Handy classes obstacles must simulate those found in trappy hunting country. The course must have at least two changes of direction and at least one combination as well as three of the following: hand gallop a jump, bending line, rollback turn, fence at the end of the ring or open a gate while mounted, trot over one obstacle, or lead over one obstacle. Judges must place emphasis on promptness and tight turns with precedence being given in that order.
7. For Pony Hunter, the first obstacle on a pony hunter course must be a vertical obstacle (i.e., brush or rail). Oxers and coops are prohibited as a first obstacle. Swedish oxers are prohibited in the schooling area.

HU123 In and Outs.

1. An in and out is considered as two obstacles in the required number of obstacles. It must never be used at the start of a course.
2. An in and out may have one or two strides. The suggested distance for an in and out when used in a ring is 24' to 26'; and on an outside course 26' to 28'. The distance may be altered during a class requiring different fence heights.

HU124 Pony Hunter.

1. Heights and Spreads.
 - a. The height and spread of obstacles at Regular Competitions are 2'3" for small, 2'6" for medium and 3' for large ponies. No minimum height required at Local Competitions. (Green ponies to jump 2'3" for small, 2'6" for medium and 2'9" for large). Spread of jump may not exceed height and must be measured including flowers, brush and ground lines. (Exception: fences may be a maximum of 3" lower in Zones 11 and 12.)
 - b. If a competition offers a team or pairs class or a pony hunter classic in which ponies of mixed heights are permitted, the prize list must state the height of the fences and stipulate all judging requirements.
2. Distances.
 - a. The suggested distances for in and outs are 20' for small, 22' for medium and 24' for large ponies. The in and out distance must be adjusted for each height section.
 - b. If the distance between fences is less than 100', the distance must be adjusted for each height section. *BOD 1/18/09 Effective 12/1/09*
 - c. In the line with an in and out there must not be any other fences (Local and "B" & "C" rated divisions only).

SUBCHAPTER HU-4 ATTIRE, TACK AND EQUIPMENT.

HU125 Tack.

1. Regulation snaffles, pelhams and full bridles, all with cavesson nose bands, are recommended. A judge may penalize for non-conventional types of bits or nosebands.
2. Competitors may be refused an award unless they return to the ring for conformation or soundness with the same complete bridle in which they have performed.
3. Martingales of any type are prohibited in Under Saddle, hack and tie-breaking classes. Standing martingales are allowed for all over fence classes. All other martingales may be considered unconventional.

HU126 Equipment.

1. Light pads and bar shoes are permissible, however, bar shoes indicate a weakness and in Conformation classes a judge may penalize accordingly. Boots, wraps and bandages are prohibited. In the case of inclement weather competition management may permit the use of bell boots.
2. No mounted exhibitor may wear or carry an electronic communication device (i.e., cellular telephone, pager, walkie talkie, *iPod*, etc.) while in the competition ring. The penalty for wearing or carrying a forbidden device if observed by the judge may be elimination from the class during which the device was worn or carried. Exception: A handicapped participant may use electronic devices if, prior to the class, he/she presents to the USEF Steward written justification from treating personnel setting forth the necessity of the equipment.

BOD 1/17/10 Effective immediately

3. Any rider competing and or riding anywhere on the competition grounds with their stirrup, stirrup leather, or foot tied and/or secured in any manner, will automatically be eliminated from the entire competition. The steward will note the trainer name(s) on the stewards report and further disciplinary actions may be taken by the Federation.
4. Whips. Competitors are prohibited from carrying a whip that is longer than 30" (75cm) while jumping or schooling over fences. A rider may not carry more than one whip. Whips that are weighted at the end are prohibited. (Exception: Ladies Side Saddle and appointments classes. See HU129.)

5. No exhibitor may carry a whip longer than 30" while competing.

BOD 1/18/09 Effective 12/1/09

HU127 Attire.

1. Formal Attire. Riders are required to wear scarlet or dark coats; white shirts with white stock; white, buff or canary breeches and protective headgear. See GR801. All Hunter and Hunt Seat Equitation riders must wear protective headgear while jumping in accordance with General Rules, GR801.2. In classes restricted to junior exhibitors protective headgear must be worn in accordance with GR801. Members of the Armed Services or the Police may wear the Service Dress Uniform.
2. Inappropriate attire. When management permits Hunter or Hunter Seat Equitation riders to ride without jackets, riders must wear traditional, short, or long-sleeved riding shirts with chokers or ties. Polo shirts and chaps are not permitted except in unjudged warm-up classes. Management or Judge may eliminate an exhibitor who is inappropriately attired.

HU128 Hunt Colors.

In classes restricted to members, subscribers or staff of a Hunt recognized by the Masters of Foxhounds Association, all riders who wear colors must carry a letter dated within the current year signifying that they are eligible. This letter must include the name of the Hunt and the color of the collar and must be signed by the Master or Honorary Secretary of that Hunt. The show committee must appoint a competent person to check these letters before riders compete in classes. If a rider holds a current letter but does not have it in his immediate possession or is entitled to receive one, the show committee may accept a signed statement to that effect which must be submitted to the Federation.

1. In classes restricted to junior exhibitors, rules concerning hunt colors will be strictly enforced. Unless a junior wears scarlet, brown boot tops are prohibited.

HU129 Ladies Side Saddle Attire.

1. Hat: Black Hunting Silk Hat at least 4" high without adornments for under saddle classes. Protective headgear may be worn without penalty in the under saddle class (See

GR801). Protective headgear meeting or exceeding the requirements in GR801.2 must be worn in over fences classes.

2. Veil: Required with appointments. Must be traditional black with elastic top and bottom to fit securely over hat brim and under chin.
3. Neckwear: Plain white hunting stock neatly tied and fastened with a plain gold safety pin. Latter should be horizontal.
4. Habit: Melton or other cloth of black or dark blue color, unless bona fide member of a recognized hunt whose livery color is different; then hunt livery color with hunt colors is permissible. Lining must match.
5. Breeches: Same color as habit.
6. Collar: Same material and color as coat unless member has been invited to wear the hunt colors in which case, the collar should conform to the livery of the hunt and be worn only on coats of the hunt livery color.
7. Vest: Of plain white, buff or yellow material.
8. Buttons: Must conform to hunt livery. Usual specifications are: Brass or bone on vest. Black bone on black coat. If member has been invited to wear the hunt button, it should be engraved with the hunt emblem, otherwise it should be plain.
9. Boots: Black, without tops: of plain black calf without tabs. Boot garters, if worn, plain black.
10. Spur: Optional. If worn, must be regular hunting spur, without rowels—worn high on the heel.
11. Whip: Light hunting whip with thong required.
12. Gloves: Heavy wash leather or brown gloves.
13. Rain Gloves: White or colored rain gloves. Should be carried on off (right) side under billets and just showing in front of saddle flap.—Fingers forward.
14. Jewelry: Except for finger rings and small plain stud earrings for pierced ears, jewelry is not permitted.
15. Hair: With hair net, preferably in bun. Must be neat and unobtrusive.
16. Boutonniere not permitted.
17. Mane and Tail: Must be braided. (Exception: roached mane and pulled tails).

HU130 Ladies Side Saddle Tack and Equipment.

1. Sandwich Case: Must be combined sandwich case and flask. Sandwich case must contain a sandwich wrapped and flask must contain sherry or tea.
2. Bridle: Must be either double or pelham. First definitely preferable. All leather must be flat. A cavesson noseband must be used. Rubber reins are not permissible. Stitched in leather preferred.
3. Breastplate: Optional, but preferred.
4. Martingales: Not permitted on the flat or in Hunter Hack, permitted in over fences classes.
5. Saddles: Must be plain English type. May have suede seat and pommel. Lining may be leather or linen. Numnahs and saddle cloth not permitted.
6. Girths: Triple fold leather. No elastic permitted. Cannot be shaped. Balance girth necessary.
7. Irons: Should be regular side saddle iron with oval eye or safety stirrup. Should be large, workmanlike and polished, without pads.

SUBCHAPTER HU-5 JUDGING.

HU131 General.

1. All classes must be judged on performance and soundness and when indicated, conformation, suitability or manners.
 - a. When a horse makes two faults at one obstacle only the major fault will be counted. (Exception: refusals count in addition.)
 - b. When an obstacle is composed of several elements in the same vertical plane, a fault at the top element is the only one penalized.
 - c. At a combination, the faults committed at each obstacle are considered separately. In case of a refusal or runout at one obstacle in a combination, the competitor may rejump the previous as well as the following obstacles.

- d. Judges must penalize unsafe jumping and bad form over fences, whether touched or untouched.
 - e. Teams, pairs and unicorns (abreast and tandem) should be judged as a single unit, scoring only major faults at each obstacle. (Exception: in cases where two or more horses have knockdowns or refusals, they are scored cumulatively.) In tandem formation, faults for horses not keeping proper hunting distance apart and in abreast formation, faults for horses not keeping abreast will be calculated at the rate of 1/2 fault for each 1/2 horse's length and are cumulative at each obstacle, as well as at each end of the ring; or on an outside course, at each obstacle and between each obstacle. No additional penalty for finishing out of original order.
 - f. In classics and when a class is held on an outside course, brilliance should be emphasized.
2. Circling once upon entering the ring and once upon leaving is permissible.
 3. In all classes over obstacles, all horses being considered for an award must be jogged for soundness in the judge's order of preference prior to being judged for conformation. Two more entries than the number of ribbons must also be jogged if there are sufficient entries.
 4. In classes over obstacles, competitors cannot be requested to show at a walk, trot and canter or to re-jump the course unless eliminations are held. If eliminations are held, the finals are judged as an independent class.
 5. After all competitors have had an opportunity to compete over a course in the Regular Working section, competitors with faults which would eliminate the competitor from the ribbons, may be excused at management's discretion, provided four more competitors than the number of ribbons awarded have completed the course. In Green Working classes riders are encouraged to withdraw after a major fault.
 6. In cases of broken equipment, the competitor may either continue without penalty or stop and correct the difficulty, **in which case he will be penalized as if it was a refusal.** Stopping for broken equipment is considered a major fault as per HU135.2. In case of loss of shoe, rider may either continue without penalty or be eliminated.
BOD 1/18/09 Effective 12/1/09
 7. In the event of elimination, the horse must exit the ring immediately.

HU132 Soundness.

All horses must be serviceably sound. All horses being considered for an award must be jogged for soundness with rider dismounted. **In classes restricted to junior riders, a junior must jog the animal for soundness.** (Exception: Under Saddle classes, unrated classes and classes at Local Competitions.) Horses that are not serviceably sound are ineligible for an award, including under saddle classes. *BOD 1/18/09 Effective 12/1/09*

HU133 Conformation.

Quality, substance and soundness. Judges must penalize but not necessarily eliminate horses with structural faults, defects and blemishes (such as pinfiring) in areas which might impair their activity and durability. Horses must be stripped for conformation judging in any class. (Exception: Under Saddle classes.)

HU134 Performance.

1. An even hunting pace, manners, jumping style together with faults and way of moving over the course. Manners to be emphasized in Ladies and Amateur classes; brilliance in Corinthian and Formal Hunting Attire classes.
2. When the class is held in a ring, the performance starts as the competitor enters and ends when he leaves. When the class is held outside, the performance starts at any spot designated by competition management and ends at any spot so designated. If the start and finish are not clearly set forth, it is suggested that a judge consider the start approximately 50' before the first obstacle and the finish approximately 50' after the last.

HU135 Faults.

1. The following faults are scored according to the judges opinion and depending on severity or division, may be considered minor or major faults.
 - a. Rubbing the jump
 - b. Swapping leads in a line or in front of a jump
 - c. Late lead changes
 - d. Freshness

- e. Spooking
 - f. Kicking up or out
 - g. Jumping out of form
 - h. Jumping off the center line of jump
 - i. Bucking and/or playing
 - j. Adding a stride in a line with a related distance
 - k. Eliminating a stride in a line with a related distance
 - l. Striking off on a wrong lead on the courtesy circle. (May be corrected with either a simple or flying change of lead)
2. The following are considered major faults.
- a. Knockdown
 - b. Refusal
 - c. Stopping for loss of shoe or broken equipment
 - d. Refusal or stopping while on course
 - e. Dangerous jumping
 - f. Addressing a jump - coming to a stop in front of a jump in order to show the jump to the horse.
 - g. Completely missing a lead change
 - h. Adding or eliminating a stride in an in and out.
 - i. *Breaking stride, or Trotting while on course. (Exceptions-Where posted on the course diagram i.e. trot jumps, steep banks, etc, and also as outlined above in HU135.1l. Striking off on a wrong lead on the courtesy circle.) BOD 1/17/10 Effective 4/1/10*
3. The following constitute elimination.
- a. Three refusals
 - b. Off course
 - c. Jumping course before it is reset
 - d. Bolting from the ring
 - e. Fall of horse or rider

HU136 Pony Hunter.

Manners and suitability of a pony for the rider are emphasized in all classes. Extreme speed is penalized. Judges may penalize but not necessarily eliminate an entry not having such manners and suitability. *BOD 1/18/09 Effective 12/1/09*

HU137 Junior & Children's Hunter.

1. Junior Hunter. In all classes manners will be emphasized and extreme speed will be penalized.
2. Conformation is not to exceed 25% in any class except a Model class. In Junior Working Hunter sections no more than 50% of the classes may be judged on conformation.
3. Children's Hunter. Unless Federation Zone Committees submit their Children's Hunter specifications by August 1, the following specifications will apply: Open to horses and ponies to be ridden by a junior exhibitor. See also HU101.6 and HU111.

SUBCHAPTER HU-6 CLASS SPECIFICATIONS.

HU138 Under Saddle and Hack Classes.

1. In Under Saddle and Hunter Hack classes, horses are shown at a walk, trot and canter both ways of the ring. Light contact with the horse's mouth is required. Horses should be obedient, alert, responsive and move freely. They should not be eliminated for slight errors. Judges may ask horses to hand gallop collectively, one way of the ring. (Exception: green classes.) No more than eight will be asked to hand gallop at one time. (Exception: Hunter National Championships see HU184.3f) All horses being considered for an award must be serviceably sound.
2. To be eligible for a Model or Under Saddle class counting toward a Championship in any "A" or "B" rated section, horses must be entered in at least one full point class over obstacles in the same section during the competition. To maintain awards or points won in the aforementioned classes the competitor must complete the course in at least one class.

HU139 Green Conformation Performance Classes.

To be judged 50% to 60% on performance and soundness; 40% to 50% on conformation. (Exception: conformation to count 25% in Ladies, Corinthian and Formal Hunter Attire classes.) All horses being considered for an award must be serviceably sound.

HU140 Regular Conformation Performance Classes.

To be judged 75% performance and soundness; 25% conformation. All horses being considered for an award must be serviceably sound.

HU141 Green and Regular Conformation Model Classes.

To be shown at a walk and trot. To be judged on conformation, way of moving and soundness. All horses being considered for an award must be serviceably sound.

HU142 Green and Regular Working Classes.

To be judged on performance and soundness. All horses being considered for an award must be serviceably sound.

HU143 Amateur Owner Classes.

To be judged on performance and soundness. If conformation is to be judged, it may not count more than 25%. All horses being considered for an award must be serviceably sound.

HU144 Adult Amateur Classes.

To be judged on performance and soundness, suitability to count. All horses being considered for an award must be serviceably sound.

HU145 Ladies Side Saddle Classes.

(See also EQ108.1) To be ridden by ladies who are no longer eligible to compete as junior exhibitors. Stallions not permitted. Three classes must be offered: Over Fences, Under Saddle and Hunter Hack. All three classes will count equally for the Championship. In cases of ties, horses are to hack off for Champion and Reserve. All horses being considered for an award must be serviceably sound.

1. Over Fences: To be shown over a course of at least eight fences 3' in height. No in and out to be used.
2. Under Saddle: To be shown at a walk, trot and canter both ways of the ring in formal hunting attire with appointments. See HU129-HU130. The Under Saddle class must be held as the first class of this section. To be judged on performance and soundness with emphasis on manners 75%; formal hunting attire, appointments and general overall appearance of horse and rider 25%. Judges should give particular consideration to quality, condition and cleanliness of tack. Mane and tail must be braided, (Exception: roached manes or pulled tails). Judges must line up exhibitors in order of preference before checking appointments.
3. Hunter Hack: To be shown at a walk, trot and canter both ways of the ring. Judges may ask for a hand gallop but no more than eight to hand gallop at one time. To jump two fences at 2'6". To be judged on performance and soundness with an emphasis on manners. Under Saddle performance to count 50%, Over Fences performance to count 50%.

HU146 Hunter Classics.

1. Any competition may offer a Classic, however only those competitions with an "A" or "B" rated Hunter section will receive bonus points towards Horse of Year Awards. If a "C" rated Hunter section offers a Classic, points will count for Zone awards only. A section with an "A" rating must offer at least \$1000 in a Hunter Classic, and a section with a "B" rating must offer at least \$500 Entry fees retained by management in "A" rated Hunter Classics may not exceed 10% of prize money offered in the Classic. To be eligible, the horses must have entered, shown and completed the course in at least two classes in the Hunter section. For all Hunter Classics in A, B, or C rated sections at all A, B or C rated *competitions*, the Classic must be conducted as a two round class. A designated class of the specified Hunter section may be counted as the first round of the Classic. The second round may not be another designated class in the Hunter section, but must be held as separate round. If a designated class is used as first round, each round to count 50%. At least the top 12 if available or 25% of the first round entries will return over a second course. If a horse or pony is eliminated in the first round of competition they may not return for the second round. If possible, eight places to be awarded. The Hunter Classic does not count toward the minimum

number of classes required for the section's rating, however bonus points will be awarded toward the Horse of the Year Awards in the horse's respective section. The bonus points are as follows: 1st—20, 2nd—16, 3rd—14, 4th—12, 5th—10, 6th—8, 7th—6, 8th—5, 9th—4, 10th—3, 11th—2, 12th—1 point. "B" and "C" rated Classics will receive the points listed above. "A" rated Classics will receive 4 times the points listed above. "AA" rated *competitions that have Classics, the Classic* will receive 5 times the points listed above. All horses being considered for an award must be serviceably sound. (Exception: For Junior Hunter Classics, if one of the required classes in the Junior Hunter section is used as a class, at least the top 20 will be qualified to return for the second round.) BOD 1/18/09 Effective 12/1/09 EC 11/16/09 Effective immediately

2. The course must consist of a minimum of ten obstacles of at least six different types.
3. The height of the first obstacle must not exceed 4'. The height of all other obstacles must not exceed 4'6". Spreads, water or ditches must not exceed 4'. In Amateur Owner 3'6" and Junior Hunter Classics the height of the first fence must not exceed 3'6". The height of all others must not exceed 4'. Spreads, water or ditches the same as above. In Amateur Owner 3'3" Classics, the fence heights must be set at 3'3".
4. If using an open numerical judging system, one judging position must be appointed as the tie breaker.
5. In Classics offering \$1,000 or more in prize money, or if required in the prize list, riders are required to wear scarlet or dark coats; white shirts with white stock, choker or tie; white, buff or canary breeches and protective headgear in accordance with General Rules, GR801.2.
6. Classics may be offered combining sections. If a classic is offered combining sections and a horse is shown in more than one section qualifying for the classic, the exhibitor must declare to the Competition Secretary which division bonus points are to count toward.
7. No rider may show more than two horses in any height section (i.e. Fence height, not height of horse) of a Hunter Classic. Exception: Junior Hunter Classics - if the first round of a classic is a class in the division and the rider qualifies four horses, that rider may compete all four horses in the second round of the classic.
8. Horses being considered for an award must be serviceably sound and may be jogged if so stated in the prize list.
9. The same horse/rider combination must ride in both rounds of a Hunter Classic.
10. If more than 30 horses are entered in a Junior Hunter Classic, the classic must be split. BOD 1/18/09 Effective 12/1/09

HU147 Pony Hunter.

1. Any competition with an "A" or "B" rated Pony Hunter section may offer a Pony Hunter Classic in accordance with HU146. Exceptions: Pony Hunter Classics must offer at least \$500 in prize money. The height and spread of fences to be the same as the Regular Pony Hunter section, Green Pony Hunter classes will not count as the first round of a Pony Hunter Classic. Riders are not required to wear special attire as described in HU146.5 but must wear protective headgear in accordance with GR801.3. Classics cannot be offered at competitions holding Pony Hunter sections in one day. Competitors must declare which two animals are showing in the classic before the first round starts. Competitors may only ride two ponies in any height section of a classic.
2. Class Specifications.
 - a. Classes are the same as those listed for Hunters. Maiden, Novice, Limit and Green Ponies are not to gallop.
 - b. Conformation must not exceed 25% in any class except a Model class.
 - c. Appointment classes are prohibited in all competitions. Uniformity and similarity may count 15% in Team and Pair classes.

SUBCHAPTER HU-7 CHAMPIONSHIPS.

HU148 General.

1. Championships must be offered in "A" and "B" rated sections.
2. A Championship may not be offered in a section unless a minimum of two over fences classes and one Under Saddle class are held (Exception: Ladies Hunter Side Saddle). If a competition offers more than one Under Saddle class in any one section, only one will count

towards the Championship. (Exception: classes divided as to weight, height, age or breeding.) The prize list must specify the class to count.

a. When a Championship is offered, management must keep a score card or chart of winnings throughout the competition, which must be prominently displayed so that exhibitors may inspect it at all times. Only the first six ribbons count towards Championships regardless of the number offered.

b. Ribbons won in classes with specifications restricting horses in any manner, will not count toward any Championship unless such classes are complementary and over the same course, affording equal opportunity to all horses competing. If, however, competition management, having reserved the right to do so in the prize list, combines two or more complementary classes because of insufficient entries, thus making one open class, ribbons won in such a class count toward the Championship.

HU149 Eligibility.

1. General.

a. The Champion and Reserve Champion titles are awarded to the top two of the four horses that acquired the most points performing over a regulation course with obstacles at the full height required in the section in which shown, except under the provisions of HU114. In addition to these points, only these four horses, receive half points for ribbons won in Model classes (full points for Regular Conformation Model classes) and full points for ribbons won in one Under Saddle class.

b. The prize list must state the numbers of the full point and half point classes counting towards the Championship in each section.

2. The following classes do not count towards nor make a horse eligible for Championships: Appointment, Breeding, Local, Junior, Consolation, Maiden, Novice, Limit, Owners, Hunter Hack, Pairs, Teams and any class restricted unless complementary classes are offered. Points won in one section do not count towards nor make a horse eligible for the Championship in another section.

HU150 Ties.

1. In case of a tie score the Championship and/or Reserve is awarded to the horse that accumulated the most points over fences. If horses have an equal number of points over fences and no points under saddle, the tied horses must be shown at a walk, trot and canter. Competitors may be asked to hand gallop at the discretion of the judge. (Exception: Green Hunters.) This competition is judged as an independent under saddle class with conformation, soundness and performance to count as prescribed throughout the section. If horses have an equal number of points over fences, under saddle, and model (i.e. Regular or Green Conformation) the tie will stand as is and both horses will receive Horse of the Year Points in their respective Champion and/or Reserve position.

2. If all tied horses are declared unsound, selection of the winner among such tied competitors is left to the discretion of the judges.

HU151 Combination Hunter Championship.

All competitions with a limited number of Hunter classes, including events in more than one section (i.e., Regular or Green Conformation, Regular or Green Working), may count points won in such classes toward a Combination Hunter Championship. A Combination Hunter Championship and Reserve are awarded to two of the four horses which have acquired the most points performing over a regulation Hunter course with fences the height required in the section in which shown. In addition to these points, only these horses receive half points for ribbons won in Model, Maiden, Novice, Limit and Green classes (full points for Regular Conformation Model classes) and full points for ribbons won in one Under Saddle class or, if not held, in one Hunter Hack class, if otherwise qualified. The prize list must specify which classes count. This Championship does not count toward a Federation Horse of the Year Award except for Amateur Owners. *EC 11/16/09 Effective immediately*

HU152 Pony Hunter.

1. A competition may, at its discretion, offer a Championship and Reserve Award in each height division or a single Championship and Reserve. Separate Championships must be offered when all classes are divided into height divisions but cannot be offered unless they are divided. See HU148 – HU151 for all requirements.

2. Championships. Show Champions and Reserve Champions are selected as outlined in GR808.

HU153 Junior & Children's Hunter.

1. Separate Championships must be offered when all classes are divided but cannot be offered unless they are divided.
2. The Champion and Reserve titles are awarded to the top two of the four horses which have acquired the most points performing over a regulation course in the Junior Hunter *section*. In addition to these points only these horses will receive half points for ribbons won in Model classes and full points for ribbons won in Under Saddle classes if otherwise qualified. The prize list must specify which classes will count. *EC 11/16/09 Effective immediately*

SUBCHAPTER HU-8 CONDUCT.

HU154 Judges.

(See HU131)

1. In "A" rated sections, at least one judge of Registered status must officiate. Recorded judges with Special judge's card may not officiate alone.
2. All judges who are assigned to a Conformation section must judge the Model class.
3. In "A" rated Hunter sections at "AA" rated competitions, a minimum of two judges must officiate. They may officiate independently or together. If judging independently, no more than 60% of the classes in the section may be officiated by the same judge. (Exception: Pony Hunter sections held on one day).

HU155 Course Designers. BOD 1/18/09 Effective 12/1/09

1. The licensed Hunter Course Designer, or his designated representative, must be present during all Hunter and Hunter Seat Equitation classes for which he has responsibility and over sees the courses are properly set for the competition. Course Designer should be available to report to the judge at any time. (Exception: breed restricted competitions and open competitions with 50% or more breed restricted classes.)
2. A minimum of an "R" license is required to officiate alone at an "A" or "AA" rated competition with a Hunter class offering up to \$4,999 in prize money.
3. An "R" license is required to officiate in any class offering \$5,000 or more in prize money.

HU156 Schooling.

Schooling is permitted in accordance with GR834, GR835, GR837 and HU Appendix A.

HU157 Back to Back Classes.

No more than two rounds may be ridden back to back. In sections where three classes over fences are held on one day and the section has eight or fewer exhibitors, all three over fences classes may be held using back to back rounds with the judge's consent. Classes using this format must be jogged, if required, and pinned separately, following the last class. Management may not require back to back rounds in rated classes. Management may not require a judge to score more than three classes concurrently.

HU158 Jumping Order.

If a jumping order is established it must be posted in a conspicuous place at least one-half hour before the class. The jumping order must be legible to a mounted rider. If a jumping order is used throughout the section, a systematic rotation of the starting list must be employed so that a complete cycle is made during the competition. Failure to enter the ring within one minute after an audible signal to proceed is given incurs elimination. The time limit for entering the ring must be enforced by competition management. Management may permit a rider to compete out of order to minimize delays and in case of class conflicts.

HU159 Entry Fees.

1. No competition may require a combined entry fee in any "B" or "C" rated section. A horse that is entered in a section that requires a combined entry fee may be entered in individual classes in another section for which he is qualified. (Exception: the horse may not be entered in the stake class unless it has met all qualifications.) A horse that is exhibited in the first performance class of an "A" rated *section* must pay a combined entry fee. After the first performance class exhibitors may enter individual classes at management's discretion.

EC 11/16/09 Effective immediately

2. A Model class may not be included in a combined entry fee. It must always be offered separately as an optional class.

3. For any division offering \$5,000 or more per section in prize money, management must limit the entry fee to no more than 10% of the prize money offered.

BOD 1/18/09 Effective 12/1/09

HU160 Scheduling.

1. "A" rated Hunter sections may be held and judged on one or more days. If held on one day "A" sections would be limited to four classes per section (3 over fences and 1 under saddle). If held on two or more days, four to six performance classes must be offered (Exception: Pony Hunter and Junior Hunter sections). *EC 11/16/09 Effective immediately*

a. At "A" and "AA" rated competitions a Regular Working Hunter section must be offered. Exception: competitions restricted to Juniors and Amateurs.

b. "A" rated competitions must be held and judged over a minimum of three days on the same competition grounds. A minimum of five "A" rated hunter sections must be offered and a minimum of two performance classes from two different "A" rated Hunter sections must be scheduled and judged on each of the three days. "A" rated Hunter sections must be held and judged over two or more days. (Exception: pony hunter sections). A minimum of \$5,000 in prize money, must be offered in the "A" rated Hunter sections of a "A" competition. A maximum of \$2,000 of Hunter Classic prize money can be used towards calculating the \$5,000 of required prize money for an "A" rated competition.

c. "AA" rated competitions must be held and judged over a minimum of five (5) days on the same competition grounds. A minimum of five "A" rated Hunter sections must be offered and a minimum of two performance classes from two different "A" rated Hunter sections must be scheduled and judged on four of the five days. "A" rated Hunter sections must be held on two or more days. A minimum of \$25,000 in prize money must be offered in the "A" rated Hunter sections of an "AA" competition. A maximum of \$5,000 of Hunter Classic prize money can be used towards calculating the \$25,000 of required prize money for an "A" rated competition. Exception: "AA" rated competitions guaranteeing a minimum of \$18,001 in prize money and offering add back in "A" rated Hunter sections, prize money offered in Hunter Classics will not count as part the required \$18,001 in prize money that must be awarded. *BOD 1/18/09 Effective 12/1/09*

d. Rated competitions which restrict entries in the rated Hunter sections to juniors and amateurs must be held on a minimum of two consecutive non-school days within the public school system, at the location of the competition, on the same competition grounds.

2. "A" rated competitions must state their "A" or "AA" rating clearly on the cover of the prize list.

3. Competitions cannot offer more than the required amount of classes for an "A" or "B" section rating. Model classes and Classics do not count toward the number of classes required, (Model classes must be offered in "A" rated Conformation sections in addition to the four or five required classes), therefore, they can be offered as additional classes. In addition, Model and Classics do not count towards the number of required classes to meet the rating requirement, therefore the prize money offered in Model and/or Classic classes cannot be used to determine the amount of required prize money to calculate the "AA" rating.

4. No more than three (3) classes in any "A" rated hunter section at an "A" or "AA" rated competition may be held in one day. (Exception: Model classes in Green and Regular Conformation sections may be held as a fourth class. Pony Hunter sections at "A" rated competitions may be held on one day.)

a. At "A" and "AA" rated competitions, classes in recognized divisions must be run on consecutive days.

b. (Exception, classics).

5. At all Regular Competitions, an Under Saddle class cannot be the first performance class held in a section. (Exception: Ladies Hunter Side Saddle and un-rated divisions).

6. A Model class must be offered as the first class in an "A" rated Conformation Section.

7. All Amateur Owner classes should be scheduled in as short a period of time as possible.

HU161 Cancellations.

“A” or “B” rated sections with four (4) or more entries cannot be canceled.

HU162 Prize Money.

No more than 60% of the prize money in the required classes for an “A” rated section may be offered on any one day, **exception: “A” rated sections in which all required classes are held on one day.** Prize money offered in Model classes and Classics at “AA” rated competitions guaranteeing a minimum of \$18,001 in prize money and offering add back in “A” rated Hunter sections does not count toward the minimum prize money required for a section's rating nor is it considered for purposes of determining 60% to be offered.

BOD 1/18/09 Effective 12/1/09

HU163 Challenge Trophies.

If a Challenge Trophy for a Championship is being offered in a section that has not previously been divided it must be awarded to the horse which has obtained the most points towards the Championship in its respective section. If a Challenge Trophy for a class is being offered in a class that has not previously been divided it shall be awarded to the first place winner with the best performance.

HU164 Pony Hunter.

If a Model class is held it must be the first class held in any section.

HU165 Junior & Children's Hunter.

1. If a Model class is offered, it must be in addition to the minimum number of classes required for a section rating.
2. If two or more sections are offered, horses cannot be entered in more than one section.

SUBCHAPTER HU-9 SPECIAL RATING REQUIREMENTS.

See also GR901.21b, GR901.24 and Chapter GR3.

HU166 Sections Required for “A” Rating.

1. At least five (5) “A” rated Hunter sections must be offered. One (1) Amateur Owner or Junior Jumper section offering 3 classes and at least \$800 or \$600 respectively or one (1) \$5,000. Jumper section or class at 1.20m or higher may be substituted for one (1) required “A” rated Hunter section.
2. Divided sections count as a single section.
3. Competitions that restrict entries in the rated Hunter sections to Juniors and Amateurs may count divided sections individually, but must offer at least six (6) “A” rated hunter sections. One Amateur Owner or Junior Jumper section offering 3 classes and at least \$800 or \$600 respectively, may be substituted for one required Hunter section. If no classes for ponies are offered they may be used for two of the required sections.
4. “A” rated sections must offer an over fence class as a handy hunter. Exception Green Pony Hunter.

HU167 Sections Required for “B” Rating.

Except at “A” rated competitions, at least three (3) “B” rated Hunter sections (Green or Regular Conformation, Green Working, Regular Working, Amateur Owner, Junior, Pony, or Green Pony Hunter) must be offered. One Children's Hunter or one Adult Amateur Hunter section or for any Zone whose Pre-Green Hunters are rated, one Pre-Green Hunter section may be substituted for two required “B” sections. Divided sections count as a single section.

HU168 Sections Required for “C” Rating.

Except at competitions offering “A” or “B” rated Hunter sections, at least two (2) “C” rated sections (Green or Regular Conformation, Green Working, Regular Working, Amateur Owner, Junior, Pony, or Green Pony Hunter, Children's Hunter, Adult Amateur Hunter, or Pre-Green Hunter) must be offered. Divided sections count as a single section. Competitions restricted to side saddle may offer a Ladies Hunter Side Saddle Section as the only “C” rated Hunter section.

HU169 Pony Hunter.

1. Competitions cannot offer more than the required amount of classes for an "A" or "B" section rating. If a Model class is offered it must be in addition to the minimum number of classes required for a section rating and must be held as the first class in any section.
2. "A" Rated Sections.
 - a. "A" rated Regular and Green Pony Hunter sections may be held on one or more days. "A" rated Regular and Green pony Hunter sections *at "AA" rated competitions* must be held over two or more days. If held in one day, four (4) performance classes must be offered. If held over two or more days, four (4) or five (5) performance classes must be offered.
 - b. A minimum of \$400 prize money must be offered in any Regular Pony Hunter section. A minimum of \$250 prize money must be offered in any Green Pony Hunter section.
 - c. An "A" rated Green Pony Hunter *section* may only be offered in conjunction with an "A" rated Regular Pony Hunter *section*.
 - d. *"A" and "AA" rated* competitions must and all other ratings may, run an over fence class as a Handy Hunter. Obstacles in this round should simulate those found in hunt country. The course must have two changes of direction and at least one combination. Ponies may be required to trot over one lowered fence on the course. Emphasis should be placed on turns and promptness. Each round will be given a numerical score based on performance. This class may not be used as a conformation class. Exception Green Hunter Pony *Section. EC 11/16/09 Effective immediately*
3. "B" and "C" Rated Sections.
 - a. Three (3) or four (4) classes must be offered in any "B" or "C" rated Regular or Green Pony Hunter section.
 - b. "B" rated Regular Pony Hunter sections must offer a minimum of \$100. "B" rated Green Pony Hunter sections must offer a minimum of \$50.
 - c. No prize money is required for "C" rated sections.
4. Conformation Classes.

In "A" rated sections, one over fence class must be judged 25% conformation; in "B" rated sections, one over fence class may include conformation at management's discretion. The conformation class must be clearly stipulated in the prize list. A Model class may be offered in addition to the conformation class. If a model class is held, it is recommended that all conformation classes offered in the section will be held on the same day as the model class.

SUBCHAPTER HU-10 MEASUREMENT

HU170 General.

1. Management shall not permit an animal to be shown in any Pony Hunter, Children's Hunter Pony, Junior Hunter, or Welsh performance class at a Federation Member Competition unless the person presenting the animal is in possession of a) the original or a copy of a measurement card issued by the Federation bearing the date of August 15, 1991 or thereafter; or b) certified card applied for prior to December 1, 1987; or c) a copy of a valid measurement form.
 - a. If an exhibitor, owner, or trainer requests a reprint of a measurement card from the USEF office after the original measurement card has been issued, there will be a \$10 fee for service charged to the requestor.
 - b. Competition management may, at its discretion, confirm any of the foregoing information electronically with the Federation Office.
 - c. At Regular Competitions, management may not give out an exhibitor's number for an animal showing in a Pony Hunter, Children's Hunter Pony, Junior Hunter, or Welsh performance class before the above requirements have been complied with, and charges of rule violations for hearing and determination pursuant to Chapters GR6 and GR7 shall result for failure of compliance with this Rule.
2. All animals presented for measurement of any kind are subject to drug testing.
3. Animals in competition in any Pony Hunter, Children's Hunter Pony, Junior Hunter, or Welsh performance class are subject to measurement. Measurements will be conducted in accordance with HU171 below.

4. Measurements must be performed by a steward with the official competition veterinarian in attendance, both of whom shall sign the measurement form.
 - a. Written reports of every measurement or attempt to measure must be sent to the Federation's Lexington, KY office together with the Steward's Report, or the steward will be subject to charges and penalties per Chapters GR6 and GR7.
 - b. The steward shall be either a steward officiating at the competition or a steward authorized in writing to conduct the measurement by the Federation CEO or Executive Director. If the official competition veterinarian is not present at the competition, or not available when on call (see GR1210.3) the measurement may be conducted by a steward and a judge officiating at the competition, or another steward officiating at the competition; however, the measurement will be for the purposes of that competition only and no measurement card will be issued. Measurement forms will be sent to the Federation, but will not be given to the owner. (Exception: For Junior Hunters, when a problem with the measurement form occurs resulting from the Official portion of the form, for which USEF steward and/or competition management and/or competition veterinarian are responsible, the measured horse will not be penalized by the withholding of points prior to the good faith error having been discovered and corrected.)
5. Stewards who perform measurements and other competition officials present who measure animals at a competition are responsible for their true measurement and must use the Federation approved measurement stick (See HU174). The names of the measuring stewards will be printed on the measurement card and they and other measuring officials will be subject to charges of rule violations for hearing and determination pursuant to Chapters GR6 and GR7 if it is subsequently determined that a measurement is incorrect.
6. Measurements are solely for the internal use of the Federation, its Licensed Competitions and its licensed officials in connection with competing for prizes, and do not constitute any representation or warranty regarding measurement information; accordingly, the Federation, its Licensed Competitions and its licensed officials make no representation and shall have no liability whatsoever for measurement errors.
7. Measurements must take place at a Licensed Competition in which the animal is entered to compete. Once the pony or horse has been measured the measurement is effective whether or not the pony or horse does in fact compete; whether or not the pony or horse competes, it is also subject to drug testing.
8. Measurement forms received by the Federation that have inconsistencies or errors may be denied a measurement card at the discretion of the Federation. If the animal is denied a measurement card, The Federation will notify the owner of the animal and they must be measured before they are eligible to show.

HU171 Required Measurements and Re-measurements.

1. An animal must be measured each competition year until it reaches the age of six. Animals five years and under will be issued a Temporary Measurement card designating the year measured. Animals six years and older will be issued a Standard Measurement card which does not have to be renewed.
 - a. Those animals that are measured (and for which a valid measurement form is received by the Federation office) in the month of December immediately preceding the calendar year in which they turn six years of age will be issued a measurement card that does not have to be renewed.
 - b. For ponies, with the exception of ponies under six years old, once a pony is issued a measurement card, a new card will not be issued unless the height of the pony is protested and upheld, or unless an appeal is made and the remeasurement results in the pony moving to a section other than that indicated on its current measurement card.
 - c. For horses, with the exception of horses under six years old, once a horse is issued a measurement card, a new card will not be issued unless the height of the horse is protested and upheld, or unless an appeal is made and the remeasurement results in the horse moving to a section other than that indicated on its current measurement card.
2. All animals that have been assigned a card prior to August 15, 1991 must be remeasured (except animals with Certified measurement cards applied for prior to December 1, 1987). If the owner, either member or non-member, is in possession of a measurement card issued prior to August 15, 1991, there will be no fee for initial remeasurement.

3. In the event an animal has been measured on August 15, 1991 or thereafter and the person presenting the animal does not have the measurement card or valid measurement form in his or her immediate possession, or Management cannot confirm the measurement electronically with the Federation, the animal must be remeasured for the purposes of competing in that particular competition only. Measurement forms are sent to the Federation office, but are not to be given to the owner.

4. If an owner fails to present a valid measurement card or form or if Management cannot confirm the measurement electronically with the Federation at more than one (1) competition during the competition year an additional measurement fee of \$250 will be charged by the Federation for each subsequent remeasurement necessary.

HU172 Membership Requirements and Fees.

Before any animal is measured the person presenting the animal must have in his possession either the owner's membership number or a signed statement signifying that membership has been applied for.

HU173 Completing the Measurement Form.

1. The measurement form must be filled out completely in duplicate before measurement takes place. Measurement cards will not be issued if the form is not completely filled out and legible. Exhibitors are cautioned to make sure their measurement forms are filled out accurately and completely.

a. It must include the name and date of the competition, the height of the animal, height of heel (in ponies or horses five years of age and under), name, color and markings or absence thereof, sex, year foaled which must be verified by the official competition veterinarian at time of measurement.

b. It must include the name and address of the owner and his/her Federation membership number, if applicable, must be given. The form must be signed by the person furnishing the above information immediately before the animal is measured and then signed by the competition officials appointed to measure.

c. The person providing the information that appears on the measurement form must be 18 years or older and is responsible for the accuracy of such information and care should be taken that all is in order before signing. When this individual signs the form he/she is certifying that all information is complete and correct. Charges of rule violation for hearing and determination pursuant to Chapters GR6 and GR7 shall result for failure of compliance with this Rule. If a measurement form is signed by a person under the age of 18 and submitted to the Federation office, the measurement will be invalid.

d. No changes can be made to such information once the form is signed. Any alterations, scratch outs, or rewrites to any part of the height or height of fore heels must be clearly indicated and initialed by the measuring officials.

2. Before an animal is measured for a measurement card, the animal must be jogged for soundness on a firm, level surface with the official competition veterinarian in attendance, and show no evidence of lameness. If found to be lame by the official competition veterinarian, said animal cannot show at that competition and no measurement may be conducted. If an animal whose height has been protested is found to be lame by the official competition veterinarian, the measurement card will be held by the Federation and the owners must request an appeal measurement in order to reinstate the card.

3. Federation officials are not to perform "courtesy", "trial", or repeat measurements. Once a pony or horse is presented for measurement, the owner/agent must accept the resulting measurement.

4. The official completing the form must designate on the form that the owner is a current member or that the membership has been applied for (See HU172). The white copy is given to the owner or trainer and the blue copy, with applicable fee, is returned to the Federation office.

5. The owner will retain the white copy which, when properly signed by the two officials who have made the measurement, is valid for 45 days from the time the animal is measured, regardless of age.

6. Once a foal year has been submitted to the Federation office, the original date cannot be changed without a copy of the animal's breed registration papers or a signed statement from a veterinarian certifying the animal's age.

HU174 Measurement Device.

1. Federation Approved Measurement Stick.
2. A Federation approved measurement stick is a straight, stiff, unbendable stick that is equipped with a plumb bob or spirit level to make sure the standard is perpendicular to the ground and that the cross-piece or arm is parallel with the ground surface, and must be shod with metal. All Federation approved measurement sticks will be numbered, carry the Federation logo and the legend "Federation approved".

HU175 Measurement Surface.

1. The measurement surface must be level and under no circumstances should animals be measured on dirt or gravel. A level concrete slab or other paved surface is required. (Exception: the measurement surface for a junior hunter can be a sheet of plywood in good condition.)
2. If the steward determines that a suitable surface is not available at a competition, animals without a measurement card issued on August 15, 1991 or thereafter, or a valid measurement form may nonetheless be measured for the purpose of competing in that competition only, and no measurement form shall be given to the owner.
3. All Licensed Competitions having Pony Hunter, Children's Hunter Pony, Junior Hunter, or Welsh performance classes are responsible for providing a Federation Approved Measurement stick and a suitable surface for measurements and for failure to do so charges of rule violation shall result for hearing and determination pursuant to Chapters GR6 and GR7

HU176 Position of Animal.

1. The animal must stand squarely on all four feet in such a position that the front legs are vertical to the ground and the back of the hocks are in a vertical line with the point of the animal's quarters. The poll must be in the same horizontal plane as the withers and no lower and the head should be in a normal position.
2. A maximum of two handlers may present the animal for measurement and they must not interfere with the animal in any way that will prevent it from standing in this position nor may they have any direct physical contact with the animal that could influence the measurement, except that a handler may cover the animal's eyes.
3. The animal may be presented for measurement with or without shoes regardless of how it is shown.
4. Prior to presenting the animal for measurement it is the responsibility of the owner, and in his interest, to ensure that the pony or horse is handled properly, accustomed to the application of a measuring stick, and correctly prepared for measurement.
5. Exhibitors should make themselves familiar with the "Measurement Guidelines Brochure", which is available from the competition steward on the reverse side of the measurement form.

HU177 Method of Measurement.

With the animal in the aforementioned position, measure the vertical distance from the highest point of the withers to the ground. The cross-piece, arm or bar of the measuring device must be placed over the highest point of the withers and no measurement taken at any other part of the animal's body will count. Additional pressure must not be applied to the cross-piece, arm or bar.

HU178 Method of Measuring Heel.

The height of heel is determined by measuring from the skin line on the lower side of the coronary band to the ground, with the ruler perpendicular to the ground. (See General Rules Chapter 5 illustration).

HU179 Contesting Height.

1. An owner or trainer may protest the height of only one animal competing in a class in which he is also competing. The CEO or Executive Director of the Federation may at his/her discretion cause a protest measurement to be undertaken of any animal or animals competing in a Pony Hunter, Children's Hunter Pony, Junior Hunter, or Welsh performance class at a Licensed Competition.
2. A protest questioning the height of an animal showing in a Pony Hunter, Children's Hunter Pony, Junior Hunter, or Welsh performance class shall be filed in accordance with

GR603, except that the measurement shall be conducted pursuant to HU170 - HU178 rather than GR511-GR513, and the protest must be filed with the steward and must be filed at least one hour prior to the end of the competition day on which the animal is showing in a Pony Hunter, Children's Hunter Pony, Junior Hunter, or Welsh performance class.

3. The animal is required to be presented for measurement within one hour of the completion of the animal's last class on the day of the protest.

4. The animal may be presented for a protest measurement with or without shoes regardless of how shown.

5. Animals Five Years of Age or Under.

a. If it is determined that the heel height of an animal five years of age or under is within 1/2" for ponies or 1/4" for horses of what is indicated on its measurement card or valid measurement form, said animal may continue to show at the height indicated and no measurement will take place.

b. If it is determined that the heel height of the animal is not within 1/2" for ponies or 1/4" for horses of what is indicated on its measurement card or valid measurement form, the Show Committee must have the same officials who made said determination (i.e., heel height) measure the animal. (see HU179.3 and HU179.4).

c. If the protest measurement is not within the height limit for the section in which the animal was shown the owner forfeits entry fees and winnings for the entire competition and the animal is barred from competing for the balance of the competition year. All points accumulated for Horse of the Year Awards are nullified.

6. Animals Six Years of Age or Over. If the protest measurement is not within the heights for the section in which the animal is shown the owner forfeits entry fees and winnings for the entire competition and the animal is barred from competing for the balance of the competition year. All points accumulated for Horse of the Year Awards are nullified.

7. If a competition's steward is unable to notify an exhibitor of a protest before the exhibitor leaves the competition grounds, the protest will become void, and the steward will refund the protest fee. If a competition's steward notifies an exhibitor of a protest of an animal's height, and the exhibitor leaves the grounds before the measurement can be conducted, the protest will be filed with the Federation and an official protest measurement will be set up at the owner's expense, before the animal is eligible to compete again. In addition, charges for rule violations may be filed against the owner and trainer by the Federation CEO or Executive Director per GR604.

8. The measurement card, Certified card or valid measurement form of any animal that is found ineligible for the height section in which the animal was shown must be surrendered to the competition steward who must forward it to the Federation office with his report. If the owner is not in possession of the original measurement card at the time of the protest it is the owner's responsibility to surrender all measurement cards to the Federation Kentucky office within five (5) days of the protest.

9. The name of any animal barred from showing due to its height exceeding the limit for the animal's section is listed in *equestrian*.

10. The decision of competition officials is final unless an appeal is filed with the Federation.

11. Pony Hunter measurement protests.

a. The identity of the protestor will be revealed to the protestee by the competition steward. At the time the competition steward receives the protest, the competition steward will explain the protest measurement process to the parties involved and answer any questions. The competition steward will instruct the protestor and the protestee that any inappropriate behavior and/or communication between parties will result in charges being filed against those parties. This is not limited to those parties directly involved in the protest. Charges may be filed against any individuals at the discretion of the competition steward.

b. When the animal is presented for measurement, only the following individuals may be present: The owner of the animal, two representatives/handlers of the animal being protested, the protestor, the competition veterinarian(s), the competition steward(s), and any representative of The Federation and the Federation Hunter/Jumper Pony Committee.

c. If an animal is protested and found to be within its height section, the animal's height cannot be protested again for the remainder of the competition year.

HU180 Measurement Appeal.

1. Conditions. An owner or trainer who questions the accuracy of an initial measurement or an owner or trainer of an animal declared ineligible for a division or section on account of height may appeal a measurement.
 - a. Pending the appeal of an initial measurement, the animal continues to be eligible to compete as initially measured.
 - b. With respect to animals declared ineligible as a result of a protest measurement, the animal is barred from competing in the particular height division or section for which he was declared ineligible until the measurement is performed.
 - c. There shall be only one appeal per each initial measurement, and only one appeal per each protest measurement.
2. Procedures.
 - a. The appeal must be made to the Federation office in writing within seven (7) days of the measurement. The Federation reserves the right to grant an appeal measurement. The request for an appeal measurement due to extenuating circumstances must be made in writing to the Federation office.
 - b. All expenses including veterinary fees must be paid to the Federation by the appellant; the appellant may be required to deposit a sum in addition to the above fee as an advance on anticipated costs prior to the measurement; with respect to any appeal prior to the appeal measurement both the owner and trainer may be required to sign a waiver and consent on a form prepared by and acceptable to the Federation agreeing to the arrangements for the appeal measurement, agreeing to the administration of Lasix to the animal to aid in the collection of a urine sample for laboratory tests for Federation forbidden substances, agreeing that the appeal measurement shall be final and unappealable to a court of law, and agreeing that the owner and trainer of the animal each release and hold the Federation, and its officers, directors and licensed officials harmless from any claim whatsoever regarding the appeal measurement and respecting any measurements of the animal made prior to the appeal measurement.
 - c. The Federation will select a location and time for the appeal measurement as convenient as possible. The owner or trainer must deliver the animal to the location at his own expense within 45 days of filing the appeal.
 - d. The measurement must be performed by at least two persons appointed by the Federation which shall include one veterinarian who is a member of the American Association of Equine Practitioners and one Registered steward. The officials whose measurement is being appealed cannot be part of the team conducting the measurement appeal.
5. Any animal submitted for an appeal measurement must show no evidence of lameness. If found to be lame by the examining veterinarian, the animal cannot be measured or remeasured for thirty (30) days and the appellant forfeits his deposit of \$100 and any veterinary expenses incurred. Each animal submitted for an appeal measurement must be tested for drugs and medications in accordance with General Rules, Chapter GR4, GR405.
6. Appeal of initial measurement.
 - a. If the appeal is denied the initially issued card remains in effect.
 - b. If the appeal is upheld, upon surrender of the initially issued card (if any) a new card will be issued based upon the appeal measurement; such cards remain subject to protest per HU179 of this rule.
7. Appeals of protest measurements,
 - a. If the appeal is not upheld or the appellant fails to submit the animal within 45 days, the animal remains barred from showing for the balance of the competition year. All points accumulated for Horse of the Year Awards are nullified.
 - b. If the appeal is upheld, a Temporary Provisional Measurement card is issued to animals five years of age and under and a Standard Provisional Measurement card is issued to animals six years of age or over. The Temporary and Standard Provisional Measurement cards cannot be protested for the remainder of the competition year.
 - c. If the appeal is upheld for a Junior Hunter horse, the animal will receive credit for all points accumulated including all points, prize money and trophies won at the competition where protested.
8. At the end of the competition year all outstanding Temporary and Standard Provisional Measurement cards are nullified. Ponies five years of age or under must be presented for a

new measurement in accordance with HU171. Animals six years of age or over will be issued, upon surrender to the Federation of the animal's Standard Provisional Measurement card, a Standard Measurement card which will indicate the same height as the Standard Provisional Card.

HU181 Official Measurement.

No Official Measurements will be granted for Pony Hunters, Junior Hunters, or Pony Jumpers.

SUBCHAPTER HU-11 NATIONAL CHAMPIONSHIPS.

HU182 Hunter Breeding.

1. In order to compete in the USEF National Hunter Breeding Championship, the horse and owner must be recorded with USEF on or before the first day of the competition.
2. Points to be awarded for the Federation National Hunter Breeding Championship for Yearlings, Two Year olds and Three Year olds will be awarded as follows:

Number in Class:	1st	2nd	3rd	4th	5th	6th
1	2					
2	4	2				
3-10	10	6	4	2		
11+	20	12	8	4	3	2

Championship Points:

Aggregate Number	Champion	Reserve
1-14	10	6
15 or more	20	12

HU183 Pony Hunter.

1. This competition is designed to encourage the breeding of quality Hunter ponies and the proper basic training for them.
2. Eligibility.
 - a. A pony must win a Championship or Reserve Championship in an "AA" rated Regular Pony Hunter section, a Championship in an "A" rated Regular Pony Hunter section, or a Championship or Reserve Championship in an "A" or "AA" rated Green Pony Hunter section and the pony must be registered with the Federation at the time of the win in order for the Championship or Reserve Championship to count. Sections held after July 1 will count toward next year's competition. Ponies that are Champions in their respective sections at the previous year's competition may return without qualifying. The owner of record of the pony must be a member in good standing of the Federation, i.e., ponies must be shown in accordance with GR1102, GR1108, in order to be eligible to qualify. Pony Finals host sites will comply with the rules designated by the Federation and the Federation Pony Hunter Committee.
 - b. Green Pony Hunters **qualify** by winning a Championship or Reserve Championship in an "A" or "AA" rated Green Pony Hunter section between December 1 and July 1 of the current competition year. A Green Pony Hunter who has qualified for the Finals in the **Green Hunter Pony section and the Regular Pony Hunter section** may not compete in both. Green Pony Hunters must declare the section in which they will compete when completing their entry blank. They must qualify in the Regular Pony Hunter section after July 1 in order to be qualified for the next competition year. *BOD 1/18/09 Effective 12/1/09*
3. Phases.
 - a. Competition will be conducted in three separate phases: In-Hand, Under Saddle and Over Fences. In determining each pony's total score, the Model will count 25%, Under Saddle 25% and Over Fences 50%. The competition will consist of six pony hunter sections: small green pony, medium green pony and large green pony, small pony, medium pony and large pony. Green ponies may qualify within their green year from December 1 to July 1 to compete in the green pony hunter division.
 - b. In-Hand. Judged on conformation, way of moving and soundness.
 - c. Under Saddle. To be shown at the walk, trot and canter both ways of the ring and to hand gallop on one direction (exception: Green Ponies not to hand gallop). Riders may be asked for an extended trot. Ponies to stop easily and stand quietly. Light contact with

pony's mouth is required. Judged on performance and soundness. Manners and suitability of a pony to rider will be emphasized. Extreme speed is penalized.

(1) In the Under Saddle phase, the ponies in each division will be split into groups of 12 or less. Each pony will be judged and given a score based on its performance in its group. At the discretion of the judges, the ponies in any one division may be called back to hack together.

d. Over Fences. To be shown over a minimum of eight fences at the required height (Note—Large green ponies to jump at 2'9" in the competition). Judged on performance and soundness. Manners and suitability of a pony to rider will be emphasized. Extreme speed is penalized.

e. The same junior exhibitor is required to show an entry in all phases of the competition but need not be the same one that handled the pony in any phases of a qualifying event. The same junior exhibitor may ride a small, medium and large pony in the competition but not more than one pony in any one division.

4. Judging Procedure.

All three judges will judge each phase simultaneously but independently of each other. Each judge will give every pony a score for each phase. Prior to the over fences phase, each pony's scores for the Model and Under Saddle phases are totaled and announced. During the over fences phase, the Open Numerical Scoring System is used: after a pony completes the course, each judge's score for the round is immediately shown. The total overall score for each pony is then calculated as soon as it has completed the last phase.

5. Team Award.

If three or more ponies from any one state compete in the competition, the best three scores of small, medium and large ponies will be added together for a Team Award. If there are not three ponies from any one state, then individual ponies may be combined for a Zone Team, provided they are all from the same Zone. Ponies from a state where three or more ponies are represented are ineligible for a Zone Team. The state or Zone that a pony represents is determined by the owner's state of residence. In the event of tied scores between ponies on the same team, the pony with the most points over fences will be given the place on the team. Each member of the winning team will receive a memento of the team trophy, the International Challenge Trophy, and the team name will be inscribed on the trophy, which will remain in the possession of the Federation.

6. Points.

Model and Under Saddle Phase		Over Fences Phase (all height sections)	
1st	100	1st	250
2nd	90	2nd	225
3rd	80	3rd	200
4th	70	4th	175
5th	60	5th	150
6th	50	6th	125
7th	40	7th	100
8th	30	8th	75
9th	20	9th	50
10th	10	10th	25

Overall Top Twenty (all height sections)

Champion	400
Reserve	240
3rd	200
4th	190
5th	180
6th	170
7th	160
8th	150
9th	140
10th	130
11th	115
12th	100
13th	85

14th	80
15th	75
16th	70
17th	65
18th	60
19th	55
20th	50

HU184 Junior Hunter.

1. This competition is designed to encourage and promote the basic training and development of Junior Hunters.
2. Eligibility. A horse must win a Championship or Reserve Championship in an "A" or "AA" Rated Junior Hunter Division between July 2 of the previous competition year and July 1 of the current competition year, and/or be in the top 10 in their zone in any of the four Junior Hunter sections as of July 1 of the current competition year. Sections held after July 1 will count toward next year's competition. The horse must be registered with the Federation at the time of the win for the Championship or Reserve Championship to count. Horses that are champion at the previous year's competition may return without qualifying. The owner of record of the horse must be a member in good standing of the Federation, i.e.; horses must be shown in accordance with GR1102 and GR1108 in order to be eligible to qualify.
3. Phases.
 - a. The competition will be conducted in three separate phases: Under Saddle to count 20%, Handy Hunter to count, 40%, and a single Classic Round to count 40%.
 - b. To determine the winner, scores must be calculated based on the total of the combination of all three phases after the percentages of each phase have been calculated.
 - c. Under Saddle. To be shown at a walk, trot, and canter both ways of the Ring. Horses are to hand gallop one direction, halt and back. Light contact with the horse's mouth is required. Judged on performance and soundness. Manners and suitability to be emphasized. See HU184.4 for judging procedure.
 - d. Handy Hunter. Obstacles should simulate those found in trappy hunt country. The course must have at least two changes of direction and at least one combination. Horses are required to trot over one fence on the course, may be asked to lead over one obstacle or open a gate while mounted. Emphasis should be placed on turns and promptness.
 - e. Classic Round. The course must maintain at least ten obstacles, have two changes of direction and at least one combination. There shall be one single oxer on the course that shall be ridden at the gallop. Emphasis shall be placed on "brilliance" for this class.
 - f. In the Under Saddle Phase, horses shall be judged in-groups of twelve or less. Each horse shall be judged and given a score based on its performance in the group.
 - g. In the Handy Hunter and Classic Round each entry will be given a numerical score based on its performance.
 - h. The same junior exhibitor is required to show an entry in all phases of the competition. The competition will be split into Small and Large Sections and each section will also be split by age. The same junior exhibitor may show one small and one large entry.
 - i. Ties will be broken based on the score of the judge that is designated as judge number one for each phase of competition. If a tie still exists for the overall standings, the score from the Classic Phase will break such tie.
4. Judging Procedure. Three judges will judge each phase simultaneously but independently of each other. Each judge will give every entry a score for each phase. Prior to the Handy Hunter and Classic Round, each entry's score in the previous phase shall be totaled and announced. During the over fence phase, the Open Numerical Scoring System is used. After each entry completes the course each judge's score for the round is immediately shown or announced. The total overall score for each entry is then calculated as soon as it has completed the last phase.
5. Points.

All points are based on values below. In classes that have less than 10 entries, the point values will be one-half of what is listed below.

	Under Saddle	Handy Hunter	Classic
First	100	150	250
Second	90	135	225

Third	80	120	200
Fourth	70	105	175
Fifth	60	90	150
Sixth	50	75	125
Seventh	40	60	100
Eighth	30	45	75
Ninth	20	30	50
Tenth	10	15	25

OVERALL (all sections)

Champion	500	2.0 times the classic
Reserve	300	1.2 times the classic
Third	200	
Fourth	150	
Fifth	100	
Sixth	90	
Seventh	80	
Eighth	70	
Ninth	60	
Tenth	50	

6. Competition Special Requirements.
 - a. Horses are required to be stabled on the competition grounds a minimum of 12 hours before the start of the competition.
 - b. Commencing 12 hours prior to the start of the competition and continuing until through competing, only the competition rider may ride his/her entry. These riders must wear their competition number at all times anywhere on the grounds whenever mounted.
 - c. Failure to comply with these rules will result in elimination if deemed appropriate by an appeals jury which will be compiled of one of the competition's Federation Stewards, a member of the Federation staff, and the competition manager.
 - d. The USEF Junior Hunter National Championships will be split up into two Championships. One on the eastern side of the U.S. and one on the western side of the U.S. Qualified horses may compete in either Championship but must declare which one they will be competing in as they are only allowed to compete in one or the other but not both in any one year. Qualification and points will be the same for both eastern and western championships.
7. Grant Fund. One or more grants will be awarded to one or more riders who qualify to compete at the USEF Junior Hunter National Championships, based on a completed application, including a one to two page essay, at the full discretion of the selection committee. The Grant Fund application form must be included in the prize list of the competition.
8. Zone or Regional Championships.
 - a. The Chairman of each Zone may request permission of the Federation to hold a Zone or Regional Championship section for the riders of each Zone who have won a Champion or Reserve at an "A" rated Junior Hunter division within the previous competition year.
 - b. Two or more Zone Chairmen may request permission to hold a Regional Championship section including several zones.
 - c. Application must be made to the Federation office at least sixty days in advance of the holding of the section.
 - d. The location of these sections is subject to the approval of the Federation Junior Hunter Committee.
 - e. The Championships are conducted under the same regulations as the USEF Junior Hunter National Championship. (Exception: All points awarded are based on "AA" point values as per GR1130.4)

SUBCHAPTER HU-12 HUNTER & PONY HUNTER BREEDING.

HU185 General.

1. Classes will only accumulate Federation Horse of the Year Points from January 1 to November 30 of the current show year (see GR1115). (Exception: Pony Hunter Breeding will accumulate Zone Horse of the Year points.)
2. Classes must be offered as printed in the prize list. Classes may not be combined however they may be split if the number of entries warrant.
3. Ribbons in all classes must be presented to the winners while in the ring.
4. No more than one person may present a horse or pony at any one time to the judge or judges.

HU186 Hunter Breeding.

1. Division of Classes. Breeding classes may be divided as to a) thoroughbred/unregistered thoroughbred, and b) other than thoroughbred and include: Foals (colts, geldings and/or fillies); Yearlings (colts, geldings and/or fillies); Two-year-olds (colts, geldings and/or fillies); Three-year-olds; Mares (3 years old or over, with or without foal); Mares (3 years old or over, without foal but having been bred); Broodmares (with foal at foot; 50% mare and 50% foal or 75% mare and 25% foal); Stallions (3 years old and over); Stallion (with 1, 2 or 3 of get; 50% stallion and 50% get or 75% stallion and 25% get).
2. Class Specifications.

a. Breeding classes are judged on conformation, way of moving, quality, substance, soundness and suitability to become or in the case of sires and dams apparent ability to produce or beget hunters. Possible inheritable conformational defects are only to be considered in the case of sires and dams or prospective sires and dams. Horses are to be judged for conformation before being walked and/or trotted. Broodmares and weanlings are to walk. Yearlings, Two year-olds and Three year-olds are to walk and trot. Horses that are not sound are ineligible for an award. Entries should be lined up in the order of preference before the ribbons are pinned. **A competition may not offer more than 2 hunter breeding divisions to count for HOTY awards for any one competition. Each division must be judged by a different judge(s). The judge(s) from one section may not confer with the judge(s) from the other section until the judging is completed, exception learner judges. Learner judges may only accompany judge(s) in one section. Judges will only be in the ring when judging their division. Each division must be held separately. If available, separate areas are preferred. Additional classes and championships may be offered but will not count towards Horse of the Year points. The prize list must clearly state which classes count for Horse of the Year points.**

EC 9/21/09 Effective 12/1/09

b. Foals in Breeding classes may wear leather halters. All animals of yearling status and older must be shown in a bridle. Only a snaffle or straight bar bit may be used. A properly fitted in hand leather lead and chain, such as a new market or "V" shank type may be substituted for reins. A properly fitted in hand leather lead may also be substituted for reins. A properly fitted chain should be short enough to prevent the horse from getting it in his/her mouth and should never be placed over the nose or tightly under the chin.

c. Four classes must be offered consisting of Yearlings, Two-year-olds, Three-year-olds and Best Young Horse. Classes may not be combined. Classes may be divided by sex and/or breeding and competition management is encouraged to divide classes where entries warrant. Only these classes will count for Federation Horse of the Year Awards.

d. A Best Young Horse class must be offered and judged as a separate class. Winners in all qualifying classes may show in the Best Young Horse class. Second place winners may return. Federation Horse of the Year points will be awarded in the Best Young Horse class regardless of the number of entries.

3. Conduct. A competition may not offer more than two Hunter Breeding divisions to count for HOTY awards at any one competition. Each division must be judged by a different judge or judges, with neither judge conferring with the other concerning the judging until the divisions are completed. The prize list must clearly state which classes count for Federation points. Additional classes and division championships may be offered but will not count for Federation points.

4. Special Rating Requirements.

a. Classes with combined age groups do not count toward the Horse of the Year Awards. Exception: Best Young Horse class. See also GR1113.

b. Points will be based on the number of horses in the class as follows:

Number in Class	1st	2nd	3rd	4th
1	1 (*)			
2	2	1 (*)		
3-10	5	3	2	1
11 +	10	6	4	2

(*) If a horse which competes in a qualifying class with less than three entries becomes Best Young Horse or Reserve Best Young Horse at that competition, they will receive full points for the qualifying class (i.e. 5 pts. for 1st, 3 pts. for 2nd).

c. Championship points based on the aggregate number of horses in the rated classes of the Hunter Breeding section.

Aggregate Number	Champion	Reserve
1-2	2 points	1 point
3-14	5 points	3 points <i>EC 9/21/09 Effective 12/1/09</i>
15 or more	10 points	6 points

HU187 Pony Hunter Breeding.

1. *Ponies in the Pony Hunter Breeding Division are not required to have a measurement card. However, a pony may be subject to measurement by the competition steward to verify a height that does not exceed 14.2 hands. EC 11/16/09 Effective immediately*

2. Division of Classes. Foals (colts, geldings and/or fillies); Yearlings (colts, geldings and/or fillies); Two year-olds (colts, geldings and/or fillies); Three year-olds (colts, geldings and/or fillies); Broodmares (with foal at foot and/or bred with a breeding certificate); Stallions (three year olds and over); Produce of Dam (two ponies produced by the same mare); Get of Sire (two ponies sired by the same stallion). Animals shown in the Produce or Get classes must be three years of age or younger.

3. Conduct. A Competition may not offer more than two Pony Hunter Breeding divisions to count for HOTY Zone awards at any one competition. Each division must be judged by a different judge or judges, with neither judge conferring with the other concerning the judging until the divisions are completed and the cards are turned in. The prize list must clearly state which classes count for Federation Zone points. Additional classes and division championships may be offered but will not count for Federation Zone points.

4. Class Specifications.

a. Breeding classes are judged on conformation, way of moving, quality, substance, soundness and suitability to become Pony Hunters. Transmissible unsoundness is only to be considered in the case of sires and dam or prospective sires and dams. Ponies are to be judged for conformation before being walked and/or jogged. Broodmares and weanlings are to walk. Yearlings, Two year-olds and Three year-olds are to walk and jog. Ponies that are not sound are ineligible for an award. If the section has only one judges and thus one set of points, the entries should be lined up in order of preference before the ribbons are pinned. If this is a two-judge section, with two sets of points, the entries are not lined up in the order of preference until both judges have turned in their cards. The announcer or ringmaster will line up Judge #1's entries in his/her order of preference before awarding the ribbons. After the entries have been pinned for the first judge, Judge #2's entries will line up in his/her order of preference before the awarding of ribbons.

b. All entries may either be shown in a bridle or a leather halter.

c. Four classes must be offered consisting of Yearlings, Two year-olds, Three year olds and Best Young Pony. Classes may not be combined. Classes may be divided by sex. Management is encouraged to divide classes where entries warrant. Only these classes will count for Federation Zone Horse of the Year Awards.

d. A Best Young Pony class must be offered and judged as a separate class. Winners in all qualifying classes must show in the best Young Pony Class. Second place winners may return. Federation Zone Horse of the Year Points will be awarded in the Best Young Pony class regardless of the number of entries.

5. Special Rating Requirements.

a. Classes with combined age groups do not count toward Zone Horse of the Year Awards. Exception: Best Young Pony Class. See also GR1113.

b. Points will be based on the number of ponies in the class as follows:

Number in class	1st	2nd	3rd	4th
1 entry	1			*
2 entries	2	1		*
3 to 10 entries	5	3	2	1
More than 10 entries	10	6	4	2

(*) If a pony that competes in a qualifying class with less than three entries becomes Best Young Pony or Reserve Best Young Pony at that competition, they will receive full points for the qualifying class (5 points for 1st and 3 points for second).

c. Championship points are based on the total number of ponies in the rated classes of the Pony Hunter Breeding Division (Yearling, Two year-olds, and Three year-olds)
 1 to 14 total entries: Champion 5 points, Reserve 3 points
 15 or more entries: Champion 10 points, Reserve 6 points

SUBCHAPTER HU-13 USHJA INTERNATIONAL HUNTER DERBY AND USHJA NATIONAL HUNTER CLASSIC.

HU188 General.

- Classes included in the member event series to be determined annually by USHJA.
- Derby Classics may only be offered at USEF licensed "AA" competitions and competitions with special status.
- All classes involved in the USHJA Member Event Series must meet the requirements set forth by USHJA. Information on the application procedure, class requirements, judging system and course requirements is available from the Programs Department in the USHJA office.
- Bonus points will be awarded to each horse's respective division as declared at the time of entry except horses ridden by juniors or amateurs will be awarded points in their respective divisions. The point structure will be as follows:

	Round #1	Round #2	Overall Top 12
1st	150	150	300
2nd	140	140	275
3rd	130	130	250
4th	120	120	225
5th	110	110	200
6th	100	100	175
7th	90	90	150
8th	80	80	140
9th	70	70	130
10th	60	60	120
11th	50	50	110
12th	40	40	100

5. Prize Money must be distributed as follows: 30% for 1st, 22% for 2nd, 15% for 3rd, 10% for 4th, 6% for 5th, 5% for 6th, 4% for 7th, 3% for 8th, 3% for 9th, 2% for 10th.

6. Riders, owners, trainers, *and horses* must be a current active members of USEF and USHJA before the start of the class. *BOD 1/17/10 Effective 4/1/10*

7. Horses competing in this class must have an active recording to be eligible for Horse of the Year points (GR1110).

8. The prize money offered in this class does not count to determine the overall rating the competition. *Exception: "AA" rated competitions offering \$25,000 or more in prize money and "A" competitions offering \$5,000 or more in prize money. BOD 1/18/09 Effective 12/1/09*

9. Each class must have two sets of two judges, two of which must be a "R." A team of judges may include one "R" and one "r" judge.

10. Points - USHJA International Hunter Derby Finals

	Round #1	Round #2	Round #3	Overall Top 12
1st	150	200	250	400
2nd	140	175	225	350
3rd	130	150	200	325

4th	120	125	175	300
5th	110	100	150	275
6th	100	90	125	250
7th	90	80	100	225
8th	80	70	90	200
9th	70	60	80	175
10th	60	50	70	150
11th	50	40	60	140
12th	40	30	50	130

BOD 1/17/10 Effective 4/1/10

HU189 USHJA National Hunter Classic. *EC 11/16/09 Effective immediately*

USHJA National Hunter Classics may only be offered at USEF Licensed "A" or "AA" Competitions

- USHJA National Hunter Classics are open to all horses and ponies; however, distances will not be adjusted for ponies.*
- All USHJA National Hunter Classics must meet the requirements set forth by USHJA. Information on class procedures, class requirements, judging system and course requirements is available from the Programs Department in the USHJA office.*
- Competition management will collect and remit to USHJA the per horse entrant fee determined by the USHJA. This fee may be in addition to the 5% entry fee maximum.*
- Zone bonus points will be awarded to each horse's respective hunter section as declared at time of entry. Points accrued by horses shown by Juniors or Amateurs will be awarded to the applicable Children's, Junior, Adult Amateur or Amateur section. National points will not be awarded. Zone points will be awarded as follows, 1st -100, 2nd-80, 3rd-70, 4th-60, 5th-50, 6th-40, 7th-30 and 8th-20. EC 5/17/10 Effective immediately*
- Prize Money must be distributed as follows: 30% for 1st, 22% for 2nd, 15% for 3rd, 10% for 4th, 7% for 5th, 6% for 6th, 5% for 7th, 5% for 8th.*
- Riders, owners and trainers must be current active members of USEF and USHJA before the start of the class. (See GR202).*
- Horses and ponies competing in this class must be registered with the USHJA prior to the start of the class.*
- To be eligible for Horse of the Year points per GR1110, horses and ponies competing in this class must have an active Federation recording.*
- No more than one National Hunter Classic may be held during a given competition.*
- Each class must have a minimum of two judges who will sit together and give one score.*

Appendix A. Hunter Schooling Rules.

- No Manual poling allowed.
- No offsets of any type allowed.
- Swedish oxers are permitted (except Pony Hunters). However, the high side must be no more than 18 inches higher than the low side.
- Guide rails are used to keep a horse straight, not to be confused with a landing rail, which the horse actually jumps over. If guide rails are used on the landing side of a jump, the closest part of the rail must be a minimum of 9 feet from the jump. Guide rails must not be touching the obstacle being jumped.
- If one ground line is used it must be on the take-off side.
- Coolers may be placed on a vertical or front side of an oxer.
- No whip with a length exceeding 45" total length may be used while schooling on the flat.
- No one may hold or touch a standard while it is being jumped.

BOD 1/18/09 Effective 12/1/09

CHAPTER JP JUMPER DIVISION

SUBCHAPTER JP-1 GENERAL.

- JP100 Eligibility.
- JP101 Horse Recording.
- JP102 Horse Welfare.
- JP103 Schooling.
- JP104 Rating Designations for Jumper Divisions.
- JP105 Officials.
- JP106 Equipment and Personnel.
- JP107 Prize List and Scheduling.
- JP108 Prize Money.
- JP109 Nominating Fees.
- JP110 Show Championships.
- JP111 Tack and Attire.
- JP112 Jumping Order.

SUBCHAPTER JP-2 ELIGIBILITY, QUALIFICATION AND RESTRICTION OF ENTRIES.

- JP113 Eligibility.
- JP114 Limiting Entries and/or Qualifying.

SUBCHAPTER JP-3 SECTION SPECIFICATIONS

- JP115 Jumper Sections/Classes Restricted by Prior Winnings.
- JP116 Sections/Classes Restricted by Age of Horse.
- JP117 Sections/Classes Restricted to Junior, Amateur/Owner, or Young Riders.
- JP118 Sections/Classes Restricted to Children, Adult Amateur Riders, or Ponies.
- JP119 Open Jumper Sections/Classes.

SUBCHAPTER JP-4 LEVELS OF DIFFICULTY

- JP120 Fence Heights and Spreads.

SUBCHAPTER JP-5 COURSE REQUIREMENTS

- JP121 Jump Equipment.
- JP122 Jumper Courses.
- JP123 Spread Obstacles.
- JP124 Combinations.
- JP125 Permanent Obstacles.
- JP126 Water Obstacles.
- JP127 Substitution of Obstacles.
- JP128 Measuring Courses.
- JP129 Speed, Time Allowed, Time Limit, and Optimum Time.
- JP130 Posting and Walking Courses.
- JP131 Judge(s) Inspection of Courses.
- JP132 Jump-Off Courses.

SUBCHAPTER JP-6 SCORING

- JP133 General.
- JP134 The Competition Round.
- JP135 Timing.
- JP136 Disobediences.
- JP137 Falls.
- JP138 Knockdowns.
- JP139 Touches.
- JP140 Off Course.

JP141 Breaking Ties.

JP142 Violations.

SUBCHAPTER JP-7 JUMPING FAULTS AND SCORING TABLES.

JP143 Table of Jumping Faults.

JP144 TABLE I—Touch Classes.

JP145 TABLE II—Classes scored on Faults and Time.

JP146 TABLE II—Classes scored on Faults Only.

JP147 TABLE III—Faults Converted Into Seconds.

JP148 TABLE IV—Optimum Time Classes.

JP149 Special Classes.

JP150 Classes Offering \$25,000 or more in prize money.

JP151 FEI Classes and Classes not Covered Under these Rules.

SUBCHAPTER JP-8 NATIONAL/INTERNATIONAL CHAMPIONSHIPS

JP152 Championship Qualification.

APPENDIX A

USEF JUMPER SCHOOLING RULES

APPENDIX B MATCH RACE.



CHAPTER JP JUMPER DIVISION

SUBCHAPTER JP-1 GENERAL.

JP100 Eligibility.

1. In order to compete in any Jumper classes at licensed competitions as an exhibitor, rider, trainer, or his/her agent(s), a person must be a member of the United States Hunter Jumper Association, Inc., or pay a nonmember fee to the United States Hunter Jumper Association, Inc. Exception: Local Competitions, competitions restricted to a particular breed, and exceptions listed in GR901.9.
2. USHJA Horse Registrations.
 - a. All horses competing in Federation non-breed restricted licensed competitions with hunter, hunter breeding, jumper and hunter seat equitation classes (except those activities enumerated in GR901.9, items 1-9) must be properly identified and must obtain a Registration Number from USHJA. A registration number for each horse must be entered on all entry forms for licensed competitions. Only one Registration Number will be issued per horse, and must remain with the horse throughout its career. Anyone knowingly applying for a duplicate Registration Number for an individual horse may be subject to disciplinary action. The Federation and/or USHJA as applicable must be notified of any change of ownership and/or competition name of the horse. Owners are requested to notify the Federation and/or USHJA as applicable of corrections to previously submitted information, e.g., names, addresses, breed registration, pedigree, or markings.
 - b. Applications for Registration Numbers can be completed online at www.ushja.org or www.usef.org using the Horse Registration application form. The Horse application form is also available from the USHJA or Federation office, or it can be downloaded from the USHJA or Federation website or from competition management. Competition management is responsible for notifying exhibitors of this requirement in their prizelist.
3. If a USEF Jumper Sub-Committee or Jumper Task Force is composed geographically, the State of a Jumper member is the one that the member resides in the majority of the year. A person may apply to the Federation for permission to represent a different State.
4. The Zone of a rider qualifying to participate on a Zone Jumper team will be determined by the rider's point state. A rider's point state shall be the state given on the rider's membership application. That address is locked on December 1 of the competition year or the first day of the rider's membership activation, whichever comes first. However, a Life member's address is always locked on December 1 of the competition year. A rider may have only one domicile which is where the rider has his permanent home and where, whenever he is absent, intends to return. The address given on the membership application must be the state where the rider is domiciled at the time of membership activation or renewal. If a rider is found not in compliance with this rule, the rider may be subject to disqualification from representing a Zone Jumper Team. A person may apply to the Federation for permission to change their point state.

JP101 Horse Recording.

1. The Federation maintains records of winnings in classes at licensed competitions.
 - a. Jumpers must be recorded with the Federation in order to receive points towards any USEF or USHJA Zone or Horse of the Year awards. Any change of a recorded horse's name and/or ownership must be recorded with Federation in accordance with GR1105 and GR1107.

JP102 Horse Welfare.

1. Conduct in the competition ring:
 - a. Any action against a horse by a competitor in the ring, deemed excessive by the judge, may be penalized by any one or combination of the following: official warning, elimination from the class, or expulsion from the competition.
 - b. Such action(s) could include, but are not limited to, excessive or improper use of the whip, spurs, reins, rider's weight or rider's hands.
 - c. In addition, after consultation with the Competition Manager and a Competition Steward, additional penalties, including one or more of the following: the issuance of an

official warning card, disqualification from competing within the upcoming 24-hour period, disqualification from the balance of the competition.

d. All such violations must be recorded in the Steward's Report and, if cruelty or abusive behavior is evident, a charge must be filed against the individual.

2. Conduct outside of the competition ring: Any action(s) against a horse by an exhibitor, deemed excessive by a judge, Federation Steward or Competition Veterinarian anywhere on the competition grounds may be punished by official warning or elimination from the class. Such action(s) could include, but are not limited to, excessive or improper use of the whip, spurs, reins, rider's weight or rider's hands. In addition, after consultation with the Competition Manager and a Competition Steward, additional penalties, including one or more of the following: the issuance of an official warning card, disqualification from competing within the upcoming 24-hour period, or disqualification from the balance of the competition. All such violations must be recorded in the Steward's Report and, if cruelty or abusive behavior is evident, a charge must be filed against the individual.

3. Disqualified competitors will forfeit all entry fees for disqualified classes.

4. The imposition of any of the above penalties will not preclude additional charges being filed in accordance with GR839 Cruelty and Abuse.

5. Soundness: In a case of unsoundness sufficiently severe to be considered abusive, the judge(s) must eliminate the competitor from that class and inform the competition manager, who in conjunction with the Official Veterinarian and the Steward, will evaluate disqualifying the horse from further participation in the competition.

JP103 Schooling.

1. Except where prohibited by class specifications or state, local or competition restrictions, offsets may be used in accordance with GR843.3. Manual poling is prohibited.

2. Management is responsible for providing designated individuals to supervise schooling for each Jumper warm up area during scheduled classes and warmups. These designated individuals must have a clear view of their assigned warm up area. Schooling supervisors may be individual contractors at the competition or may be official competition stewards. However, a minimum of one official competition steward must always remain available to attend to other stewarding duties.

3. The Senior Steward's (see GR1211.3) responsibility includes overseeing all schooling at the horse show, evaluating the knowledge and attention of the schooling supervisors, monitoring schooling conditions (including footing, sound system, and safety), monitoring proper and adequate schooling equipment (jump standards, proper taping, dowels, jump cups, safety cups, flags and proper rails, etc.), monitoring proper tack, equipment, and attire, and interfacing with management, judges and other officials as necessary. A C1 Steward or USEF Licensed Jumper Judge must be present in the schooling area during any Jumper class offering \$10,000 to \$24,999 in prize money. For classes of \$25,000 or more, a Registered Steward or Registered Jumper judge must be appointed to supervise schooling before and during the competition. A minimum of one official competition Stewards must always remain available to attend to other stewarding duties. A communication device must be available for each Senior Steward and schooling supervisor while on duty.

4. Schooling over obstacles in any competition area is permitted only at the time designated by the Show Committee. All other schooling over obstacles is permitted only within clearly identified areas and only at times designated by the Show Committee. Schooling over obstacles in any other area of the competition ground or at any other time is prohibited.

5. Schooling areas for jumpers must contain at least one vertical and one spread fence with standards and safety cups or breakable jump cup pins in addition to a trotting fence. Schooling areas at competitions offering more than \$2,500 should use equipment with the same height increments and cup system used in the competition ring.

6. The schooling supervisor's decision, after consultation with the Senior Steward, or an official competition steward's decision regarding schooling fences, or tack and equipment in the warm-up area is final.

JP104 Rating Designations for Jumper Divisions.

Competitions offering total Jumper prize money of:

Less than \$5,000	USEF Jumper Rating 1
Between \$5,000 and \$24,999	USEF Jumper Rating 2
Between \$25,000 and \$49,999	USEF Jumper Rating 3

Between \$50,000 and \$124,999	USEF Jumper Rating 4
Between \$125,000 and \$199,999	USEF Jumper Rating 5
\$200,000 and above	USEF Jumper Rating 6

JP105 Officials.

1. Judges.
 - a. Jumper classes offering more than \$2,500. must have a judge of Registered status. (For classes offering \$25,000 or more, see JP105.1e and JP150.2).
 - b. At least two judges, or one judge and a competent scorer other than the steward, must officiate in Table I classes.
 - c. A scorer in addition to the required judges may be used in any class.
 - d. In all classes with prize money of \$5,000 or more **and in all classes in the main Jumper ring at USEF Jumper Rating 3 competitions or higher**, a single judge may serve in no more than 2 of the following capacities: Judge, electric timer operator, announcer, or starter. *BOD 1/18/09 Effective 12/1/09 EC 4/19/10 Effective immediately*
 - e. For classes offering \$25,000 or more in prize money a total of two Federation licensed "R" judges are required, one of whom will act as official timer. A third judge is necessary if an open water jump is used; this can be a "r" judge. In addition, two timers in the field with stop watches are required. A Registered steward or Registered Jumper judge must be appointed to supervise schooling before and during the competition.
 - f. In any ring where there is more than one judge officiating, one judge will be designated the senior judge, who will have the final decision on any rulings.
 - g. An FEI Licensed Jumper Judge is also eligible to fill any of the above positions.
2. Course Designers.
 - a. The Jumper Course Designer, or his designated representative, must be present during all Jumper classes for which he has responsibility and be available to report to the judge at any time that the course is properly set for the competition.
 - b. A minimum of an 'r' license is required to officiate in any class offering \$5,000 up to \$24,999 in prize money.
 - c. An 'R' license is required to officiate in any class offering \$25,000 or more in prize money.
3. Stewards.
 - a. If there is only one (1) Steward at a competition with Jumper classes, he/she will assume the duties of a Senior Steward as specified in JP103, in addition to his/her normal duties.
 - b. USEF Category 1 Stewards at competitions with Jumper classes will be knowledgeable with reference to the Jumper rules, including but not limited to those pertaining to schooling, equipment, personnel, tack, attire, jumping order, heights and standards of difficulty, course requirements, breaking ties, and class requirements and specifications.

JP106 Equipment and Personnel.

1. Timing Equipment. Automatic timing equipment with a time out function must be used at competitions offering over \$2,500 in their jumper division.
 - a. A count-down clock, indicating the remaining time available to start following the audible tone and visible to the rider, must be in use for any class offering **\$2,500** or more in prize money.
 - b. For a list of companies that provide electrical timing equipment on a rental basis, contact the Federation office.
2. Timer Technician. For any Jumper class, a timer technician may be used to operate automatic timing equipment as long as the required number of judges is officiating. An exhibitor may not compete in any class where he or she is a family member or client of the timer technician.
3. **Backup Timing. When automatic timing equipment is used, one person, other than the judge with a stop watch is required. (Exception, JP150.2)**
4. **Manual Timing. If a competition offering less than \$2,500 in prize money does not have automatic electrical timing equipment, management must appoint at least two persons other than the judge who will jointly act as timers. Management must furnish each of them with modern stop watches with a time out feature reading at least in hundredths of a second.**
BOD 1/18/09 Effective 12/1/09

JP107 Prize List and Scheduling.

1. Class specifications. The prize list must specify for each class the Table and Section, specific height, or Standard and the speed at which the time allowed will be calculated. 382 yd/min (350 m/m) is the default speed if not listed in the prize list or competition web site.
2. Other requirements. The prize list must also indicate: the type of footing available in warm-up areas and competition arenas, as well as the dimensions of the competition arenas; the method of breaking ties for other than first place; the method for establishing the jumping order; and the method of determining Championships where offered. In addition, if jumper sections/classes are offered which are not covered within the definitions contained in this Rule, full specifications (including eligibility requirements) must be contained in the prize list.
3. Classes per Day. No more than three classes in any section may be held on any one competition day.
4. Scheduling. No more than two classes in different sections may be run simultaneously, and those classes must be run over the same course with the same scoring specifications.

JP108 Prize Money.

1. In all classes offering more than \$500 in prize money:
 - a. the last place must at least equal the start fee.
 - b. money places must be awarded on the basis of one place for every five commenced starters. The original prize moneys must be distributed as printed in the prize list. If additional prize money is necessary, the money awarded to each place must at least equal the starting fee.
2. Altering Prize Money. Competitions offering prize money may not change the amount of prize money awarded in a class from that indicated in the prize list unless all conditions affecting such changes are clearly delineated in the prize list. Such conditions include, the number of entries received by what date or time that will cause change in conditions or cancellation, what entry fee will be charged in the event of a change, and the policy for refund of entry/nomination fees for competitors electing not to compete under the changed conditions. The specific division of the prize money to be distributed in the class must also be indicated in the prize list.
3. Prize Money by Section. Competitions with Jumper Rating 2 or higher will, in principle, allocate their prize money according to the following:
 - a. Prize money should increase as the height, spread, and technical difficulty of the courses increase.
 - b. If a competition offers Children's or Adult Amateur and Junior or Amateur Owner classes/sections, no more than 40% of the prize money in these classes/sections should go to the lower height classes/sections..
 - c. If Children's or Adult Amateur sections are divided low and high, no more than 40% of the section's prize money should go to low.
 - d. If Junior or Amateur Owner sections are divided low and high, no more than 40% of the section's prize money should go to low.
 - e. The above applies to the prize money within sections, and also to any special classes or Classics.
 - f. Competitions may apply to the National Jumper Committee prior to the printing of the prize list should they wish any exemption to this rule. *BOD 1/18/09 Effective 12/1/09*

JP109 Nominating Fees.

Nominating Fees. A nominating fee may be charged for either the Jumper Division or for each Jumper Section, but not both. Exception: An additional nominating fee may be charged for the highest prize money class at the show.

JP110 Show Championships.

1. Number of Classes. Championships are optional, but if offered, a minimum of three (3) classes must be held in the section.
2. Methods of Determining. If Championships are offered, they must be decided on the basis of points won in classes throughout a section, on the basis of money won in the section, or on the results of the highest prize money class in the section, provided qualification was required for that class based on results of earlier classes in the section.

- a. The method of determining Championships must be stated in the prize list. The Competition Committee must post a score card of winnings throughout the competition where it is available to exhibitors at all times. Credit towards Championships will be given only for the first six ribbons when points are the determining factor. Ribbons have the same value even if less than the specified six places are awarded due to lack of entries. First Place...10 points, Second Place...6 points, Third Place...4 points, Fourth Place...2 points, Fifth Place...1 point, Sixth Place...1/2 point. If a competition offers Bonus Points to classes in the prize list: First Place...15 points, Second Place...9 points, Third Place...6 points, Fourth Place...3 points, Fifth Place...2 points, Sixth Place...1 point.
3. Ties involving Championships must remain tied, with tied horses receiving equal legs on any trophy. Exception: the bonus point class may be used to break Championship ties if so stated in the prize list.

JP111 Tack and Attire.

1. Martingales.
 - a. Classes offering less than \$1000—No martingale restrictions.
 - b. Classes offering \$1000 to \$4999—The only martingales permitted are standing or running martingales used in the conventional manner.
 - c. Classes offering \$5000 or more (and all classes restricted to young horses)—The only martingales permitted are running martingales used in the conventional manner.
2. Whips. Competitors are prohibited from using a whip that is longer than 30" (75cm) while in the process of jumping or schooling over fences. A rider may not carry more than one whip. Whips that are weighted at the end are prohibited at any time.
3. Draw Reins. Draw reins may only be used when schooling or in classes with less than \$1000.
4. Tied Stirrups. Any rider competing with their stirrup, stirrup leather or foot tied and/or secured in any manner, will automatically be eliminated from that class. Riding anywhere on the competition grounds with stirrup, stirrup leather or foot tied or otherwise secured is cause for elimination, by the steward, of that rider from the current or subsequent class in which the rider is entered. In the case of junior or amateur riders, the steward will note the trainer name(s) on the Steward's Report and further disciplinary actions may be taken by the Federation. Exception: Devices approved by the FEI are allowed.
5. Attire. Management, at its discretion, may allow competitors to compete without riding coats. If a riding coat is not worn, riders must wear a shirt with a collar or a choker, neatly tucked into riding breeches. A windbreaker jacket or raincoat may be worn if conditions require. In all cases, riders must appear neatly attired to appear before the public or be subject to penalty of elimination by the judges.
6. No mounted exhibitor may wear or carry an electronic communication device (i.e., cellular telephone, pager, walkie talkie, etc.) while in competition ring. The penalty for wearing or carrying a forbidden device if observed by the judge may be elimination from the class during which the device was worn or carried. Exception: A handicapped participant may use electronic devices if, prior to the class, he/she presents to the USEF Steward written justification from treating personnel setting forth the necessity for the equipment.
7. Formal Attire. Black, blue, green, grey, scarlet or similar coats are permitted; white or fawn breeches; a white tie, choker or hunting stock, and a white or lightly colored shirt must be worn. Shirts must have a white collar and white cuffs. Members of the Armed Services or the police may wear the service dress uniform with protective headgear. (See General Rules, GR801.2)
8. FEI requirement for hard hats. Note: At competitions sanctioned by the FEI a hard hat with three point retention harness is mandatory for anyone jumping a horse.

JP112 Jumping Order.

1. Jumping Order. For all classes offering \$5,000 or more in prize money, the order in which horses are to jump must be posted in a conspicuous place, at least one-half hour prior to the start of the class. The class cannot be started prior to that time without permission of all exhibitors. The jumping order must be legible to a mounted rider. A systematic rotation of the starting list must be employed so that a complete cycle is made during the competition.

- a. Order for Special Classes. A jumping order must be drawn for the highest money class in each section, unless the order is automatically established by the results of a previous class(es).
2. Establishing the Order. (Either manually or via computer) The jumping order for the first round must be established by one of the following procedures: a) the horses' names are drawn individually, starting with the first position and then working down; b) the horses' names are listed and their positions drawn; c) the horses' names and the positions are both drawn; d) the horses' names are listed with the first name drawn becoming the first horse to compete in the first round, the remaining horses following from that point (i.e., the horses' name after the one drawn first is second, the next one third, etc.). Any other system must be approved by the Jumper Committee. The method for establishing the order must be printed in the prize list.
 - a. Multiple Rides. If the same rider has two horses drawn too close together, the order may be adjusted so that there will be a minimum of six horses (if available) separating them. The horse drawn first will move up as far as possible in the order before the second horse is dropped down. All horses must be ridden in the sequence that appears on the jumping order in all rounds of a competition unless class specifications call for a new order for a second round and/or jump-off.
 - b. Two Sessions. In classes in which individuals are permitted to ride more than one entry, the first round may be split into two parts, with all riders riding one horse in the second part. (The first part will consist of riders' second, third, etc., horses.) For riders with more than one entry, a draw must be done to decide which horse will go in the second part. The order for both parts of the first round will be established by a draw.
 - c. Two Round Competitions. In classes with two rounds prior to the jump-off the order for the second round must be established by one of the following methods: a) the competitors return in the first round's order; b) the competitors return according to their faults in the first round, competitors with equal faults maintaining their original order; c) the competitors return according to their faults and times in the first round.
 - d. For classes of \$25,000 or more, the previous year's winning rider may be seeded last if it is so stated in the prize list. If that rider has more than one horse in the class, a draw will be conducted to determine which of his/her horses will be seeded last.
3. Jump-Off Order. Jump-off orders must be established by following one of the following procedures: a) the competitors return in the original order; b) the competitors return in the previous round's order; c) the competitors return according to their times in the first or second rounds.
 - a. Unless rules of a Table state otherwise, the starting order in the jump-off(s) must remain the same as the official starting order that is established and posted for the initial round, irrespective of any competitors who might have voluntarily moved up in the order during the initial round.
4. Moving Ahead in the Order. To minimize delays, management may permit a rider to compete ahead of his posted order in the first round of a class, provided that he then competes in the timed jump-off in the order originally posted. However, to minimize delays, a rider may be permitted to go ahead of his posted order in the jump-off. For competitors with multiple rides, all horses must be ridden in all rounds in the sequence that appears on the jumping order for that class.
5. Accuracy of Jumping Order. It is the rider's responsibility to make sure his name or number or each of his horse's names or numbers are on the jumping order before the class begins. Failure to do so may result in elimination by management.

SUBCHAPTER JP-2 ELIGIBILITY, QUALIFICATION AND RESTRICTION OF ENTRIES.

JP113 Eligibility.

1. Jumpers may be of any breed, height, or sex. (Exception: Pony Jumpers, see JP118.4)
2. Stallions. Junior riders may show stallions. (Exception: Stallions are prohibited in Pony Jumper Sections. See JP118.4)
3. Sections. Sections or Classes may be offered for Amateur Owner, Junior, Young Rider, Children, or Adult Amateur riders; and/or for Pony, Young Horse, or Open Jumpers. Competitions may offer any or all sections, as well as specific Sections or Classes differentiated by specific height. (See Subchapter JP-3 for definitions and specifications for each of

the sections mentioned above.) If Jumper sections are offered which are not covered within the definitions contained in Chapter JP, full specifications (including eligibility requirements) must be printed in the prize list or referred in the Prize List to a conspicuous place on the competition's website.

4. **Ineligible Horses.** If a horse is shown in a class for which it is ineligible, the owner will be fined \$500 for a first offense; if it is not the owner's first offense, the horse will be suspended from competing in licensed competitions for a period of three months. If the owner wishes to appeal or dispute the action taken, and gives notification to the Federation within 10 days of his/her notification from the CEO or Executive Director, such suspension will be deferred until the matter has been resolved following a hearing pursuant to Chapter GR6 by the Federation's Hearing Committee, whose verdict will be final.

JP114 Limiting Entries and/or Qualifying.

1. **Cross Entry.** Unless USEF rules or the prize list restricts horses to a particular section or sections, horses may compete in another section(s).

2. **Horses per Rider.** If the number of horses per rider will be limited, the prize list must so state.

3. **Prior Classes.** Management may require horses to enter and compete in one or two classes at the same competition in order to be eligible for the stake or largest money class in a section. The number of starters in this highest prize money class of a section may be limited (and/or the starting order determined), based on results of the prior class(es), provided that the system to be used is stated clearly in the prize list.

4. **Restrictions on Entry.**

a. Jumper sections restricting entries based on winnings must use prize money won in the horse's respective section (i.e., Amateur Owner, Junior, Amateur Owner/Junior, and Open Jumper) during the specified time period; however for Jumper sections/or classes for which a Federation endorsed Computer Ranking List has been established, this list (as of a date indicated in the prize list) may be utilized instead of prize money won. Management may also allow the winner of the previous year's class to enter without further qualifying.

b. Any competition wishing to set restrictive criteria for accepting entries other than as specified above may make written application to the Federation Jumper Committee, at least 120 days prior to the event, detailing the criteria being requested. The Jumper Committee will issue a recommendation for consideration by the Executive Committee which may approve any such application in its discretion and may condition any such approval in its discretion, and must in all instances require that there be publication in the prize list or otherwise of such restrictive criteria sufficiently in advance of the closing date of entries where appropriate, for all interested to have a fair opportunity to enter. This is a one-time requirement, and further approval is not required provided the system of qualifying does not change.

5. **Elimination Trials.** When the number of entries warrants it, elimination trials may be held. Elimination trial scores of the competitors eligible to compete for the final awards may be added to their respective scores in the finals with the total scores used to determine the winners, or the finals may be scored independently of the elimination trials. If the total score is to determine the winners, announcement must be made of each competitor's score in the preliminaries at the time of the finals.

SUBCHAPTER JP-3 SECTION SPECIFICATIONS

JP115 Jumper Sections/Classes Restricted by Prior Winnings.

1. Organizers may offer classes or sections that restrict horses based upon money won.

2. **Determining Eligibility:**

a. **Money Won.** Cash winnings in any jumper classes, recognized or unrecognized, determine a horse's classification.

b. **Record Keeping.** Responsibility for keeping an accurate account of winnings rests with the owner and the horse's record must be transferred with the sale of the horse. Exhibitors are cautioned that delays can occur in posting the Federation's records of prize money won by jumpers. Exhibitors are solely responsible for insuring that eligibility requirements are met, and rely at their own risk upon inquiries made to the Federation's office concerning the standings of their horse(s).

c. Changing Sections. When a horse's earnings place it in a higher classification, it may not be jumped in any competition for which it is no longer eligible. (Exception: The horse may finish a competition in the same section in which it began.) If a horse changes classification after the closing date of entries but before the competition starts, management must transfer it to the proper section.

JP116 Sections/Classes Restricted by Age of Horse.

1. Eligibility. Age restricted classes are open only to horses recorded with the Federation and in possession of Breed Registry (or other means of identification authorized by the Federation providing proof of age and identity). Proof of identity and age is required for entry in these classes.

2. **Hind Boots:** Non-weighted (maximum of 350 g) hind ankle boots are permitted in classes restricted to Five, Six, Seven, or Eight year-olds. Support wraps are permitted. If boots are made of rigid leather or plastic, they may only be a maximum of 6 inches/15 cm in height. *EC 9/21/09 Effective 12/1/09*

3. Five-Year-Old Jumper: Open to horses with papers indicating a foaling date five years previous to the current calendar year. Horses competing in classes restricted to Five-Year-Olds may not have ever shown in Open Jumper Classes offering \$25,000 or more in prize money.

a. Classes may be scored under Table IV Section 1 or Section 2; under Table II (all clears stay equal); or under Table II, Section 1 or 2.

b. Courses to be set at 1.10 m or 1.15 m (1.15m for YJC qualifying classes) until June 1st; after June 1st courses to be set 1.15 m or 1.20 m (1.20 m for YJC qualifying classes). Speed of 350 m/m.

c. Additional course restrictions:

- (1) Triple combinations may not be included before June 1st;
- (2) only one spread obstacle may be included in any combination before June 1st;
- (3) when using a vertical over any liverpool, the rails must be in the center;
- (4) no liverpool may be used as part of a combination; and
- (5) the first fence and the (a) portion of any combination must be set 5cm lower than the height specified for the class.

4. Six-Year-Old Jumper: Open to horses with papers indicating a foaling date six years previous to the current calendar year. Horses competing in classes restricted to Six Year Olds may not have ever shown in Open Jumper Classes offering \$25,000 or more in prize money.

a. Classes may be scored under Table IV Section 1 or Section 2; under Table II, (all clears staying equal); or Table II Section 1 or 2.

b. Courses to be set at 1.20 m, 1.25 m or 1.30 m (1.25 m for YJC qualifying classes until June 1st; 1.30 m for YJC qualifying classes after June 1st) Speed of 350 m/m.

c. Additional course restrictions:

- (1) Triple combinations may only include one spread obstacle before June 1st;
- (2) water jumps may not exceed 11' (3.30m) and should be in the second half of the course, and another obstacle must be offered as an option;
- (3) no liverpool may be used as part of a combination.

5. Seven- Eight-Year-Old Jumper: Open to horses with papers indicating a foaling date seven or eight years previous to the current calendar year. Horses competing in classes restricted to Seven and/or Eight-Year-Olds may not have ever shown in Open Jumper Classes offering \$25,000 or more in prize money at the National or International Standard (classes restricted to horses under 8 years of age or under excluded).

a. Classes may be scored under Table II, Section 1 or 2.

b. Courses to be set at 1.30 m or 1.35 m (1.30 m for YJC qualifying classes until June 1st; 1.35 m for YJC qualifying classes after June 1st).

c. Additional course restrictions:

- (1) If a Liverpools is used in a combination, it may only be used as the first element; and
- (2) water jumps may not exceed 12' (3.60m).

6. Special Competitions. Exceptions to any of the above listed conditions may be made only with the permission of the Federation Jumper Committee prior to the printing of the prize list. *BOD 1/18/09 Effective 12/1/09*

JP117 Sections/Classes Restricted to Junior, Amateur/Owner, or Young Riders.

1. Amateur Owner Jumper: A horse that is ridden by an Amateur Owner or an amateur member of the owner's family. In either case, classes are restricted to riders who are no longer eligible to compete as junior exhibitors. Leased horses are not eligible, and multiple ownership is not permitted unless all owners are members of the same family.

a. An amateur who competes for a person outside of his/her family may not compete in a class restricted to Amateur Owners at the same competition. Exception: equitation and under saddle per HU107.2. BOD 1/18/09 Effective 12/1/09 EC 4/20/09 Effective 12/1/09 EC 8/17/09 Effective 12/1/09

b. Dividing Classes. Sections may be offered divided by either specific height or age of rider.

c. Level of Difficulty.

(1) High Amateur Owner classes will have courses set at 1.35 m (4'5") to 1.45 m (4'9"). The maximum height for the first class of this section, and for any classes in which time is the deciding factor in the initial round, is 1.40 m (4'7"). Note: Only Amateur Owner classes set at 1.35 m (4'5") or above will be pointed toward HOTY awards in the High Amateur Owner category.

(2) Low Amateur Owner classes will have courses to be set at 1.15 m (3'9") to 1.30 m (4'3"). Note: all Amateur Owner classes at 1.30 m (4'3") and below will be pointed toward the Low Amateur Owner category for purposes of HOTY awards. Exception: A Low Amateur Owner or Low Junior/Amateur Owner Classic set at 1.35 m will be pointed towards HOTY awards in the Low category.

(3) Local competitions - no minimum course requirements and no points towards National Horse of the Year awards.

2. Junior Jumper: A horse that is ridden by an individual who has not reached his/her 18th birthday. (See GR103).

a. Cross Entries. Cross entry into other divisions is considered to be allowed, unless otherwise stated in the prize list.

b. Dividing Classes. Sections may be offered divided by either specific height or age of rider.

c. Level of Difficulty.

(1) High Junior classes will have courses set at 1.35 m (4'5") to 1.45 m (4'9"). The maximum height for the first class of this section, and for any classes in which time is the deciding factor in the initial round, is 1.40 m (4'7"). Note: Only Junior classes set at 1.35 m (4'5") or above will be pointed toward HOTY awards in the High Junior Jumper category.

(2) Low Junior sections will have courses set at 1.15 m (3'9") to 1.30 m (4'3"). Note: all Junior Jumper classes at 1.30 m (4'3") or below will be pointed toward the Low Junior Jumper category for purposes of HOTY awards. Exception: A Low Amateur Owner or Low Junior/Amateur Owner Classic set at 1.35 m will be pointed towards HOTY awards in the Low category.

(3) Local Competitions - no minimum course requirements and no points towards National Horse of the Year awards. BOD 1/18/09 Effective 12/1/09

3. Young Rider Jumper: A horse ridden by a young rider under the rules of the Federation. Individuals are eligible as Young Riders from the beginning of the calendar year in which they reach the age of 16 until the end of the calendar year in which they reach the age of 21.

4. Combined Sections. A section or sections combining Amateur Owner, Juniors, Amateur, and/or Young Riders may be offered.

a. Dividing of Combined Sections. After the prize list is published, if entries so warrant this section may be split into separate sections. Any section with fifteen or more Junior Jumper entries and fifteen or more Amateur Owner Jumper entries at the beginning of the first class must be divided, and the prize money must be doubled.

b. Combining of Sections. If Junior and Amateur Owner sections are offered separately in the prize list, the sections may be combined if there are eight or less entries in either section.

JP118 Sections/Classes Restricted to Children, Adult Amateur Riders, or Ponies.

1. Children's and Adult Amateur Jumper: Sections are open to Junior and Amateur exhibitors. Unless USHJA Zone Committees submit their specifications by August 1st of the previous year, the specifications as shown below will apply. All USHJA zone specifications submitted by August 1st and approved by USHJA and USEF shall be enforced by USEF if not followed.

a. Level of Difficulty. Fence Heights to be set in accordance with JP120 not to exceed 1.15 m (3'9").

b. Dividing and Combining of Sections. Sections may be divided by age of rider or by horse/pony and may also be combined with Children's sections if so stated in the prize list.

2. Adult Amateur Jumper: To be ridden by exhibitors who are no longer eligible to compete as junior exhibitors. All exhibitors must be amateurs in accordance with General Rules, GR1306 and must show USEF amateur certification.

3. Children's Jumper: To be ridden by exhibitors who have not reached their 18th birthday by December 1 of the current competition year.

4. Pony Jumper: A pony, 14.2 hands and under in height, that is ridden by an individual who has not reached his/her 18th birthday. Stallions are prohibited in Pony Jumpers

a. Riders. Pony Jumpers may not be ridden by an adult in any section at the same competition.

b. Measurement. A measurement card is required as per Chapter HU, Subchapter HU-10.

c. Style Award. A Rider Style Award is recommended at any competition offering three or more classes. The Style Award is to be decided by the Pony Jumper Judge(s) based on the following criteria: To be presented to the Pony Jumper Rider who exhibits the best classical jumper style of riding throughout the Pony Jumper classes. This award will not necessarily be given to the rider accumulating the most points in the Pony Jumper division.

d. Cross Entries. Riders competing in any Pony Jumper section cannot compete in any other sections at the same competition in which they are required to jump fences higher than 1.10 m (3'7") (Exception: Children's Jumpers).

e. Course Requirements. All entrants will compete over same heights, spreads and distances. Only the initial element of combinations may be a spread.

f. Level of Difficulty. 0.95 (3'1") or above as specified in Prize List. Local Competitions - no minimum height or spread, but fence dimensions must be stated in the Prize List. (Note: see USEF web site, www.usef.org, for Zone's qualifying criteria for the National Pony Jumper Championships).

g. In Pony Jumper sections, to avoid over-emphasis on speed jump-offs, it is recommended that management write sections with initial class(es) scored under Table IV (Optimum Time) or as "clear round" events (all entrants without jumping or time faults remain equal); Final class(es) only to have a jump-off against the clock to determine show championship.

5. Graduated Difficulty. Competitions are encouraged to offer sections for Pony, Children, and Adult Amateur Jumpers in which successive classes within the section are at increasing fence heights (for example: first class at 1.00 m (3'3"), second class at 1.05 m (3'5"), third class at 1.10 m (3'7")).

JP119 Open Jumper Sections/Classes.

1. Open Jumper. Any horse, regardless of money won, is eligible to compete in this section.

2. Difficulty. The specific height (classes up to \$24,999) or standard (classes of \$25,000 or more) at which the class or section is being offered must be stated in the prize list.

SUBCHAPTER JP-4 LEVELS OF DIFFICULTY**JP120 Fence Heights and Spreads.**

1. At Licensed Competitions the Level of Difficulty for each class must be indicated in the prize list and on the course plan. This may be shown as either

- a. a specific height in feet/inches or metric measure. A maximum of two adjacent heights may be combined. If combined, fence heights may not be lower than the low height specified (except the first fence or the first element of a combination).
- b. as one of the “Standards” defined below for classes of \$25,000 or more. Spreads must be set as noted below. *EC 8/17/09 Effective 12/1/09*
- c. Management may choose to run a class at two different heights (not more than 10 cm of difference), permitting competitors to elect at which height to compete. The conditions for such classes must be stated in the prize list unless the two-height class results from the combining of classes due to insufficient entries (defined as less than six entries in either grouping). The steward’s report must indicate any two-height class held, and the official results submitted to the Federation must accurately state at which height each entrant competed. *EC 4/19/10 Effective immediately*
2. Heights:
- a. The following fence dimensions are approximate equivalents in metric and English units:
- 0.70 m = Fences 2’3” in height
 - 0.75 m = Fences 2’5” in height
 - 0.80 m = Fences 2’7” in height
 - 0.85 m = Fences 2’9” in height
 - 0.90 m = Fences 2’11” in height
 - 0.95 m = Fences 3’1” in height
 - 1.00 m = Fences 3’3” in height
 - 1.05 m = Fences 3’5” in height
 - 1.10 m = Fences 3’7” in height
 - 1.15 m = Fences 3’9” in height
 - 1.20 m = Fences 3’11” in height
 - 1.25 m = Fences 4’1” in height
 - 1.30 m = Fences 4’3” in height
 - 1.35 m = Fences 4’5” in height
 - 1.40 m = Fences 4’7” in height
 - 1.45 m = Fences 4’9” in height
 - 1.50 m = Fences 4’11” in height
 - 1.55 m = Fences 5’1” in height
 - 1.60 m = Fences 5’3” in height
- b. At all heights, to qualify as a spread fence, the fence must be 5 cm (2”) up to 15 cm (6”) wider than the height. At least three out of the eight efforts must be spreads. (see JP122.7) Any full width square oxer may be set 5 cm (2”) lower than the height indicated.
- c. Triple Bars may be up to 30 cm (12”) wider than the height listed.
3. Standards: Any class offering \$25,000 or more in prize money must be offered at one of the three standards delineated below: Regional, National, or International. Heights alone do not apply to these classes and the standard must be clearly stated in the prize list. *Competitions must apply to the Jumper Committee for permission to offer \$25,000 or more in prize money in any class if it does not meet one of the following:*
- BOD 1/18/09 Effective 12/1/09*
- a. Open Regional Standard. Must include the following:
- (1) at least one double and one triple, two triples, or three doubles;
 - (2) at least two obstacles not less than 1.45 m (4’9”)
 - (3) at least eleven obstacles at a minimum height of 1.30 m (4’3”) and
 - (4) at least three spreads not less than 1.45 m (4’9”) in width
- b. Junior, Amateur Owner, or Young Rider Regional Standard. Must include the following:
- (1) at least one double and one triple, two triples, or three doubles;
 - (2) at least two obstacles not less than 1.30 m (4’3”);
 - (3) at least eleven obstacles at a minimum height of 1.25 m (4’1”); and
 - (4) at least three spreads not less than 1.30 m (4’3”) in width.
- c. Open National Standard. Must include:
- (1) at least one double and one triple, two triples, or three doubles;
 - (2) at least two obstacles not less than 1.50 m (4’11”)

- (3) at least eleven obstacles at a minimum height of 1.40 m (4'7") and
 - (4) at least three spreads 1.50 m to 1.60 m (4'11" to 5'3"), in addition to any used in combinations.
 - d. Junior, Amateur Owner, or Young Rider National Standard. Must include:
 - (1) at least one double and one triple, two triples, or three doubles;
 - (2) at least two obstacles not less than 1.40 m (4'7");
 - (3) at least eleven obstacles at a minimum height of 1.30 m (4'3"); and
 - (4) at least three spreads 1.40 m to 1.45 m (4'7" to 4'9") in width, in addition to any used in combinations.
 - e. Open International Standard. Must include:
 - (1) at least one double and one triple, two triples, or three doubles;
 - (2) at least one obstacle not less than 1.60 m (5'3") and two additional obstacles not less than 1.50m (5');
 - (3) at least eleven obstacles at a minimum height of 1.45 m (4'9"); and
 - (4) at least two spreads not less than 1.65 m (5'5") in width and three additional spreads not less than 1.60m (5'3") in width.
 - (5) At outdoor events, an open water jump not less than 3.65 m (12') is strongly recommended.
 - (6) For outdoor events a minimum speed of 375 meters per minute (410 yards per minute) is required.
 - (7) The maximum possible spread is 2.00 m (6'7") (triple bars not included).
 - f. Junior, Amateur Owner, or Young Rider International Standard. Must include:
 - (1) at least one double and one triple, two triples, or three doubles;
 - (2) at least one obstacle not less than 1.50 m (4'11") and two additional obstacles not less than 1.45 m (4'9");
 - (3) at least eleven obstacles at a minimum height of 1.40 m (4'7"); and
 - (4) at least two spreads not less than 1.60 m (5'3") and three additional spreads not less than 1.50 m (4'11").
 - (5) At outdoor events, an open water jump not less than 3.35 m (11') is strongly recommended.
 - (6) For outdoor events a minimum speed of 375 meters per minute (410 yards per minute) is required.
 - (7) The maximum possible spread is 1.65 m (5'5") (triple bars not included).
4. Conforming to Level of Difficulty, 50% of the fences in the first round of a class must be set at the required height indicated, and within a two-inch (5 cm) variance. (Exception: Gambler's Choice/Top Score, Derbys, and classes 1.50 m and above).
5. Changing the Level of Difficulty from that published in prize list. The height or Standard at which a given competition is held may be altered from that listed in the prize list with the joint approval of the Course Designer, Judges and competition management; only in the case of inclement weather, or unsafe conditions. Changes in the height or standard for any other reason may be done ONLY with the prior written consent of the majority of competitors in the class. See GR832.6 for class postponement due to weather conditions. All changes MUST be specifically noted in the Steward's report for the competition.
6. Classes must be held at the National or International Standard for the results to be eligible for inclusion on the USEF Computer List. Applications for the USEF Computer List can be downloaded from the USEF web site at www.usef.org.

SUBCHAPTER JP-5 COURSE REQUIREMENTS

JP121 Jump Equipment.

1. Rails and other parts of the obstacles are held up by supports (cups). A rail must be able to roll on its support; in this case the support must have a depth of 18 mm (.7") minimum and a depth of 30 mm (1.18") maximum. For planks, gates, etc. the diameter of the supports must be more open or even flat, but not deeper than 1/2".
2. Jump Cups.
 - a. Any licensed competition must use FEI-approved Safety Release Cups for the back pole of all spreads in every jumper class.
 - b. Either safety cups or breakable jump cup pins must be available for use in all jumper schooling/warm-up rings. If used in the competition ring, pins must be made of rigid or unbreakable material.

- c. For information on sources for obtaining FEI approved cups, contact the Jumper Department at the Federation.
3. Rails. Rails must be at least eight feet long.
 4. Flags. All obstacles must be both flagged and numbered at competitions offering over \$2,500 in the Jumper Division. When flags are used at obstacles, they must be placed at the outside extremities of the elements to be jumped, the red flag on the right, white on the left.

JP122 Jumper Courses.

1. The term Obstacles refers to either single obstacles or combination obstacles. All obstacles are numbered numerically. Combination obstacles are those consisting of two or more jumping efforts, as indicated with the letters "A," "B," "C," etc. Faults are accrued at all parts of a combination obstacle. The total number of Jumping efforts on a course includes each single obstacle and each part of any combination obstacles. Obstacles for jumping competitions may consist of any of the following: verticals, oxers, triple bars, combinations, water jumps, ditches, banks; as well as variations such as liverpools, fans, etc. Combination obstacles consist of two or more separate jumping efforts. For purposes of determining the minimum requirements in various jumping competitions held under USEF rules, the total number of jumping efforts will be the determining factor.
2. Height or Standard. All courses must be accurately set according to the Height or Standard published in the prize list.
3. Identical Courses. No two courses in any section may be identical. (Exception: Local Competitions).
4. Obstacles. Obstacles should be attractive, varied and appropriate to their setting. They and/or their components must be capable of being knocked down and should be neither so light or poorly supported that they fall at a slight touch, nor so heavy or firmly supported that they can hardly be dislodged. In principle, the resistance to shock should be approximately the same for all obstacles on the course.
5. Gates. All suspended elements (i.e., gates, panels, etc.) must be hung not more than 10 cm (4") from their top edges.
6. Number of Jumping Efforts. Every course must contain a minimum of ten jumping efforts. Exceptions:
 - a. jump-off courses,
 - b. High Jump,
 - c. Six Bar,
 - d. Puissance
 - e. Table II Sec 2c (see JP145.3c)
7. Ratio of Spreads. At least three out of the first eight jumping efforts must be spreads. (Exceptions: Same as 6 above). For each additional four jumping efforts, one must be a spread. *BOD 1/18/09 Effective 12/1/09*
8. Start and Finish Lines. A start line must be established at least 3.65 m (12') from the first obstacle and a finish line at least 7.30 m (24') from the last obstacle, each indicated by two markers at least 3.65 m (12') apart.
9. Change of Direction. There must be at least one change of direction in every course including jump-off courses. (Exception: Puissance, Six Bar and High Jump.)
10. Combinations. At least one combination must be included in every course. (Exception: Combinations are prohibited in Puissance, High Jump, Fault and Out Time classes and classes scored on faults and time with choice of course. Combinations are optional in Jump-offs and classes held below .95 m (3'1") and in classes at Local Competitions.)
11. Permanent Obstacles. Competitions offering more than \$2,500 are encouraged to include banks, ditches and water jumps in their courses.
12. Single Rails. An obstacle composed of a single rail must not exceed 4'3" in height.
13. Crossed Rails. Double crossed rails (i.e., two pairs of crossed rails, with a spread between them) are prohibited, and care should be exercised in constructing single crossed rails to prevent abnormal difficulty.
14. Brush Obstacles. Brush obstacles must have a clearly visible rail placed above or beyond them.

JP123 Spread Obstacles.

1. Definition. In order to be considered a spread obstacle the fence must be an oxer, a triple bar, or a water jump with a width dimension meeting the width requirements specified for the height at which a given class is being conducted. Refer to JP122.7 for required number of spreads.
2. Measurement. Spread obstacles are measured from their two outermost top extremities on a line parallel to the ground.
3. A solid element (i.e., coop, wall, etc.) may not be used as part of the further-most element. Only straight rails (not curved), may be used on the back of spread obstacles. Only a single rail may be used on the middle or back of a spread unless the lack of a second rail would leave an excessive gap between the top of the front element and later elements. Standards in which the rail rests on the top of the post are prohibited.

JP124 Combinations.

1. Definition. A double, treble, or multiple combination is composed of two, three or more obstacles with a maximum inner distance between them of 39'5", which must be taken in two, three or more successive jumps. The distance is measured from the base of an obstacle on the landing side to the base of the next obstacle on the take-off side. Any obstacles with 39'5" or less between them must be designated as a combination by numbering them with a single number and the use of A and B or A, B and C, or A, B, C, and D.
2. Pony Jumpers. In Pony Jumper classes, only the initial element of combinations may be a spread.

JP125 Permanent Obstacles.

1. Closed Combinations. Banks and sunken roads (Pulvermans) may be regarded as double or treble, and as multiple or closed. The course designer must decide before the competition whether the obstacle is to be considered as closed or as a double, treble or multiple obstacle, and this must be specified on the plan of the course. (Note: Any completely closed obstacle in which a competitor, having jumped the first part, may not exit without jumping out or down should be designated as 'closed.') Each part must be jumped separately and faults are penalized separately. The knockdown of a flag taking the place of a standard is scored. Any obstacle which is not described as closed on the plan of the course is considered a multiple obstacle.
2. Bank Jumps. A bank which has no associated obstacle or only a single rail may be taken in one effort without incurring penalty.

JP126 Water Obstacles.

1. Definition. A water obstacle is a ditch filled with water with at least an 2.45 m (8') spread. A secure mat at least 3' wide and at least 1 cm (1/2") thick must cover the entire landing side of the obstacle. An obstacle no higher than 76 cm (2'6") may be placed on the take-off side. Although counted in the calculation of the total width, these elements are not part of the obstacle and displacing them or knocking them down is not penalized.
2. Dimensions. Water obstacles must be a minimum of 4.90 m (16') in width at the face; the deepest point is determined according to a maximum rise of 5 cm (2") per foot of length which may not exceed 4.70 m (15').
3. Length. The limits of water obstacles without guard rails or hedges must be clearly marked both on the take-off and the landing sides. Water jumps with a rail or hedge on the take-off side need only be marked on the landing side. A white strip of wood or other suitable material, approximately 10 cm (4") wide, must be used and should be placed as close to the water line as possible.
4. Rail Over Water. A water obstacle may have one rail no higher than 1.00 m (3'3") over it. The rail must never be placed behind the center point and approximately 1/3 from the front is preferable. When the obstacle is built in this manner extreme care must be taken not to create an optical deception to the horse with a large gap between the take off element and the rail, or of the lath and the rail appearing to produce a false ground line. When used in this manner, the rail and the strip, or only the rail may be judged. The method of scoring must be indicated on the course diagram.
5. Scoring. Judges should score the water obstacle from a position between the take-off and landing side, and not directly parallel to or beyond the landing lath providing a good view of the lath and water is possible from this vantage. Only a mark from the horse's hoof

on the lath or a foot in the water constitutes a fault; touching the lath with the pastern is not a fault. [Note: competitions scored under FEI rules require any mark on the lath, whether from hoof, boot, or pastern, to be faulted.] *BOD 1/13/08 Effective 12/1/08*

JP127 Substitution of Obstacles.

1. When one or more of the original obstacles is sufficiently damaged to become unusable while a class is in progress and no duplicate is available, a Competition Committee must substitute obstacle(s) which approximate as nearly as possible the original obstacle(s).

JP128 Measuring Courses.

1. Measurement. Accurate measurement of courses is essential. Courses must be measured with a measuring wheel similar to those used by public utilities, by a measuring tape, or by computer or planimeter with the course laid out on an accurate scale drawing of the ring.

2. All courses must be measured as described in .1 above at competitions offering over \$2,500 in the Jumper Division. The judge should assure that the course has in fact been properly measured and the time allowed calculated according to the speed listed in the prize list.

JP129 Speed, Time Allowed, Time Limit, and Optimum Time.

1. Calculation. The Time Allowed to complete the course should be calculated from an actual measurement of the course's length for all rounds and jump-offs. However, if the number of turns on the course or the size of the ring suggests that the calculated Time Allowed may prove unfair in practice, speed may be adjusted prior to the start of the competition.

2. Speed. The Time Allowed is based on a minimum speed of 350 meters per minute (382 yards per minute) 328 m/m (360 yd/min) for Pony Jumpers, or in very small or indoor arenas). If a speed other than 350 m/m (382 yards per minute) is to be used, it must be printed in the prize list.

3. Reference Times. The Time Allowed must be announced and posted prior to the start of the class. After the first competitor has completed his round, the Time Allowed and the competitor's time should be announced. In cases where an electronic read out board is not visible to riders in the in-gate area, the reference times for the first three riders should be announced.

4. Adjustment of the Time Allowed. The Time Allowed may be adjusted at the sole discretion of the Judge(s), if they feel it is inaccurate, but only after consultation with the course designer. However, the time allowed may only be adjusted once during the early rounds of a given competition, never later than after the third competitor to complete the course without a disobedience. The time allowed can never be lowered so that time faults will be awarded to any previous competitor that has completed the course without a disobedience.

5. Time Limit. The 'Time Limit' is defined as double the Time Allowed.

6. Optimum Time. For classes scored under Table IV the optimum time is defined as 4 seconds less than the Time Allowed.

JP130 Posting and Walking Courses.

1. Time for Posting. Courses must be posted at least one-half (1/2) hour before the scheduled time of the class. Classes may not be started prior to that time without permission of all exhibitors.

2. Course Plan. The plan or diagram of the course, including the Speed, Time Allowed, length of course, start and finish, and jump-off course, must show the obstacles which must be jumped with the order indicated by number. Apart from this, unless designated by the course designer by the use of a solid line between obstacles on the course plan, the rider is not bound to follow a compulsory track. An arrow is used to indicate the direction in which each obstacle must be jumped. Closed combinations and option fences must be clearly marked.

3. Walking the Course. A competitor cannot enter the arena until course and judge are ready. However, riders may be permitted to inspect the course on foot prior to commencement of the class at management's discretion.

JP131 Judge(s) Inspection of Courses.

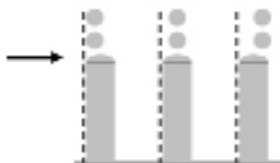
1. The judge(s) should inspect each course after it has been set, check any obstacle that has to be reset and call the Competition Management's attention to any errors that would result in unfair or inappropriate courses. The judge should also assure that the course has been properly set according to the height indicated in the prize list, and that it has been measured and the Time Allowed calculated properly.
2. At Licensed Competitions when no licensed course designer is present, stated dimensions of height and width indicated in the prize list may be altered, according to all provisions of JP120, only when requested by the judge.

JP132 Jump-Off Courses.

1. Obstacles. Jump-offs are held over obstacles from the original course that may include obstacles not included in the initial round. In a jump-off, any sequence of obstacles in either direction may be employed. Obstacles may be raised, lowered, broadened or narrowed. In Table II Sec. 2(b) classes, it is recommended that course designers incorporate at least two new obstacles set at jump-off height.
2. Number. Courses may be shortened after the first round and must be shortened if there is more than one jump-off. (Exception: Six Bar classes.) The jump-off course may not be shortened to less than six **jumping** efforts and must include at least one vertical and one spread obstacle. Exceptions:
 - a. Puissance classes.
 - b. **Table 2.IIc (see JP145.3c) BOD 1/18/09 Effective 12/1/09**

SUBCHAPTER JP-6 SCORING**JP133 General.**

1. Jumpers are scored on penalties incurred between the starting line and finish line. A competitor, after receiving the signal to begin his/her round, is not being scored until crossing the starting line in the proper manner. Exceptions: JP134.1.d and JP143.8.; **Also penalties for late falling rails:**
 - a. **after crossing the finish line but before leaving the ring, and**
 - b. **before the tone sounds for the start of the next round.**
2. Penalty faults include disobediences, falls, knockdowns, touches and time penalties. **No more than one penalty may be scored at each attempt. BOD 1/18/09 Effective 12/1/09**
3. Verticals. When an obstacle is composed of several elements in the same vertical plane, a fault at the top element is the only one penalized.
4. Spreads. When an obstacle to be taken in one effort is composed of several elements not in the same vertical plane (i.e., oxer, triple bar, etc.) faults at more than one element are penalized only once. Judges must pay attention when a rail is placed over or slightly behind a standing element. This could result in confusion in scoring and exactly how it will be scored must be determined by the judge(s) before the class begins.



5. Combinations. In combinations, the faults committed at each obstacle are scored separately. In case of refusal or run-out at one element of a combination (and upon the judge's signal that the obstacle has been reset, if necessary), the competitor must re-jump the entire combination. (Exception: Closed obstacles).
6. Broken Equipment. In cases of broken equipment or loss of shoe, the rider must continue if he wishes to avoid penalty, or may retire.

7. **Setting a Standard.** After the first round of the first class in any section, management or the judges may order a competitor from the ring when it becomes evident that their performance prohibits them from being in the ribbons.

8. **Courtesy Fence.** An eliminated competitor has the right to make one attempt to jump an additional single obstacle, which the judges(s) may designate, but may not continue thereafter. (Exception: The right to attempt an additional obstacle does not apply to Fault and Out classes or in the case of the fall of the horse or rider.)

9. **Exiting the Arena.** Any competitor who does not leave the ring promptly at the end of the round or after being eliminated is liable for a fine of up to \$100 payable to The Federation, and may be disqualified from future classes during the competition at the discretion of the judge(s). Any competitor at the end of his/her round who does not leave the arena through the designated gate(s) (e.g. jumping out of the arena), is eliminated.

10. **Outside Assistance.** Riders receiving physical assistance from outside the ring (i.e., lunge whips, etc.) while on course will be eliminated. (Note: This does not apply to riders between rounds in Table II Sec. 2(b) or Table IV Sec. 2(b) competitions provided the rider begins his jump-off within the limits of JP134.)

11. **Jumping Obstacles Not Part of the Course.** Under penalty of elimination and possible fine (not to exceed \$250 made payable to the Federation), any obstacle in the arena which requires a jumping effort, whether flagged or not, may not be jumped by a competitor at any time while in the arena except as it may constitute a part of the current competition. Exception: Natural obstacles, which are not numbered and flagged, may be jumped unless specifically crossed off in the field or noted as crossed off on the course plan by the course designer, after consultation with the judge(s). [Questionable items in arena that will be scored may need to be pre-determined by the judges and so noted and announced prior to start of class.]

12. **Obstacle Not Properly Set.** If a competitor jumps an obstacle that has not been reset, or has been reset improperly, due to it being downed by a previous competitor, the weather, or some other factor, the competitor receives no penalty. However, if the competitor knocks down the obstacle he will be penalized accordingly.

13. **Competed.** A competitor is considered to have competed only after he has entered the ring, and received the signal to start.

a. Competitors who are unable to complete the first round of a competition have no right to any prize, with the exception of Fault & Out, Gamblers Choice or other classes with special rules with requirements as to the finish.

14. **Failing to Complete.** A competitor failing to complete a particular round shall have the reason recorded on the judge's card as follows:

a. Withdrew (WD), or did not start (DNS) indicates that the competitor failed to enter the arena within one minute of being called. The time for entering the ring must be enforced by management. To prevent unfairness to an exhibitor, management may extend the time for entering the ring.

b. Retired (RT) indicated that the competitor voluntarily retired prior to completing their round.

c. Eliminated (E or EL) indicates that during their round the competitor was eliminated by the judge for any of the various reasons indicated in these rules.

15. **Points Not Covered in Rules.** Judges have the authority to make decisions on any point not covered in the rules applying to class procedure, scoring, and conduct affecting a class under their jurisdiction.

JP134 The Competition Round.

1. **Starting and Finishing.** In order to receive a score other than "Withdrew (Did Not Start)," "Retired," or "Eliminated":

a. The horse must cross the start line between the markers in the proper direction with the rider mounted. Passing through the starting markers in the improper direction before starting, does not incur penalty. Competition Management and/or the judge(s) may permit or disallow a rider to lead a horse into the ring prior to mounting.

b. The horse must cross the finish line between the markers in the proper direction and with the rider mounted. (Exception: Fault and Out or other classes with special rules regarding the finish)

c. The horse must jump all of the required fences between the start and finish markers.

- d. The horse must not resist for 45 consecutive seconds or take more than 45 seconds to jump the first obstacle after the time of the round has begun or take more than 45 seconds to jump the next obstacle on course.
 - e. The horse must not be eliminated for other prohibited actions that might occur while the horse is in the competition arena. (Exception: Fault and Out classes.)
2. Entering the Arena. Failure to enter the ring within one minute of being called incurs elimination. The time limit for entering the ring must be enforced by management. To prevent unfairness to an exhibitor, management may extend the time limit for entering the ring.
 3. Time to Start. A competitor will have 45 seconds from the time the judge(s) sound an audible signal to cross between the start markers in the proper direction and start on course. If a competitor does not cross through the start line within the allotted time, the time on course will start when the allotted time expires. A count-down clock visible to the rider must be in use for any class offering \$5,000 or more in prize money. In classes (or phases of a class) where time is not being recorded, competitors will have 45 seconds to cross the start line, or be eliminated.
 4. Use of Audible Signal. An audible signal (bell, horn, whistle, gong or buzzer) is sounded for the following purposes:
 - a. to give the signal to start;
 - b. to stop a competitor in the event of an unforeseen incident (which also designates a time-out);
 - c. to interrupt the 45-second period which a rider has to begin the course in the event of an unforeseen incident;
 - d. to indicate that an obstacle has to be reset before being retaken after it has been knocked down during a refusal (designating a time-out);
 - e. to give the signal for a competitor to continue his round after an interruption, also designating time in; (Note: It is the rider's responsibility to be ready to continue on the course when signal is given)
 - f. to indicate by repeated and prolonged ringing that the competitor has been eliminated; and
 - g. to indicate that the rider should not proceed to the jump-off round in a Table II Sec. 2. (c) class, or a Table IV(c) class.

JP135 Timing.

1. Starting & Stopping. Time is taken from the instant the horse's chest reaches the start line, or upon the expiration of 45 seconds following the sounding of the audible tone, until it reaches the finish line. The Judges have the right to interrupt the 45-second countdown if unforeseen circumstances occur **and, if the welfare of the horse is involved, temporarily excuse the competitor, allowing him to return at a later period in the class.** Disobediences, falls, etc., occurring between the signal to start and the moment the competitor crosses the starting line in the correct direction, are not penalized. *BOD 1/18/09 Effective 12/1/09*
2. Time Out. If as a result of a disobedience a competitor knocks down or dislodges an obstacle or a flag marking the limits of an obstacle, the clock is stopped immediately and remains stopped while the obstacle or flag marking the limits of an obstacle is rebuilt. Regardless of which fence on the course this occurs at, a penalty of four seconds will be added to the time the horse takes to complete the course.
3. Time Out at Combinations. If a competitor knocks down or dislodges one of the parts of a combination or a flag marking the limits of an obstacle and then refuses or runs out at the next part without knocking it down, the clock is stopped as for a knockdown resulting from a disobedience. Regardless of which fence on the course this occurs at, and for each time it occurs on the course, a penalty of four seconds will be added to the time the horse takes to complete the course. Elements knocked down preventing a horse from jumping the next obstacle must be removed, even if time must be taken out for this purpose.
4. On Course. After the signal to start has sounded, a competitor must pass through the start markers in the proper direction to be considered on course. (See JP134.1)
5. Time Faults. One (1) time fault will be charged for each commenced second by which the time allowed is exceeded in any class for which time is a factor in scoring.
6. Exceeding the Time Limit. Any competitor whose time including penalty seconds which might have been assessed for time-out(s), as described under 2 and 3 above, exceeds the Time Limit is eliminated. The 'Time Limit' is defined as double the Time Allowed.

7. Option Fences. At any obstacle marked as an option on the course plan, in the event of a disobedience at one portion, the competitor has the right to attempt either portion in his following attempt. However, in the case of a displacement of any part of the obstacle, the tone must be sounded and all portions must be reset prior to the continuation of the round.

8. During rounds where time is a deciding factor, a re-jump of the entire course may only be considered as an option if there is no automatic or manual time due to very exceptional circumstances. In these cases a competitor may elect not to re-jump the course and instead be placed after competitors with equal faults. If a re-jump does take place, the original score will be void.

JP136 Disobediences.

1. Refusal. Stopping in front of an obstacle to be jumped, whether or not the horse knocks it down or displaces it, is penalized as a disobedience. Stopping at an obstacle without knocking it down and without backing, followed immediately by jumping from a standstill, is not penalized. However, if the halt continues, or if the horse backs even a single step or circles to retake the course, a refusal is incurred.

2. Run-out. Evading or passing the obstacle to be jumped or the finish line or jumping an obstacle outside its limiting markers is penalized as a disobedience.

3. Resuming the Course. After a run-out or refusal the competitor must, before proceeding on course, re-jump the obstacle at which the disobedience occurred or be eliminated. If the flag, standard, wing, or obstacle has not been reset when the competitor is ready to jump, he must await the signal to start or be eliminated. (For Option Fences, see JP135.7)

4. Loss of Forward Movement. Halting or stepping backward after crossing the start line, (unless due to a refusal, run-out or an order from a judge due to unforeseen circumstances such as a fence being blown down), will be penalized as a disobedience. Loss of forward movement on banks will not be scored as a disobedience unless the horse takes a step backwards.

5. Circling. Any form of circle or circles whereby the horse crosses its original track between two consecutive obstacles (start and finish included), or stops advancing toward or turns at least 180 degrees away from the next fence, or finish line, except to retake an obstacle after a disobedience, is considered a disobedience. This is a judgment call. (NOTE: Coming sideways or zigzagging toward an obstacle does not constitute a disobedience unless the horse passes or turns its back to the next obstacle or the finish line).

JP137 Falls.

1. The first fall of horse or rider results in elimination, except in classes in which special rules apply. (Fault and Out, Top Score, etc.)

2. A rider is considered to have fallen when he is separated from his horse, which has not fallen, in such a way as to necessitate remounting or vaulting into the saddle.

3. A horse is considered to have fallen when the shoulder and haunch on the same side have touched the ground or an obstacle and the ground.

4. A courtesy fence is not permitted following the fall of the horse or rider.

JP138 Knockdowns.

1. Definition. An obstacle is considered knocked down when in jumping an obstacle, a horse or rider, by contact:

a. changes any part thereof which establishes the height of the obstacle or the height of any element of a spread obstacle, even when the falling part is arrested in its fall by some other portion of the obstacle; or

b. moves any part thereof which establishes the height of the obstacle so that it rests on a different support from the one on which it was originally placed.

2. Special Circumstances. Should a pole resting in a cup come to rest on the lip of the cup, or on a bracket which is an integral part of the cup, it is not considered a knockdown. Narrowing the width of a spread obstacle without altering the height of any elements as defined above is not considered a knockdown. If, while in the process of being jumped, the top element is struck in such a fashion that it changes the height of the jump, with both ends remaining in the cups and nothing else supporting the top element, it is scored as no faults.

JP139 Touches.

Touches are scored as outlined in Table I. (See JP144)

JP140 Off Course.

A competitor is considered off course when he deviates from the course as shown by the diagram and jumps an obstacle prior to rectifying the deviation.

JP141 Breaking Ties.

1. Competitors who withdraw, retire or are eliminated from a Jump-off:
 - a. A competitor who is eliminated in a jump-off will be tied with a competitor who retires and will be placed last of the competitors who have completed that jump-off.
 - b. A competitor who withdraws (does not participate) from a jump-off must always be placed after a competitor(s) eliminated or who retires while on the course.
2. Even if only one competitor is willing to participate in the jump-off he is required to enter the arena and receive the signal to start in order to earn top placement.
3. **Withdrawing From a Jump-Off.** If a competitor wishes not to take part in a jump-off he must ask permission from the judge(s). If permission is granted he will be placed last of those still qualified (on the result of the previous round).
 - a. If before a deciding jump-off, two or more competitors decline to take part in the jump-off, the judge(s) will decide whether this request can be accepted or must be rejected. If the judge(s) accepts the request, the competition management will award the trophy by lot and the prize money for the vacant places will be added together and shared equally between the competitors. If the judge's instructions to continue are not followed by competitors, no trophy will be awarded and the competitors will each receive only the prize money and the placing of the lowest place for which they would have jumped off.
4. Except in Fault and Out classes, when two or more horses incur the penalty of elimination during a jump-off, they remain tied regardless of the cause of elimination or the point at which the penalty was incurred. A competitor who does not take part in a jump-off must always be placed behind a competitor who has been eliminated in the same jump-off.
5. **Same Ownership.** Whenever tied horses are under one ownership or management, the competitor may designate the order of placement.
6. Competitors who are tied for first place after the initial round(s) will jump off. Any competitors that compete in the jump off and are still tied for any placing (i.e. 1st, 2nd, 3rd, etc.) shall remain tied unless otherwise stated in the prize list. Prize money and Championship points shall be combined and divided equally among the tied competitors.
7. Competitors who are tied for other than first place in all Jumper sections may either remain tied, the prize money being divided equally among them, or be placed according to the time taken to complete the course. The method of breaking ties must be stated in the prize list and on the judge(s)' cards. If the competitors remain tied, riders must toss a coin for the ribbons, unless management chooses to provide additional ribbons. If points are awarded, points should be added and divided equally among the competitors. A judge or steward must conduct the breaking of ties when they are to be determined by the tossing of a coin.
8. In Junior Jumper classes, when at least 50% of the jumps have been raised to the maximum height and spread and a tie for first place has not been broken after the competitors have jumped the course at this height, the contenders are declared tied. In Puissance and Six Bar classes if competitors remain tied after the second attempt to clear a particular height, they remain tied and are placed equal first.

JP142 Violations.

1. **Course Requirements.** In cases in which Federation course requirements have not been met and the violation has not been observed and corrected prior to the first competitor's performance, the class must be completed without altering the course, and the result stands for purposes of the Competition Championship. (Federation stewards are required to specify all such classes in their steward's reports, having first verified the violation and apprised the competition secretary of it.)
2. **Scoring Irregularities.** Rules violations, such as judges' or time-keepers' incorrect application of class conditions, etc., should immediately be reviewed by a committee consisting of the judges, Federation steward, a representative of the competition committee and the

exhibitors directly concerned, and every effort should be made to find a mutually satisfactory solution. Only when such efforts have failed should a protest or charge be lodged.

3. Use of Videotape. Judge(s) may, at their discretion, view videotape of all or part of a class in order to verify decisions involving scoring. Upon review of such videotapes, provided it is within 24 hours of the completion of the class, such judge(s) may make corrections to the placing of the event.

SUBCHAPTER JP-7 JUMPING FAULTS AND SCORING TABLES.

JP143 Table of Jumping Faults.

1. Knockdown:	4 Faults
a. Of obstacle or standard with any portion of horse, rider or equipment, when jumping that obstacle,	
b. one or more feet in the water or on the lath, when the lath is being judged.	
c. or knockdown of rail placed over a water obstacle.	
<i>BOD 1/18/09 Effective 12/1/09</i>	
2. Knockdown of automatic timing equipment, other designated markers on start and finish lines	4 Faults
3. First disobedience anywhere on course	4 Faults
4. Second cumulative disobedience anywhere on course (Exception: classes designated for horses five years of age and under where penalty is 4 faults)	Elimination
5. Third cumulative disobedience anywhere on course in classes designated for horses five years of age and under	Elimination
6. Exceeding Time Allowed (for each commenced second over the Time Allowed)	1 Fault
7. A horse resisting for 45 consecutive seconds	Elimination
8. Taking more than 45 seconds to jump the first obstacle after the time of the round has begun	Elimination
9. Taking more than 45 seconds to jump the next obstacle on course	Elimination

[For all competitions conducted under FEI scoring, time faults will be assessed at the rate of 1 fault for each commenced four (4) seconds over the Time Allowed for all rounds except final jump-offs. Jump-offs will continue to be assessed at 1 fault per commenced second]

10. Fall of horse and/or rider (except Fault and Out Classes and other classes Elimination with special rules)	
11. Jumping an obstacle before it is reset, or without waiting for signal to proceed	Elimination
12. Starting before judge's signal to proceed	Elimination
13. Jumping an obstacle before crossing start line unless said obstacle is designated as a practice obstacle or after crossing the finish line, whether forming part of the course or not	Elimination
14. Off course	Elimination
15. Leaving the enclosure of a closed obstacle incorrectly	Elimination
16. Rider and/or horse leaving the arena before finishing the course <i>(Exception: JP135.1) BOD 1/18/09 Effective 12/1/09</i>	
a. (Penalized at any time the horse is in the ring)	Elimination
17. Any competitor at the end of his/her round who does not leave the arena through the designed gate (e.g. jumping out of the arena)	Elimination
18. Actions against a horse deemed excessive (For example: excessive use of whip or spurs at any time within the arena.)	Elimination
19. Exceeding the Time Limit	Elimination

JP144 TABLE I—Touch Classes.

1. General: The first class in any Table 1 section must be scored under Table 1(d). In the first round under this table, time is not scored or applied, except as noted in JP143.8.
2. Table 1(a) - In the first round time is not scored or applied, except as noted in JP143.8. Faults and eliminations are scored as noted in JP144.6 below. In case of equality of faults in the first round, there is a jump-off for first place only. Touches do not count in the jump-off, faults and penalties count per JP143, and the time taken to complete the course decides between any competitors with clean rounds or equal faults.
3. Table 1(b) is run using a second method for the jump-off: If a competitor has gone clean in the first round, he remains in the ring and upon an audible signal, commences the jump-off course as delineated in JP145 Table II Sec 2(b). If there are no initial clean rounds and a tie exists for first place, a jump-off is held.
4. Table 1(c) employs a third method for the jump-off: If a competitor has gone clean in the first round, he commences the jump-off course immediately upon crossing the finish line as delineated in JP145 Table II Sec 2(c). If there are no initial clean rounds and a tie exists for first place, a jump-off is held.
5. Table 1(d) -- This is the traditional Table 1 class. Scored only on jumping faults. Time does not apply for any purpose except as noted in JP143.8. In the event of equality of faults for first place, successive jump-offs will be held.
6. Penalties for the touch rounds of Table I classes:
 - a. Touch of obstacle or ground line with any portion of horse's body behind 1/2 Fault stifle
 - b. Touch of obstacle or ground line with any portion of horse's body in front 1 Fault of stifle, or with any part of rider or equipment
 - c. Touch of standard or wing in jumping obstacle with any part of horse, rider or equipment 1 Fault
 - d. Touch of flag, automatic timing equipment or other designated markers on start or finish lines, or flags standing alone marking the limits of banks, ditches and water jumps, with any part of horse, rider or equipment during the round. Note: At a brush obstacle, touching the brush alone without touching the framework, standards or pole, is not scored. 1 Fault

JP145 TABLE II—Classes scored on Faults and Time.

1. Clear Round (Table II) - The first round is decided by adding together the faults incurred over the course and any penalties for exceeding the Time Allowed. Horses with clean rounds or equal faults remain equal.
2. Time First Round (Table II, Sec. 1)—The first round is decided by adding together the faults incurred over the course and any penalties for exceeding the Time Allowed. Horses with clean rounds or equal faults are classified according to their time taken to complete the course. (Note: it is recommended that Table II Sec. 1 be conducted over a Table II course rather than a Table III course.)
3. Time first jump-off
 - a. Table II, Sec. 2 (a)—The first round and first jump-off, if any, are decided by adding together the faults incurred over the course and any penalties for exceeding the Time Allowed. In the event of equality of faults after the first round, there will be one jump-off for first place only in which time will decide in the event of equality of faults.
 - b. Table II, Sec. 2 (b)—The first round and first jump-off, if any, are decided by adding together the faults incurred over the course and any penalties for exceeding the Time Allowed. If a competitor has gone clean in the first round, the competitor will, without leaving the ring, upon an audible signal, commence the designated jump-off course. A competitor with a clear round may dismount, and with assistance if necessary, adjust tack and/or equipment; however, upon the audible signal to begin his/her round, the competitor is responsible for adhering to the 45 seconds rule as per JP134.3. A competitor who leaves the arena after a clear round (before or after the tone) will be considered to have retired from the jump-off. If there are no clean rounds and a tie exists for first place, there will be one jump-off in which time will decide in the event of equality of faults. It is recommended that no more than ten numbered obstacles be included in the first round when the class is scored under this table.

- c. Table II, Sec. 2 (a/b)—At management’s discretion, each exhibitor may have the option of taking part in the jump-off at the completion of their round as in 2(b), or after all exhibitors have completed their first round
- d. Table II, Sec. 2 (c)—Two Phase Competitions - The first phase to consist of 8 to 10 jumping efforts and the second phase (immediate jump-off) of 5 to 7 jumping efforts. Scores are decided by adding together the faults incurred over the course and any penalties for exceeding the Time Allowed if any. If a competitor has gone clean in the first round, he will, upon crossing the finish line, commence the designated jump-off course. Time starts as the horse crosses the finish line for the initial course. If there are no clean rounds and a tie exists for first place, there will be one jump-off, in which time will decide in the event of equality of faults. The use of a Time Allowed is optional in the first round. The Time Allowed in the first round may be taken by electronic or manual means. *BOD 1/18/09 Effective 12/1/09*
- e. Table II Sec.2(d)—Time first jump-off with designated number of competitors to jump-off. The first round is decided by adding together the faults incurred over the course and any penalties for exceeding the Time Allowed, if any. Following the first round a pre-determined number of competitors based on faults and time (from 6 to 16 but in no case more than the number of places to be awarded, the exact number to be indicated in the prize list), will compete in one timed jump-off round in which time will decide in the event of equality of total faults from both rounds. The order of go for the jump-off round will be reverse order of scores (faults and time) from the first round. Adjustment of this order, in the case of one rider qualifying multiple horses, may be allowed at management’s discretion.
4. Time Second Jump-off (Table II, Sec. 3)—The first round, first jump-off and second jump-off, if any, are decided by adding together the faults incurred over the course and any penalties for exceeding the Time Allowed. In the event of equality of faults after the first round and first jump-off, if any, there will be a second jump-off for first place only in which time will decide in the event of equality of faults.
5. Fault and Out (Table II, Sec. 4)—These competitions are timed and take place over medium sized single obstacles (combinations are not permitted). The competitor’s round finishes with the first fault incurred under Table II. Points are awarded instead of faults, two points being awarded for each obstacle jumped cleanly and one point for the obstacle knocked down. The winner is the competitor who scores the greatest number of points. Time will decide in the event of equality of points.
- If the fixed time is reached at the moment when the horse is already taking off, this obstacle counts whether it is knocked down or not. If a fall or disobedience occurs after landing, the horse is scored as though the fault had occurred at the next obstacle. When the penalty of elimination is incurred, the rider is credited with obstacles cleared.
 - When an obstacle is knocked down or the Time Allowed, if there is one, has been reached, a signal is sounded. The competitor must then jump the next obstacle and the clock is stopped at the moment the horse’s forefeet touch the ground. No points are scored for obstacles jumped after the signal has been sounded.
 - When a fault constitutes a disobedience or fall, or when the rider is eliminated or does not jump the obstacle at which the clock should have been stopped, the signal is sounded, and the competitor is placed last of those gaining an equal number of points.
 - Fault and Out classes can be conducted in one of two ways; which must be designated on the course plan as either:
 - Once Around, in which case the maximum number of obstacles to be jumped is fixed, and the clock is stopped when the competitor crosses the finish line, or
 - With a Fixed Time Allowed which must not be set at less than 50 seconds, nor more than 60 seconds. If the competitor has jumped all the obstacles before the expiration of the Time Allowed, he starts around the course again but is not required to go back through the start markers.

JP146 TABLE II—Classes scored on Faults Only.

Time does not apply for any purpose except as provided for in JP143.7 through JP143.9 of the Table of Faults.

- Knock Down and Out (Table II, Sec. 5) The winner to be the competitor clearing the most obstacles without a fault.

2. Puissance (Table II, Sec. 6). The initial round will comprise from 4 to 6 single obstacles of which at least one must be a vertical obstacle. The first obstacle must be at least 1.40 m (4' 7") in height, two obstacles from 1.60 m (5' 3") to 1.70 m (5' 6") and one wall or vertical obstacle, which may vary from 1.70 m (5' 6") to 1.80 m (5' 9") in height. All combination obstacles, water jumps, ditches and natural obstacles are forbidden. It is permissible to use a wall with a sloping face on the take-off side (maximum slope of 30 cm (12") offset at the base).

a. A vertical obstacle instead of a wall may be used, in which case, planks with a pole on top may be used as a substitute.

b. In the event of equality for first place, there must be successive jump-offs over two obstacles, which must be a wall or a vertical obstacle and a spread obstacle.

c. In the jump-offs, both obstacles must be increased regularly in height and the spread obstacle also in spread. The vertical obstacle or wall may be increased in height only if competitors equal for first place have not been penalized in the preceding round.

d. **If, at the end of the third jump-off, there is no single winner, the Ground Jury may stop the competition at its discretion. After the fourth jump-off, the Ground Jury MUST stop the competition. The competitors left in the competition will be placed equal first.**

BOD 1/18/09 Effective 12/1/09

3. Six Bars (Table II, Sec. 7) This is a test of power and skill outside the category of doubles, trebles or multiples. Six obstacles are placed in a straight line with a distance of approximately 11 m (36') between each of them.

a. If the size of the arena or other conditions warrant it, the number of obstacles may be reduced to five.

b. The obstacles are of identical construction and type.

c. At the choice of management, the obstacles may be either: a) all the same height, such as 1.20m (4'0") or b) at progressive heights.

d. If the competitor knocks down any of the obstacles, he does not stop but must continue the course. If the horse refuses or runs out, the rider must resume the course at the obstacle at which the fault occurred and is permitted to make his approach from outside the space between the two obstacles, thus jumping the fence at an angle.

e. Only those without fault in the preceding round are entitled to take part in the next round. If there are not sufficient clean rounds for the placement, ties are broken as provided in JP141.6.

f. **If, at the end of the third jump-off, there is no single winner, the Ground Jury may stop the competition at its discretion. After the fourth jump-off, the Ground Jury MUST stop the competition. The competitors left in the competition will be placed equal first.**

BOD 1/18/09 Effective 12/1/09

JP147 TABLE III—Faults Converted Into Seconds.

1. Faults incurred when jumping an obstacle, for knocking down a boundary flag, for putting one or more feet in the water or on the marking lath are penalized by adding four seconds for each occurrence.

2. A Time Limit of 120 seconds will be automatically applied. (180 seconds for courses over 600m.) Seconds added due to jumping faults do not count towards the 120 or 180 second time limit determination.

3. The first disobedience is penalized automatically by the extra time taken. Causes of elimination in Table of Jumping Faults JP143.4 through .19 apply.

JP148 TABLE IV—Optimum Time Classes.

Classes are scored on Faults under Table II, however, all ties are broken on the basis of Optimum Time.

1. Optimum Time in First Round (Table IV Sec. 1)—The first round is decided by adding together the faults incurred over the course and any penalties for exceeding the Time Allowed. In the case of equality of faults, ties will be broken on the following basis: an "Optimum Time" (defined as 4 seconds less than the Time Allowed for the course) will be posted on the course plan; the horse with the time on course closest to this Optimum Time (over or under) will prevail in the tie, next closest next, etc.

2. Optimum Time in First Jump-Off

a. Table IV Sec. 2 (a)—The first round and first jump-off are decided by adding together the faults incurred over the course and any penalties for exceeding the Time

Allowed. In case of equality of faults, ties will be broken on the following basis: an "Optimum Time" (defined as 4 seconds less than the Time Allowed for the course) will be posted on the course plan; the horse with the time on course closest to this Optimum Time (over or under) will prevail in the tie, next closest next, etc.

b. Table IV Sec. 2 (b)—The first round and first jump-off are decided by adding together the faults incurred over the course and any penalties for exceeding the Time Allowed. If a competitor has gone clean in the first round, the competitor will, without leaving the ring, upon an audible signal, commence the designated jump-off course. In the case of equality of faults in the jump-off, ties will be broken on the following basis: an "Optimum Time" (defined as 4 seconds less than the Time Allowed for the course) will be posted on the course plan; the horse with the time on course closest to this Optimum Time (over or under) will prevail in the tie, next closest next, etc. If there are no clear rounds, a jump-off, scored as described above, will take place among those tied for first place.

c. Table IV Sec. 2 (c)—The first round and first jump-off are decided by adding together the faults incurred over the course and any penalties for exceeding the Time Allowed if any [Note: The use of a time allowed is optional in the initial round.]. If a competitor has gone clean in the first round, he will, upon crossing the finish line, commence the designated jump-off, with time starting as the horse crosses the finish line for the initial course. In the case of equality of faults in the jump-off, ties will be broken on the following basis: an "Optimum Time" (defined as 4 seconds less than the Time Allowed for the course) will be posted on the course plan; the horse with the time on course closest to this Optimum Time (over or under) will prevail in the tie, next closest next, etc. If there are no clear rounds, a jump-off, scored as described above, will take place among those tied for first place.

JP149 Special Classes.

1. Top Score/Gambler's Choice Competition (FEI Rules for Jumping Art. 270)
 - a. In this competition, a certain number of obstacles are set up in the arena. Each obstacle carries from 10 to 120 points according to its difficulty. Combination obstacles are not allowed. The obstacles must be built so that they can be jumped in both directions.
 - b. The points allocated to the obstacles may be repeated at the discretion of the Course Designer. If it is not possible to place 12 obstacles in the arena, it is up to him to delete the obstacles he wishes.
 - c. The competitor is credited with the number of points carried by each obstacle that he has jumped correctly. No points are awarded for an obstacle knocked down.
 - d. Each competitor has 45 (minimum) to 90 seconds (maximum). During this time, he may jump all the obstacles he wishes in any order and in any direction. He may cross the starting line in either direction. The starting line must be provided with four flags; a red and a white flag at each end of the line.
 - e. Ringing the bell declares the end of the round. The competitor must then cross the finishing line in one direction or the other to allow his time to be recorded. If he does not cross the finishing line, he is placed last of the competitors with the same number of points. The finishing line must be provided with four flags; a red and a white flag at each end of the line.
 - f. If the fixed time is reached at the moment when the horse is already taking off (front hooves off the ground), this obstacle counts if it is correctly jumped.
 - g. Any obstacle knocked down during a round will not be rebuilt; if it is jumped again, no points will be credited to the competitor. The same applies for knocking down an obstacle in disobedience or for displacing a lower part positioned in the same vertical plane. In the case of a disobedience without a knock-down, the competitor may jump that obstacle or continue to the next obstacle.
 - h. Each obstacle may be jumped twice. The act, voluntarily or not, of jumping an obstacle for the third time or of passing between the flags of an obstacle for the third time or of passing between the flags of an obstacle already knocked down does not incur elimination. However, the competitor does not score the points allotted to this obstacle.
 - i. All disobediences are penalized by the time lost by the competitor. The competitor must stop after a fall. Nevertheless he is placed according to the points obtained up to the moment of his fall disregarding the time.

- j. The competitor who has obtained the highest number of points will be declared the winner. In the event of equality of points, the fastest time taken between the starting line and the finishing line will decide. In the event of equality of points and time for first place, there will be a jump-off according to the same formula with a fixed time of 40 seconds.
- k. An obstacle may be provided in the course duly marked by flags and titled "Joker". The Joker may be jumped twice; 200 points are awarded each time this obstacle is jumped correctly, but if it is knocked down, 200 points must be deducted from the total points obtained so far by the competitor.
- l. If by ringing the bell, a joker is required to be jumped within twenty seconds after the fixed time has expired and after the competitor has crossed the finishing line, only one attempt is allowed.
2. Take Your Own Line. This competition takes place over a course of about ten obstacles scored under Table 2 or 3 as stated in the prize list. After crossing the start line, the competitor must jump each obstacle in either direction, in any order and cross the finish line.
- a. If a competitor incurs a refusal, he may proceed to another obstacle. However, if the standard or flag is knocked down or displaced, the judge gives an audible signal, the clock is stopped and four seconds added. The competitor then must return to position from which, in the opinion of the judge, he may re-jump the obstacle dislodged. Upon signal to proceed, the competitor may continue his round, re-attempting the obstacle refused or any other obstacle on the course not previously jumped.
- b. A first refusal is penalized only by time. The second refusal incurs elimination. (Exception, see JP143.4 and .5)
3. High Jump. Conducted over a single obstacle, starting at approximately 4'6" or 5'. A double set of wings or their equivalent must be used.
- a. Each competitor is allowed three attempts to clear a particular height and receives three points for clearing it at the first attempt, two for the second and one for the third. Points are cumulative from start to finish of class. Failure on the third attempt eliminates.
- b. Winner is the competitor clearing the greatest height, or an equal height with a greater number of points.
- c. A practice obstacle, which is not scored, may be jumped before each attempt. If all competitors are brought into the ring before the start of the class and held there during class, a start mark must be established at an appropriate distance from the obstacle.
4. Match Race. This class is run under Table III, faults converted into seconds, with each knockdown and the first refusal penalized by the addition of three (3) seconds. A competitor may ride only one horse. See JP Appendix B for Order of Starting in Qualifying Rounds. The following conditions apply:
- a. Two competitors will compete against each other simultaneously over two identical courses, with each competitor timed separately. Combinations are not allowed. If a particular competitor finds that his opponent has withdrawn from any round, the competitor remaining in the class must complete the round in question alone. If one competitor enters the other competitor's course and as a result interferes with that competitor, the competitor responsible for the interference will be eliminated.
- b. In each round in the case of a first refusal with or without a knock-down the competitor will continue his round without jumping that obstacle or waiting until it has been rebuilt, however 3 seconds will be added to his time. The second refusal will eliminate a competitor. A competitor passing an obstacle without attempting to jump it will be eliminated.
- c. The competitor who has the fastest time will be qualified for the next round and so on until the two finalists meet to decide the winner. Losing competitors in corresponding rounds will be placed equal.
- d. A member of the judge's panel must be stationed at the starting line to give the starting signal.
- e. If there is a dead heat between two competitors, the round must be started again.
5. Rotating Pair Relay. This competition is for teams of two. A horse can only compete once in this class, but a rider may compete on more than one horse. The entire course must be jumped twice in the correct order by either competitor. The competitor who crosses the start line must jump the first obstacle and the competitor who jumps the last obstacle must cross the finish line.

- a. One change is mandatory. Competitors may change over as often as they wish. A change is obligatory whenever a fault is incurred. A fault is indicated by an audible signal at which time the other competitor continues the course from the next obstacle. In the event of a disobedience, the other competitor must first jump the obstacle which has not been jumped by his partner and then continue the course.
 - b. Faults incurred are penalized by adding four seconds for each occurrence to the time of the round. The first two disobediences are penalized only by time, the third disobedience incurs elimination. Should a competitor jump an obstacle before his partner has landed over preceding obstacle, the pair will be eliminated.
 - c. The fastest overall time wins. In case of a tie for first place only, there will be a compulsory jump-off over a shortened course.
6. Other Relays—See the FEI Rules for Jumper Events.

JP150 Classes Offering \$25,000 or more in prize money.

1. Specifications. Once the specifications for a class have been approved by the Federation and printed in the prize list, the class conditions may not be changed. Any alterations made to the specifications listed below **MUST** be noted in the Steward's Report.
2. Officials.
 - a. Course Designer. A Federation Registered ('R') Course Designer must be used. (See Chapter GR10, Subchapter 10-F and GR1205)
 - b. Judges. For classes offering \$25,000 or more in prize money a total of two Federation licensed "R" judges are required, one of whom will act as official timer. The third judge is necessary if an open water jump is used; this can be a "r" judge. In addition, two timers in the field with stop watches are required. A Registered steward or Registered Jumper judge must be appointed to supervise schooling before and during the competition. (Note: A timer technician may also be utilized as per JP106.2; however one of the two 'R' judges must be responsible for the official time recorded for each entry.)
 - c. Schooling Supervision. See JP103.
3. Qualifying Class. If a qualifying class is held for a class offering \$25,000 or more, it must be held under the same schooling and equipment rules.
4. Cross Entries. Management may restrict cross entries if it is so stated in the prize list.
5. Prize Money. Prize money must be distributed as follows: 30% for 1st, 22% for 2nd, 13% for 3rd, 8% for 4th, 6% for 5th, 5% for 6th, 4% for 7th, 3% for 8th and 9th, 2% for 10th, 11th, and 12th place.
6. Entry Fees. Entry fee may not exceed 3% of the prize money. Further, when a Class Nominating Fee or a Starting or Declaration Fee is charged for entry into the class, the Total amount assessed including all entry or other fees (for any entry received by the closing date(s) and time(s) designated in the prize list) may not exceed 3% of the prize money.
7. Tack and Equipment. Only running martingales, used in the conventional manner, are permitted. Standing martingales, draw reins or restricted running martingales are prohibited.
8. Attire. (See GR801.2, JP111.5 and .6)
9. Schooling.
 - a. All horses competing must be on the grounds for the twenty-four hour period prior to the scheduled start of the class.
 - b. In order to compete, horse may not be schooled over off-sets for a twenty-four hour period prior to the scheduled start of the class, or while schooling during the class.
10. Open Classes of \$25,000 or more.
 - a. Classes utilizing a jump-off must be offered and held at the "Regional", the "National" or the "International" Standard. The prize list and the official results must clearly indicate the Standard for any such class. Should a prize list fail to indicate at what Standard the class is to be conducted, the correct information must be posted prominently at the competition office prior to the closing of declarations, and both the Steward's Report and the Official Results must clearly indicate Regional, National or International Standard. Should this requirement not have been met, the competition results shall be recorded as though the class had been conducted at the Regional Standard.
 - b. Riders competing in open jumper classes held at the International Standard offering \$25,000 or more in prize money are not eligible to compete in the highest money class,

in the lowest height section of Amateur Owner Jumpers offered at the same competition where more than one height section is offered for Amateur Owner Jumpers.

BOD 1/18/09 Effective 12/1/09

11. Junior, Amateur/Owner, Amateur, or Young Rider Classes offering \$25,000 or more must be held at a minimum of the Regional Standard.

JP151 FEI Classes and Classes not Covered Under these Rules.

1. Other variations of the classes outlined in Subchapter JP-4 may be offered upon application to and approval of the Jumper Committee. (See JP150 for requirements for all classes offering \$25,000 or more in prize money.)
2. Two or More Phase Competitions. In Two or More Phase Competitions, cumulative scores must be used to determine the winners.
3. FEI Classes. Classes not included in Subchapter JP-7 may be offered such as those specified in the FEI Rules for Jumper Events (Relay, Accumulator, etc.). Any jumper class may also be run in accordance with FEI rules if management so specifies in the prize list. In either case, management must clearly state in the prize list what FEI Jumper Article applies, whether FEI or Federation equipment and/or schooling rules will be in effect and the starting time of enforcement.

SUBCHAPTER JP-8 NATIONAL/INTERNATIONAL CHAMPIONSHIPS

JP152 Championship Qualification.

1. Qualifying for Non-Senior FEI Continental and National Championships. All qualifying criteria must be objective and strive to ensure a fair and level playing field. The goal of the criteria will be to ensure that all riders who qualify under the criteria are capable of competing at the level of difficulty required by the specific championship. All qualifying criteria must be approved by the USEF National Jumper Committee and the USEF Executive Committee and be made publicly available prior to the start of qualifying. If qualifying is based on a time period, the resulting standings of competitors must be made publicly available throughout the qualifying time period. If the Championship will be comprised of teams based geographically by Zone, in addition to the above, the criteria for each Zone must be comparable in level of difficulty and if trials are used, must be evenly dispersed throughout the zone. USEF has the authority to combine individuals to form a team from Zones with an insufficient number of competitors to constitute a team.

a. FEI North American Junior and Young Rider Championships (NAJYRC) Qualifying criteria must be submitted by each jumper or combined hunter/jumper zone 60 days prior to the start of their qualifying period. Unless Jumper or Combined Hunter/Jumper Zone Committees submit their specifications for the following year on or before 30 days following the previous year's Championship, the following specifications will apply:

(1) NAJC - qualifying criteria will automatically be based on Junior Jumper classes held at 1.35 m (4'5") or above as well as Open Jumper Classes offering \$25,000 or more in prize money between November 1 and June 15. Points will be awarded per GR1132.3

(2) NAYRC - qualifying criteria will automatically be based on Junior and Amateur Owner Jumper classes held at 1.35 m (4'5") and above as well as Open Jumper Classes offering \$25,000 or more in prize money between November 1 and June 15. Points will be awarded per GR1132.3.

b. National Junior Jumper Championships. Qualifying criteria for the National Junior Jumper Championships must be submitted in writing to the National Jumper Committee no later than July 15 of the year prior. If no changes are submitted, the qualifying criteria will automatically be based on Junior Jumper classes held at 1.35 m (4'5") or above between September 1 and August 31. Points will be awarded per GR1132.3.

c. Pony Jumper National Championships. Qualifying criteria for the Pony Jumper National Championships must be submitted in writing to the National Jumper Committee no later than May 1 of the year prior to the date of the championship. If no changes are submitted, the qualifying criteria will automatically be based on Pony Jumper classes held at 1.00 m (3'3") or above between June 2 and June 1.

TIME ALLOWED IN SECONDS (AT VARIOUS SPEEDS)

DISTANCE		TIME(SECONDS)						
		NORMAL					JUMP OFF	
Yards	360 yds per min	Yards	Meters	300m (328 yds) per min	325m (355 yds) per min	350m (382 yds) per min	375m (410 yds) per min	400m (457 yds) per min
250	41.6	273	250	50.0	46.1	42.9	40.0	37.5
260	43.3	284	260	52.0	48.1	44.6	41.6	39.0
270	45.0	295	270	54.0	50.0	46.3	43.2	40.5
280	46.6	306	280	56.0	51.8	48.0	44.8	42.0
290	48.3	317	290	58.0	53.7	49.7	46.4	43.5
300	50.0	328	300	60.0	55.5	51.4	48.0	45.0
310	51.6	339	310	62.0	57.4	53.1	49.6	46.5
320	53.3	350	320	64.0	59.2	54.9	51.2	48.0
330	55.0	361	330	66.0	61.1	56.6	52.8	49.5
340	56.6	372	340	68.0	62.9	58.3	54.4	51.0
350	58.3	383	350	70.0	64.8	60.0	56.0	52.5
360	60.0	394	360	72.0	66.6	61.7	57.6	54.0
370	61.6	405	370	74.0	68.5	63.4	59.2	55.5
380	63.3	416	380	76.0	70.3	65.1	60.8	57.0
390	65.0	427	390	78.0	72.2	66.9	62.4	58.5
400	66.6	437	400	80.0	74.0	68.6	64.0	60.0
410	68.3	448	410	82.0	75.9	70.3	65.6	61.5
420	70.0	459	420	84.0	77.7	72.0	67.2	63.0
430	71.6	470	430	86.0	79.6	73.7	68.8	64.5
440	73.3	481	440	88.0	81.4	75.4	70.4	66.0
450	75.0	492	450	90.0	83.3	77.1	72.0	67.5
460	76.6	503	460	92.0	85.1	78.9	73.6	69.0
470	78.3	514	470	94.0	87.0	80.6	75.2	70.5
480	80.0	525	480	96.0	88.8	82.3	76.8	72.0
490	81.6	536	490	98.0	90.7	84.0	78.4	73.5
500	83.3	547	500	100.0	92.5	85.7	80.0	75.0
510	85.0	558	510	102.0	94.4	87.4	81.6	76.5
520	86.6	569	520	104.0	96.2	89.1	83.2	78.0
530	88.3	580	530	106.0	98.1	90.9	84.8	79.5
540	90.0	591	540	108.0	100.0	92.6	86.4	81.0
550	91.6	601	550	110.0	101.8	94.3	88.0	82.5
560	93.3	612	560	112.0	103.7	96.0	89.6	84.0
570	95.0	623	570	114.0	105.5	97.7	91.2	85.5
580	96.6	634	580	116.0	107.4	99.4	92.8	87.0
590	98.3	645	590	118.0	109.2	101.1	94.4	88.5
600	100.0	656	600	120.0	111.1	102.9	96.0	90.0
610	101.6	667	610	122.0	112.9	104.6	97.6	91.5
620	103.3	678	620	124.0	114.8	106.3	99.2	93.0
630	105.0	689	630	126.0	116.6	108.0	100.8	94.5
640	106.6	700	640	128.0	118.5	109.7	102.4	96.0

FOR LESS THAN 10 METER/YARD INTERVALS, SEE BELOW

**TIME ALLOWED
FOR LESS THAN METER/YARD INTERVALS**

360 yds per min	YARDS	328 yds per min	365 yds per min	382 yds per min	400 yds per min	475 yds per min	METERS	300m per min	325m per min	360m per min	375m per min	400m per min
0.2	1	0.2	0.2	0.2	0.2	0.1	1	0.2	0.2	0.2	0.2	0.2
0.4	2	0.4	0.3	0.3	0.3	0.3	2	0.4	0.4	0.3	0.3	0.3
0.5	3	0.5	0.5	0.5	0.4	0.4	3	0.6	0.6	0.5	0.5	0.4
0.7	4	0.7	0.7	0.6	0.6	0.6	4	0.8	0.8	0.7	0.7	0.6
0.8	5	0.9	0.9	0.8	0.7	0.7	5	1.0	0.9	0.8	0.8	0.7
1.0	6	1.1	1.0	0.9	0.9	0.9	6	1.2	1.1	1.0	1.0	1.0
1.2	7	1.3	1.2	1.1	1.0	1.0	7	1.4	1.3	1.2	1.1	1.0
1.3	8	1.5	1.4	1.3	1.2	1.1	8	1.6	1.5	1.5	1.3	1.2
1.5	9	1.6	1.5	1.4	1.3	1.2	9	1.8	1.7	1.5	1.4	1.3

APPENDIX A

USEF JUMPER SCHOOLING RULES *EC 4/19/10 Effective immediately*

1. It is important to remember that all exercise areas are different in size, type of footing, and jump material provided. Furthermore, the ability of the horse and rider must always be taken into consideration as well when deciding what is permitted and not permitted during preparation.

2. In the schooling/exercise areas during the preparation before competition, a minimum of one vertical and one oxer must be provided. The ground must be in good condition. Management must provide sufficient obstacle material. The jumping area should be large enough to provide sufficient room for the training.

3. Obstacles may be flagged, in which case they must be jumped in the proper direction. The Steward, and/or Schooling Supervisor should decide if the flags may be interchanged.

4. No one may hold a rail or touch a standard while it is being jumped.

5. All rails must be either in cups or totally on the ground (exception: one end of a cross rail may rest on the ground). Rails must be able to fall easily when hit.

6. If a rail is placed on the edge of a cup it must be placed on the far side of the cup, and is only allowed at an oxer if it does not cause the front rail to be higher than the back rail (i.e. offset).

7. Horses are not permitted to walk over cross or slant rails. Walk rails may not exceed 30cm (12"), and may be built with one end of the rail resting on the ground. Ground lines are not permitted. While using a walk jump, the competitor must approach and depart in a direct line. At no time may they turn the horse while walking over the rail.

8. Jumps in the schooling area may not exceed 1.60 m (5'3") in height, 1.80 m (5'11") in width.

9. Any jump 1.30 m (4'3") or higher must have a minimum of 2 rails, in cups, on the take off side of the jump, regardless of whether a ground line is used. The lower rail must always be below 1.30 m (4'3").

10. There may never be more than two (2) rails on the back of an oxer, with the lower rail equal in height to the lowest rail on the front of the oxer. If the oxer is flagged so that it may only be jumped in one direction, there may only be one (1) rail on the back.

11. Ground lines are not mandatory, however if they are used they must be placed either directly below the front of the jump or up to 1 m (3'3") out. If a ground line is used on the landing side of a jump, there must be one on the take off side, and it may not be any further out than the one on the take off side. If an oxer is flagged so it may only be jumped in one direction, the ground line is only permitted on the front of the oxer.

12. If a trot/canter/placement rail is used, the jump may not exceed 1.30 m (4'3") in height and 1.30 m (4'3") in width. If a rail is used on the take off side of a jump, it may be no closer than 2.50m (8'2"). If a rail is used on the landing side of a jump, it may only be used at a vertical and it may be no closer than 3 m (9'10").

13. If guide rails are used on the landing side of a jump, the closest part of the rail must be a minimum of 3 m (9'10") from the jump.

14. A cross rail may be made either by itself, in which case it may not exceed 1.30 m (4'3") in height, or below a rail at a vertical, or the front of an oxer.

15. No Swedish Oxers!

16. If a liverpool is supplied and used at a vertical, the front of the liverpool may not be behind the front plane of the jump. Also, the back of the liverpool may not exceed the front plane of the jump. If used at an oxer, the front of the liverpool may not be more than 1 m (3'3") in front of the jump.

17. If an item (blanket, cooler, etc.) is laid over the rail of an oxer, it may be laid over the front rail. If there is more than one rail on the front of the oxer, the item may be laid over any of those rails.

18. *The use of materials which proves hazardous is forbidden.*

19. If space and available fence material allows and safety conditions permit, combinations may be built using correct distances. Bounce jumps may only be used with verticals and may not exceed 1.15m (3'9") in height.

20. At management's discretion (and if local laws allow) bamboo offsets may be permitted in designated schooling areas only. Manual poling is not permitted.

21. Riders are fully responsible for any jump taken by their horse.

22. Any action deemed not in the best interest of the horse will not be allowed.

Appendix B Match Race.

Order of starting in the qualifying rounds (in accordance with the qualifying course)



CHAPTER MO MORGAN HORSE DIVISION

SUBCHAPTER MO-1 GENERAL.

- MO101 Eligibility.
- MO102 Type and Conformation.
- MO103 Shoeing Regulations.
- MO104 Special Requirements.
- MO105 Appointments.
- MO106 Attire.
- MO107 Division of Classes.
- MO108 Championship Classes.
- MO109 Stakes.

SUBCHAPTER MO-2 ALL IN-HAND CLASSES.

- MO110 Appointments.
- MO111 Shoeing.
- MO112 Class Specifications.
- MO113 Classes.

SUBCHAPTER MO-3 SHOWING AND JUDGING REGULATIONS IN PERFORMANCE CLASSES.

- MO114 Judging.
- MO115 Qualifying Gaits.

SUBCHAPTER MO-4 MORGAN PARK SECTION.

- MO116 General.
- MO117 Morgan Park Saddle Class.
- MO118 Morgan Park Saddle Class Specifications.
- MO119 Morgan Park Harness Class.
- MO120 Morgan Park Harness Class Specifications.

SUBCHAPTER MO-5 MORGAN ENGLISH PLEASURE AND PLEASURE DRIVING SECTION.

- MO121 General.
- MO122 Morgan English Pleasure Class.
- MO123 Morgan English Pleasure Class Specifications.
- MO124 Morgan Pleasure Driving Class.
- MO125 Morgan Pleasure Driving Class Specifications.

SUBCHAPTER MO-6 MORGAN CLASSIC PLEASURE SECTION.

- MO126 General.
- MO127 Morgan Classic Pleasure Saddle Class.
- MO128 Morgan Classic Pleasure Saddle Class Specifications.
- MO129 Morgan Classic Pleasure Driving Class.
- MO130 Morgan Classic Pleasure Driving Class Specifications.

SUBCHAPTER MO-7 MORGAN WESTERN PLEASURE SECTION.

- MO131 General.
- MO132 Appointments and Attire.
- MO133 Shoeing.
- MO134 Morgan Western Pleasure Class Specifications.

SUBCHAPTER MO-8 MORGAN HUNTER PLEASURE SECTION.

- MO135 General.
- MO136 Appointments.
- MO137 Attire.
- MO138 Shoeing.

MO139 Morgan Hunter Pleasure Class Specifications.

SUBCHAPTER MO-9 MORGAN ROADSTER SECTION.

- MO140 General.**
- MO141 Appointments.**
- MO142 Attire.**
- MO143 Shoeing.**
- MO144 Morgan Roadster Class Specifications.**

SUBCHAPTER MO-10 MORGAN WORKING HUNTER SECTION.

- MO145 General.**
- MO146 Appointments.**
- MO147 Attire.**
- MO148 Shoeing.**
- MO149 Courses.**
- MO150 Morgan Working Hunter Class Specifications.**
- MO151 Championship Points.**
- MO152 Jumping Order.**
- MO153 Judging.**
- MO154 Performance.**
- MO155 Faults.**

SUBCHAPTER MO-11 MORGAN HERITAGE DRIVING SECTION.

- MO156 General.**
- MO157 Appointments.**
- MO158 Class Specifications.**

SUBCHAPTER MO-12 MORGAN EQUITATION.

- MO159 Morgan Equitation Classes.**
- MO160 Judging Requirements For All Seats.**
- MO161 Morgan Saddle Seat Classic Equitation.**
- MO162 Morgan Collegiate Equitation.**
- MO163 Morgan Adult Equitation.**
- MO164 AMHA Medal Class Rules.**
- MO165 Steps To Hold AMHA Medal Classes.**
- MO166 AMHA Medal Class Finals.**
- MO167 AMHA Saddle Seat Medal Class.**
- MO168 AMHA Western Seat Medal Class.**
- MO169 AMHA Reining Seat Medal Class.**
- MO170 AMHA Hunter Seat On The Flat Medal Class.**
- MO171 Hunter Seat Over Fences Medal Class.**
- MO172 AMHA Dressage Seat Medal Class.**

SUBCHAPTER MO-13 MORGAN WALK AND TROT SECTION.

- MO173 General.**
- MO174 Morgan Walk and Trot Equitation.**
- MO175 Morgan Walk and Trot Pleasure.**

SUBCHAPTER MO-14 MORGAN REINING SECTION.

- MO176 General.**

SUBCHAPTER MO-15 WESTERN DRESSAGE

- MO177 Object and General Principles.**
- MO178 The Halt.**
- MO179 The Walk.**
- MO180 The Jog-Trot.**
- MO181 The Lope**
- MO182 The Rein Back.**

- MO183 The Transitions.
- MO184 The Half-Halt.
- MO185 For definitions of the following movements, refer to DR109 through DR116.
- MO186 The Position and Aids of the Rider.
- MO187 Tests for Western Dressage.
- MO188 Participation in Western Dressage Classes.
- MO189 Appointments.
- MO190 Judge.
- MO191 Execution and Judging of Tests.
- MO192 Scoring, Classification and Prize-Giving.
- MO193 Elimination.
- MO194 Scribes.
- MO195 The Arena.

SUBCHAPTER MO-16 ADDITIONAL CLASSES.

- MO196 General.
- MO197 Additional Class Specifications.

SUBCHAPTER MO-17 SPECIAL MORGAN DIVISION RATING REQUIREMENTS.

- MO198 Classes not to count.





CHAPTER MO MORGAN HORSE DIVISION

SUBCHAPTER MO-1 GENERAL.

MO101 Eligibility.

1. Horses shown in this division must be registered with the American Morgan Horse Association, Inc., or the Canadian Morgan Horse Association, or the British Morgan Horse Society and must be entered under their full registered name or if under one year of age be eligible for registration. Horses must be entered under the names of the owner(s) or lessee of record with AMHA, CMHA, or BMHS. A copy of the registration papers showing recorded ownership or proof of lease must be submitted with entry form at the time of making entry. Competition management is responsible for notifying exhibitors of this requirement.
2. Canadian horses born before January 1, 1985 must be registered with the American Morgan Horse Association, Inc. or have Canadian Morgan Horse Club registration papers showing an American registration number. Canadian horses born after January 1, 1985, can be shown with Canadian registration papers as long as the papers do not state "not eligible for U.S. reciprocity."
3. In classes for Maiden, Novice or Limit horses, ribbons won as a driving horse within a section do not count when reckoning the status of the horse as a driving horse in another Section. In classes for Maiden, Novice or Limit horses, ribbons won as a saddle horse within a section do not count when reckoning the status of the horse as a saddle horse in another Section. Ribbons won as a driving horse do not count when reckoning the status of a saddle horse and visa versa.
4. In classes for Maiden, Novice or Limit riders, ribbons won in any saddle class of any Division or Section shall count in reckoning the status as a rider. In classes for Maiden, Novice or Limit drivers, ribbons won in any driving class of any Division or Section shall count in reckoning the status as a driver.

MO102 Type and Conformation.

1. The Morgan's form and movement in its distinctive gaits is the result of selective breeding and good training. A Morgan is distinctive for its stamina and vigor, personality and eagerness and strong natural way of moving. The head is made up of a straight or slightly dished face; large prominent eyes set wide apart; short and shapely ears set rather wide apart and carried alertly; small muzzle with firm lips and large nostrils; well-rounded jowls. In body conformation the Morgan gives the appearance of a very strong powerful horse with great shoulder angulation and depth, short back, broad loins, croup long and well-muscled and with tail attached high and carried gracefully and straight. Head is carried proudly and neck slightly arched meeting the head at a well defined throttle. Legs are straight and sound with short cannons, flat bone, medium length pasterns and an appearance of overall substance with refinement. The Morgan ranges from 14.1 to 15.2 with occasional entries over and under.
2. The Morgan horse is judged against the criteria set forth in The Morgan Horse Judging Standards. The Standards supplement the Federation Morgan Division rules. Federation rules take precedence. It is the responsibility of judges, stewards, exhibitors and officials to be familiar with the criteria and intent of The Morgan Horse Judging Standards. The Morgan Horse Judging Standards contain no protestable rules.
3. Entries shall be serviceably sound and in good condition. Animals with complete loss of sight in one eye may be found serviceably sound at the judge's discretion, except in a class over fences where a judge may ask a rider to change horses.
4. Morgan horses shall exhibit natural tail carriage. See MO114.2.
5. The specific kind of class being judged determines the importance of each criterion in the final judging outcome. The order in which each is listed in the class specifications determines where the emphasis should be placed.
6. Morgan division classes which are judged without consideration for type and conformation shall include Reining, Trail, Jumper, Carriage Driving, Eventing, Sport Horse Suitability, Fitting & Showmanship, Dressage and Equitation.

MO103 Shoeing Regulations.

1. Except for weanlings and yearlings which must be shown barefoot, horses may be shod or barefoot. If shod, the shoe may be of any type and configuration. Exception: In the case of the bar shoe, the bar may not extend below the ground surface of the shoe. If a shoe band is used, it shall be weighed with the shoe. Weight attached to the exterior of the hoof is prohibited. Borium or standard screw-in caulks are allowed.
2. There are different length and/or weight restrictions according to the section or class within the Morgan Division.
3. If the limit for length of toe is exceeded, the horse must be disqualified for the entire competition and forfeits all entry fees and all winnings including but not limited to all prize money, sweepstakes, trophies, scholarships, ribbons, points, etc. for the entire competition.
4. In Classic Pleasure classes, horses may be shown with or without rim pads. A rim pad must follow the inner and outer edge of the shoe and the connection at the heel must not be wider than any aspect of the shoe. The weight of the shoe, including rim pad, must not exceed 16 ozs., and the length of toe including shoe and pad must not exceed 4 1/2".
5. In English Pleasure, Western Pleasure, Hunter Pleasure, Pleasure Driving, and Natural Park classes, there are no specific shoe weight limits but length of toe must not exceed 5" including pad and shoe (see Classic Pleasure shoeing specifications MO103.4).
6. In all In-Hand classes, Parade, Park Saddle, Park Harness, Hunter, Jumper, Eventing, Cutting, Reining, Carriage, *Morgan Heritage*, Equitation and all other Morgan Classes (exception: English Pleasure, Pleasure Driving, Western Pleasure, Hunter Pleasure, and Classic Pleasure Sections) there are no specific shoe weight limits but the length of toe must not exceed 5 3/4" including pads and shoe. *BOD 1/17/10 Effective 4/1/10*
7. At an all Morgan competition and any competition designated as an AMHA Regional Championship Competition, all Champions and Reserve Champions must have one foot measured immediately upon leaving the ring except in classes where points are accumulated to determine Championships (i.e., Dressage and Hunter) (See GR510).
8. In Morgan Division classes which are judged without consideration for type and conformation where the Federation has specific shoeing regulations in the discipline rules, those Federation rules govern all Morgan classes, except the length of toe must not exceed 5 3/4" including pads and shoe. In Saddle Seat Classic Equitation, the Classic Pleasure shoeing will prevail (MO127.3).
9. See GR804, GR507.1, GR510 and GR512.

MO104 Special Requirements.

1. Stallions are prohibited in Ladies, Junior Exhibitor, Walk/Trot, and Leadline Classes.
2. It is the responsibility of all exhibitors to officially scratch entries in any event in which they do not plan to participate.
3. An exhibitor is allowed only one time-out per class including Hunter Seat Equitation on the Flat. (See GR833.1)
4. Side saddle riders, in appropriate tack and attire, are allowed in all classes except equitation.
5. Electronic communication devices used for purposes of coaching exhibitors during competition shall be prohibited in all classes in the Morgan Division. Exempt from this rule are handicapped riders who have submitted written proof to the Federation steward.
6. All headers in the Morgan division must be a minimum of sixteen (16) years of age (Federation competition age, see GR103).
7. Model classes are prohibited.
8. When the terms "prohibited", "not permitted", "mandatory", "must" or "obligatory" are used in these rules, any competitor who fails to comply **MUST BE ELIMINATED** by the judge, unless another penalty is stipulated.
When the terms "should" or "shall" are used in these rules, and no penalty is prescribed, any competitor who fails to comply **MAY BE PENALIZED** by the judge.
9. Horses entered in Amateur Owner and Junior Owner classes must be registered in the name of the competitor or a member of the competitor's family, as defined by GR122. (Horses registered in a farm/ranch/syndicate/partnership/corporation name may be shown in Amateur Owner classes provided the family is the sole owner of the farm or entity as defined by GR122. The sale of a horse does not eliminate this registration requirement.

(Contracts of Sale or Bill of Sale will not be accepted.) In the case of a junior exhibitor, the parent or guardian must sign.

10. In the Morgan Division, classes that are judged without consideration for type and conformation (See MO102.6), the judging of these disciplines and classes will be conducted under the Federation rules of the applicable chapters and the Morgan Subchapters (Morgan Dressage and Fitting & Showmanship).

MO105 Appointments.

1. The Morgan is shown in all its natural beauty with a full mane, forelock and tail. Braiding is permitted only in Hunter, Jumper, Dressage, Sport Horse, and Carriage Pleasure Driving. Braiding is also permitted in performance and equitation classes when shown under proper hunter, dressage, sport horse, or carriage driving tack and attire.
2. The use of any device in the ring to alter the natural carriage of the tail or ears shall result in disqualification. The steward may check for appliances to alter the ear carriage when measuring feet for championships. Rubber bands, an inconspicuous braid or tape in the forelock are permitted. In harness classes, an inconspicuous braid in the end of the tail is permitted to allow it to be fastened to the driving vehicle.
3. The use of supplemental hair on the horse is prohibited in any class restricted to Morgans and shall result in disqualification from the competition, and all entry fees and winnings of the entry for the entire competition will be forfeited.
4. Boots and other artificial appliances are forbidden in the Morgan division during competition in a class. Exception: boots are permitted in all Reining, Roadster, Jumper, Hunter on the Flat Equitation, and Hunter Seat over Fences.
5. In case of inclement weather competition management may permit the use of polo boots or bandages and may allow tails to be tied up provided this is publicly announced before a class or session.
6. Rubber or elastic (except on boots) attached in any way to the legs or hooves must not be used on the competition grounds at any time.
7. Vertical half-cup blinkers are acceptable on the competition grounds and in the warm-up ring. Blinders of any kind are not allowed.
8. A rein (or driving line) is defined as a length of leather, or other material, which remains flexible at the point of contact with the bit and which does not create an extension of leverage of the bit.
9. An inconspicuous tongue tie is permitted in all Morgan sections with the exception of Carriage Driving, Dressage, Working Hunter over Fences, Hunter Seat Equitation Over Fences, Reining Seat Equitation, Western Seat Equitation, Trail, Reining and Western Pleasure.

MO106 Attire.

Rider's attire must be suitable to the saddle being ridden. Protective headgear may be worn without penalty. (See GR801)

MO107 Division of Classes.

1. All Harness classes must be divided if there are over 25 entries or in which safety appears to be a factor in the judgment of the show committee and/or judge.
2. In a divided class, separate ribbons and trophies will be awarded. Management, at its discretion, may divide or duplicate the prize money. Exception: In Championship classes or in classes in which a Challenge or Perpetual Trophy is offered, eliminations followed by a work off will determine the final placings.

MO108 Championship Classes.

1. At All-Morgan competitions and any competition designated as an AMHA Regional Championship Competition, stripping of horses is mandatory in open and junior horse championship classes under saddle (Park Saddle, English Pleasure, Hunter Pleasure, Western Pleasure, Classic Pleasure Sections) when type and conformation are part of the specifications. (Exception: One horse classes and Parade classes.) At other than All-Morgan competitions, stripping of horses is mandatory in open and junior horse championship classes under saddle when type and conformation are part of the specification unless the prize list states that it is not required. (Exception: AMHA Regional Champion Horse Competitions). Stripping of these horses will be accomplished by not more than two attendants assisting the rider. Refer to GR808, GR809, GR810.2.

2. To be eligible to show in a Performance Championship class a horse must have been properly entered, shown and judged in one qualifying class in the same section. An entry which while performing in a qualifying class fails to qualify by reasons of equipment repair, shoeing time, illness (certified by the official veterinarian) or failure of a class to fill shall be permitted to pay double fee and make a post entry in another qualifying class in the section or if no subsequent qualifying class is available for such post entry, the horse shall be considered qualified for the Performance Championship class, provided the horse has previously been entered in the Championship or Stake. (See also GR116.3)

MO109 Stakes.

At an all Morgan competition and any competition designated as an AMHA Regional Championship Competition, all classes that require a qualifying class must be called a championship. (Refer to MO103.7 and MO108.1) At all other competitions, a stake class may either be a qualifying class for the championship or the final competition for that particular division. Stake classes must be judged by the same specifications as qualifying classes.

SUBCHAPTER MO-2 ALL IN-HAND CLASSES.

MO110 Appointments.

1. Rubber bands or tape inconspicuously applied in the forelock are permitted.
2. Curb bits are prohibited for weanlings and yearlings in In-Hand classes.

MO111 Shoeing.

In all In-Hand classes the length of toe must not exceed 5 3/4" including pads and shoe.

MO112 Class Specifications.

1. Entries are to be judged individually, standing then at a walk and trot on the line and must be serviceably sound.
2. Horses should stand with front legs perpendicular to the ground. Rear legs may be placed slightly back. The horse is also judged at some time during the class not stretched.
3. Emphasis is placed on type and conformation with consideration given to horse's ability to move correctly on the lead. Unnatural tail carriage should be penalized. See MO102.4 and MO114.2.
4. Not more than two handlers shall be allowed in the ring to show each horse in In-Hand classes. No item may be used inside or outside the ring while showing the horse except one whip per handler. (See General Rules, GR803.)

MO113 Classes.

1. There is only one standard for type and conformation of the Morgan horse. If In-Hand classes are offered for horses in specific disciplines or specific classes or suitable to become classes (Classic Pleasure In-Hand, Western In-Hand, etc.) horses are judged against the criteria stated in MO102.

If such classes are offered competition management must print the above in the prize list to assure there is no misunderstanding and that no horse will be judged against any standard for another breed, discipline, or division.

2. In-Hand classes may include: Weanling colts, Yearling colts, Two-year-old colts, Three-year-old stallions, Four-year-old stallions, Five-year-old and over stallions, Sire and Get Class (stallions to be shown with two to four of Get), Get of Sire (two to four of Get to be shown), Weanling fillies, Yearling fillies, Two-year-old fillies, Three-year-old mares, Four-year-old mares, Five-year-old and over mares (may be divided into mares that have had foals and mares that have not produced foals), Broodmare and foal, Dam and Produce (mares to be shown with two or more of Produce), Produce of Dam (two to four of Produce to be shown), Weanling geldings, Yearling geldings, Two-year-old geldings, Three-year-old geldings, Four-year-old geldings and Five-year-old and over geldings; Champions and Reserve Champions are selected as outlined in GR810.1, GR810.2 and GR810.4.
3. In Classic Pleasure In-Hand classes, all handlers/tailers must not be professionals as defined in GR1308.
4. If specialty in-hand classes are held, they do not qualify for In-Hand Championships and are held according to local specifications.

SUBCHAPTER MO-3 SHOWING AND JUDGING REGULATIONS IN PERFORMANCE CLASSES.

MO114 Judging.

1. Suitability of the horse and its motion for the type of job at hand is essential. Natural animated motion is desired in Park Horse classes. Easy ground-covering motion is desired in Pleasure and Working events. Judges must severely penalize any horse with laboring motion at any gait whether or not such motion indicates excessive weight or use of artificial training devices.
2. Judges should penalize unnatural tail carriage, which includes evidence of tail-setting and/or vertical break-over, dead tail and wry tail (wry tail is defined as askew, deformed, distorted or twisted). Judges should severely penalize tails carried vertically with an abrupt break-over (double-vertical).
3. Unless class specifications state otherwise entries are judged 40% on type and conformation and 60% on other qualifications appropriate to the class. Stakes are judged as qualifying classes. In Championship performance classes type and conformation shall count 50%. Judges must strictly apply these percentages.
4. Youth classes are to be judged in accordance with Open class specifications, open to exhibitors 21 years of age and under. A youth rider or driver may exhibit stallions, mares and geldings.
5. Cross entering between Youth and Junior Exhibitor classes is permitted unless prohibited in the prize list.
6. Horses to be shown at all required gaits both ways of the ring.
7. All horses chosen for a workout must be worked both ways of the ring at any gait requested.
8. In Pleasure Classes Under Saddle, horses must not be tested on obstacles.
9. Masters Classes are restricted to amateur riders/drivers age 50 years and older.

MO115 Qualifying Gaits.

1. Walk: Flat-footed, steady, elastic.
2. Park Walk: Snappy, collected, animated, elastic and on a straight line.
3. Trot: Square, collected and balanced.
4. Park Trot: Animated, square, collected and balanced.
5. Pleasure Trot: Easy going trot with elasticity and freedom of movement.
6. Extended Trot: The extended trot should be bold, energetic, balanced and ground covering with a definite lengthening of stride resulting in an increase of speed without a sense of racing or straining. The mouth should remain light and the horse should demonstrate a complete acceptance of control without resistance at all times. A horse that does not remain light in the mouth and does not demonstrate a complete acceptance of control without resistance should be penalized.
7. Road Trot: Balanced, ground covering. Form should not be sacrificed for speed. Excessive speed should be penalized.
8. Slow Trot: (Formerly "Collected") The neck is raised, thus enabling the shoulders to move with greater ease in all directions, the hocks being well engaged and maintaining energetic impulsion, not withstanding the slower movement. The horse's steps are shorter but they are lighter and more mobile.
9. Working Trot: This is a pace between the strong and the slow trot and more round than the strong trot. The horses go forward freely and straight, engaging the hind legs with good hock action, on a taut but light rein, the position being balanced and unconstrained. The steps should be as even as possible. The hind feet touch the ground in the foot prints of the fore feet. The degree of energy and impulsion displayed at the working trot denotes clearly the degree of suppleness and balance of the horses.
10. Strong Trot: ("Trot On") Clear but not excessive increase in pace and lengthening of stride while remaining well balanced and showing appropriate lateral flexion on turns; light contact to be maintained. Excessive speed will be penalized. The term used for calling this gait is "Trot on."
11. Jog-Trot: A free, easy, two beat diagonal gait without a tendency to mix gaits.
12. Extended Jog-Trot: A lengthening of stride while maintaining a free and easy two beat diagonal gait.

13. Canter: Smooth, collected and straight on both leads.
14. Lope: Smooth, slow, straight and a three beat cadence.
15. Extended Lope: A lengthening of stride while maintaining a smooth, straight, three beat cadence.
16. Extended Canter: The extended canter should be ground covering, free moving and smooth. The extended canter should show a definite lengthening of stride, while still being controlled and mannerly. Extreme speed SHALL be penalized.
17. Hand Gallop: Long, free ground covering stride under control. Not a fast collected canter, but a true lengthening of stride, correct and straight on both leads. Extreme speed penalized.

SUBCHAPTER MO-4 MORGAN PARK SECTION.

MO116 General.

1. A Ladies Park Horse is outstanding in refinement and elegance, with suitability of horse to rider taken into consideration. Expression is paramount and quality is a prime consideration. The execution of gaits is performed with brilliance on command. The horses should walk and stand quietly. Stallions are prohibited.
2. A Junior Exhibitor Park Horse should be mannerly, willing and expressive, with balanced action. The execution of gaits should be performed with brilliance on command. The horses should walk and stand quietly. Suitability of horse to rider is of particular importance, and manners are still the primary consideration. Stallions are prohibited.
3. An Amateur and Master Park Horse can be a bit stronger and perform in a bolder manner. More action and animation are desired and less emphasis can be put on manners than in Ladies or Junior Exhibitor Park classes. However, suitability of horse to rider must be considered and manners are still the primary consideration.
4. Morgan Park horses must not be asked to back.

MO117 Morgan Park Saddle Class.

1. APPOINTMENTS.
 - a. English tack must be used. A flat English saddle is appropriate.
 - b. A full bridle (curb bit and bridoon) will be proper.
 - c. Spurs and whip are optional.
 - d. Martingales are not permitted.
2. ATTIRE. Informal attire recommended is a saddle suit or day coat with contrasting jodhpurs, vest, boots, and appropriate derby, soft hat or protective headgear. Formal attire is worn only after 6:00 p.m. and consists of a tuxedo style saddle suit, formal shirt with appropriate tie, vest or cummerbund, and boots. Gloves are optional for informal and formal attire.
3. SHOEING. In Park Saddle classes the length of toe must not exceed 5 3/4" including pads and shoe.

MO118 Morgan Park Saddle Class Specifications.

1. MAIDEN, NOVICE, LIMIT, JUNIOR (four-years-old and under). To be shown at a park walk, park trot and canter and to be judged on quality, presence, performance with proper cadence and balance and manners 60%; type and conformation 40%.
2. OPEN, STALLIONS, MARES, GELDINGS, UNDER 15 HANDS, 15 HANDS AND OVER, YOUTH. To be shown at a park walk, a park trot and canter and to be judged on performance with proper cadence and balance, presence, quality and manners 60%; type and conformation 40%.
3. LADIES, AMATEUR, MASTER, JUNIOR EXHIBITOR. To be shown at a park walk, a park trot and canter and to be judged on manners, suitability, quality and performance with proper cadence and balance 60%; type and conformation 40%.
4. CHAMPIONSHIP. The same specifications as the above paragraphs except the percentages are 50%-50% instead of 60%-40%.

MO119 Morgan Park Harness Class.

1. GENERAL.
 - a. One attendant without whip must head each horse in Park Harness classes. All headers in the Morgan Division must be a minimum of sixteen years of age (Federation competition age, see GR103).

- b. In Park Harness Classes, judges will ask for a park walk, a park trot and, except in Ladies, Amateur, Master and Junior Exhibitor classes, "show your horse" (a smart trot without excessive speed).
 - c. In Park Harness Classes all drivers should remain seated until all entries have been inspected and judged.
 - d. Driver only is permitted in vehicle.
2. APPOINTMENTS
- a. In all Park Harness classes a driving snaffle with a half cheek and overcheck or sidecheck is considered proper in all Harness classes. One or two bits acceptable.
 - b. In Park Harness classes only, a liverpool bit with sidecheck is permissible if driven in the half cheek as illustrated in HK109.
 - c. A running martingale must only be used when the horse is driven in a snaffle bit.
 - d. In Park Harness classes horses must be shown to a four-wheeled vehicle.
 - e. Equipment must be in sound condition.
3. SHOEING. In Park Harness Classes the length of toe must not exceed 5 3/4" including pads and shoe.

MO120 Morgan Park Harness Class Specifications.

1. MAIDEN, NOVICE, LIMIT, JUNIOR (four-years-old and under). To be shown at a park walk and a park trot and "show your horse", extreme speed to be penalized. To be judged on quality, performance with proper cadence and balance, presence, manners and suitability as a stylish harness horse 60%; type and conformation 40%.
2. OPEN, STALLIONS, MARES, GELDINGS, UNDER 15 HANDS, 15 HANDS AND OVER, YOUTH. To be shown at a park walk, a park trot and "show your horse", extreme speed to be penalized. To be judged on performance with proper cadence and balance, presence, quality, manners and suitability as a stylish harness horse 60%; type and conformation 40%.
3. LADIES, AMATEUR, MASTER, JUNIOR EXHIBITOR. To be shown at a park walk, a park trot, extreme speed to be penalized. To be judged on manners, suitability, quality and performance with proper cadence and balance 60%; type and conformation 40%.
4. CHAMPIONSHIP. The same specifications as the above paragraphs except the percentages are 50%-50% instead of 60%-40%.

SUBCHAPTER MO-5 MORGAN ENGLISH PLEASURE AND PLEASURE DRIVING SECTION.

MO121 General.

1. A Ladies Pleasure Horse must display an elegant, refined and co-operative way of going with absolute acceptance of regimentation of speed and a light mouth at all times. Misconduct, resistance or unpleasantness of any kind must be severely penalized. Transitions of gaits must be effortless and smooth. Stallions are prohibited.
2. A Junior Exhibitor Pleasure horse is a safe, pleasant and mild mannered individual, showing complete co-operation. All signs of resistance, resentment or aggression must be severely penalized. Suitability of horse to rider is of particular importance. Stallions are prohibited.
3. An Amateur and Master Pleasure Horse shows all of the tractability and willingness of the fully trained Pleasure Horse. The horse may be somewhat stronger than a Ladies or Junior Exhibitor horse but must be completely co-operative and absolutely agreeable at all times. A light mouth and a willing nature are paramount to the Amateur and Master Pleasure Horse.
4. Horses may be asked to back.

MO122 Morgan English Pleasure Class.

1. APPOINTMENTS. A flat, English style saddle and a full bridle (curb bit and bridoon) should be used. Exception: Side-Saddle English tack is allowed unless it is prohibited by the prize list.
2. ATTIRE. Informal attire recommended is a saddle suit or day coat with contrasting jodhpurs, vest, boots, and appropriate derby, soft hat or protective headgear. Formal attire is worn only after 6:00 p.m. and consists of a tuxedo style saddle suit, formal shirt with appropriate tie, vest or cummerbund, and boots. Gloves are optional for informal and formal attire.

3. **SHOEING.** In English Pleasure classes the length of toe must not exceed 5" including pad and shoe.

MO123 Morgan English Pleasure Class Specifications.

1. In English Pleasure classes horses may be asked to back.
2. **MAIDEN, NOVICE, LIMIT, OPEN, STALLIONS, MARES, GELDINGS, UNDER 15 HANDS, 15 HANDS AND OVER, YOUTH.** To be shown at a walk, pleasure trot, road trot and canter, with light rein but still maintaining contact with the horse's mouth. To be judged on manners, performance with proper cadence and balance, quality presence and apparent ability to give a good pleasure ride 60%; type and conformation 40%.
3. **JUNIOR HORSE.** To be shown at a walk, pleasure trot, road trot and canter, with light rein but still maintaining contact with the horse's mouth. To be judged on manners, quality, performance with proper cadence and balance, presence and apparent ability to give a good pleasure ride 60%; type and conformation 40%.
4. **JUNIOR EXHIBITOR.** To be shown at a walk, pleasure trot, road trot and canter, with light reining but still maintaining contact with the horse's mouth. To be judged on manners, suitability, performance with proper cadence and balance, quality, presence and apparent ability to give a good pleasure ride 60%; type and conformation 40%.
5. **LADIES.** To be shown at a walk, pleasure trot, road trot and canter, with light rein but still maintaining contact with the horse's mouth. To be judged on manners, suitability, quality, performance with proper cadence and balance, presence and apparent ability to give a good pleasure ride 60%; type and conformation 40%.
6. **AMATEUR, MASTER.** To be shown at a walk, pleasure trot, road trot and canter, with light rein but still maintaining contact with the horse's mouth. To be judged on manners, performance with proper cadence and balance, suitability, quality, presence and apparent ability to give a good pleasure ride 60%; type and conformation 40%.
7. **CHAMPIONSHIP.** The same specifications as the above paragraphs except the percentages are 50%-50% instead of 60%-40%.

MO124 Morgan Pleasure Driving Class.

1. **GENERAL.**
 - a. In Pleasure Driving Classes all drivers should remain seated until all entries have been inspected and judged.
 - b. One attendant without whip must head each horse in Pleasure Driving classes. All headers in the Morgan Division must be a minimum of sixteen years of age (Federation competition age, see General Rules, GR103).
 - c. Driver only is permitted in vehicle.
 - d. In Two-year Old Pleasure Driving Classes, horses will not be asked to back.
2. **APPOINTMENTS.**
 - a. A driving snaffle with a half cheek and overcheck or sidecheck is considered proper. One or two bits acceptable.
 - b. A running martingale should be used.
 - c. In Pleasure Driving classes horses must be shown to an appropriate two-wheeled vehicle.
 - d. Equipment must be in sound condition.
3. **SHOEING.** In Pleasure Driving classes the length of toe must not exceed 5" including pad and shoe.

MO125 Morgan Pleasure Driving Class Specifications.

1. In Pleasure Driving classes horses may be asked to back.
2. **MAIDEN, NOVICE, LIMIT, OPEN, STALLIONS, MARES, GELDINGS, UNDER 15 HANDS AND OVER, YOUTH.** To be shown at a walk, pleasure trot, road trot. To be judged on manners, performance with proper cadence and balance, quality, presence and apparent ability to give a good pleasure drive 60%; type and conformation 40%.
3. **JUNIOR HORSE.** To be shown at a walk, pleasure trot, road trot. To be judged on manners, quality, performance with proper cadence and balance, presence and apparent ability to give a good pleasure drive 60%; type and conformation 40%.
4. **JUNIOR EXHIBITOR.** To be shown at a walk, pleasure trot, road trot. To be judged on manners, suitability, performance with proper cadence and balance, quality, presence and apparent ability to give a good pleasure drive 60%; type and conformation 40%.

5. **LADIES.** To be shown at a walk, pleasure trot, road trot. To be judged on manners, suitability, quality, performance with proper cadence and balance, presence and apparent ability to give a good pleasure drive 60%; type and conformation 40%.
6. **AMATEUR, MASTER.** To be shown at a walk, pleasure trot, road trot. To be judged on manners, performance with proper cadence and balance, suitability, quality, presence and apparent ability to give a good pleasure drive 60%; type and conformation 40%.
7. **CHAMPIONSHIP.** The same specifications as the above paragraphs except the percentages are 50%-50% instead of 60%-40%.

SUBCHAPTER MO-6 MORGAN CLASSIC PLEASURE SECTION.

MO126 General.

1. It is imperative that the horse give the distinct appearance of being a pleasure to ride with emphasis on the walk and smooth transitions. Horses that do not stand quietly and back readily must be severely penalized.
2. Classic Pleasure classes are open to amateur riders and drivers only.
3. Headers in Classic Pleasure classes must be a minimum of sixteen years of age (GR103).
4. **CROSS ENTERING.** In Classic Pleasure classes, cross entering is allowed in all other English Pleasure and Pleasure Driving sections provided the toe and shoeing requirements of the horse are met and only if the prize list so states. Cross entering in all other classes is permitted.

MO127 Morgan Classic Pleasure Saddle Class.

1. **APPOINTMENTS.** A flat, English saddle and a full bridle (curb bit and bridoon) should be used. Exception: Side-saddle English tack is allowed unless it is prohibited in the prize list.
2. **ATTIRE.** Informal attire recommended is a saddle suit or day coat with contrasting jodhpurs, vest, boots, and appropriate derby, soft hat or protective headgear. Formal attire is worn only after 6:00 p.m. and consists of a tuxedo style saddle suit, formal shirt with appropriate tie, vest or cummerbund, and boots. Gloves are optional for informal and formal attire.
3. **SHOEING.** In Classic Pleasure classes, horses may be shown with or without rim pads. A rim pad must follow the inner and outer edge of the shoe and the connection at the heel must not be wider than any aspect of the shoe. The weight of the shoe, including rim pad, must not exceed 16 ozs., and the length of toe including shoe and pad must not exceed 4 1/2".

MO128 Morgan Classic Pleasure Saddle Class Specifications.

1. In Classic Pleasure Saddle classes horses must be asked to back.
2. **SADDLE, MAIDEN, NOVICE, LIMIT, OPEN, STALLIONS, MARES, GELDINGS, UNDER 15 HANDS, 15 HANDS AND OVER, JUNIOR, JUNIOR EXHIBITOR, LADIES, AMATEUR, MASTER, YOUTH.** To be shown at a walk, pleasure trot, road trot and canter. Horses must stand quietly and back readily. To be judged on manners, performance with proper cadence and balance and gait 60%; type and conformation 40%.
3. **CHAMPIONSHIP.** The same specifications as the above paragraph except the percentages are 50%-50% instead of 60%-40%.

MO129 Morgan Classic Pleasure Driving Class.

1. **GENERAL.**
 - a. In Classic Pleasure Driving Classes all drivers should remain seated until all entries have been inspected and judged.
 - b. One attendant without whip must head each horse in Classic Pleasure Driving classes. All headers in the Morgan Division must be a minimum of sixteen years of age (Federation competition age, see GR103).
 - c. Driver only is permitted in vehicle except in special carriage, costume or period events.
2. **APPOINTMENTS.**
 - a. In Classic Pleasure Driving classes horses must be shown to an appropriate two-wheeled vehicle.

- b. In Classic Pleasure Driving classes horses must be shown in a driving snaffle with a half cheek and over check or side check (one or two bits acceptable). A running martingale must be used. Equipment must be in sound condition.
3. **SHOEING.** In Classic Pleasure classes, horses may be shown with or without rim pads. A rim pad must follow the inner and outer edge of the shoe and the connection at the heel must not be wider than any aspect of the shoe. The weight of the shoe, including rim pad, must not exceed 16 ozs., and the length of toe including shoe and pad must not exceed 4 1/2".

MO130 Morgan Classic Pleasure Driving Class Specifications.

1. In Classic Pleasure Driving classes horses must be asked to back.
2. **PLEASURE DRIVING: MAIDEN, NOVICE, LIMIT, OPEN STALLIONS, MARES, GELDINGS, UNDER 15 HANDS, 15 HANDS AND OVER, JUNIOR, JUNIOR EXHIBITOR, LADIES, AMATEUR, MASTER, YOUTH.** To be shown to an appropriate vehicle at a walk, pleasure trot and road trot. Horses must stand quietly and back readily. To be judged on manners, performance with proper cadence and balance and gait 60%; type and conformation 40%.
3. **CHAMPIONSHIP.** The same specifications as the above paragraph except the percentages are 50%-50% instead of 60%-40%.

SUBCHAPTER MO-7 MORGAN WESTERN PLEASURE SECTION.

MO131 General.

1. The Morgan Western Pleasure Horse should be a mild mannered individual whose attitude and gaits provide a pleasant riding experience. He should have substance, especially in the rear quarter, be close coupled, and have good definition of withers while demonstrating proper Morgan type and conformation.
2. The Morgan Western Pleasure head carriage should be naturally comfortable, varying from individual to individual, but should never be exaggerated in a position too high or too low for correct body balance. The face should not be set behind the vertical; judges should severely penalize any horse that carries its head below the withers.
3. All Western Pleasure horses being considered for a ribbon must be required to back and must be judged on willingness.
4. Western horses should stand with all four legs perpendicular to the ground in the line up.
5. When the end of the split reins fall on side of reining hand, one finger between the reins is permitted. When using a romal or when the ends of split reins are held in the hand not used for reining, no finger between the reins is allowed. Rider may hold the romal or the end of split reins to keep them from swinging and to adjust the position of the reins provided there is at least 16 inches of rein between the hands.
6. Bridles may be checked at the discretion of the judge(s). The judge(s) may designate the steward to check bridles. If checking is done in the class lineup, one attendant must be invited in, and if requested by the judge(s), may assist in the checking of bridles. The attendant may assist with re-bridling and remounting. Riders must dismount.
7. All exhibitors must remain mounted until they have left the ring unless requested to dismount by the judge(s). All horses must leave the ring in a forward motion, no backing out of ring.
8. Any class with 50 or more entries must be divided. Awards and prize money must be given in each section; add back money to be awarded.
9. The fall of a horse and/or rider in a western pleasure class must result in elimination.

MO132 Appointments and Attire.

1. Western tack must be used in all classes. Competitors must be penalized for incomplete appointments and attire but not necessarily disqualified. Entries shall be shown with stock saddle but silver equipment will not count over a good working outfit. A Western side saddle is considered legal equipment. Tapaderos are prohibited.
2. There is no discrimination against any standard Western bit. A standard Western bit is defined as having a shank with a maximum length overall of 8 1/2" (See WS105). The mouthpiece consists of a metal bar 5/16" to 3/4" in diameter as measured one inch in from the shank. The bars may be inlaid but must be smooth or latex wrapped. Nothing must pro-

trude below the mouthpiece (bar) such as extensions, prongs or rivets designed to intimidate the horse. Rollers attached to the center of the bit are acceptable, and may extend below the bar. Jointed mouthpieces are acceptable and may consist of two or three pieces and may have one or two joints. A three piece mouthpiece may include a connecting ring of 1 1/4" or less in diameter or a connecting flat bar of 3/8," to 3/4" (measured top to bottom with a maximum length of 2"), which lies flat in the mouth, or a roller or port as described herein. The port must be no higher than 3 1/2" maximum with roller(s) and covers acceptable. Jointed mouthpieces, half breeds and spade bits are standard. Slip or gag bits, rigid donut mouthpieces and flat polo mouthpieces are prohibited. Roping bits with both reins connected to a single ring at center of cross bar must not be used. Reins must be attached to each shank. Any rein design or other device which increases the effective length and thereby the leverage of the shank of a standard western bit is prohibited. Anything that alters the intended use of equipment as provided for in the description of appointments for a given class is considered to be an artificial appliance.

3. Standard snaffle bits are permitted in any class on a junior horse four years old and under. A standard snaffle bit is defined as a center jointed single rounded, unwrapped smooth mouthpiece of 5/16" to 3/4" diameter metal as measured from ring to 1" in from the ring with a gradual decrease to the center of the snaffle. The rings may be from 2" to 4" outside diameter of either the loose type, eggbutt, dee or center mounted without cheeks. If a curb strap is used it must be attached below the reins.

4. Hackamores are permitted in any class on a junior horse four years old and under. A hackamore includes a bosal rounded in shape and constructed of flexible braided rawhide or leather and must have a flexible nonmetallic core attached to a suitable headstall with maximum diameter of 3/4" at the cheek. Attached reins may be of hair, rope or leather. Other material of any kind must not be used in conjunction with a bosal, i.e., steel, metal or chains (Exception: Smooth plastic electrical tape is acceptable).

5. Horses must not be shown with artificial appliances that would tend to alter their performance; no material of any kind, including tongue ties, may be placed in the horse's mouth other than a standard Western bit or a snaffle bit as described in MO132.2 and MO132.3. Curb chains and leather chin straps may be used but must be flat and at least 1/2" in width and lie flat against the jaws of the horse. Wire, rawhide, metal or other substance must not be used in conjunction with or as part of the leather chin strap, or curb chains. Rounded, rolled, braided or rawhide curb straps are prohibited. A light lip strap is permissible. Hackamore bits, pencil bosals, cavesson type nosebands, martingales and tie downs are prohibited. A judge does not have the authority to add or to remove any of the standard equipment as specified above.

6. Snaffle or Hackamore Horse. A snaffle or hackamore horse is a junior horse and may be shown in a ring snaffle or hackamore with two hands (both hands must be visible to the judge) and may also be shown in a bridle (one handed). A junior horse may be switched back and forth from a bridle to snaffle or hackamore.

7. Riders must wear suitable western hat, long-sleeved shirt with any type collar; trousers or pants (a one-piece long-sleeved equitation suit is acceptable, provided it includes a collar). Chaps, shotgun chaps, or chinks, and boots are required. Riders should wear a necktie, kerchief, bolo tie or pin; a vest, jacket, coat and/or sweater may also be worn. Protective headgear is acceptable; not required to be of Western style. Refer to GR801.

MO133 Shoeing.

In Western Pleasure classes the length of toe must not exceed 5" including pad and shoe.

MO134 Morgan Western Pleasure Class Specifications.

1. MAIDEN, NOVICE, LIMIT, OPEN, STALLIONS, MARES, GELDINGS, UNDER 15 HANDS, 15 HANDS AND OVER, YOUTH. To be shown at a walk, jog-trot, and lope, with light rein but still maintaining contact with horse's mouth. The judge may ask for an extension of any gait. To be judged on manners, performance with proper cadence and balance, quality, presence and apparent ability to give a good pleasure ride, with emphasis on manners and gait 60%; type and conformation 40%.

2. JUNIOR HORSE (4 years old and under) To be shown at a walk, jog-trot, and lope, with light rein but still maintaining contact with horse's mouth. The judge may ask for an extension of any gait. To be judged on manners, quality, performance with proper cadence and

balance, presence and apparent ability to give a good pleasure ride, with emphasis on manners and gait 60%; type and conformation 40%.

3. JUNIOR EXHIBITOR. To be shown at a walk, jog-trot, and lope, with light rein but still maintaining contact with horse's mouth. The judge may ask for an extension of any gait. To be judged on manners, suitability, performance with proper cadence and balance, quality, presence and apparent ability to give a good pleasure ride, with emphasis on manners and gait 60%; type and conformation 40%.

4. LADIES. To be shown at a walk, jog-trot, and lope, with light rein but still maintaining contact with horse's mouth. the judge may ask for an extension of any gait. To be judged on manners, suitability, quality, performance with proper cadence and balance, presence and apparent ability to give a good pleasure ride, with emphasis on manners and gait 60%; type and conformation 40%.

5. AMATEUR, MASTER. To be shown at a walk, jog-trot, and lope, with light rein but still maintaining contact with horse's mouth. the judge may ask for an extension of any gait. To be judged on manners, performance with proper cadence and balance, suitability, quality, presence and apparent ability to give a good pleasure ride, with emphasis on manners and gait 60%; type and conformation 40%.

6. CHAMPIONSHIPS. The same specifications as the above paragraphs except the percentages are 50%-50% instead of 60%-40%.

WESTERN PLEASURE

PLEASURE	GOOD	MINOR FAULTS	MAJOR FAULTS	ELIMINATION
WALK	Ground covering Flat footed Good attitude	Slow Disinterested Not attentive	Nervous Jogging Not walking	
JOG	Easy riding Good motion Consistent Steady	Too slow Too fast	Not performing a two-beat jog Failing to jog both front and back Hard or rough riding	
LOPE	Easy riding Good motion Consistent Steady	Too slow Too fast	Wrong lead Pulling Not performing a three-beat lope Hard or rough riding	
EXTENDED JOG	Easy riding Good motion Consistent	Inconsistent speed	Breaking gaits Pulling Hard or rough riding No increase in speed	
BACK	Proper flexion Readily responsive Back in straight line	Hesitant Not backing straight	Throwing head Gaping mouth Pulling, not backing Rearing	
GENERAL	Smooth Steady Easy riding Proper flexion & balance Good attitude	Over or under flexion Sour ears Switching tail Inconsistent speed Out of balance Poll too high or too low to throw horse out of balance Improper or incomplete appointments	Throwing head Bad mouth Constant bumping the bit Gaping mouth Constant breaking of gaits Obvious schooling	Two hands on reins (exception: snaffle/hackamore horses) or fingers between closed reins or more than one finger between split reins Kicking Illegal equipment Lameness Cueing horse in front of cinch Fall of horse or rider Bleeding mouth

SUBCHAPTER MO-8 MORGAN HUNTER PLEASURE SECTION.

MO135 General.

1. The Morgan Hunter Pleasure Horse should be a mild mannered individual capable of working on a light rein with only light contact with the bit. He should have ground covering gaits that would be comfortable for horse and rider over extended periods of time. He should have impeccable manners and should clearly enjoy his work. He should not be penalized for slight errors.
2. The Morgan Hunter Pleasure Horse should demonstrate proper Morgan type and conformation. The Morgan may travel with his nose out slightly ahead of the vertical. A Morgan Hunter Pleasure Horse should not carry his head behind the vertical. The horse should give a ground-covering impression.
3. Morgan Hunter Pleasure horses should stand with all four legs perpendicular to the ground in the line-up.
4. Horses may be asked to back.

MO136 Appointments.

The Morgan Hunter Pleasure Horse should be shown with hunter-style equipment, including forward or balance seat saddle, and snaffle, pelham, kimberwicke bits or full bridle (curb and snaffle). If a full bridle is used, it must be of hunt style and excessive length of curb shank will be penalized. Breast plates are permissible, but martingales are prohibited. Mane and tail may be braided in traditional hunter style. No discrimination will be made against a full unbraided mane and tail.

MO137 Attire.

1. In Morgan Hunter Pleasure classes it is not mandatory that a Jr. Exhibitor wear headgear harness. Riders may not be barred from showing for not wearing harness.
2. Recommended: Informal attire should include traditional hunter-style jacket, breeches or hunter jodhpurs, dark hunting cap, derby or protective headgear and appropriate boots. A stock choker or four-in-hand tie with any color shirt is correct.
3. Recommended formal attire consists of a hunter shadbelly with buff or canary breeches, stock tie, canary vest, top hat and hunt boots. In all classes, gloves, hunter crop or bat, spurs and appointments are optional. Formal attire (shadbelly) is optional for all female competitors after 6:00 p.m. or in Championship classes held at any time. Protective headgear may be worn without penalty. (See GR801)

MO138 Shoeing.

In Hunter Pleasure classes the length of toe must not exceed 5" including pad and shoe.

MO139 Morgan Hunter Pleasure Class Specifications.

1. In Hunter Pleasure classes horses may be asked to back.
2. MORGAN HUNTER PLEASURE HORSES. OPEN, STALLIONS, MARES, GELDINGS, UNDER 15 HANDS, 15 HANDS AND OVER, LADIES, GENTLEMEN, AMATEUR, MASTER, JUNIOR EXHIBITOR, MAIDEN, NOVICE, LIMIT, JUNIOR (4 YEARS OLD AND UNDER) YOUTH. To be shown at a walk, trot, extended trot, canter and extended canter, with light rein but still maintaining contact with horse's mouth. To be judged on performance with proper cadence and balance, manners and soundness 60%; type and conformation 40%.
3. CHAMPIONSHIP. The same specifications as the above paragraph except that the percentages are 50%-50% instead of 60%-40%.

SUBCHAPTER MO-9 MORGAN ROADSTER SECTION.**MO140 General.**

1. Gait requirements. The principal assignment for Roadsters is the trot. They shall be asked to trot at three distinctive speeds; the slow jog trot, the faster road gait and at full speed. Judges may ask Roadsters to walk. At all speeds they shall work in form with their heads set and their legs working beneath them. The trot should be balanced. Long sprawling action in front, dragging or trailing hind legs and spraddle gaited behind makes a balanced trot impossible. Animation, action, brilliance and competition ring presence should characterize Roadsters in working at a jog trot or road gait. When asked to show at speed, they must show speed and go in form. Although speed is of great importance, horses that pace, break or run on the turns must be severely penalized.
2. Judging Procedure. Roadsters enter the ring clockwise at a jog trot, show at a road gait; turn counter-clockwise at the jog trot, show at a road gait and then trot at speed. Horses should be shown on the rail at all times, except when passing and should go to the far end of every corner without side reining, should be light mouthed, capable of being taken up at any time, willing to walk and stand while being judged in the line-up. When horses are lined-up, no header is permitted and driver shall not leave his vehicle when left in the center of the ring while part of the class is on the rail for a workout. During the line-up, headers are permitted in Amateur, Master, Ladies and Juvenile Roadster classes. The header must not touch the entry except for safety reasons. During a workout the header may uncheck and hold the entry. However, when the workout is over the horse must be rechecked and the header must move away from the horse. The header must take no action that would affect the performance of any animal.

MO141 Appointments.

1. Appropriate harness includes blinkers of square pattern, snaffle bit, overhead check and running martingale. Horses are to be shown to a road bike with stirrups but without boot or basket. Quarter Boots or Bell Boots are allowed.
2. Under Saddle. Horses are to be shown under English Saddle with full martingale, and open bridle with snaffle bit, single or double reins. Quarter Boots or Bell Boots are allowed.

MO142 Attire.

Except as may otherwise be mandated by local law, exhibitors in Bike or Under Saddle classes shall wear stable colors, cap and jacket to match; protective headgear of any color is acceptable and encouraged. See GR801. Except as may otherwise be mandated by local law, while riding or driving a Roadster anywhere on the competition grounds, all juniors riding or driving a Roadster in Morgan, Bike or Under Saddle classes must wear properly fitting protective headgear which passes or surpasses ASTM (American Society for Testing and Materials)/SEI (Safety Equipment Institute) standards for equestrian use and carries the SEI tag as specified in GR801. Harness must be secured and properly fitted. A matching cover may be worn over the protective headgear or the protective headgear may be painted in matching stable colors.

MO143 Shoeing.

In Roadster classes the length of toe must not exceed 5 3/4" including pads and shoe.

MO144 Morgan Roadster Class Specifications.

NOTE: "Morgan type" is the criteria when judging type in Morgan Roadster classes.

1. SINGLE ROADSTER TO BIKE OPEN, AMATEUR, MASTER. To be shown to a road bike at a jog-trot, road gait and at speed. To be judged on performance with proper cadence and balance, speed, quality and manners 60%; type and conformation 40%.
2. ROADSTER UNDER SADDLE. To be shown at a jog-trot, road gait and at speed. To be judged on performance with proper cadence and balance, speed, quality and manners 60%; type and conformation 40%. Saddle classes do not qualify a horse for Bike Championships.
3. GREEN ROADSTER TO BIKE. A Green Roadster is a horse of any age in his first or second year of showing in Roadster Bike classes at any competition. To be shown at a jog-trot, road gait and at speed. To be judged on performance with proper cadence and balance, speed, quality and manners 60%; type and conformation 40%.
4. CHAMPIONSHIPS. The same specifications as the above paragraphs except the percentages are 50%-50% instead of 60%-40%.

SUBCHAPTER MO-10 MORGAN WORKING HUNTER SECTION.**MO145 General.**

1. Open to Morgan stallions, mares and geldings. Stallions are prohibited in Ladies and Junior Exhibitor classes. Morgan Working Hunters may be any size.
2. Morgan Working Hunters are to be judged on an even hunting pace, manners, smooth and calm jumping style, and the ability to accommodate hunting type conditions. Manners are especially emphasized in Amateur, Jr. Exhibitor, and Ladies classes. Horses must be serviceably sound and all horses being considered for an award over obstacles must be jogged for soundness with the rider dismounted.
3. Morgan Working Hunter horses should stand with all four legs perpendicular to the ground in the line-up.
4. Horses may be asked to back.

MO146 Appointments.

1. Saddles must be forward seat or jumping with or without a shaped pad with a leather or leather look alike girth, which may be cut out at the elbows, or a lonsdale, balding or string girth.
2. A breastplate is optional.
3. Martingales are optional over fences but are prohibited in Under Saddle classes, Hack and tie-breaking Under Saddle classes.
4. Bridles may be rolled or flat leather; browbands and cavessons may be of plain leather, flat, braided, raised or rolled.

5. Reins may be braided, laced or plain when used with a snaffle, pelham or hunting double bridle.
6. Bridles should be plain traditional hunting style, with biting to include snaffles or pelhams. If a full bridle (curb and bridoon) is used, the bridoon is thicker than in an English Pleasure full bridle. Excessive length of the curb shank shall be penalized. Plain cavesson nosebands are recommended. A judge may penalize for non-conventional types of bits and nosebands. Competitors may be refused an award unless they return for jogging soundness in the same bridle in which they performed.
7. Ladies side saddles may be used, but care must be used to ensure that they are safe and fitted correctly. See HU130.

MO147 Attire.

1. Informal Attire. Solid or conservative plaid hunter style jacket with buttons of the same or contrasting color (not brass). Soft hue or rust breeches worn with tall boots. Soft hue or rust jodhpurs worn with jodhpur boots and garters (fastened below the knee and appropriate for young riders but not inappropriate for any age). Dark hunting caps, hunting bowlers with or without hat guards or protective headgear for adults but Jr. Exhibitors must wear protective headgear per GR801. Conservative stock choker or four in hand tie with any color shirt. Gloves, hunting crop or short workman like bat optional. Unrowelled spurs with straps optional.
2. Formal Attire.
 - a. Ladies: Black, dark blue or charcoal hunter shadbelly with matching buttons. Buff or canary breeches. Hunting top hat with optional hat guard for adults but Jr. Exhibitors must wear protective headgear per General Rules, GR801. Canary vest or vest points, tall black hunt boots and gloves of black, buff or string. Whip with hunt thong or hunt bat optional. Unrowelled spurs with straps optional.
 - b. Men: Black, navy or charcoal hunter style jacket with matching buttons. Conservative four in hand tie or white stock tie. Buff or canary breeches. Black hunt boots. Dark hunting cap, bowler or protective headgear for adults but Jr. Exhibitors must wear protective headgear per GR801.
3. Ladies side saddle attire should comply with HU129.

MO148 Shoeing.

1. Morgan Working Hunter horses may be shod for the type of terrain being utilized. There are no specific weight limits, but the length of toe must not exceed 5 3/4" including pad and shoe. Weight attached to the exterior of the hoof or pad is prohibited. Borium or standard screw caulks are allowed.
2. At an all Morgan competition all Champions and Reserve Champions must have one foot measured immediately upon leaving the ring except in classes where points are accumulated to determine Championships (i.e. Dressage & Hunter). See GR510.

MO149 Courses.

1. Judges are encouraged to utilize courses designed to be suitable for local conditions and the horses competing. Heights that are stated in the prize list must never be exceeded and may be less than stated height.
2. Solid, sturdy obstacles are necessary and care must always be used in the placement, design and the flow of the course. Ground lines are crucial and the obstacles should simulate those found in the hunting field-post and rails, brush, stone and brick walls, white board fences, and gates, coops, oxers, etc. Targets and striped rails are not appropriate, but can often be redecorated or camouflaged to achieve a hunter style course.
3. Horses must execute at least eight jumping attempts, and any number of fences, jumped multiple times, will suffice. A change of direction is recommended in all classes.
4. Course diagrams must be posted at least one hour prior to the class. Fences should be numbered and the direction to be taken must be noted. If courtesy circles are to be restricted by a mandatory line, that line must be clearly marked on the course diagram and a marker must be on the course.

MO150 Morgan Working Hunter Class Specifications.

1. Under Saddle - Horses to be shown at a walk, trot, canter, and hand gallop both ways of the ring. For safety reasons, the judge may limit the number of horses to hand gallop at one time. Excessive speed at the hand gallop should be penalized. Light contact is required

and the horse should be responsive, obedient, alert and move freely. Horses should not be eliminated for slight errors.

2. Hunter Hack - Horses to be shown at a walk, trot and canter both ways of the ring. Horses are then individually asked to jump two fences and gallop one way of the ring. Fences—1'6" to 2'6".

3. Bridle Path Hack-Hunter type horse to be shown at a walk, trot canter and hand gallop both ways of the ring. To back easily and stand quietly while rider dismounts and mounts. Emphasis is placed on actual suitability to purpose.

4. Hunter classes may include, but are not limited to: Regular Working, Amateur/Owner, Adult Amateur, Youth, Jr. Exhibitor, Green, Pre-green, Schooling, Warm-up, Special, Maiden, Novice, Limit, Junior and divisions relating to the sex of the horse or rider, or the size of the horse.

5. Course designers should be encouraged to be conservative with fence heights not to exceed 3'6". If local conditions reveal active working hunters then more serious heights may be utilized but these should be balanced with classes of lesser height. The prize list wording can say "fences not over (given Height)" and this allows a variable fence height to be used. It would be unwise to state a bigger height than you would expect to use, as you would discourage potential exhibitors who might not attend at all.

6. Handy class obstacles should simulate those found in hunt country. There should be at least two changes of direction and a combination. Horses may be asked to lead over an obstacle.

7. Ins and outs should be as described in HU123.

8. Except in cases of inclement weather, broken equipment, for safety reasons or similar emergency, a course must not be altered except by permission of all exhibitors. Management may substitute original obstacles if they are rendered unusable. Exhibitors are encouraged to be as flexible as possible.

MO151 Championship Points.

1. A championship may not be offered in a section unless a minimum of two over fences classes and one Under Saddle class are held (exception: Ladies Side Saddle does not count). If a competition offers more than one Under Saddle class, only one may count towards the Championship. The prize list must specify the class to count.

2. When a Championship is offered, a poster must be kept in a prominent place with cumulative points charted. Only the first six places count toward Championship regardless of the number of ribbons offered.

3. Ribbons won in restricted classes will not count unless complementary classes are also offered to afford each equal opportunity to fulfill the minimum class requirements.

4. Ties are broken per HU150; the horse scoring the most points over fences wins the tie; or, in the face of a tie after that, the horses are shown and judged as an Under Saddle class.

MO152 Jumping Order.

See HU158.

MO153 Judging.

See HU131.

MO154 Performance.

See HU134.

MO155 Faults.

See HU135.

SUBCHAPTER MO-11 MORGAN HERITAGE DRIVING SECTION.

MO156 General.

1. *The Morgan Heritage class portrays the Morgan's place in history with detailed attire and correct tack and appointments conforming to the historical style of the entry. Historical styles should be pre-1950's. The horse should be appropriate for the historical style of the entry.*

2. *Shoeing. In all Morgan Heritage classes the length of toe must not exceed 5 3/4" including pads and shoe BOD 1/17/10 Effective 4/1/10*

MO157 Appointments.

1. *Attire: Attire should be as authentic as possible for the historic style of the entry and conform to the type of turnout.*
2. A one minute typewritten, double spaced description of the *entry and its historical significance* is required for the announcer.
3. *Driving: Entries in harness must use an antique or authentic antique reproduction vehicle. Drivers must carry a whip in hand at all times.*
4. *The tack should be in good condition, clean, fit properly and be appropriate for the historical style of the entry. BOD 1/17/10 Effective 4/1/10*

MO158 Class Specifications.

To be shown individually, or in groups, from a line up at gaits appropriate for the type of turnout. To be judged: 30% on performance, manners and way of going; 30% on attire, tack, vehicle and appointments; 30% on over-all impression; and 10% on historical write up. BOD 1/17/10 Effective 4/1/10

SUBCHAPTER MO-12 MORGAN EQUITATION.**MO159 Morgan Equitation Classes.**

Morgan Equitation classes (except AMHA Medal classes) are conducted according to Federation Chapter EQ, Subchapter EQ-1 and may be offered in five seats: Hunter Seat (Subchapter EQ-2), Saddle Seat (Subchapter EQ-3), Reining Seat (Subchapter EQ-4) or Western Seat (Subchapter EQ-4, but limited to Tests 1-5 under EQ128) and Dressage Seat (DR132). In Reining Seat or Western Seat Equitation classes that are not AMHA Medal Classes, hackamores, as defined in WS105.4, all snaffle bits including those defined in WS105.3, tie-downs, running martingales, draw reins, bosals, and cavesson type nosebands are prohibited.

MO160 Judging Requirements For All Seats.

1. In equitation classes, only the rider is being judged; therefore, any horse which is suitable for a particular style of riding and is capable of performing the required class routine is acceptable. Stallions are prohibited.
2. In Hunter Seat, Western Seat, Hunter Seat over Fences and Reining Seat classes, the fall of horse or rider must eliminate the entry. If the fall (or three disobediences in over fence classes) occurs during a ride-off, the contestant must be placed last of those chosen for the ride-off. In Saddle Seat classes, the fall of horse or rider does not necessarily eliminate the rider but may be penalized at the judge's discretion. For Western and Reining Seat classes, see Chapter EQ, Subchapter EQ-4, Western/Reining Seat Equitation Chart.
3. Any rider not having his mount under sufficient control must be dismissed from the ring and shall be disqualified from that class.
4. Riders must remain on the same mount throughout all phases of an equitation class until the judge requests a change.
5. No rider shall be asked to perform a test on another mount before the rider has been tested on their own.
6. No attendant shall be allowed in the ring except at the request of the judge.
7. Protective headgear is acceptable.

MO161 Morgan Saddle Seat Classic Equitation.

1. Open to all Junior riders who are less than eighteen (18) years old (GR126).
2. Riders must be mounted on a Morgan horse eligible to compete as a Classic horse (4 1/2" toe and 16 oz. shoe-with or without rim pad. A rim pad must follow the inner and outer edge of the shoe and the connection at the heel must not be wider than any aspect of the shoe).
3. Riders in these classes must not show in any other class in the Saddle Seat Section at said competition, except the AMHA Medal, USEF Medal, UPHA and NHS (Good Hands) classes. Riders are eligible to compete in the open Saddle Seat Equitation Championship if there is no Classic Equitation Championship.
4. Only informal attire as described in EQ117.1a is permitted in the Classic Equitation classes. Protective headgear is acceptable. When a rider who is competing in the Classic

Equitation class chooses to compete in the Medals, UPHA, and/or NHS classes, there is no informal attire requirement.

5. Entries must be shown in a full bridle (Weymouth/Bridoon) and flat English saddle. Gloves, whip or crop, and unrowelled spurs are optional.
6. Tests 1-16 (EQ120), Routine (EQ118), Position (EQ116) as found in the Equitation Subchapter EQ-3-Saddle Seat Section. Classes may be divided into age groups, as long as all Junior ages are included in said competition.

MO162 Morgan Collegiate Equitation.

1. Open to amateur riders (GR1306 and GR1307) who are at least eighteen (18) but less than twenty-two (22) years old (GR103).
2. Classes may be held in Saddle Seat, Hunter Seat, Stock or Western Seat, and Dressage Seat. All of the specifications appropriate to the named seats are applicable, including tests and patterns.
3. Protective headgear is acceptable. (GR801)

MO163 Morgan Adult Equitation.

1. Open to Amateur riders (GR1306 and GR1307) who are at least eighteen (18) years old (GR103).
2. Classes may be held in Saddle Seat, Hunter Seat, Reining Seat/Western Seat/Western Horsemanship, and Dressage Seat.
3. A pattern appropriate for adult riders is recommended. All of the specifications to the named seats are applicable, including tests and patterns.
4. Protective Headgear is acceptable. (GR801).
5. Ribbons won as a junior exhibitor affect a rider's status when competing as an adult.

MO164 AMHA Medal Class Rules.

1. AMHA offers six Silver Medal Classes (Saddle Seat, Western Seat, Reining Seat, Hunter Seat on the Flat, Hunter Seat over Fences and Dressage Seat) at competitions recognized by The Federation or Equine Canada for competitions held within the United States and Canada or by AMHA for competitions held outside of the United States and Canada. AMHA Medal Class Rules take precedence over The Federation and Equine Canada rules.
2. At least five of six AMHA Medal Classes are offered at all AMHA Regional Competitions.
3. AMHA Silver Medal Classes must be officiated by a judge who is recognized (large "R" or small "r") by The Federation or Equine Canada in either the Morgan Division or in the equitation seat being performed.
4. Exhibitors in AMHA Medal Classes must be AMHA members in good standing. Riders in the Saddle Seat, Western Seat, and Hunter Seat on the Flat Medal Classes must not have reached their 18th birthday as of December 1st of the competition year. Riders in the Reining Seat, Hunter Seat over Fences and Dressage Seat classes must be under 22 years of age as of December 1st of the competition year.
5. Exhibitors must ride a registered Morgan mare or gelding.
6. In AMHA Dressage Seat Medal, Reining Seat Medal, and Hunter Seat over Fences Medal, participants may compete in the Silver and Gold Medal Classes under the shoeing and event guidelines of their respective disciplines. In all Medal Classes, including the above and also including the Saddle Seat Medal, Western Seat Medal, and Hunter Seat on the Flat Medal, horses may be shown in Morgan competitions in the same shoes with which they compete in classes governed by Federation Chapter EQ, Equitation Division.
7. For the Silver Medal to be awarded in the Saddle Seat, Western Seat, Hunter Seat on the Flat, Dressage Seat, Reining Seat, and Hunter Seat over Fences Medal Classes, exhibitor(s) with proper appointments must show and be judged. Riders must qualify for the Grand National Gold Medal Class in Saddle Seat, Western Seat, or Hunter Seat on the Flat at competitions licensed by The Federation or Equine Canada for competitions held within the United States and Canada or by AMHA for competitions held outside of the United States and Canada.
8. The Silver Medal will be awarded to the first place winner and a certificate suitable for framing will be awarded to the second place rider.
9. First and second-place AMHA Medal Class winners qualify to ride in the Medal Class Finals at the next Grand National & World Championship Morgan Horse Show.

10. In Dressage Seat, riders can qualify for the Grand National Gold Medal Class by riding a registered Morgan in an open Federation Dressage competition and earning a score of 60% or higher in Training Level, Test Four. A copy of the test, including name of competition, the score and the judges signature, must be sent to the AMHA office by the rider prior to the Grand National entry deadline.

11. In Reining Seat, riders may qualify for the Grand National Gold Medal Class by riding a registered Morgan in an open Federation or NRHA recognized competition and receiving a score of 70 points or higher in reining or a first-, second- or third-place in Reining Seat equitation. A copy of the prize list and proof of the score or placing must be signed by the Competition Secretary and submitted to the AMHA office by the rider prior to the Grand National entry deadline.

12. In Hunter Seat Over Fences, riders may qualify for the Grand National Gold Medal Class by riding a registered Morgan in an open Federation Hunter over Fences Equitation class and placing first, second or third. A prize list and proof of placing signed by the Competition Secretary must be submitted to the AMHA office by the rider prior to the Grand National entry deadline.

13. Silver Medal winners may not compete in further medal classes in that seat for the remainder of the qualifying year, except in Dressage Seat where qualifiers may ride, but will not be considered for placing or included in those who count for minimum number required to fill the class.

MO165 Steps To Hold AMHA Medal Classes.

1. Prior to the publication of its prize list, the competition management shall apply in writing to AMHA. Permission to hold an AMHA Medal Class will not be granted to more than one competition at the same location on a particular weekend. The medal class fee must be sent with the report form after the competition is held.

2. Prize lists must refer to the AMHA Medal Class specifications outlined in Rules MO164 and MO167 - MO172.

3. The Competition Secretary must verify that all entries in AMHA Medal Classes are current youth members of AMHA. The AMHA will provide a list of current members to the Competition Secretary when sending the report form. Participants not included on this list must present their current AMHA membership card or submit a \$10 fee and membership application to the Competition Secretary prior to the class. The competition will be responsible for forwarding these fees to the AMHA with the name, address and birth date of the participant. Duplicate membership fees will be credited to the participant's account at AMHA. Competitions failing to collect this fee must pay a \$10. fee for each non-member in the medal class.

4. Post entries may be accepted if the prize list so states.

5. When additional tests are desired, the judge's instructions to the riders shall be publicly announced. It is suggested that the judge go over these instructions with the announcer immediately before they are announced to ensure mutual understanding of the wording. Judges must not confer with riders individually during the lineup. Individual workout instructions may be posted for all competitors to study, at least one hour before the session containing the class. And, if so, announced to the exhibitors.

6. Competitions offering AMHA Medal Classes are requested, but not required, to offer two additional equitation classes in each seat.

7. The Competition Secretary must complete the AMHA Medal Class Report Form and send it with fees to the AMHA office within TEN days of the last day of the competition.

MO166 AMHA Medal Class Finals.

1. All first or second-place AMHA Silver Medal Class winners qualify to ride in the Medal Class Finals held at the next Grand National & World Championship Morgan Horse Show, providing the age eligibility requirement is met, and all riders are current AMHA members.

2. Judges for all AMHA Medal Class Finals must be recognized by the Federation as a Registered (large "R") judge or recognized as a small "r" judge in that seat. (Exception: Judges holding an NRHA license may officiate any Reining Seat equitation class, including the AMHA Medal).

3. The winner of an AMHA Medal Class Final is no longer eligible to compete in the medal class in the seat that the rider has won.

4. The names of all AMHA Gold Medal Winners will be engraved on a perpetual trophy that shall remain the property of AMHA and be on display at the AMHA office.
5. A rider need not ride the horse on which he/she qualified, but must not use a horse in the Dressage Seat Medal Finals that has competed above the Third Level.
6. In the finals, the class must be worked on the rail in groups of 20 or less and all contestants are required to perform an individual workout. If necessary, preliminary classes will be held with ALL riders performing an individual workout. A minimum of 12 riders (with a maximum of 15 riders) will be chosen to compete in the final ride-off. All riders in the final ride-off will be required to perform an individual workout. Scores/placings from the preliminary class will not be carried over to the final ride-off.
7. The judge must approve the course design for the Hunter Seat over Fences Medal Finals which must be posted one hour before the class. Obstacles used must conform to those outlined in the Hunter Division.
8. In the Dressage Seat Medal Finals, a ride-off will be required if the scores are tied for first place. Duplicate awards may be given for remaining placings that are tied, i.e. 3rd through 10th.
9. If an equitation horse is incapacitated in the preliminary or before the ride-off, a substitution will be permitted upon examination of the incapacitated horse by a competition veterinarian and a judge or a steward.



MO167 AMHA Saddle Seat Medal Class.

Exhibitors must be AMHA youth members in good standing and must not have reached their 18th birthday as of December 1 of the competition year.

1. SEAT AND HANDS

a. **GENERAL**-Judges should note that the required equitation seat should in no way be exaggerated, but be thoroughly efficient and most comfortable for riding the type of horse called for at any gait and for any length of time. Riders should convey the impression of effective and easy control. To show a horse well, the rider should show himself/herself to the best advantage. Ring generalship shall be taken into consideration by the judge. A complete picture of the whole is of major importance.

b. **HANDS**-Hands should be held in an easy position, neither perpendicular nor horizontal to the saddle, and should show sympathy, adaptability, and control. The height the hands are held above the horse's withers is a matter of how and where the horse carries his head. The method of holding the reins is optional, except that both hands shall be used and all reins must be picked up at one time. Bight of rein should be on the off side.

c. **BASIC POSITION**-To obtain proper position, the rider should place himself comfortably in the saddle and find his center of gravity by sitting with a slight bend at the knees, without the use of irons. While in this position, adjust leathers to fit. Irons should be placed under the ball of the foot (not toe nor home), with even pressure on entire width of sole and center of the iron. Foot position should be natural (neither extremely in nor out).

d. POSITION IN MOTION-Walk: slight motion in saddle. Trot: slight elevation in saddle while posting; hips under body, not mechanical up and down nor swinging forward and backward. Canter: close seat, going with horse.

2. APPOINTMENTS

a. PERSONAL-Exhibitors and judges should bear in mind that, at all times, entries are being judged on ability. However, neatness should be the first consideration of attire. The following requirements are based on tradition and general present-day customs. Judges must eliminate those contestants who do not conform. Adjustments to tack and attire for valid medical reasons are permitted providing the steward is notified prior to the class. Protective headgear with harness is acceptable.

Informal: Conservative colors are required (i.e. herringbone, pinstripes, and other combinations of colors that appear to be solid). Solid colors include black, blue, gray, dark green, beige, brown, or dark burgundy. Jacket with MATCHING JODHPURS, derby or soft hat, or protective headgear, and jodhpur boots must be worn.

Formal: Even more conservative attire is required for evening wear. Solid colors include dark gray, dark brown, dark blue or black tuxedo-style jacket with collars and lapels of the same color; jodhpurs to match, top hat or protective headgear, cummerbund, and gloves are appropriate. The most formal evening outfit would include a tuxedo-style Saddle Suit, top hat (ladies), homburg (men), patent leather boots, wing collar shirt, white pique tie, white vest, cummerbund and white gloves. A dark riding habit with accessories and jodhpur boots is also acceptable. Formal riding habits must not be worn before 6 p.m. and are not mandatory after 6 p.m.

Miscellaneous: Spurs of the unrowelled type and whip or crop are optional.

b. TACK-Bridle: Entries must be shown in full bridles (curb and bridoon). Martingales or similar tiedowns are prohibited. Saddle must be of the flat, English style. Forward seat, Dressage seat, or Western saddles are prohibited.

3. CLASS ROUTINE

a. Entries are to enter the ring at a trot and are to be judged both ways of the ring at the walk, trot, and canter. At the canter, entries should always be on the correct lead. The reverse may be executed by turning either toward or away from the rail. At least the top four riders must perform two or more individual tests. When individual tests are called for, the judge's decision is a 50-50 analysis of the rail work and the individual tests. If there are more than 20 entries in the class, the judge must work contestants in groups of 20 or less. Division of the class must be publicly announced and posted at least two hours prior to the start of the class.

4. TESTS FROM WHICH JUDGES MUST CHOOSE

Tests may be performed either individually or collectively but only the tests below may be used. Instructions must be publicly announced. Individual workout instructions may be posted for all competitors to study, at least one hour before the session containing the class, and, if so, announced to the exhibitors.

- a. Address reins-the process of laying down reins and picking up reins (only in line up).
- b. Back for not more than eight steps.
- c. Performance on rail.
- d. Performance around ring.
- e. Feet disengaged from stirrups, then reengaged, in the lineup only.
- f. Change of diagonals down center of ring or on the rail.
- g. Execute serpentine at a trot. A series of left and right half circles off center of imaginary line where correct diagonal must be shown.
- h. Circle at a trot.
- i. Figure eight at trot demonstrating change of diagonals. Unless specified, it may be started either facing the center or away from the center. If started facing the center, it must be commenced from a halt. At left diagonal rider should be sitting the saddle when left front leg is on the ground; at right diagonal rider should be sitting saddle when right front leg is on the ground. When circling clockwise, rider should be on left diagonal; when circling counterclockwise, rider should be on right diagonal.
- j. Execute serpentine at a canter on correct lead demonstrating simple change of lead.

(This is a change whereby the horse is brought back to a halt/walk and restarted into a canter on the opposite lead.)

- k. Circle at the canter on the correct lead.
- l. Figure eight at canter on a correct lead demonstrating simple change of lead. Unless specified, it can be started either facing the center, or away from the center. If started facing the center, it must be commenced from a halt. Figures are commenced in center of two circles so that one lead change is shown.
- m. Change leads down center of ring or on the rail demonstrating simple change of lead.
The judge must specify exact lead changes to be executed and the beginning lead. In a simple change of lead, the horse is brought back to a halt/walk and restarted into a canter on the opposite lead from the halt or walk.
- n. Demonstration ride of approximately one minute on own mount. Movements must be selected from Tests .a-.m above. Rider must advise judge beforehand what ride they plan to demonstrate. Riders must have with them two copies (one for judge and one for announcer) of a written, one-minute work-out in case the judge asks for this test. The test must be stopped at the end of one minute, but the rider will not be penalized for not completing it.
- o. Exchange horses, no more than three pairs of riders and horses to exchange. Saddle may be exchanged. The attendant for each horse being exchanged must be allowed in the ring only to facilitate the change.
This test is used only to break a tie within the pairs of riders. In other words, if two pairs are called to exchange horses, one pair will receive 1st and 2nd place, and the other pair will receive 3rd and 4th place.
- p. Ride without stirrups for a brief period of time, no more than one minute at the trotting phase. Riders may be asked to engage stirrups at a halt or walk.



MO168 AMHA Western Seat Medal Class.

Exhibitors must be AMHA youth members in good standing and must not have reached their 18th birthday as of December 1 of the competition year.

1. SEAT AND HANDS

- a. GENERAL-Riders will be judged on seat, hands, performance of horse, appointments of horse and rider, and suitability of horse to rider. Results as shown by the performance of the horse are NOT to be considered more important than the method used in obtaining them.
- b. HANDS-In repose, arms are in a straight line with body, and the one holding the reins is bent at the elbow. Only one hand is to be used for reining and hands shall not be changed. Hand to be around reins. When ends of split reins fall on near side, one finger between the reins is permitted. When using romal or when ends of split reins are held in hand not used for reining, no finger is allowed between the reins. The position of the hand not being used for reining is optional, but it should be kept free of the horse and equipment and held in a relaxed manner with the rider's body straight at all times.

Rider may hold romal or end of split reins to keep from swinging and to adjust the position of reins, provided there are at least 16 inches of rein between the hands. If a romal is used, hands are to be above the horn and as near to it as possible. Bracing against horn or coiled riata will be penalized.

c. **BASIC POSITION**-The stirrup should be just short enough to allow heels to be lower than toes. Body should appear comfortable, relaxed, and flexible. Feet should be placed in the stirrups with the weight on the ball of the foot. Consideration, however, should be given to the width of the stirrups, which vary on Western saddles. If stirrups are wide, the foot may have the appearance of being home when, in reality, the weight is being properly carried on the ball of the foot.

d. **POSITION IN MOTION**-Rider should sit to jog and not post. At the lope, he should be close to saddle. All movements of horse should be governed by the use of imperceptible aids and the shifting of rider's weight is not desirable.

2. APPOINTMENTS

a. **PERSONAL**-Riders must wear suitable hat; long-sleeved shirt with collar; a necktie, kerchief or bolo tie or pin; trousers or pants (a one-piece equitation suit is acceptable provided it includes a collar). Chaps, shotgun chaps or chinks and boots are required. A vest, jacket, coat and/or sweater may also be worn. Protective headgear is acceptable; it is not required to be of Western type. Spurs are optional. Hair must be neat and fastened so as not to cover rider's number.

b. **TACK**-The saddle should fit the rider. It may be a slick or swelled fork, have a high or low cantle, but must definitely be sized to the rider. Nothing which would prevent the stirrups from hanging freely shall be added to or deleted from a standard western saddle. Exhibitors must not ride side-saddle. There shall be no discrimination against any legal western bit. Curb chains and leather chin straps may be used, but must be flat, at least 1/2" in width and lie flat against the jaws of the horse. Wire, rawhide, metal or other substance must not be used in conjunction with or as part of the leather chin strap or curb chains. A light lip strap is permissible. Hackamores, bosals, or snaffle bits may not be used and rider must show with one hand. Silver equipment may be used, but should not be given preference over good working equipment. Shin, bell or skid boots are prohibited. Bridles may be checked at the discretion of the judge(s). The judge(s) may designate the steward to check bridles. If checking is done in the class lineup, one attendant must be invited in, and if requested by the judge(s), may assist in the checking of bridles. The attendant may assist with re-bridling and remounting.

c. Competitors must be penalized for incomplete appointments and attire but not necessarily disqualified.

3. CLASS ROUTINE

a. Entries are to enter the ring at a walk or jog, and are to be judged at a flatfooted, four-beat walk; diagonal, two-beat jog; and three-beat lope. They are worked both ways of the ring. At the lope, entries should be on the correct lead. The reverse may be executed by turning either toward or away from the rail. All contestants are required to back in a straight line during the line up in all classes. At least the top four riders must perform two or more individual tests. When individual tests are called for, the judge's decision should be a 50-50 analysis of the rail work and the individual tests. If there are more than 20 entries in the class, the judge must work contestants in groups of 20 or less. Division of the class must be publicly announced and posted at least two hours prior to the start of the class. Due to the difficulty of properly fitting tack, riders shall not be asked to change horses.

4. TESTS FROM WHICH JUDGES MUST CHOOSE

Tests may be performed either collectively or individually, but only the tests below may be used. Instructions must be publicly announced. Individual workout instructions may be posted for all competitors to study, at least one hour before the session containing the class, and, if so, announced to the exhibitors.

a. Back.

b. Individual performance.

c. Figure eight at the jog.

d. Lope and stop.

e. Figure eight at lope on correct lead, demonstrating simple change of lead. This is a change whereby the horse is brought back into walk or jog and restarted into a lope on

the opposite lead. One figure eight demonstrates two changes of lead and is completed by closing up the last circle and stopping in the center of the eight.

- f. Turn on the haunches or on the forehand (from the walk).
- g. Extended jog on or off the rail.
- h. Lope on the counter lead.
- i. Demonstration ride of approximately one minute. Rider must advise judge beforehand what ride he plans to demonstrate.
- j. Execute serpentine at a trot and/or lope on correct lead, demonstrating changes of lead. (Either coming to a halt or flying lead changes)

MO169 AMHA Reining Seat Medal Class.

Exhibitors must be AMHA youth members in good standing and must not have reached their 22nd birthday as of December 1 of the competition year.

1. SEAT AND HANDS-See Western Seat Medal Class #1.
2. APPOINTMENTS
 - a. PERSONAL-Riders must wear suitable hat, long-sleeved shirt with collar, a necktie, kerchief or bolo tie or pin, trousers or pants (a one-piece equitation suit is acceptable provided it includes a collar). Chaps, shotgun chaps or chinks and boots are required. A vest, jacket, coat and/or sweater may also be worn. Protective headgear is acceptable; it is not required to be of Western type. Spurs are optional. Hair must be neat and securely fastened if long so as not to cover rider's number.
 - b. TACK-The saddle must fit the rider. It may be a slick or swelled fork, have a high or low cantle, but must definitely be sized to the rider. Nothing which would prevent the stirrups from hanging freely shall be added to or deleted from a standard Western saddle. Exhibitors may not ride side-saddle. There shall be no discrimination against any legal Western bit. Curb chains and leather chin straps may be used, but must be flat, at least 1/2" in width and lie flat against the jaws of the horse. No wire, rawhide, metal or other substance may be used in conjunction with or as part of the leather chin strap or curb chain. A light lip strap is permissible. Hackamores, bosals and snaffle bits may not be used. Rider must show with one hand. Silver equipment may be used, but should not be given preference over good working equipment. Shin, bell or skid boots are permitted. Judge must ask to have bits dropped with rider dismounted.
 - c. Competitors must be penalized for incomplete appointments and attire but not necessarily disqualified.
3. CLASS ROUTINE
 - a. Each entry must perform one of the Federation Reining patterns outlined in RN107.
 - b. The Reining Seat Medal Class is an equitation class where position, hands and seat are paramount. The class will be judged 50% on equitation and 50% on the reining pattern. A contestant who is off pattern will be disqualified and will not receive any award except in a ride-off where the contestant shall be placed last of those chosen for the ride-off.
 - c. The horse should be in perfect balance at all times, working entirely off his haunches. Neck and head should be in a direct line with body, mouth closed and head at normal height. If the horse works off his hindquarters at all times and in a straight line, all possibility of draw-reining will be avoided. It must be remembered that, above all, a reining horse is one that responds instantly and smoothly to all aids.
4. REINING SEAT PATTERN
 - a. INSTRUCTIONS-The pattern MUST be posted one hour prior to the class. The judge will select which pattern will be used. The pattern MUST be publicly announced and the judge MUST give riders the opportunity to ask questions at the start of the class.
 - b. THE PATTERNS-The rider must perform one of the patterns in the Reining Horse Division of the current Federation Rule Book. A reining pattern must be used.



MO170 AMHA Hunter Seat On The Flat Medal Class.

Exhibitors must be AMHA youth members in good standing and must not have reached their 18th birthday as of December 1 of the competition year.

1. SEAT AND HANDS

a. **GENERAL**-Rider should have a workman-like appearance, seat and hands light and supple, conveying the impression of complete control should any emergency arise. Exhibitors may not ride side-saddle.

b. **MOUNTING AND DISMOUNTING**-To mount, take up reins in left hand and place hand on withers. Grasp stirrup leather with right hand and insert left foot in stirrup and mount. To dismount, either step down or slide down. The size of rider must be taken into consideration.

c. **HANDS**-Hands should be over and in front of horse's withers, knuckles 30 degrees inside the vertical, hands slightly apart and making a straight line from horse's mouth to rider's elbow. Method of holding reins is optional and bight of reins may fall on either side. However, all reins must be picked up at the same time.

d. **BASIC POSITION**-The eyes should be up and the shoulders back. Toes should be at an angle best suited to the rider's conformation; ankles flexed in, heels down, calf of leg in contact with horse and slightly behind girth. Iron should be on ball of foot and must not be tied to the girth.

e. **POSITION IN MOTION**-At the walk and slow trot, body should be vertical; posting trot, inclined forward; canter, halfway between the posting trot and the walk; galloping and jumping, same inclination as the posting trot.

2. APPOINTMENTS

a. **PERSONAL**-Exhibitors and judges should bear in mind that at all times entries are being judged on ability rather than on personal attire. Riders must wear coats of any tweed or melton appropriate for hunting (conservative wash jackets in season), breeches (or jodhpurs), and boots. Conservative colored protective headgear with harness in accordance with GR801.3 is mandatory. Spurs of the unrowelled type, crop, or bat optional. Judges must eliminate contestants who do not conform. All juniors riding in Hunter, Jumper, and Hunter Seat Equitation sections must not ride anywhere on the competition grounds without wearing protective headgear passing testing standards. (Refer to GR801.) Harnesses must be secured, and if said headgear has a brim, it must be flexible or semi-flexible. Any rider violating this rule at anytime must immediately be prohibited from further riding until his headgear is properly in place.

b. **TACK**-Regulation snaffles, pelhams, kimberwicks and full bridles, all with Hunter cavesson nosebands are permitted. A judge at his own discretion may penalize a horse with non-conventional types of bits or cavessons. A Hunting or Forward seat saddle is required; a cut-back saddle is not permitted. Breastplates are permitted without the martingale attachment.

3. CLASS ROUTINE

a. Entries are to enter the ring at a walk or trot and are to be judged at a flatfooted four-beat walk, diagonal two-beat trot, and three-beat canter. They are worked both ways of the ring. At the canter, entries should be on the correct lead. The reverse may be executed by turning either toward or away from the rail. At least the top four riders must perform two or more individual tests.

When individual tests are called for, the judge's decision is a 50-50 analysis of the rail-work and the individual tests. If there are more than 20 entries in the class, the judge must work contestants in groups of 20 or less. Division of the class must be publicly announced and posted at least two hours prior to the start of the class.

4. TESTS FROM WHICH JUDGES MUST CHOOSE

Tests may be performed either individually or collectively, but only the following tests may be used. Instructions must be publicly announced. Individual workout instructions may be posted for all competitors to study at least one hour before the session containing the class, and, if so, announced to the exhibitors.

- a. Halt (4 to 6 seconds) and/or back.
- b. Hand gallop.
- c. Figure eight at trot, demonstrating change of diagonals. At left diagonal, rider should be sitting the saddle when left front leg is on the ground; at right diagonal, rider should be sitting the saddle when right front leg is on the ground; when circling clockwise at a trot, rider should be on left diagonal, and when circling counter-clockwise, rider should be on right diagonal.
- d. Figure eight at canter on correct lead, demonstrating simple change of lead. This is a change whereby the horse is brought back into a walk or trot (either is acceptable unless the judge specifies) and re-started into a canter on the opposite lead. Figures to be commenced in center of two circles so that one change of lead is shown.
- e. Work collectively at a walk, trot, or canter.
- f. Pull up and halt (4 to 6 seconds).
- g. Dismount and mount individually.
- h. Turn on the forehand.
- i. Figure eight at canter on correct lead, demonstrating flying change of lead.
- j. Execute serpentine at a trot and/or canter on correct lead demonstrating simple or flying change of lead. (See EQ113.4 for simple change.)
- k. Change leads *or change diagonals* on a line demonstrating a simple or flying change of lead *or change of diagonal*. (See EQ113.4 for simple change.)
BOD 1/17/10 Effective 4/1/10
- l. Change horses. (Note: This test is the equivalent of two tests.)
- m. Canter on counter lead. (Note: No more than twelve horses may counter canter at one time.)
- n. Turn on the haunches from the walk.
- o. Demonstration ride of approximately one minute. Rider must advise judge beforehand what ride he plans to demonstrate.
- p. Ride without stirrups or drop and pick up stirrups.

MO171 Hunter Seat Over Fences Medal Class.

Exhibitors must be AMHA youth members in good standing and must not have reached their 22nd birthday as of December 1 of the competition year.

1. SEAT AND HANDS-See Hunter Seat on the Flat, #1.
2. APPOINTMENTS
 - a. PERSONAL-See Hunter Seat on the Flat, #2a.
 - b. TACK-Same as Hunter Seat on the Flat, #2b, with following exceptions: Martingales are optional over fences. Boots and conservative-colored bandages are permissible. Any change of equipment during a class may be penalized at the discretion of the judge, but adding or taking off a martingale from one phase of the class to another is not considered a change.
 - c. HORSE-Only one rider per horse, one entry per rider.
3. CLASS ROUTINE
 - a. To be shown over a figure eight course of not less than six obstacles at 2'6" which must include one combination, including an oxer, and two changes of direction (two changes of lead) after the first fence. The performance begins when the horse enters

the ring or is given the signal to proceed after entering ring. Except for refusals, jumping faults of the horse are not to be considered unless it is the result of the rider's ability.

b. The following are major faults and may be cause for elimination:

- (1) A refusal
- (2) Loss of stirrup
- (3) Loss of reins
- (4) Trotting on course when not part of a test

c. Each contestant may circle once if desired before approaching first jump. They shall then proceed around course, keeping an even pace throughout. Three cumulative refusals will eliminate a contestant. If a refusal occurs in a double or triple, riders shall rejump all elements of the combination. If the judge requests additional tests, at least four exhibitors may be called back to perform at a walk, trot, and canter, or to execute two or more individual tests.

4. TESTS FROM WHICH JUDGES MUST CHOOSE

a. Halt (4 to 6 seconds) and/or back.

b. Hand gallop.

c. Figure eight at trot, demonstrating change of diagonals. At left diagonal, rider should be sitting the saddle when left front leg is on the ground; at right diagonal, rider should be sitting the saddle when right front leg is on the ground; when circling clockwise at a trot, rider should be on left diagonal; and when circling counter-clockwise, rider should be on the right diagonal.

d. Figure eight at canter on correct lead, demonstrating simple change of lead. This is a change whereby the horse is brought back into a walk or trot and restarted into a canter on the opposite lead. Figures to be commenced in center of two circles so that one change of lead is shown.

e. Work collectively at a walk, trot, or canter.

f. Pull up and halt (4 to 6 seconds).

g. Jump low obstacles at a walk and trot as well as at a canter. The maximum height for a walk obstacle is 6". The maximum height and spread for a trotting obstacle is 2'6".

h. Dismount and mount individually.

i. Turn on the forehand.

j. Figure eight at canter on correct lead demonstrating flying change of lead.

k. Execute serpentine at a trot and/or canter on correct lead *and/or correct diagonal* demonstrating simple or flying change of lead *and/or change of diagonal*.

BOD 1/17/10 Effective 4/1/10

l. Change leads on a line demonstrating a simple or flying change of lead.

m. Change horses. (Note: this test is the equivalent of two tests.)

n. Canter on counter lead. (Note: no more than twelve horses may counter canter at one time.)

o. Turn on the haunches from the walk.

p. Demonstration ride of approximately one minute. Rider must advise judge beforehand what he plans to demonstrate. Riders must have with them two copies (one for the judge and one for the announcer) of a written workout in case the judge asks for this workout. The test must be stopped at the end of one-minute, but the rider will not be penalized for not completing it.

q. Ride without stirrups or drop and pick up stirrups.

MO172 AMHA Dressage Seat Medal Class.

Exhibitors must be AMHA Youth Members in good standing and must not have reached their 22nd birthday as of December 1 of the competition year.

1. Position and Aids of the Rider. The rider's position, seat, and use and effect of the aids will be judged as follows:

a. All the movements should be obtained without apparent effort of the rider. He should be well balanced with his loins and hips supple, thighs and legs steady and well stretched downward. The upper part of the body easy, free and erect with the hands low and close together without, however, touching either each other or the horse and with the thumb as the highest point; the elbows and arms close to the body enabling the rider to follow the movements of the horse smoothly and freely and to apply his aids imperceptibly. This is the only position making it possible for the rider to school his horse progressively and correctly.

- b. Not only the aids of the hands and the legs but also of the seat are of great importance in dressage. Only the rider who understands how to contract and relax his loin muscles at the right moment is able to influence his horse correctly.
 - c. Riding with both hands is obligatory.
 - d. The use of the voice in any way whatsoever or clicking the tongue once or repeatedly is a serious fault involving the deduction of at least 2 marks from those that would otherwise have been awarded for the movement where this occurred.
2. Attire.
- a. The dress code is a short riding coat of conservative color, with tie, choker or stock tie, white or light-colored breeches or jodhpurs, boots or jodhpur boots, a hunt cap or riding hat with a hard shell, derby or top hat. A cutaway coat (modified tailcoat) with short tails is permitted.
 - b. Half chaps, gaiters and/or leggings are not allowed.
 - c. Gloves of conservative color are recommended.
 - d. One whip no longer than 47.2 inches (120 cm), including lash may be carried in all classes.
 - e. Spurs must be made of metal. The shank must be either curved or straight pointing directly back from the center of the spur when on the rider's boot. If the shank is curved, the spurs must be worn only with the shank directed downwards. However, swan necked spurs are allowed. The inside arm of the spur must be smooth. If rowels are used, they must be blunt/smooth and free to rotate. Metal spurs with round hard plastic knobs on the shank are allowed ("Impuls" spur). "Dummy" spurs with no shank are also allowed. This restriction also applies to warm-up and training areas, as well as during competition. Back numbers must be displayed.
3. Saddlery and Equipment.
- a. An English type saddle with stirrups is compulsory. An English type saddle may be constructed with or without a tree but cannot have a horn, swell, gallerie, or open gullet. Australian, Baroque, Endurance, McClellan, Spanish, Stock, or Western saddles are not permitted nor are modified versions of these saddles. Saddle pads are optional, but should be white or of conservative color.
 - b. A plain snaffle bridle made entirely of leather or leather-like material is required with a regular cavesson, a dropped noseband, a flash noseband (a combination of a cavesson noseband and a dropped noseband attachment) or a crossed noseband. A padded noseband is allowed. For required snaffle bits, refer to DR121 Figure 1A.
4. Class Routine:
- a. The number of horses to be worked simultaneously will not exceed 25. In the finals, it is required that all riders perform independent tests, selected from the tests below.
 - b. Horses to enter the ring at a medium walk. To be judged at a medium walk, working trot (sitting and rising) and working canter both ways of the ring. The judge may ask any and/or all riders to perform movements and exercises as required at Training and First level. These may be performed singly or as a group:
 - (1) Free Walk
 - (2) Transitions from one gait to the next in both directions
 - (3) Transitions from walk to halt and vice versa
 - (4) Change of direction across the diagonal, down the centerline, across the arena, and/or by making a half-circle at the walk or trot
 - c. Additional tests to be ridden only in small groups or individually include:
 - (1) Transitions
 - (2) Leg yield
 - (3) Changes of lead through trot
 - (4) Serpentine at the trot
 - (5) Shallow loop serpentine with counter canter
 - (6) Trot lengthening and/or canter lengthening
 - (7) Riding without stirrups
 - d. No change of horses may be asked for by the judge.
 - e. Although the rider is being judged, lameness of the horse horses will be penalized (Refer to DR122.6)
5. Eliminating penalties:
- a. Illegal saddlery

- b. Improper attire
 - c. Unauthorized assistance
 - d. Tongue ties
 - e. Cruelty
 - f. Marked lameness
 - g. Evidence of blood on a horse while competing
6. Scoring: Rider scores and placings will be determined by averaging the total scores from the judge. Placings to the number of ribbons awarded plus two reserves. Tied scores will be broken by requiring the riders to perform an additional independent test; the higher score receives the higher placing. Morgan Dressage Seat Medal Scoresheets must be used. The official scoresheet is available from the Federation.

SUBCHAPTER MO-13 MORGAN WALK AND TROT SECTION.

MO173 General.

Open to riders who are less than twelve (12) years old (GR103). To be judged on the rail at the walk and trot only. Rider must not have been judged in ANY saddle class, test or pattern that has required a canter in a recognized or non-recognized competition. Riders may not enter any other class in the competition in which they are competing with the exception of other walk and trot classes, driving, fitting and showmanship, judging team competitions and specialty classes such as costume and other non-canter events, etc. Competitions are encouraged to divide the walk and trot divisions by age (suggested but not limited to: 8 and under and 9 through 11) and seat (Saddle Seat, Hunter Seat, Western or Reining Seat, Dressage Seat). Stallions are prohibited. Equipment, attire and presentation must match the discipline being ridden and the class entered. Protective headgear is acceptable. Horses must not be asked to back. Before horses are judged in the line up, one attendant without whip per entry will be permitted in the lineup and will be called in by the announcer. Attendant must stand back for the entry to be judged. REFERENCE TO THIS ARTICLE MUST BE INCLUDED IN THE LISTING OF THE CLASS SPECIFICATIONS IN THE PRIZE LIST.

MO174 Morgan Walk and Trot Equitation.

To be judged as an equitation class where only the rider is judged. Classes may be held in Saddle Seat, Hunter Seat, Reining Seat/Western Seat/Western Horsemanship, and Dressage Seat. No tests or patterns may be called for. Horses must not be asked to back. See Walk and Trot General Instructions. (See MO173.)

MO175 Morgan Walk and Trot Pleasure.

To be judged as a pleasure class with manners paramount. Classes may be held in the disciplines of Saddle Seat, Hunter Seat, Western Seat, and Dressage Seat. Ring procedure, apparel, equipment, presentation, and class specifications are those appropriate to each discipline. Horses must not be asked to back. See Walk and Trot General Instructions. (See MO173.)

SUBCHAPTER MO-14 MORGAN REINING SECTION.

MO176 General.

1. Horses must be registered Morgans (see MO101).
2. The Morgan Reining Section shall be conducted in general accordance with the current NRHA Handbook as modified by the following Morgan rules. Where these Morgan rules are silent, NRHA rules prevail.
3. SHOEING. The length of toe shall not exceed 5 3/4" including pads and shoe.
4. ENTRIES. There is no restriction on the number of rides per exhibitor per class.
5. DRAWS & ORDER OF GO. All entries in a class must be drawn for position by the show committee and/or the Steward and the class must be run as drawn.
6. SUBSTITUTION OF RIDERS. Competition management may allow substitution only in case of injury.
7. SCORES. The score is to be announced before the next rider begins a pattern unless the score is held for review by the judge(s). A held score is to be announced at the earliest opportunity between rides after review by the judge(s).
8. CLASSES.

- a. Compatible classes may be run concurrently (i.e. Open Freestyle and Non Pro Freestyle). Horse and rider are allowed to enter either class or both if they meet the class specifications and pay the entry fees.
- b. Amateur and Jr. Exhibitor (as defined by the Federation) classes may be offered.
- c. Other classes not in conflict with NRHA may be offered (e.g. junior horse classes for three year olds and four year olds).
- d. Championship classes may be offered.
- e. To keep uniformity and clarity within the Morgan Reining Section, show committees must select their reining classes from appropriate Categories found in the current NRHA Handbook or classes listed below:

(1) OPEN CHAMPIONSHIP. Show committees may limit entries to only those who have been shown and judged in any of the Open Division classes (i.e. Open, Limited Open, Novice Horse Open, First Year Green Horse, Second Year Green Horse, or First/Second Year Green Horse) or may extend entries to include those who have been shown and judged in any of all of the other reining classes. The prize list must specify which classes will qualify for entry into the Open Championship.

(2) SNAFFLE BIT/HACKAMORE HORSE-Restricted to three, four and five year old horses.

(3) SNAFFLE BIT/HACKAMORE HORSE CHAMPIONSHIP-Horses must have been shown and judged in the THREE-YEAR-OLD, FOUR-YEAR-OLD OR FIVE-YEAR-OLD class.

(4) NON PRO CHAMPIONSHIP-As Non Pro but limited to those who have been shown and judged in the following classes: Non Pro, Intermediate Non Pro, Limited Non Pro, Non Pro Adult Rider, Non Pro Youth Rider, or Novice Horse Non Pro Division.

(5) FIRST YEAR GREEN HORSE-Horse shall not have been shown in any reining class in any prior year (this includes showing in a snaffle bit or hackamore). Horses may be shown in a snaffle bit or hackamore with two hands or one-handed with any other legal bit.

(6) SECOND YEAR GREEN HORSE-Horse shall have been shown in at least one reining class in one and only one prior year (this includes showing in a snaffle bit or hackamore). Horses to be shown one-handed with any legal bit.

(7) FIRST/SECOND YEAR GREEN HORSE-As FIRST YEAR GREEN HORSE but horse shall not have been shown in any reining class in any 2 prior years (this includes showing in snaffle bit or hackamore). Horses may be shown in a snaffle bit or hackamore with two hands or one-handed with any other legal bit.

(8) FIRST YEAR GREEN RIDER-Any horse, rider not to have shown in any reining class in any prior year. Class specifications may be set by the show committee to include abbreviated patterns, using two hands, etc. Specifications must be listed in the prize list. The intent is to have an introductory class for new reiners.

(9) FIRST YEAR GREEN YOUTH RIDER-As FIRST YEAR GREEN RIDER but limited to NRHA defined youth riders (any youth 18 years of age or younger as of January 1 of the current competition year).

(10) FIRST YEAR GREEN ADULT RIDER-As FIRST YEAR GREEN RIDER but limited to riders who no longer qualify for the Youth Division.

SUBCHAPTER MO-15 WESTERN DRESSAGE BOD 1/17/10 Effective 4/1/10

MO177 Object and General Principles.

The object of Dressage is the harmonious development of the physique and ability of the horse. As a result, it makes the horse calm, supple, loose and flexible but also confident, attentive and keen thus achieving perfect understanding with his rider. Refer to DR101 for detailed specifications.

MO178 The Halt.

1. At the halt, the horse should stand attentive, engaged, motionless and straight with the weight evenly distributed over all four legs being by pairs abreast with each other. The neck should be raised, the poll high and the head slightly in front of the vertical. While remaining

on the bit and maintaining a light and soft contact with the rider's hand, the horse may quietly chomp the bit and should be ready to move off at the slightest indication of the rider.

2. The halt is obtained by the displacement of the horse's weight on the quarters by a properly increased action of the seat and legs of the rider driving the horse toward a more and more restraining but allowing hand causing an almost instantaneous but not abrupt halt at a previously fixed place.

MO179 The Walk.

1. The walk is a marching gait in which the footfalls of the horse's feet follow one another in "four time", well marked and maintained in all work at the walk.

2. When the foreleg and the hind leg on the same side move almost on the same beat, the walk tends to become an almost lateral movement. This irregularity, which might become an ambling movement, is a serious deterioration of the gait.

3. It is at the gait of walk that the imperfections of Dressage are most evident. This is also the reason why a horse should not be asked to walk on the bit at the early stages of his training. A too precipitated collection will not only spoil the collected walk but the medium and the extended walk as well.

4. The following walks are recognized: collected walk, medium walk, extended walk and free walk.

a. *Collected walk.* The horse, remaining "on the bit", moves resolutely forward, with his neck raised and arched, and showing clear self carriage. The head approaches the vertical position, the light contact with the mouth being maintained. The hind legs are engaged with good hock action. The gait should remain marching and vigorous, the feet being placed in regular sequence. Each step covers less ground and is higher than at the medium walk, because all the joints flex more markedly. In order not to become hurried or irregular the collected walk is shorter than the medium walk, although showing greater activity.

b. *Medium walk.* This is clear, regular and unconstrained walk of moderate lengthening. The horse, remaining on the bit, walks energetically but calmly with even and determined steps, the hind feet touching the ground in front of the footprints of the forefeet. The rider maintains a light, soft and steady contact with the mouth.

c. *Extended Walk.* The horse covers as much ground as possible without haste and without losing the regularity of his steps, the hind feet touching the ground clearly in front of the footprints of the forefeet. The rider allows the horse to stretch out his head and neck without, however, losing contact with the mouth.

d. *Free Walk.* The free walk is a pace of relaxation in which the horse is allowed complete freedom to lower and stretch out his head and neck. The degree of ground cover and length of strides, with hind feet stepping clearly in front of the footprints of the front feet, are essential to the quality of the free walk.

MO180 The Jog-Trot.

1. The jog-trot is a gait of "two time" on alternate diagonal legs (near left fore and right hind leg and vice versa) separated by a moment of suspension.

2. The jog-trot, always with free, active and regular steps, should be moved into without hesitation.

3. The quality of the jog-trot is judged by the general impression, the regularity and elasticity of the steps—originated from a supple back and well engaged hindquarters—and by the ability of maintaining the same rhythm and natural balance even after a transition from one jog-trot to another.

4. The following jog-trots are recognized: working jog-trot, collected jog-trot, medium, jog-trot and extended jog-trot. Both passage (DR113) and piaffe (DR114) are variations of the jog-trot.

a. *Collected Jog-Trot.* The horse remaining on the bit moves forward with his neck raised and arched. The hocks being well engaged maintain an energetic impulsion thus enabling the shoulders to move with greater ease in any direction. The horse's steps are shorter than in the other jog-trots but he is lighter and more mobile.

b. *Working Jog-trot.* This is a pace between the collected and the medium jog-trot in which a horse not yet trained and ready for collected movements shows himself properly balanced and, remaining on the bit, goes forward with even, elastic steps and good hock action. The expression "good hock action" does not mean that collection is a

- required quality of working jog-trot. It only underlines the importance of an impulsion originated from the activity of the hindquarters.
- c. *Medium Jog-Trot.* This is a pace between the working and the extended jog-trot but more “round” than the latter. The horse goes forward with clear and moderately lengthened steps and with an obvious impulsion from the hindquarters. The rider allows the horse remaining on the bit to carry his head a little more in front of the vertical than at the collected and the working jog-trot and allows him at the same time to lower his head and neck slightly. The steps should be even and the whole movement balanced and unconstrained.
- d. *Extended Jog-Trot.* The horse covers as much ground as possible. Maintaining the same cadence he lengthens his steps to the utmost as a result of great impulsion from the hindquarters. The rider allows the horse remaining on the bit without leaning on it to lengthen his frame and to gain ground. The forefeet should touch the ground on the spot towards which they are pointing. The movement of the fore and hind legs should be similar (parallel) in the forward movement of the extension. The whole movement should be well balanced and the transition to collected jog-trot should be smoothly executed by taking more weight on the hindquarters.
5. *All Jog-Trot work is executed sitting.*

MO181 The Lope

1. The Lope is a gait of “three time”, where at lope to the right, for instance, the footfalls follow one another as follows: left hind, left diagonal (simultaneously left fore and right hind), right fore, followed by a moment of suspension with all four feet in the air before the next stride begins.
2. The lope always with light, cadenced and regular strides should be moved into without hesitation.
3. The quality of the lope is judged by the general impression, the regularity and lightness of the three time gait originated in the acceptance of the bridle with a supple poll and in the engagement of the hindquarters with an active hock action and by the ability of maintaining the same rhythm and a natural balance even after a transition from one lope to another. The horse should always remain straight on straight lines.
4. The following type lopes are recognized: working lope, collected lope, medium lope and extended lope.
 - a. *Collected Lope.* The horse remaining on the bit moves forward with his neck raised and arched. The collected lope is marked by the lightness of the forehead and the engagement of the hindquarters: i.e., is characterized by supple, free and mobile shoulders and very active quarters. The horse’s strides are shorter than at the other lopes but he is lighter and more mobile.
 - b. *Working Lope.* This is a pace between the collected and the medium lope in which a horse, not yet trained and ready for collected movements, shows himself properly balanced and remaining on the bit, goes forward with even, light and cadenced strides and good hock action. The expression “good hock action” does not mean that collection is a required quality of the working lope. It only underlines the importance of an impulsion originated from the activity of the hindquarters.
 - c. *Medium Lope.* This is a pace between the working and the extended lope. The horse goes forward with free, balanced and moderately extended strides and an obvious impulsion from the hindquarters. The rider allows the horse remaining on the bit to carry his head a little more in front of the vertical than at the collected and working lope and allows him at the same time to lower his head and neck slightly. The strides should be long and as even as possible and the whole movement balanced and unconstrained.
 - d. *Extended Lope.* The horse covers as much ground as possible. Maintaining the same rhythm he lengthens his strides to the utmost without losing any of his calmness and lightness as a result of great impulsion from the hindquarters. The rider allows the horse remaining on the bit without leaning on it to lower and extend his head and neck; the tip of his nose pointing more or less forward.
 - e. The cadence in the transitions from medium lope as well as from extended lope to collected lope should be maintained.
5. *Counter-Lope.* This is a movement where the rider, for instance on a circle to the left, deliberately makes his horse lope with the right lope lead (with the right fore leading). The

counter-lope is a balancing movement. The horse maintains his natural flexion at the poll to the outside of the circle, and the horse is positioned to the side of the leading leg. His conformation does not permit his spine to be bent to the line of the circle. The rider avoiding any contortion causing contraction and disorder should especially endeavor to limit the deviation of the quarters to the outside of the circle and restrict his demands according to the degree of suppleness of the horse.

6. *Change of Lead through the Jog-Trot.* This is a change of lead where the horse is brought back into the Jog-Trot and after a few Jog-Trot strides, is restarted into a lope with the other leg leading.

7. *Simple Change of Lead at Lope.* This is a change of lead where the horse is brought back immediately into walk and, after a few clearly defined steps, is restarted immediately into a Lope on the opposite lead, with no steps at the Jog-Trot.

8. *Flying Change of Lead or Change of Lead in the Air.* This change of lead is executed in close connection with the suspension which follows each stride of the lope. Flying changes of lead can also be executed in series, for instance at every 4th, 3rd, 2nd or at every stride. The horse even in the series remains light, calm and straight with lively impulsion, maintaining the same rhythm and balance throughout the series concerned. In order not to restrict or restrain the lightness and fluency of the flying changes of lead in series, the degree of collection should be slightly less than otherwise at collected lope.

MO182 The Rein Back.

1. The rein back is a movement in which the horse moves backwards by raising and setting down the feet in diagonal pairs. The feet should be well raised and the hind feet remain in line, and the direction of travel should remain straight.

2. At the preceding halt as well as during the rein-back the horse, although standing motionless and moving backwards respectively, should remain on the bit maintaining his desire to move forward.

3. Anticipation or precipitation of the movement, resistance to or evasion of the hand, deviation of the quarters from the straight line, spreading or inactive hind legs and dragging forefeet are serious faults.

4. If in a dressage test a jog-trot or lope is required after a rein back the horse should move off immediately into this pace without a halt or an intermediate step.

MO183 The Transitions.

1. The changes of gait and pace should be clearly shown at the prescribed marker; they should be quickly made yet must be smooth and not abrupt. The cadence of a gait or pace should be maintained up to the moment when the gait or pace is changed or the horse halts. The horse should remain light in hand, calm and maintain a correct position.

2. The same applies to transitions from one movement to another for instance from the passage to the piaffe and vice versa.

MO184 The Half-Halt.

The half-halt is a hardly visible, almost simultaneous, coordinated action of the seat, the legs and the hand of the rider, with the object of increasing the attention and balance of the horse before the execution of several movements or transitions between gaits or paces. In shifting slightly more weight onto the horse's quarters, the engagement of the hind legs and the balance on the haunches are facilitated for the benefit of the lightness of the forehand and the horse's balance as a whole.

MO185 For definitions of the following movements, refer to DR109 through DR116.

(Changes of Direction, the Figures and the Exercises, Work on Two Tracks and Lateral Movements, The Pirouette, The Half-pirouette, The Quarter-pirouette, The Working Pirouette, The Working Half-pirouette, The Turn on the Haunches, The Passage, The Piaffe, The Collection, The Submission and The Impulsion)

MO186 The Position and Aids of the Rider.

1. The stirrup should be just short enough to allow heels to be lower than the toes. Body should appear comfortable, relaxed and flexible. Feet should be placed in the stirrups with the weight on the ball of the foot. Consideration, however, should be given to the width of the stirrups, which vary on Western saddles. If stirrups are wide, the foot may have the

appearance of being home, when in reality, the weight is being properly carried on the ball of the foot.

a. All movement should be obtained without apparent effort of the rider. The rider should be well balanced with loins and hips supple, thighs and legs steady and well stretched downward. The upper part of the body should be easy, free and erect.

b. One hand. One arm should be in a straight line with the body and the arm in which the hand is holding the reins is bent at the elbow. Changing of hands is prohibited during a test. One finger between the reins is permitted when the ends of the split reins fall on the near side. No finger is allowed between the reins when using romal or when ends of split reins are held in the hand not used for reining. Rider may hold romal reins or end of split reins to keep from swinging and to adjust the position of the reins, provided there are at least 16 inches of reins between the hands. If romal reins are used, hands are to be above the horn and as near to it as possible. Bracing against the horn or coiled riata will be penalized.

c. Two Hands. Hands should be low and close together without touching each other or the horse, with the thumb as the highest point. The elbows and arms should be close to the body, forming a reasonably straight line from the rider's elbow to the horse's mouth. The rider should follow the movements of the horse smoothly and freely and to apply aids imperceptibly. This is the only position that makes it possible for the rider to school the horse progressively and correctly.

d. The Seat. The seat is of great importance; the rider who understands how to contact and relax his loin muscles at the right moment is able to influence his horse correctly.

e. Voice. The voice used in any way or clicking of tongue once or repeatedly is a serious fault involving the deduction of at least 2 points from those that would otherwise have been awarded for the movement where this occurred.

MO187 Tests for Western Dressage.

1. The Federation approves and issues tests for use at licensed competitions in the United States. Tests cannot be modified or simplified without the approval of the Federation.
2. Objectives and standards of Federation levels of competition. Refer to DR118.2 In addition, Intro tests A and B are for the beginning levels of competition and are Walk-Jog only.

MO188 Participation in Western Dressage Classes.

1. Horses may compete in no more than one Licensed Competition on the same day and are not limited to a maximum number of rides. Horses may enter no more than two consecutive levels, Freestyle levels included, at any one competition.
2. Junior Exhibitors are not permitted to show stallions in Junior Exhibitor Performance or Equitation classes.
3. When the entry is permitted to cross enter between Western dressage and other classes at a competition, the requirements for warm up apply to when the exhibitor is actually warming up for their Dressage ride.
4. False tails are not permitted and manes are not required to be braided; roached manes are not permitted.

MO189 Appointments.

1. Saddlery. The use of any snaffle bit which meets the requirements of MO132 may be used on a horse of any age being ridden in Intro, Training and First Level. The rider must use two hands with the snaffle bit. The use of a curb bit which meets the requirements of MO132 may be used on a horse of any age being ridden at any level; rider may use either one or two hands with the curb bit. Hackamores and cavessons are not permitted in any test in any level. The rider may use one or two hands with a curb bit during a test but may not go from one hand to two during an individual test. Use of hands should conform to MO131.5. Whips, no longer than 47.2 inches (120 cm) including lash, are permitted in all classes with the exception of the AMHA Dressage Medal Seat. A standard stock saddle is to be used but silver equipment will not count over a good working outfit. A side saddle is considered legal equipment. Tapaderos are prohibited.

2. Martingales, bit guards, any kind of gadgets (such as bearing, side, running, balancing reins, nasal strips, tongue tied down, etc.), any kind of boots (including "easy-boots") or bandages (including tail bandages) and any form of blinkers, earmuffs or plugs, nose covers, seat covers, hoods are, under penalty of elimination, strictly forbidden. Fly hoods (ear

covers) will only be permitted in order to protect horses from insects. The fly hoods should be discreet and should not cover the horse's eyes, and will only be permitted in extreme cases at the discretion of the judge. Permission must be granted prior to the class and applies to all competitors in the class. A breastplate and/or crupper may be used. A rein is a continuous, uninterrupted strap or line from the bridle bit to the hand. Rein additions or attachments are not permitted as reins may only be attached to bits. Any decoration of the horse with extravagant items, such as ribbons or flowers, etc. in the mane, tail, etc., is strictly forbidden.

3. The above restrictions apply to warm-up and other training areas, however, running martingales (only with snaffle rein of plain snaffle bridle), boots, bandages (without magnets) and ear muffs are permitted. Fly hoods (ear covers) that do not cover the horse's eyes are permitted in warm-up and other training areas. Single direct side reins or double sliding side reins (triangle reins) are permitted only when lungeing (mounted or unmounted). Only one lunge line is permitted only while lungeing. Driving or long lining is prohibited. A single direct side rein is defined as an auxiliary rein affixed to the bit and to the girth, saddle or surcingle on the side of the horse (not between the legs). A lunge line must attach only to the snaffle bit of the bridle, halter or cavesson and go directly to the hand of the longeur. A running martingale consists of a divided strap attached to the girth or breastplate (at the front of the horse's chest); the extension of each strap must be connected from the point of division only to the rein on the same side and must be free to slide. The rings through which the reins slide may not be connected to a neck strap. The following whips are permitted for schooling only: One whip no longer than 47.2 inches (120 cm), including lash, may be carried by the rider when mounted. One lungeing whip is permitted only when lungeing. There is no restriction on the length of whip permitted for working a horse in hand.

4. Ring stewards appointed by competition management must check saddlery and inspect bits and spurs on both sides of the horse for at least one-third of the horses in each class. Inspection of saddlery and bits must be done at the direction of the Competition Steward/TD. Inspection of saddlery and bits must be done immediately as the horse leaves the arena. The checking of the bridle must be done with the greatest caution, as some horses are very touchy and sensitive about their mouths. Bit inspectors must use a new disposable protective glove for each horse. The responsibility for the correct attire and equipment, however, still rests with the competitor. When communicable disease is a concern, any deviations to established saddlery inspection protocol must be approved by the USEF prior to the competition.

5. Attire. Refer to MO132.

6. The competition Steward/TD will be responsible for the overseeing the checking of saddlery, bits, spurs, etc. A horse must be eliminated from the test just completed if the bit is in violation of the rules and/or the tongue has been tied. A minimum of one third of each class must be inspected.

MO190 Judge.

A Dressage judge(s) must officiate in the Western dressage classes. The competition should make every effort, in advance, to familiarize the judge with the special nature of Western Dressage.

MO191 Execution and Judging of Tests.

1. **Calling Tests.** All Federation Tests may be called during the competition except at any Final or Championship Event at which time all tests must be ridden from memory. If test is announced, it is the responsibility of the competitor to arrange for a person to announce the test. Unless an exception is made by the judge, the announcing of the test must start with the first movement. Lateness and errors in announcing the ride will not relieve the rider from "error penalties". Announcing the tests is limited to reading the movement as it is written once only. However, the repetition of reading of a movement is acceptable if there is reason to doubt that the rider heard the original call.

2. **Salute.** At the salute, riders must take the reins in one hand. A lady rider shall let one arm drop loosely along her body and then incline her head in a slight bow; a gentleman rider shall remove his hat and let his arm drop loosely along his body or may render the salute as does the lady rider.

3. *Voice. The use of the voice in any way whatsoever or clicking the tongue once or repeatedly is a serious fault involving the deduction of at least two marks from those that would otherwise have been awarded for the movement where this occurred*
4. *Errors.*
 - a. *When a competitor makes an "error of the course" (takes the wrong turn, omits a movement, etc.) the Judge warns him by sounding the bell. The Judge shows him, if necessary, the point at which he must take up the test again and the next movement to be executed then leaves him to continue by himself. However, in some cases when, although the competitor makes an "error of the course", the sounding of the bell would unnecessarily impede the fluency of the performance for instance if the competitor makes a transition from medium trot to collected walk at V instead of at K or cantering up the center line from A makes a pirouette at D instead of at L it is up to the Judge to decide whether to sound the bell or not. However, if the bell is not sounded at an error of course, or error of test in which the movement, or a requirement of the movement, is repeated and the error occurs again, only one error is recorded. If a rider performs in a rising trot when a sitting trot is required, or vice versa, the bell must be sounded and the rider warned that this is an error that accumulates if repeated, leading to elimination at the third occurrence.*
 - b. *In Western dressage tests, every "error of the course" whether the bell is sounded or not, must be penalized, except as noted above:*
 - (1) *the first time by 2 points;*
 - (2) *the second time by 4 points;*
 - (3) *the third time the competitor is eliminated. However, at the discretion of the judge, the rider may continue to finish to test. If the competitor's continued presence in the ring is about to interfere with the start of the next scheduled ride, then the judge must excuse him/her from the ring.*
 - (4) *When the competitor makes an "error of the test", he must be penalized as for an "error of the course". In principle, a competitor is not allowed to repeat a movement of the test unless the Judge decided on an error of course (rings the bell). If, however, the rider has started the execution of a movement and attempts to do the same movement again, the judge must consider the first movement shown only and, at the same time penalize for an error of course.*
 - (5) *If the Judge has not noted an error the competitor has the benefit of the doubt.*
5. *Lameness. In the case of marked lameness the judge informs the competitor that he is eliminated. There is no appeal against his decision.*
6. *Judging a test.*
 - a. *The mark for each movement should first establish the fact of whether the movement is performed insufficiently (4 or below) or sufficiently (5 or above). The judge should state the reason for his judgment, at least when giving marks of 6 and below.*
 - b. *Accuracy (moderate) should be a factor only if the inaccuracy avoids the difficulty of the movement, i.e., a larger circle avoids the difficulty of a 10 meter circle. In a movement which must be carried out at a certain point of the arena it should be done at the moment when the competitor's body is above this point, except in transitions where the horse approaches the letter from a line diagonal or perpendicular to the point where the letter is positioned. In this case, the transition must be done when the horse's nose reaches the track at the letter so that the horse is straight in the transition.*
 - c. *If a problem appears once it may be treated lightly by the judge; if it appears successively he will score it more harshly each time, i.e., nodding, stumbling, shying, etc.*
 - d. *Grinding of the teeth and wringing of the tail are signs of tenseness or resistance on the part of the horse and should be considered in the marks for each movement where they appear, as well as in the Collective Marks. Horses which get their tongues over the bit or perform with an open mouth shall be marked down.*
 - e. *The levels of dressage are offered as a means of evaluating a horse that is changing. The purpose of each test is printed on the cover and the horse shall be considered in light of the degree of training it should have achieved to be shown at that level.*
 - f. *In the case of a fall of horse and/or rider the competitor will not be eliminated. He will be penalized by the effect of the fall on the execution of the movement being performed and also in the Collective Marks.*

g. If the horse leaves the arena with or without the rider (all four feet outside the fence or line marking the arena perimeter) between the time of entry and the time of exit at A, the competitor is eliminated.

h. A test begins with the entry at A and ends after the final salute, as soon as the horse moves forward; except in Freestyle, where the test begins in the first stride after the salute and ends at the final salute. Except for leaving the arena as described above in 6.g, and for non-permitted movements shown in a freestyle test, anything before the beginning or after the end of the test has no effect on the marks. The competitor should leave the arena in the way prescribed in the test; however, in Western Dressage tests, the competitor should leave the arena at "A" at a walk, on long or loose rein.

i. Horses which enter the arena with their tongues tied down shall be eliminated.

j. The judge may stop a test and/or allow a competitor to restart a test from the beginning or from any appropriate point in the test if, in his discretion, some unusual circumstance has occurred to interrupt a test. Time-outs, as defined in GR833, are not permitted in Western Dressage.

k. After the sound of the bell, the competitor should enter the arena at A as soon as possible. Exceeding 45 seconds before entering the arena after the bell has sounded will entail elimination. No competitor can be required to ride prior to his scheduled time except as required in GR830.

l. Any resistance which prevents the continuation of the test longer than 20 seconds is punished by elimination.

m. All movements and certain transitions from one to another which have to be marked by the judge(s) are numbered on the judge's sheets. They are marked 0 to 10, 0 being the lowest mark and 10 being the highest.

8. The scale of marks is as follows:

10 Excellent	4 Insufficient
9 Very Good	3 Fairly Bad
8 Good	2 Bad
7 Fairly Good	1 Very Bad
6 Satisfactory	0 Not executed
5 Marginal	

"Not executed" means that practically nothing of the required movement has been performed. In Freestyle tests, half marks may be used for the artistic marks.

9. Collective marks are awarded (from 0 to 10) after the competitor has finished his performance for:

a. Gaits.

b. Impulsion.

c. Submission.

d. The rider's position and seat; correctness and effect of the aids. The collective marks as well as certain difficult and/or infrequently repeated movements can be given a co-efficient which is fixed by the Federation Morgan Committee.

10. Unauthorized Assistance is forbidden under penalty of elimination. Any intervention by a third party with the object of facilitating the task of the competitor, including voice, signals, etc., is considered illegal assistance. A member of the Jury may not discuss a ride with a competitor before the bell or after the final salute.

11. The execution of the tests is not timed, except for the Freestyle Test. The time shown on the Judges' sheet is for information only.

MO192 Scoring, Classification and Prize-Giving.

1. After each performance and after each judge has given his Collective Marks which must be done with due consideration, the judges' sheets pass into the hands of the scorers. Scores and comments must be written in ink. Any corrected score must be initialed by the judge having made the correction. The marks are multiplied by the corresponding coefficients where applicable and then totaled. Penalty points incurred for errors in the execution of the test are then deducted on each judge's sheet.

2. The total score for the classification is obtained by adding the total points. With more than one judge, the sum total classifies. If there are two or more judges, the points awarded by each judge will be published separately in addition to the total score. Total final results must be published in marks as well as in percentages with numbers to three places after the

decimal point. Scores must be posted on a public scoreboard as soon as possible after each ride.

3. *Individual Classification.* In all competitions the winner is the competitor having the highest total points, the second placed competitor is the one with the next highest total points and so on. In case of equality of points the competitor with the highest marks received under General Impressions shall be declared the winner. When the scores for General Impressions are equal the horses must remain tied. Errors on a test may not be used to break ties. Final results for each class must be posted as soon as possible after the class is completed and all results must include total points and percentages with numbers to three places after the decimal point, eliminated horses, and the placing of each horse that receives an award. If a competitor withdraws (scratches) prior to a class or is excused, eliminated or a "no show" prior to or during the performance of a test, the words "scratched", "excused", "eliminated", or "no show" or abbreviations of each, must appear after the competitor's name in the result sheet.

4. The judge is required to use Collective Mark #4 to consider the difficulty for the use of one hand with a curb bit or the use of a snaffle as compared with the use of two hands with a curb bit. The collective marks are as follows:

- a. Gaits—multiple of 2 on score given
- b. Impulsion—multiple of 2 on score given
- c. Submission—multiple of 2 on score given
- d. The rider's position and seat; correctness and effectiveness of aids— multiple of 3 on score given

5. Video tape may not be used to dispute a judge's decision.

6. When the total of the scores for General Impressions is equal, ties in classes which involve prize money shall remain tied for the purpose of dividing prize money.

7. A judge is free to leave when all scores from his class are totaled and any ties resolved.

8. If a mathematical error on the score sheet is discovered, it must be brought to the attention of competition management within 1 hour of the official posting of the scores from the last class of that competition day. Competition Management must announce said posting, and must make test sheets available to competitors immediately.

9. It is recommended that scorers may not be a competitor, or an owner, coach, trainer or family member of a competitor/horse in the class(es) in which they are scoring.

MO193 Elimination.

1. Horse and rider combinations shall be eliminated from the competition (for .a, .f and .i, below) or from the current or next class depending on which is closest to the time the incident occurred (for all others), under the following circumstances:

- a. Misrepresentation of entry or inappropriate entry (GR907);
- b. Dress code violations at the discretion of the Ground Jury (MO188, MO132)
- c. Use of illegal equipment (MO188);
- d. Unauthorized assistance (MO190)
- e. Three errors of the course and/or test (MO190)
- f. Horse's tongue tied down (MO190);
- g. Late entry into the arena (MO190);
- h. All four feet of the horse leave the arena with or without rider (MO190)
- i. Cruelty (GR839);
- j. Marked lameness (MO102.3, MO190)
- k. Resistance of longer than 20 seconds (MO190)
- l. Concern for the safety of rider, other exhibitors or their entries (GR1031.11 and .12);
- m. Evidence of blood on a horse in the competition arena shall be cause for elimination from the class by the judge. Evidence of blood on a horse outside the competition arena shall be cause for elimination by competition management, after consultation with the steward, from either the last class in which the horse competed or next class in which it is scheduled to compete, depending on which is closest to the time the incident occurred. Environmental causes such as insect bites shall normally not be cause for elimination.
- n. Failure to wear competitor number (GR801.9);
- o. Any situation where a direct rule violation can be cited. Where a violation cannot be cited, a competitor is not eliminated.

2. Only the officiating Judge may eliminate a competitor for a rule violation listed under MO188 Appointments, only from the test in question, and (except for late entry into the arena) only after the competitor has entered the arena. The judge has no authority to eliminate under any other circumstances, except during a test, for use of illegal equipment, not wearing a number, cruelty and abuse or leaving the arena without the judges' permission. Authority for rule enforcement outside the competition ring rests solely with Competition Management (see General Rules, GR1217). Competition Management/Show Committee has the authority to eliminate for use of illegal equipment during a test that is discovered after the competitor has left the arena.

MO194 Scribes.

A scribe is to be provided for the judge. Scribes should have a knowledge of the tests being ridden. Scribes should not be an owner, coach, trainer or family member of a competitor/horse in the class(es) in which they are scribing. Scribe changes should not be made more than once per day.

MO195 The Arena.

1. The Arena

a. The arena should be on as flat and as level ground as possible. Grass surfaces are not recommended, and if used, must be stated in the prize list. It is recommended that the difference in elevation across the diagonal or along the length of the arena shall in no case exceed 0.50 meters. It is recommended that the difference in elevation along the short side of the arena shall in no case be more than 0.20 meters. The Standard Arena is 60 meters long and 20 meters wide. The Small Arena is 40 meters long and 20 meters wide. The following must be held in a Standard Arena: First Level tests (except Test 1) and above. Arena measurements are for the interior of the enclosure. It is recommended that arenas be separated from the public by a distance of not less than 15 meters. For indoor competitions, the minimum distance should in principle be 3 meters. The enclosure itself should consist of a low fence about 0.3 meters high. The fence should be such to prevent the horse's hooves from becoming entangled and arena stakes, if used, must be covered with a ball or similar object so as to prevent injury. Rope, concrete or unbreakable chain fencing is not allowed. The part of the fence at A can remain open.

b. The letters outside the enclosure should be placed about 0.5 meters from the fence and clearly marked. So that the judge can note the exact point on the track opposite each letter, it is compulsory to place a marker on the fence itself, level with and in addition to the letter concerned. It is permissible to decorate the letters with flowers or greenery to enhance the appearance of the arena.

c. In case of inclement weather or during the winter the use of an indoor arena may be desirable. Under such circumstances, it is best if the indoor hall dimensions allow the following minimum conditions to be met. There should be 2m from the long sides of the arena fence to the indoor hall sideboards and 10m from the short sides of the arena fence to the indoor hall sideboards. With necessary modifications to meet local conditions, the other requirements for an outdoor arena apply. Where local conditions necessitate, use of a modified arena is acceptable as long as the dimensions of the arena to be used are clearly specified in the prize list. The arena should be shortened no more than five meters.

d. Location of the Judge. The judge is preferably placed a maximum of five meters and minimum of three meters from the end of the arena and must be opposite the letter C. At indoor competitions, Judges should preferably be placed a minimum of 3 meters from the arena. An enclosure (booth, tent, trailer) should be provided for the judge and it must be raised at least 0.5 meters (20 inches), for Freestyle Tests possibly a little higher, above the ground to give the Judge(s) a good view of the ring. The booth/hut must be large enough to accommodate three people.

e. Competition management should make every effort to provide the best possible footing in competition and warm-up areas. Provisions should be made (by having on hand proper equipment and scheduling sufficient breaks in the schedule) to maintain throughout the competition the footing in all riding areas by dragging, watering and, if necessary, raking.

f. Warm-Up. A large, well groomed area must be available for warm up. This area must be large enough for several competitors to prepare their horses at the same time and far enough from the competition arena so as not to disturb the competitors during their tests. A lunging area should also be provided in addition to a warm up area.

SUBCHAPTER MO-16 ADDITIONAL CLASSES.

MO196 General.

1. Classes not included in this listing and desired by individual competitions may be added. Care should be taken in the wording of specifications for such classes. Where conflict arises between local and Federation rules, the latter will apply. For additional information write the American Morgan Horse Assn. for "The Morgan Horse Judging Standards."
2. CHAMPIONSHIPS. The same specifications shall be used as in the qualifying classes except that the percentages are 50%-50%, instead of 60%-40%. When a Championship and Reserve Championship are offered based on points won in unrestricted or complementary classes, it shall be scored 5 points for a first place, 3 for second, 2 for third and 1 for fourth. In case of a tie, type and conformation will determine the winner.

MO197 Additional Class Specifications.

1. MORGAN TRAIL HORSES, WESTERN OR ENGLISH. Prize lists to specify whether to be shown under Western equipment or English tack. To be shown individually over and through a course of six to eight obstacles. Courses to include a walk, trot (jog) and canter (lope) of suitable duration to determine way of going. To be judged on performance with emphasis on manners and soundness. Morgan Trail classes will be conducted in accordance with the Western Chapter, Subchapter WS-3, Trail Horse Section. When shown under western tack, refer to MO132 for correct appointments and attire. When shown under English tack, refer to MO136 and MO137 for correct appointments and attire.
2. MORGAN CUTTING HORSES, OPEN, NOVICE AND NOVICE-NOVICE. To be judged under National Cutting Horse Association rules. A Novice is a horse that has won less than \$100 total in any Cutting contest and a Novice-Novice is any horse and/or rider who has not earned any money in a Cutting event prior to the present year.
3. MORGAN ROAD HACK. To be shown at a walk, trot, road trot, canter, hand gallop both ways of the ring and to back readily. At any time during the class the judge may ask horses to halt and walk off on a loose rein *one or both ways of the ring*. For safety reasons, the judge may limit the number of horses to hand gallop at one time. Excessive speed at the hand gallop should be penalized. To be judged on performance with proper cadence and balance, manners and suitability for a road hack 60%; type and conformation 40%. Competition management may divide entries into two sections according to tack and attire and restrict entries to either Saddle Seat tack and attire or Hunter Seat tack and attire.
BOD 1/17/10 Effective 4/1/10
4. VERSATILE MORGANS. To be shown in three events selected from the following four: 1) English Pleasure, 2) Western Pleasure, 3) Pleasure Driving and 4) Jump two obstacles not to exceed 3'. Judging to have equal consideration for events, the order and whether rider and driver must be same or may be different.
5. JUSTIN MORGAN CLASS. Entries to trot a half-mile in harness; then run a half-mile Under Saddle; then to show in the ring at a walk, trot and canter; and lastly to pull a stone boat (500 pounds minimum total weight) a distance of 6' in work harness. Any horse failing to pull the stone boat the required distance shall be eliminated. Class to be judged 25% on trotting race; 25% on running race; 25% on saddle performance; 25% on pulling. All portions of this class must be run during the same session, preferably consecutively.
6. MORGAN PARADE HORSES. To be shown in stock saddle with silver, Mexican or other appropriate colorful equipment. To be shown at an animated Parade Walk and high Parade Gait (trot). Performance with proper cadence and balance, animation, manners, type and conformation 75%; appointments 25%. Refer to Parade Horse Rule, PH103.
7. MORGAN JUMPER. To be shown over a course of at least eight fences not to exceed 3'9" in the first round. To be judged according to Chapter JP, Table I, II, or IV as designated by competition management on performance only.
8. NATURAL PARK SADDLE. To be shown at a park walk, park trot and canter and to be judged on performance with proper cadence and balance, presence, quality and manners

60%; type and conformation 40%. The length of the toe must not exceed 5". Entry in this class shall not preclude entrance into either the Pleasure or Park Classes of a competition.

9. COMBINATION MORGAN PARK HORSES. To be shown first in harness at a park walk, a park trot and "show your horse", extreme speed to be penalized, then Under Saddle at a park walk, park trot and canter. To be judged on performance with proper cadence and balance, presence, quality and manners 60%; type and conformation 40%, with equal consideration to work in Harness and Under Saddle. Prize list to specify whether rider and driver must be same or may be different.

10. NATURAL PARK HARNESS. To be shown at a park walk, a park trot and "show your horse" (excessive speed to be penalized) and to be judged on performance with proper cadence and balance, presence, quality and manners 60%; type and conformation 40%. The length of the toe must not exceed 5". Entry in this class shall not preclude entrance into the Pleasure or Park Classes of a competition.

11. COMBINATION MORGAN PLEASURE HORSES. To be shown first in harness to an appropriate vehicle at a walk, pleasure trot and road trot; then under saddle at a walk, pleasure trot, road trot and canter with light rein. To be judged on performance with proper cadence and balance with emphasis on manners and gait 60%; type and conformation 40%. Prize list to specify whether rider or driver must be the same or may be different.

12. PROSPECT CLASS. Open to a horse being considered for future transition into the Morgan Classic Pleasure section. May not be considered as a qualifying class in the Classic Pleasure Section of a competition. Horses shown in this class are ineligible to show in any other Morgan Performance class. No cross entry is allowed except in the In-Hand section. May be ridden or driven by an amateur or professional. To be judged in accordance with the same criteria and specifications as those applicable to the Morgan Novice Classic Pleasure Saddle or Morgan Novice Classic Pleasure Driving Classes. See Subchapter MO-6, Morgan Classic Pleasure Section.

13. MORGAN SPORT HORSE SUITABILITY.

a. To be judged on proper movement, conformation and manners, based upon the horse's suitability to be a Sport horse. Gaits to be evaluated in terms of purity, quality and correctness. Purity and correctness are more important than brilliance. Correct gaits (which contribute to ease of training and equine soundness and usability) are more important than gaits which are merely superficially flashy. Horses to be shown on the line with one handler and one whip permitted (GR803). Classes may be conducted on the triangle or on the rail at the walk and trot.

b. Horses to stand square or in the open position (DR209.1-2). Classes shown on the triangle will be conducted according to DR209.1, Dressage Division.

c. A horse shall be disqualified for unsoundness, defined as showing evidence of lameness or broken wind. Horses under the age of two may be shown in halters. Horses two and older must be shown in a snaffle-type bit and bridle with a headstall and throatlatch. Bandages are forbidden. Braiding is optional. These classes are considered performance classes on the line and must be judged by a Federation judge licensed in the Morgan, Dressage, Driving, or Hunter divisions. The prize list must specify how the class will be conducted.

14. MORGAN DRESSAGE

a. Dressage classes held in the Morgan Division to be conducted in accordance with Dressage Chapter DR, except as stated herein:

(1) Junior Exhibitors in Morgan Dressage classes are not permitted to show stallions in Junior Exhibitor Performance or Equitation classes. (DR132 and DR119.1)

(2) One whip no longer than 47.2 inches (120 cm), including lash, is permitted in all Morgan Dressage classes.

(3) A caller, if supplied by the competitor, may be used in any Federation Morgan class. (DR122.1)

(4) When cross entry is permitted between Dressage and other Morgan classes at a competition, DR121 applies only to the designated Dressage warm-up and competition areas, or when exhibitor is actually warming-up for Dressage class.

(5) Horses entered in open Dressage classes must follow DR121.7 (Schooling).

(6) False tails are not permitted in a Morgan Dressage class. (DR121.7)

(7) Roached manes are not permitted in a Morgan Dressage class.

(8) Entries must comply with DR119.2, in regard to levels, with exception of entries competing in the Intro Level division classes. There is no limit to the number of rides per day in a Federation Morgan Dressage section.

15. MORGAN FITTING AND SHOWMANSHIP RULES

1. The Morgan Fitting and Showmanship class (English or Western) demonstrates the exhibitor's ability to condition and show a horse to a designated person. Stallions are prohibited in classes limited to junior exhibitors (less than 18 years). The fitting and showmanship class is to be judged 40% on appearance and 60% on showmanship.

a. Horse's Appearance—40%

(1) Condition—Horses should be healthy, alert, serviceably sound, and in good condition.

(2) Grooming

(a) Coat clean and free of stains. Excessive amounts of oils, fly spray, and polish are discouraged.

(b) Mane and tail clean and free of tangles.

(c) If unshod, hooves must be trimmed and shaped. If the horse is shod, shoes must be trimmed and shaped, and shoes must fit, not show undue wear, and clinches should be smooth. Hoof dressing and/or polish may be used.

(d) Excess hair should be clipped or trimmed from fetlocks, face, ears, throatlatch, and bridle path.

(e) Braiding is optional if horse is shown under hunter tack.

(3) Tack—Tack should be clean, neat, in a safe condition, fit properly, and be appropriate to the way the horse is shown (English or Western).

(a) English-Show halter or bridle with one bit (weymouth curb or snaffle) and cavesson or bridle with one bit (snaffle, kimberwicke, weymouth curb with short shank and thick mouth, or pelham) and cavesson.

(b) Western-Show halter or bridle with Western (snaffle or curb) bit.

b. Showmanship—60%

(1) Leading

(a) Enter leading the horse at a collected trot around the ring in a counter-clockwise direction or as specified by the judge.

(b) Recommended method is to lead on horse's left side holding reins or lead strap in right hand 4-10 inches from the bit or ring. The remaining portion of reins or strap should be held safely in the left hand.

(c) Horse must work individually on the line at a walk and trot. Horse should lead readily. When making a turn, the horse should be turned to the right, exhibitor walking around the horse.

(2) Posing

(a) When posing the horse, the exhibitor should stand toward the front, off the horse's shoulder facing the horse, always in a position where he or she can keep an eye on the horse and know the position of the judge. The judge should have an unobstructed view of the horse.

(b) Horses must stand squarely on all four feet. Horses in Saddle Seat tack shown by handlers wearing Saddle Seat attire may have rear legs placed slightly back.

(c) Crowding should be penalized. The exhibitor should maintain a horse's length apart (8-10 feet) when leading or posing in a line head to tail. When lined up side by side, there should be plenty of room between entries. An exhibitor should not lead his horse between the judge and a horse the judge is observing.

(d) The horse should be alert and mannerly.

(3) Poise, alertness, and attitude

(a) The exhibitor should quickly recognize the conformation faults of the horse he is leading and show it to overcome its faults.

(b) The horse should be shown at all times quietly and effectively. Exhibitors must not show just themselves.

(c) The exhibitor should respond quickly to requests from the judge. He should be courteous and sportsmanlike at all times.

- (d) The exhibitor should not be distracted by persons and things inside or outside the ring. The exhibitor should remain alert and showing until the entire class has been worked and judged, and the winners have been announced.
- (4) Exhibitor Appearance—Clothes and person must be neat and clean. Suitable riding clothes are desirable and must be appropriate to the manner in which the horse is shown (saddle, hunt, or Western). Boots are mandatory. A whip, not to exceed 42 inches in length, is optional with English tack.
- (5) Suggested Scorecard
 - (a) Horse's Appearance (40)
 - (b) Condition (15)
 - (c) Grooming (20)
 - (d) Tack (5)
 - (e) Showmanship (60)
 - (f) Ring Deportment/Actions (20)
 - (g) Leading (15)
 - (h) Posing (15)
 - (i) Attitude & Appearance (10)
- (6) Additional Testing
 - (a) Exhibitors may be asked to answer horse-related questions.
 - (b) Exhibitors may be asked to perform additional tests at the discretion of the judge.

16. AMATEUR OWNED, TRAINED & SHOWN (AOTS) CLASSES. Can be offered in any Morgan section. Exhibitors, attendants, and headers must meet the specifications for Amateur status, GR1306. Horses are not to have been professionally trained during the current competition year (riding and driving instruction excluded). In addition, horses are not to be presented, prepared, groomed or schooled with the aid of a professional before or during the competition. Horses may be stabled with a professional during the competition and hauled by a professional. Professional help for situations relevant to safety is permitted. Owner must sign as owner, trainer and rider/driver on the Federation entry blank. For definition of amateur owner, refer to MO104.9.

17. MORGAN BEGINNER LEADLINE. Open to riders who are at least two (2) but less than seven (7) years old (GR126). Leaders must be a minimum of sixteen (16) years of age (GR103). Safety is of the utmost importance in presentation, tack and attire. It is required that equipment fit the rider with rider's feet in the stirrups. Failure to comply will result in elimination and the entry will be asked to leave. Stallions are prohibited. Entries will be led both ways of the ring, only at a walk. Attire of the rider shall include Saddle Seat, Hunter Seat, Western Seat, Dressage Seat, Side-Saddle, or Roadster silks. Protective headgear is encouraged. (GR801.4). Rider and leader's apparel does not have to match. The rider should be in control of the reins, but the leader must hold a lead that is attached to the bridle/headstall appropriate to the saddle used. Riders may be lined up side by side or head to tail. Not to mount or dismount. Entries will not be asked to back.

18. UPHA CLASSIC AND CLASSIC CHAMPIONSHIPS. To be judged according to the specifications for a junior horse class or junior horse championship in the appropriate performance section. For information on holding UPHA Classics, please contact the United Professional Horsemen's Association, 4059 Iron Works Parkway Suite #2, Lexington, KY 40511, (859) 231-5070

19. CARRIAGE DRIVING. Carriage Driving classes held in the Morgan Division are to be conducted in accordance with the Carriage Pleasure Driving Division, Chapter CP.

SUBCHAPTER MO-17 SPECIAL MORGAN DIVISION RATING REQUIREMENTS.

MO198 Classes not to count.

The following classes do not count toward the minimum number of classes or prize money required for any rating in the Morgan Division: Amateur Owner, Cavalcade Americana, Cutting, Dressage, Jack Benny, Jumper, Justin Morgan, Morgan Working Hunter, Natural Park Harness or Natural Park Saddle, Parade, Races, Reining, Stock, Trail, Versatile, and Youth classes. See GR314 for all other conditions.

CHAPTER NS NATIONAL SHOW HORSE DIVISION

SUBCHAPTER NS-1 GENERAL QUALIFICATIONS.

- NS101 Eligibility.
- NS102 Shoeing Regulations.
- NS103 Boots.
- NS104 Breed Standard.
- NS105 General.
- NS106 Division of Classes.
- NS107 Conduct.
- NS108 Judging Criteria.
- NS109 Qualifying Classes and Specifications.
- NS110 Division of Classes.

SUBCHAPTER NS-2 DESCRIPTION OF GAITS.

- NS111 General.
- NS112 Walk.
- NS113 Trot.
- NS114 Canter.
- NS115 Slow Gait.
- NS116 Rack.

SUBCHAPTER NS-3 HALTER CLASSES.

- NS117 General.
- NS118 Get of Sire and Produce of Dam.

SUBCHAPTER NS-4 PLEASURE SECTION.

- NS119 English Pleasure, Country Pleasure and Classic Country Pleasure Amateur Owner to Show Appointments.
- NS120 Pleasure Driving and Country Pleasure Driving Appointments.
- NS121 English Pleasure Description.
- NS122 English Pleasure Gait Requirements.
- NS123 English Pleasure Classes and Specifications.
- NS124 Country Pleasure Description.
- NS125 Country Pleasure Gait Requirements.
- NS126 Country Pleasure Judging Requirements.
- NS127 Country Pleasure Classes and Specifications.
- NS128 Pleasure Driving Gait Requirements.
- NS129 Pleasure Driving Judging Requirements.
- NS130 Pleasure Driving Class Specifications.
- NS131 Classic Country Pleasure Amateur Owner To Show.
- NS132 Classic Country Pleasure Amateur Owner to Show Gait Requirements.
- NS133 Classic Country Pleasure Amateur Owner to Show Judging Requirements.

SUBCHAPTER NS-5 FINE HARNESS SECTION.

- NS134 General.
- NS135 Appointments.
- NS136 Gait Requirements.
- NS137 Line Up.
- NS138 Ring Attendants.
- NS139 Class Specifications.

SUBCHAPTER NS-6 FIVE GAITED SECTION.

- NS140 Appointments.
- NS141 Gait Requirements.

NS142 Classes Offered and Specifications.

SUBCHAPTER NS-7 THREE-GAITED SECTION.

NS143 General.

NS144 Appointments.

NS145 Gait Requirements.

NS146 Classes Offered and Specifications.

SUBCHAPTER NS-8 NATIONAL SHOW HORSE ENGLISH SHOW HACK SECTION.

NS147 General.

NS148 Appointments.

NS149 Qualifying Gaits.

NS150 Gait Requirements and Judging Specifications.

SUBCHAPTER NS-9 ROADSTER SECTION.

NS151 General.

NS152 Appointments.

NS153 Equipment.

NS154 Judging Procedures.

NS155 Gait Requirements.

NS156 Classes Offered and Specifications.

SUBCHAPTER NS-10 NATIONAL SHOW HORSE LADIES ENGLISH SIDE SADDLE SECTION.

NS157 General.

NS158 Appointments.

NS159 Qualifying Gaits.

NS160 Class specifications.

SUBCHAPTER NS-11 NATIONAL SHOW HORSE HUNTER PLEASURE SECTION.

NS161 General.

NS162 Appointments.

NS163 Qualifying Gaits.

NS164 Class Specifications.

SUBCHAPTER NS-12 NATIONAL SHOW HORSE WESTERN PLEASURE SECTION.

NS165 General.

NS166 Appointments.

NS167 Qualifying Gaits.

NS168 Class Specifications.



CHAPTER NS NATIONAL SHOW HORSE DIVISION

SUBCHAPTER NS-1 GENERAL QUALIFICATIONS.

NS101 Eligibility.

Horses must be registered with National Show Horse Registry at the time entry is made. The exhibitor must supply the competition with a copy of an official NSHR certificate of registration or confirmation letter before the horse is allowed to show. Horse owners must be members of the National Show Horse Registry in order to exhibit at District and National Finals Competition.

NS102 Shoeing Regulations.

1. Soundness is required.
2. Shoeing regulations are designed to provide comfort and protection for the horse as well as better performance that is as natural as possible.

NS103 Boots.

Either unweighted bell boots or unweighted quarter boots are permitted in five-gaited, fine harness and roadster classes, but are prohibited in all other classes. When used, only one of either type boot is permitted on a hoof. In case of inclement weather, the use of polo boots and bandages may be permitted provided competition management publicly announces it before a class.

NS104 Breed Standard.

1. The National Show Horse shall strive to produce an athletic horse which retains size, beauty and refinement. Specifically, the following traits are desirable:
 - a. Motion—Balance and obvious power from the hindquarters flowing into an elevated front end, the front legs showing both flexion and extension;
 - b. Neck—Very long, set high on the shoulder and relatively upright with fine throat-latch. The neck should be shapely but without a pronounced crest;
 - c. Head—Relatively small, short and refined with large eyes and small, well placed ears and a straight or slightly concave profile (a “Roman nosed” or convex profile is not desirable);
 - d. Pronounced withers and a very deep and well laid-back shoulder;
 - e. Proportionately short back closely coupled with a long hip and relatively level top line (moderately sloping croup not to be penalized);
 - f. Legs—Correct from all angles with long forearms and short cannon bones in front and long, well-angled pasterns front and rear;
 - g. Refinement of bone but not lacking in substance, especially in the chest, girth, shoulder and hip;
 - h. A relatively high-set tail, natural and flowing;
 - i. When observed at rest or in motion, the horse must exhibit a natural presence and, when animated, extreme brilliance. The horse must exhibit high carriage when showing or relaxed.

NS105 General.

1. All horses shall be worked both ways of the ring at all required gaits as directed by the judge(s). All horses chosen for a workout must be worked both ways of the ring in front of each judge, at any gait except the walk.
2. To be penalized: Over-bridling (i.e., over-flexed, chin toward chest); mixed gaits; unbalanced action; pulling; fighting the bit; tossing the head; carrying head to one side or going sideways; leaving hocks behind; strung out; wrong lead or cross-cantering; breaking of gait; winging; interfering; traveling wide behind; loss of form due to excessive speed; bad manners; exaggerated opening of mouth; carrying sour ears; bucking; rearing; balking; kicking or not being under control. Horses with head-sets behind the vertical must be penalized.
3. BACKING. Entries are not to be requested to back in the line up with the exception of the Country Pleasure, Ladies English Side Saddle, Western Pleasure and Show Hack divisions where backing is optional at the judge’s discretion.
4. One attendant, without whip, is allowed to head each entry in all driving classes. The attendant may uncheck and stand the entry on its feet. Attendants must be neatly attired

and may be required to meet dress requirements set forth by individual competition managements, provided that such requirements are printed in the prize list.

5. The use of action devices is permitted in all sections in accordance with GR839.

6. Stallions may be shown in Ladies', Junior Exhibitors' and National Show Horse Saddle Seat Equitation classes unless prohibited in the prize list.

NS106 Division of Classes.

1. Classes may be divided according to:

- a. Sex or age of horse.
- b. Height—15.2 hands and under; over 15.2 hands.
- c. Sex or Age of rider.
- d. With or without Championships.

2. Recommended are Maiden, Novice, Limit, Junior (Five-Year-Olds & Under), Owners Classes in all classifications and Amateur-Owner-Trainer (open to horses that have not had professional training since January 1 of the current competition year).

NS107 Conduct.

An exhibitor is entitled to request only one time out per class. See GR833.

NS108 Judging Criteria.

The specific type of class being judged determines the importance of each criterion in the final judging outcome. The order in which each is listed in the class specifications determines where the emphasis should be placed. For example: A horse placed first in a class judged on performance, quality, manners and conformation could justifiably be unplaced against the same horses if the class were judged on manners, quality, performance and conformation. The criteria considered are: performance, manners, quality and conformation.

NS109 Qualifying Classes and Specifications.

1. OPEN, JUNIOR, THREE-YEAR-OLD, TWO-YEAR-OLD, MAIDEN, NOVICE AND LIMIT. Classes are judged on performance, quality, manners and conformation (Exceptions: NS127). The OPEN horse should be the ultimate representative of the breed. It should be as nearly perfect as possible; performing all gaits with animation, brilliance and extreme action at both ends. Performance is paramount in these classes; next is quality, manners and conformation.

2. LADIES. Classes are judged on manners, quality, performance, and conformation. A Lady's horse should be outstanding in refinement and elegance with suitability of horse to rider taken into consideration. Expression is paramount and quality is of prime consideration. The execution of gaits should be performed with brilliance on command. The horse should walk and stand quietly.

3. JUNIOR EXHIBITORS, AMATEUR and OWNERS. Classes are judged on manners, performance, quality and conformation (Exception: Show Hack). Manners are paramount in these classes but there is a difference in the way in which horses are judged in each. Suitability of horse to rider shall be given consideration.

4. The JUNIOR EXHIBITOR horse should be mannerly, willing and expressive with balanced action. The execution of gaits should be performed with brilliance on command. The horse should walk and stand quietly.

5. AMATEUR, GENTLEMEN, and OWNERS horses can be a bit stronger and perform in a bolder manner. More action and animation are desired and less emphasis can be put on manners than in Ladies and Junior Exhibitor classes.

NS110 Division of Classes.

1. It is recommended that classes of 25 or more entries be divided into separate sections by sex, size of horse or selecting every other number on the list of entries. The division of entries must be posted in the competition office and announced over the public address system, or listed in the program.

2. In Ladies, Junior Exhibitor, Amateur, Owner, Fine Harness, Pleasure Driving and Country Pleasure Driving classes it is recommended that classes of more than 15 entries be divided in the same manner.

SUBCHAPTER NS-2 DESCRIPTION OF GAITS.

NS111 General.

1. The standard of excellence of the National Show Horse, is beauty, symmetry and balance. Balance features coordinated motion, with straight true folding action of the front legs with flexing hocks carried close together, producing a clean, rhythmic and fluid way of going. In addition, the National Show Horse possesses animation, brilliance and extreme grace of movement.
2. UNDESIRABLE: Winging, interfering, traveling wide behind, mixing of gaits, shackled look and loss of form.

NS112 Walk.

Judging at the walk is based on manners, quality and natural action; it is not used as a rest period.

1. WALK: The walk should be an elastic, ground covering and collected four-beat gait maintaining proper form and consistency in stride. It should be executed in a brisk manner that is compatible with the type of class. It should display the horse's good manners, type of stride and attitude. The walk is relaxed.
2. ANIMATED WALK: The animated walk is a highly collected gait, exhibiting much "primp" at a slow, regulated speed, with good action and animation. It should have snap and easy control. It can be either a two-beat or four-beat gait. It is performed with great style, elegance and airiness of motion. A flat-footed walk is not to be penalized.
3. The walk is required as a transition between gaits in English Pleasure, Three-Gaited and Five-Gaited, except between the trot and strong trot and slow gait and rack.

NS113 Trot.

1. The trot is a natural, two-beat diagonal gait in which the front foot and the opposite hind foot take off from the ground in unison and land simultaneously. A balanced trot features coordinated motion with straight, true, shoulder motion of front legs, with flexing hocks carried close together. To be performed at a moderate speed and collection. The trot must be mannerly, balanced, cadenced and free moving. Posting is required.
2. Strong trot: A two-beat gait. At the strong trot the horse exhibits more power and motion than at the trot. It is performed with a lengthened stride but no decrease of collection. The speed is determined by each horse's own natural ability to increase stride, to maintain collection and not to lose form. Horses that string out behind are to be penalized. Extreme knee flexion or extreme extension are encouraged if combined with a bright and willing attitude and an unlabored, pleasurable appearance. The strong trot must be mannered, balanced, cadenced and free moving.
3. Park trot: A two-beat gait that requires extreme knee flexion and use of the shoulder for balanced, graceful extension. Speed to be penalized. The most desirable park trot gives a balanced appearance from front and rear. It should be executed in a highly collected manner. Posting is optional.
4. Roadster Jog-trot: The jog-trot is called to display the purity of the horse's gait. It is executed in a highly collected manner. The horse's energy should be directed toward animation rather than speed.
5. Gaited trot: The trot of the Five-Gaited horse should show speed in form. The desired speed is the maximum rate at which the horse can trot while still maintaining proper form, control and balance. Posting is optional.
6. "Show Your Horse": At this command the driver has the privilege of showing the Fine Harness horse to its best advantage at the trot but excessive speed shall be penalized.
7. Road Gait: The road gait trot is executed in a highly collected manner. It is faster, stronger and bolder than the jog-trot; with a fuller extension of stride to obtain desired speed.
8. Drive On: When asked to drive on in Roadster classes, the horse must show speed in form. The desired speed is the maximum rate at which a horse can trot while still maintaining proper form, control and balance.

NS114 Canter.

1. Criteria.
 - a. A three-beat gait. Smooth, unhurried, with moderate collection, correct and straight on both leads. The horse must appear bright but relaxed.
 - b. It is acceptable, although not encouraged, for the horse to have a bolder, stronger canter in those classes where manners are not paramount or where speed at a qualifying gait is desired. Ease of control, rate of speed and collection may vary according to the class specifications.
 - c. Where manners are paramount, a slow, consistent rate of speed must be maintained with little obvious effort from the rider.

NS115 Slow Gait.

1. The slow gait was developed from the pace to be a four-beat gait with each of the four feet contacting the ground separately. In the takeoff, the lateral front and hind feet start almost together but the hind foot contacts the ground slightly before its lateral forefoot.
2. The slow gait is a highly collected gait with most of the propulsion coming from the hindquarters, while the forequarters assist in the pull of the final beats. The slow gait is not a medium rack.
3. The slow gait is a restrained four beat gait, executed with hesitation and slight elevation with true and distinct precision. Speed is to be penalized. It is high, lofty, brilliant and restrained, denoting style, grace and polish of the horse.

NS116 Rack.

1. The rack is a four-beat gait in which each foot meets the ground at equal, separate intervals. It is smooth and highly animated, performed with great action and speed, in a slightly unrestrained manner. Desired speed and collection are determined by the maximum rate at which a horse can rack in form. Racking in form should include the horse remaining with a good set head. It should be performed by the horse in an effortless manner from the slow gait, at which point all strides become equally rapid and regular.
2. **TO BE PENALIZED:** Any tendency to become “trotty”, “pacey” or “hitchy gaited”.
3. In Pleasure classes, there is more emphasis on the way of going as a pleasure gait with only moderate speed required. Where manners are paramount, there is more emphasis on the ease by which it is performed by the rider.

SUBCHAPTER NS-3 HALTER CLASSES.

NS117 General.

1. Halter classes may be divided by sex and age groups at the discretion of competition management.
2. Horses to be shown standing, at a walk and at the trot. Halter horses are not to be stretched or “parked out”. A horse is considered not stretched if all four feet are flat on the ground and at least one front and one rear cannon bone are perpendicular to the ground. Horse’s weight evenly distributed on all four legs. Emphasis shall be placed upon adherence to breed standards, conformation and quality, with close attention placed upon animated motion, flexion of the joints and correct movement of the horse. Transmissible weakness to be counted strongly against breeding stock. Horses must be serviceably sound.
3. A suitable headstall equipped with throatlatch is mandatory. Curb bits are optional on horses one year and older. Only one handler is permitted in the ring per horse. Showmanship is important in any competition class including halter. However, when showmanship of one handler is at the expense of another, then that handler’s entry shall be penalized at the discretion of the judge. Excessive use of the whip which would harm the horse, cause negative reaction of the spectators or interfere with another entry is forbidden. Halter handlers shall dress neatly. It is recommended that both men and women wear a vest and/or a dress jacket. Gloves, hats and ties are recommended. English riding suits are preferred but only with pants and coats specifically tailored in length for standing. Rolled up pants are not permitted. Denim jeans, hunt seat attire or western suits of any kind are not permitted.
4. The use of shackles, elastic stretchers or blindfolds on weanlings and yearlings is prohibited on the grounds before or during a competition.

NS118 Get of Sire and Produce of Dam.

Get of Sire and Produce of Dam classes shall have at least two entries entered under the name of the sire or dam, one handler per entry. They shall be shown and judged under the same provisions as in NS117.2 and .3 above, except a walk or trot is optional and emphasis shall be placed upon reproductive likeness, uniformity and quality of, and adherence to, breed characteristics and conformation. More than one set of entries per sire or dam may be entered in the same class.

SUBCHAPTER NS-4 PLEASURE SECTION.**NS119 English Pleasure, Country Pleasure and Classic Country Pleasure Amateur Owner to Show Appointments.**

1. Bridle shall be light, show type; full bridle. No martingale or tie-down. (Exception: Horses three years old and under may show in single snaffle defined as an unwrapped, smooth, rounded snaffle bit 3/8 inch to 3/4 inch diameter as measured one inch from the ring with gradual decrease to the center of the snaffle, half cheeks permitted. When using a snaffle, running martingales with one or two reins are permitted.
2. English-type saddle. Girth either leather, web or other suitable material. Hunt attire or equipment in all National Show Horse classes is prohibited.
3. Informal English riding suits are required for Pleasure classes. It consists of conservative solid colors such as black, burgundy, blue, grey, beige, or brown with matching jodhpurs (contrasting jackets are permitted), and derby or soft hat or protective headgear. Top hats are prohibited. Gloves are recommended.
4. Extremes of temperature or climatic conditions may modify the above dress requirements at the judge's discretion.
5. Spurs or whips are optional in all English classes.

NS120 Pleasure Driving and Country Pleasure Driving Appointments.

To be shown in light show harness, bridle with blinkers, overcheck (when an overcheck is used, two bits are required; when side check is used second bit is optional), snaffle bit (straight or jointed) to a two-wheeled show vehicle. Equipment to be in sound condition. Drivers are to be appropriately attired. Protective headgear may be worn without penalty. (See GR801) One attendant without whip is allowed to head each entry. The attendant may uncheck and stand the entry on its feet. Attendants should be neatly attired and may be required to meet dress requirements set forth by individual competition managements.

NS121 English Pleasure Description.

The English Pleasure horse should give the distinct appearance of being a pleasure to ride and drive and display a pleasurable attitude. All gaits must be performed with willingness and smoothness.

NS122 English Pleasure Gait Requirements.

Qualifying gaits are walk, trot, and canter. Light contact must be maintained with all reins at all gaits. A judge may not request that gaits be performed only on the snaffle or curb. Horses must be shown at all gaits, both ways of the ring. It is important that the horse give the distinct appearance of being a pleasure to ride and display a pleasurable attitude. All gaits must be performed with willingness and smoothness. All horses should enter the ring at a trot. A pleasure horse, when properly bridled, shall exhibit the appearance of being neither held back nor having to be pushed forward with the rider's legs. The horse's head should be set by flexing at the poll and not the neck.

NS123 English Pleasure Classes and Specifications.

1. OPEN, LIMIT, JUNIOR HORSE, THREE-YEAR-OLDS, TWO-YEAR-OLDS, MAIDEN, NOVICE. Judged on performance, quality, manners and conformation.
2. LADIES. Judged on manners, quality, performance and conformation.
3. JUNIOR EXHIBITORS, AMATEURS (Ladies and/or Gentlemen); OWNERS, AMATEUR OWNERS. Judged on manners, performance, quality and conformation.
4. GRAND CHAMPIONSHIP: To be eligible, horses must have been entered, shown and judged in any other class in this section. Judged on performance, quality, manners and conformation.

5. COMBINATION. Shown to a suitable two-wheeled vehicle. Shown in harness as a driving horse and under saddle as a Pleasure horse. English equipment. Change of equipment to be made in the ring. Each phase of competition to count 50%. Prize list must specify whether driver/rider must be the same in both phases of the class.
6. FIVE-GAITED PLEASURE. Shown at a walk, trot, slow gait, rack at moderate speed and canter. Judged on manners, performance and quality.
7. TWO-YEAR-OLD WALK TROT UNDER SADDLE: Open to two-year-old National Show Horses. Bridle shall be light, show type; full bridle or single snaffle bridle. Running martingales with one or two reins are permitted. Tiedowns, draw reins, and German martingales are prohibited. Horses are to be shown both ways of the ring at the walk and trot. Flat footed or animated walk are acceptable. To be judged on performance, presence, quality, manners, and conformation.

NS124 Country Pleasure Description.

The Country Pleasure Horse has less animation than the English Pleasure/Pleasure Driving Horse, but should be typical of the National Show Horse. EXTREME KNEE MOTION AND SPEED ARE TO BE PENALIZED. The Pleasure Horse must have comfortable gaits giving the distinct impression it is a true pleasure to ride. Manners and suitability as a pleasure mount are paramount. Horses shown in Country Pleasure, Western Pleasure, or Hunter Pleasure are ineligible to show in any other NSH class at the same show, except for Halter, Ladies English Side Saddle, Equitation, and/or Show Hack. Horses shown in Country Pleasure, Western Pleasure or Hunter Pleasure may cross-enter among these classes.

NS125 Country Pleasure Gait Requirements.

To be shown at a walk, trot, and canter, plus slow gait and rack in Five-Gaited classes. In Driving classes the gaits are walk, trot and strong trot.

NS126 Country Pleasure Judging Requirements.

Transition from one gait to another should be smooth and effortless. Light contact with the horse's mouth must be maintained. Special emphasis is placed on a true, flat walk. Halting is not mandatory, however, entries may be asked to halt and stand quietly on the rail either and/or both ways of the ring at the judge's discretion. Horses may be asked to back at the judge's discretion.

NS127 Country Pleasure Classes and Specifications.

1. Country Pleasure. To be shown at a walk, trot and canter. To be judged on manners, performance and quality. Suitability of horse and rider shall be given consideration.
2. Country Pleasure Driving. To enter ring at a trot. To be shown at a walk, trot and strong trot. To be judged on manners, performance and quality. All horses must stand quietly. They may be unchecked while lined up. To be shown both ways of the ring at all gaits. Backing is optional at judge's discretion. One header (without whip) allowed in the line up.
3. Five-Gaited Country Pleasure. To be shown at a walk, trot, slow gait and rack at moderate speed and canter. To be judged on manners, performance and quality.
4. Combination. To be shown in harness (to a two-wheeled jog-cart only) as a driving horse and Under Saddle as a Pleasure horse. English equipment. Change of equipment to be made in the ring. Each phase of competition to count 50%. Prize list to specify whether driver and rider must be the same in both phases of the class.

NS128 Pleasure Driving Gait Requirements.

To enter the ring at a trot. To be shown at a walk, trot and strong trot.

NS129 Pleasure Driving Judging Requirements.

Manners and suitability as a Pleasure mount are paramount. Transitions from one gait to another should be smooth and effortless. Light contact with the horse's mouth must be maintained.

NS130 Pleasure Driving Class Specifications.

1. OPEN, LIMIT, JUNIOR HORSE, THREE-YEAR-OLDS, TWO-YEAR-OLDS, MAIDEN, NOVICE. Judged on performance, manners, quality and conformation.
2. LADIES. Judged on manners, quality, performance and conformation.
3. JUNIOR EXHIBITORS, AMATEURS (Ladies and/or Gentlemen); OWNERS, AMATEUR OWNERS. Judged on manners, performance, quality and conformation.

4. GRAND CHAMPIONSHIP. To be eligible, horses must have been entered, shown and judged in any other class in this section. Judged on performance, manners, quality and conformation.

NS131 Classic Country Pleasure Amateur Owner To Show.

Description. The Classic Country Pleasure horse has less animation than the English Pleasure/Pleasure Driving and Country Pleasure/Country Pleasure Driving horse, but should be typical of the National Show Horse. EXTREME KNEE MOTION AND SPEED ARE TO BE PENALIZED. The Classic Country horse MUST have comfortable gaits giving the distinct impression it is a true pleasure to ride. Manners and suitability as a pleasure mount are paramount. Horses entered in Classic Country Pleasure classes may not enter any other Country Pleasure class offered at this competition. Classic Pleasure horses may cross enter in Hunter, Western, Show Hack, Ladies English Side Saddle, Halter and Saddle Seat Equitation.

NS132 Classic Country Pleasure Amateur Owner to Show Gait Requirements.

1. Under Saddle. To be shown at the walk, trot and canter.
2. Driving. To be shown at the walk, trot and strong trot.

NS133 Classic Country Pleasure Amateur Owner to Show Judging Requirements.

Transitions from one gait to another must be smooth and effortless. Light contact with the horse's mouth must be maintained. Special emphasis is to be placed on a true, flat-footed walk. Entries may be asked to halt and stand quietly on the rail both ways of the ring. Horses may be asked to back at the judges discretion. To be judged on manners, performance and quality. Suitability of horse to rider shall be given consideration. In driving, one header (without whip) allowed in the line up. See NS119 and NS120 for appointments.

SUBCHAPTER NS-5 FINE HARNESS SECTION.

NS134 General.

The Fine Harness horse should possess all of the elegance and refinement of the ideal National Show Horse with animation, not speed.

NS135 Appointments.

To be shown in light show harness, bridle with blinkers, overcheck (when overcheck is used, two bits are required; when side check is used second bit is optional), snaffle bit (straight or jointed) to a four-wheeled show vehicle. Equipment to be in sound condition. Formal attire is encouraged after 6:00 p.m. (See GR801.)

NS136 Gait Requirements.

Horses are to enter ring at a park trot. Qualifying gaits are animated walk, park trot, "show your horse". Exception: "show your horse" is not called for in Ladies, Junior Exhibitor, Amateur, Owners and Amateur Owners Classes.

NS137 Line Up.

Entries are to stand quietly but shall not be required to back. They may be unchecked while lined up. An attendant may stand the entry on its feet but must remain at least two paces from the head when the entry is being judged.

NS138 Ring Attendants.

One attendant, without whip will be permitted to stand quietly inside the gate during any Ladies, Amateur, Owners or Junior Exhibitor class but must take no action that will affect the performance of any horse. Attendants should be neatly attired and may be required to meet dress requirements set forth by individual competition managements.

NS139 Class Specifications.

1. OPEN, LIMIT, JUNIOR HORSE (Five-years Old & Under), THREE-YEAR OLDS; TWO-YEAR OLDS; MAIDEN; NOVICE. Exhibited at an animated walk, park trot and "show your horse" (speed to be penalized), to stand quietly. Judged on performance, quality, manners and conformation.
2. LADIES. Shown at a park trot and an animated walk, to stand quietly. Judged on manners, quality, performance and conformation.

3. JUNIOR EXHIBITOR; AMATEUR (Ladies and/or Gentlemen); OWNERS; AMATEUR OWNER. Shown at a park trot and an animated walk, to stand quietly. Judged on manners, performance and conformation.
4. GRAND CHAMPIONSHIP: To be eligible, horses must be entered, shown and judged in any other class in this section. Exhibited at an animated walk, park trot and "show your horse" (speed to be penalized); to stand quietly.

SUBCHAPTER NS-6 FIVE GAITED SECTION.

NS140 Appointments.

1. Horses shall be shown in a full bridle. No horse shall be shown with a breast plate, tie-down, martingale or a single bit only. The saddle should be flat English-type with leather or web girth.
2. Informal English riding suit is required. It consists of conservative solid colors such as black, burgundy, blue, grey, beige or brown with matching jodhpurs (contrasting jackets are permitted) and derby or soft hat or protective headgear. Top hats prohibited. Gloves are recommended.
3. Extremes of temperature or climatic conditions may modify the above dress requirements at the judge's discretion.

NS141 Gait Requirements.

Qualifying gaits are animated walk, gaited trot, slow gait, rack and canter.

NS142 Classes Offered and Specifications.

Classes may be divided by sex. To be shown at an animated walk, trot, slow gait, rack and canter.

1. OPEN, LIMIT, JUNIOR HORSE (FIVE-YEAR-OLDS & UNDER), THREE-YEAR-OLDS, TWO-YEAR-OLDS, MAIDEN, NOVICE. Judged on performance, quality, manners and conformation. JUNIOR CHAMPIONSHIPS: Judged on performance, quality, manners and conformation.
2. LADIES. Judged on manners, quality, performance and conformation. LADIES CHAMPIONSHIPS: Judged on manners, quality, performance and conformation.
3. JUNIOR EXHIBITORS, AMATEURS(Ladies and/or Gentlemen), OWNERS, AMATEUR OWNERS. Judged on manners, performance, quality and conformation. CHAMPIONSHIPS: Judged on manners, performance, quality and conformation. Suitability of horse and rider shall be given consideration.
4. To be eligible for above Championships, horses must be entered, shown and judged in a qualifying class restricted in a similar manner, i.e., Ladies classes qualify for Ladies Championships, Gentlemen's classes qualify for the Gentlemen's Championship and Junior Exhibitor classes qualify for the Junior Exhibitor Championship. If only an Amateur Championship is offered, horses are eligible if they have been entered, shown by an amateur and judged in the Ladies class or in any qualifying class having the same judging specifications.
5. GRAND CHAMPIONSHIP: To be eligible, horses must be entered, shown and judged in any other class in this section. Judged on performance, quality, manners and conformation.
6. COMBINATION. Shown first to an appropriate four-wheeled vehicle at an animated walk and trot, then shown Under Saddle at an animated walk, trot, slow gait, rack and canter. Judged 50% on suitability for harness; 50% on saddle work with emphasis on the trot. Entries to be driven with snaffle bit and separate overcheck. Prize list must specify whether driver/rider must be the same in both phases of the class.

SUBCHAPTER NS-7 THREE-GAITED SECTION.

NS143 General.

The Three-Gaited National Show Horse should be the epitome of beauty, brilliance, elegance, refinement and expression. Its gaits are collected and its energy directed toward animation and precision.

NS144 Appointments.

1. Horses shall be shown in a full bridle. No horse shall be shown with a single bit only, breast plate, tie-down or martingale.

2. Flat English-type saddle, leather lining preferred. Girth can be leather, web or other suitable material.
3. Informal English riding suit is required for morning and afternoon classes (contrasting jackets permitted). Formal attire and accessories are appropriate, but not mandatory for evening classes after 6 p.m.

NS145 Gait Requirements.

To be shown at an animated walk, park trot and canter.

NS146 Classes Offered and Specifications.

1. Quality, animation and expression are paramount. Classes may be divided according to:
 - a. Sex—Mares, Stallions/Geldings.
 - b. Height—over 14.2 hands and not exceeding 15 hands.
 - c. 15.2 hands and under.
 - d. Over 15.2 hands.
2. OPEN, LIMIT, JUNIOR HORSE (Five-Year Olds & Under); THREE-YEAR-OLDS, MAIDEN, NOVICE. Judged on performance, quality, manners and conformation. JUNIOR CHAMPIONSHIPS: Judged on performance, quality, manners and conformation.
3. LADIES. Judged on manners, quality, performance and conformation. LADIES CHAMPIONSHIPS: Judged on manners, quality, performance and conformation.
4. JUNIOR EXHIBITORS, AMATEURS (Ladies and/or Gentlemen), OWNERS, AMATEUR OWNERS. Judged on manners, performance, quality and conformation. CHAMPIONSHIPS: Judged on manners, performance, quality and conformation. Suitability of horse and rider shall be given consideration.
5. To be eligible for above Championships, horses must be entered, shown and judged in a qualifying class restricted in a similar manner, i.e., Ladies classes qualify for Ladies Championships, Gentlemen's classes qualify for the Gentlemen's Championship and Junior Exhibitor classes qualify for the Junior Exhibitor Championship. If only an Amateur Championship is offered, horses are eligible if they have been entered, shown by an amateur and judged in the Ladies class or in any qualifying class having the same judging specifications.
6. GRAND CHAMPIONSHIP: To be eligible, horses must be entered, shown and judged in any other class in this section. Judged on performance, quality, manners and conformation.

SUBCHAPTER NS-8 NATIONAL SHOW HORSE ENGLISH SHOW HACK SECTION.

NS147 General.

1. Competitors to enter the ring in a counterclockwise direction at a normal trot.
2. Light contact must be maintained with all reins at all gaits. A judge may not request that gaits be performed only on snaffle or curb.
3. Judges are required to consider the performance at each gait equally in adjudicating this class.
4. Horses may show with a braided mane and tail. Braids may be secured with tape, yarn, or rubber bands. Decorations are prohibited.

NS148 Appointments.

1. Bridle shall be light, show type; either single snaffle, double (full) or pelham. Kimberwicke bit is permitted. Browbands and cavessons other than hunter or dressage types are prohibited. Unconventional tack such as figure eight, drop, or flash nosebands are not permitted.
2. English saddle of any type is required. Girths of either leather, white web, nylon string or suitable material.
3. Martingales, breastplates not allowed.
4. Acceptable Hack attire is required. It consists of conservatively colored coat, breeches, and boots. A conservatively colored hunting cap or derby is required. Formal attire consisting of white breeches, top hat and tails may be worn. It is usual to wear such attire after 6:00 p.m., or in Championship classes.
5. Spurs, whip or crop optional at the exhibitor's discretion.

NS149 Qualifying Gaits.

A Show Hack horse is not necessarily a Dressage horse, nor an English Pleasure horse of the National Show Horse Division. Elevation and high knee action are not to be emphasized. The Show Hack is a suitable section for the well trained animal. Show Hacks must be balanced and show vitality, animation, presence, clean fine limbs and supreme quality typical of the breed. Soundness is required.

1. Walk, a four-beat gait: Straight, true and flatfooted.
 - a. Normal walk: Regular and unconstrained, moving energetically and calmly forward.
 - b. Collected walk: Strides are shorter and higher than the normal walk. The head approaches the vertical, but should never move behind it. Pacing is a serious fault.
 - c. Extended Walk: The horse is allowed to lengthen frame and stride while rider maintains light rein contact. The horse should cover as much ground as possible without rushing.
2. Trot, a two-beat gait: Free-moving, straight, rider maintaining light contact with the horse's mouth at all times.
 - a. Normal Trot: Light, crisp, balanced and cadenced with the rider posting.
 - b. Collected Trot: The horse's stride is shorter and lighter, maintaining balance and impulsion. The neck is more raised and arched than at the normal trot as the head approaches the vertical line, never moving behind it. Rider is sitting.
 - c. Extended Trot: Maintaining the same cadence and performing at medium speed, the horse lengthens its stride as a result of greater impulsion from the hindquarters. Horse should remain light in the rider's hand as it lengthens its frame. Rider is posting.
3. Canter, a three-beat gait: straight on both leads, smooth.
 - a. Normal Canter: Light even strides, should be moved into without hesitation.
 - b. Collected Canter: Marked by the lightness of the forehand and the engagement of the hindquarters, the collected canter is characterized by supple, free shoulders. Neck is more raised and arched than in normal canter as the head approaches the vertical line, never moving behind it.
 - c. Extended Canter: Maintaining the same cadence, the horse lengthens its stride as a result of greater impulsion from the hindquarters. Horse should remain light in rider's hand as it lengthens its frame.
 - d. Hand gallop: The hand gallop is performed with a long, free, ground covering stride. The amount of ground covered may vary between horses due to the difference in natural length of stride. A decided lengthening of stride should be shown while the horse remains controlled, mannerly, correct and straight on both leads.
4. The collected and extended gaits are to be called by the judge both ways of the ring. At the discretion of the judge, horses while on the rail may be asked to halt and rein back. A Show Hack shall be able to perform all of these gaits with a noticeable transition between the normal, collected, and extended gaits. The horse must appear to be under complete control and easily ridden. Obedience to the rider is of prime importance. If the horse exhibits clear transitions in a balanced and level manner, appearing to be giving a comfortable and pleasurable ride, he is performing correctly for this class.

NS150 Gait Requirements and Judging Specifications.

To be shown at a walk, trot, canter and hand gallop; collected, extended and normal gaits to be called by the judge both ways of the ring. To be judged on performance, manners quality and conformation. Horses may be asked to back at the judge's discretion.

SUBCHAPTER NS-9 ROADSTER SECTION.

NS151 General.

The Roadster should have good National Show Horse Conformation.

NS152 Appointments.

In Bike and Under Saddle classes, exhibitors shall wear stable colors, cap and jacket to match. Protective headgear may be worn without penalty. (See GR801)

NS153 Equipment.

Roadsters shall be shown to a bike of good appearance and stability. Harness shall consist of bridles with square blinkers, snaffle bit and overcheck, breast collar with straight flaps,

with traces made round with flat ends. Reins should be of tan leather and made round up to the handpiece. Quarter boots are optional.

NS154 Judging Procedures.

1. Roadsters must enter the ring clockwise at a jog-trot, then show at the road gait. On the reverse, to be shown at the jog-trot, road gait and then at speed. All three gaits must be considered.
2. Horses shall be shown on the rail at all times except when passing and should go to the far end on every corner without side-reining; should be light mouthed, capable of being taken up at any time, willing to walk and stand quietly when being judged in the center of the ring.
3. Judged on performance, speed, quality, manners and conformation. Exception: Manners are emphasized in Amateur and Junior Exhibitor classes.

NS155 Gait Requirements.

At all speeds, Roadsters should work in form; i.e., chins set and legs working beneath them, going collectedly. Animation, brilliance and competition ring presence should be evident working at the jog-trot and Road Gait. UNDESIRABLE: Long, sprawling front action, dragging or trailing hind legs and straddle-gaited action behind, all of which indicate imbalance. Pacey or mixed gait; pacing and racking on turns; or breaking and running on the turns shall be penalized.

NS156 Classes Offered and Specifications.

1. SINGLE ROADSTER OPEN. To be shown to a bike at a jog-trot, road gait and then at speed. To be judged on performance, speed, quality and manner.
2. SINGLE ROADSTER TO BE SHOWN BY AN AMATEUR, JUNIOR EXHIBITOR; CHAMPIONSHIPS. To be shown to a bike at a jog-trot, road gait and then at speed. To be judged on manners, performance, speed and quality. In Amateur Championships, the horse must have been qualified by an amateur in one other amateur to bike class.
3. SINGLE ROADSTER CHAMPIONSHIP. To be eligible for any bike championship, horses must have been entered, shown and judged in another bike class in this section. To be shown to a bike at a jog-trot, road gait and then at speed. To be judged on performance, speed, presence, quality, conformation and manners.
4. ROADSTER UNDER SADDLE; CHAMPIONSHIPS. To be shown under English saddle, full martingale, open bridle with snaffle bit, single or double rein and quarter boots. Rider to wear stable colors, jacket and cap to match. To be shown at a jog-trot, road gait and then at speed. To be judged on performance, speed, quality and manners. Saddle classes do not qualify a horse for bike championships.

SUBCHAPTER NS-10 NATIONAL SHOW HORSE LADIES ENGLISH SIDE SADDLE SECTION.

NS157 General.

The National Show Horse Ladies English Side Saddle Horse should be typical of the National Show Horse breed. The side saddle horse should give the distinct impression that it is a comfortable mount to ride.

1. Competitors enter the ring in a counterclockwise direction at the trot.
2. Judges must consider all gaits equally in adjudicating this class.
3. Safety is of the utmost importance in tack and attire. Judges should penalize exhibitors not conforming to good safety practices.

NS158 Appointments.

1. Bridle: appropriate bridle.
2. Martingales or tie downs are prohibited.
3. Saddle: Appropriate style side saddle.
4. Attire: Formal or informal, long sleeved blouse and/or jacket, skirt, divided skirt, or apron. Period attire is acceptable and encouraged to be researched as to its authenticity. Hat and boots required. Protective headgear may be worn without penalty. (See GR801)
5. Spur, whip or crop optional, at the exhibitor's discretion.
6. Competitors must be penalized for incomplete appointments but not necessarily disqualified.

NS159 Qualifying Gaits.

A good ground-covering walk, a comfortable trot, and easy flowing canter is desirable. Transitions from one gait to another should be smooth and effortless. Riders may sit or post to the trot.

NS160 Class specifications.

Open, Maiden, Novice, Limit, Stallions, Mares, Geldings, ATR, JTR, AOTR, AAOTR, JOTR. To be shown both directions of the ring at a walk, trot, and canter. Horses should back readily if requested by the judge and stand quietly. To be judged 85% on manners, performance, suitability, quality and conformation; 15% on appropriate side saddle attire. Manners and suitability of purpose shall be emphasized. (Suitability refers to the horse being suitable as a side saddle mount.)

SUBCHAPTER NS-11 NATIONAL SHOW HORSE HUNTER PLEASURE SECTION.

NS161 General.

1. It is imperative that the horse give the distinct appearance of being a pleasure to ride and display a pleasurable and relaxed attitude. The National Show Horse Hunter should carry his head in a relaxed natural manner. Natural head carriage may vary with the horse's conformation. Horses behind the vertical must be penalized. Horses should perform in a balanced manner. As in all National Show Horse classes, the best quality specimens of the breed should prevail.

- a. Competitors enter the ring in a counterclockwise direction at the trot.
- b. Light contact with the horse's mouth must be maintained at all gaits.
- c. Judges are required to consider the performance at each gait equally in adjudicating this class.
- d. Horses may show with a braided mane and tail.

NS162 Appointments.

1. Bridle shall be light, show type; either snaffle, pelham, full bridle or kimberwicke bit acceptable. Browband/cavessons other than hunter and dressage types are not permitted. Saddle Seat style colored brow bands/cavessons and/or figure eight, drop or flash nosebands are not permitted. No martingales or tie-downs are permitted.
2. Breastplate or breast collar is optional.
3. Type of English saddle is optional, but forward seat type is recommended. No cutback saddles allowed. Girth either leather, web, string or suitable material.
4. Informal attire of suitable material for hunting is required. It consists of conservatively colored coat of any tweed or melton (conservative wash jackets in season), breeches (or jodhpurs) and boots. A conservatively colored hunting cap or derby is mandatory. Formal attire is not permitted. Protective headgear may be worn without penalty. (See GR801)
5. Spurs and crop or bat, no longer than 30" including lash, are optional, at the exhibitor's discretion.

NS163 Qualifying Gaits.

1. Walk, a four-beat gait: straight, true and flat-footed. Regular and unconstrained with good reach.
2. Trot, a two-beat gait: Straight and regular. The trot should be mannerly, cadenced and balanced. To be performed at medium speed with a free-moving, ground-covering stride, with rider posting.
3. Canter, a three-beat gait: even, smooth, unhurried, correct and straight on both leads.
4. Hand Gallop: The hand gallop is performed with a long, free, ground covering stride. The amount of ground covered may vary between horses due to the difference in natural length of stride. A decided lengthening of stride should be shown while the horse remains controlled, mannerly, correct and straight on both leads.

NS164 Class Specifications.

Open, Maiden, Novice, Limit, Stallions, Mares, Geldings, ATR, JTR, AOTR, AAOTR, JOTR, Ladies to ride, Gentlemen to ride, Junior Horse. To be shown at a walk, trot, canter and hand gallop both directions of the ring. To be judged on manners, performance, suitability as a Hunter, quality and conformation.

NS165 General.

1. The National Show Horse Western Pleasure horse should be typical of the National Show Horse breed. The Western Pleasure horse must have comfortable gaits giving the distinct impression it is a true pleasure to ride. Horses shall perform in a balanced manner. Horses must be penalized if the poll of the horse is below the top of the saddle horn. Horses behind the vertical must be penalized. (Refer to Figures 1-3).
2. Competitors enter the ring in a counter clockwise direction at the jog-trot.
3. Light contact with the horse's mouth must be maintained at all gaits.
4. Judges must consider all gaits in adjudicating the class.
5. If bridles are to be checked, it is the sole decision of the judge to do so. The judge may designate the steward to check bridles at the out gate. Riders must dismount.
6. Only one hand may be used on reins and hands must not be changed. Hand to be around reins. When end of split reins falls on side of reining hand, one finger between reins is permitted. When using romal or when ends of split reins are held in hand not used for reining, no finger between reins is allowed. Rider may hold romal or end of split reins to keep them from swinging and adjust the position of the reins provided it is held at least 16" from the reining hand.
7. Horses shall be asked to back at the judge's discretion.

NS166 Appointments.

1. For personal appointments and tack refer to WS104, WS105, and WS109.
2. Standard snaffle bits or hackamores are permitted in any western class on a junior horse five years old and under. Horses may be ridden with two hands (both hands must be visible to the judge). A junior horse may not be switched back and forth from a bridle to snaffle or hackamore.

NS167 Qualifying Gaits.

1. For performance criteria, see chart.
 - a. Walk, a four-beat gait: True, flat footed and ground covering.
 - b. Jog-trot, a two-beat gait: Free, square, slow and easy.
 - c. Lope, a true three-beat gait: Smooth, slow and straight on both leads.

NS168 Class Specifications.

1. Open, Maiden, Novice, Limit, Stallions, Mares, Geldings, ATR, JTR, AOTR, AAOTR, JOTR, Ladies to ride, Gentlemen to ride. To be shown at a walk, jog-trot, and lope. To be judged 75% on performance, manners, presence and quality; 25% on conformation and neatness of attire.
2. GRAND CHAMPIONSHIPS—To be eligible, horses must have been entered, shown and judged in any other class in this section.

NATIONAL SHOW HORSE WESTERN PLEASURE

PLEASURE	GOOD	MINOR FAULTS	MAJOR FAULTS	ELIMINATION
WALK	ground covering flat footed good attitude	slow disinterested not attentive	nervous jogging not walking	
JOG	easy riding good motion consistent steady	too slow too fast	not performing a two-beat jog failing to jog both front and back hard or rough riding	
LOPE	easy riding good motion consistent steady	too slow too fast	wrong lead pulling not performing three-beat lope hard or rough riding	
BACK	proper flexion readily reponsive back in straight line	hesitant not backing straight	throwing head gaping pulling not backing rearing	
GENERAL	smooth, steady easy riding proper flexion and balance good attitude	under flexion sour ears switching tail inconsistent speed out of balance improper or incomplete appointments	over flexion throwing head bad mouth constant bumping the bit gaping constant breaking of gaits obvious schooling poll too low to throw horse out of balance	two hands on reins (exception: snaffle/ hackmore horses) or fingers between closed reins or more than one finger between split reins kicking illegal equipment lameness cueing horse in front of cinch fall of horse or rider bleeding mouth

HEADSET CRITERIA FOR NATIONAL SHOW HORSES IN WESTERN PLEASURE

ACCEPTABLE




Figure One

ACCEPTABLE




Figure Two

UNACCEPTABLE




Figure Three

ILLUSTRATIONS ONE AND TWO DEPICT THE ACCEPTABLE HEADSET FOR A NATIONAL SHOW HORSE COMPETING IN WESTERN PLEASURE. THE VERTICAL LINE ILLUSTRATES THAT ALL GAITS, THE HORSE'S HEAD SHOULD BE PERPENDICULAR TO THE GROUND—THE NOSE NEITHER EXTENDED NOR TUCKED IN. THE HORIZONTAL LINE ILLUSTRATES THE REQUIREMENT THAT THE HEAD SET BE SUCH THAT THE POLL IS NEVER LOWER THAN THE SADDLE HORN.

**CHAPTER PH
PARADE HORSE AND SADDLE HORSE OR PONY,
WESTERN EQUIPMENT DIVISION**

SUBCHAPTER PH-1 GENERAL QUALIFICATIONS.

- PH101 Description.
- PH102 Gaits.
- PH103 Appointments.

SUBCHAPTER PH-2 JUDGING.

- PH104 General.
- PH105 Faults.
- PH106 Disqualifications.

SUBCHAPTER PH-3 PARADE HORSE CLASS SPECIFICATIONS.

- PH107 Class Routine.

**SUBCHAPTER PH-4 SADDLE TYPE HORSE AND PONIES, WESTERN
EQUIPMENT.**

- PH108 General.
- PH109 Appointments.
- PH110 Qualifying Gaits.
- PH111 Class Specifications.





CHAPTER PH PARADE HORSE AND SADDLE HORSE OR PONY, WESTERN EQUIPMENT DIVISION

SUBCHAPTER PH-1 GENERAL QUALIFICATIONS.

PH101 Description.

1. The Parade Horse must be a beautiful, stylish animal, displaying refinement and personality and presenting eye-appeal of horse and rider. Entries may be of any color or combination of colors, of any breed or combination of breeds, stallions, mares, or geldings. Good manners are essential, both in executing gaits and while lined up in the ring.
2. Horses must be serviceably sound and in good condition. Since beauty is important, blemishes will be considered.
3. Horses must be shown with a full mane, braided if desired and a tail may be set prior to showing. An inconspicuously applied tail switch or top is permitted and a brace may be used. Any kind of tie-down, martingale, draw reins and boots are not permitted.
4. Entries must be over 14.2 hands. Ponies are not eligible for Parade Horse classes, however separate classes for ponies 14.2 hands and under may be offered for junior exhibitors and judged under the same rules.

PH102 Gaits.

The Parade Horse will be shown at an animated walk and at a parade gait. The animated walk shall be a graceful, four-beat, straight, brisk movement but not a jog-trot and slow enough to differentiate between the animated walk and the parade gait. The parade gait shall be a true, straight, high-prancing movement - square, collected and balanced with hocks well under, the maximum speed being 5 MPH. It is recommended that a 50' stretch be marked off and a horse covering it in less than seven seconds be faulted.

PH103 Appointments.

1. Equipment and rider must be suitable to the size of the horse.
2. Entries shall be shown under stock saddle with silver, Mexican or other appropriate equipment.
3. Riders shall wear attire which is both colorful and typical of the Old West, of American, Mexican or Spanish origin, consisting of fancy cowboy suit, hat and boots. Spurs, guns, serapes, etc., are optional.

SUBCHAPTER PH-2 JUDGING.

PH104 General.

Classes will be judged on performance, manners and conformation 75%; appointments of horse and rider 25%. Horses shall enter the ring at a parade gait and shall be shown at both gaits, then reversed at a walk and again be shown at both gaits with martial music wherever possible. It is recommended that entries be asked to halt from both gaits and to walk and Parade alternately to illustrate that they are under complete control.

PH105 Faults.

The following shall be considered as faults and shall be penalized: excessive speed, bad manners, switching tail, exaggerated opening of mouth, hard mouth, lugging on bridle and fighting bit, halting or hesitating, zig-zagging or sideways movement, carrying sour ears.

PH106 Disqualifications.

The following shall be considered as faults and result in disqualifying entries: Executing other than specified gaits (i.e., slow gait, dressage steps, canter, pace, running walk, etc.); use of tie-downs, martingales, draw reins, boots and other appliances; any artificial change of color or markings other than mane or tail.

SUBCHAPTER PH-3 PARADE HORSE CLASS SPECIFICATIONS.

PH107 Class Routine.

All Parade classes are to be shown under stock saddle with silver, Mexican or other appropriate equipment. To be shown at an animated walk and the parade gait, speed not to exceed 5 miles per hour. Horse to halt and stand quietly from both the walk and parade gait.

1. PARADE HORSE, OPEN. To be judged on performance, manners and conformation 75%; appointments 25%.
2. PARADE HORSE, AMATEUR. To be ridden by an Amateur. To be judged on manners, performance and conformation 75%; appointments 25%.
3. PARADE HORSE, PALOMINO, SOLID COLOR OTHER THAN PALOMINO. To be judged on performance, manners and conformation 75%; appointments 25%.
4. PARADE HORSE, PINTO. To be judged on performance, manners and conformation 50%; appointments 25% and markings 25%.
5. PARADE HORSE CHAMPIONSHIP. To be eligible horses must be entered, shown and judged in any other class in this division. Nominations are in () ; horses need not be named until () hours before scheduled time of class, at which time the names and descriptions of entries must be made in writing by owner or his agent. To be judged on performance, manners and conformation 75%; appointments 25%.
6. PARADE PONY. 14.2 hands and under. To be ridden by junior exhibitor. To be judged on *manners*, performance and conformation 75%; appointments 25%.
BOD 1/17/10 Effective 4/1/10
7. GOLDEN AMERICAN SADDLEBRED PARADE HORSE. To be eligible, horse must be registered with the American Saddlebred Registry (see Saddlebred Rule, SB101) and have golden body color with white mane and tail, white markings on the head and tail are acceptable. To be judged on performance, manners and conformation 75%; appointments 25%.

SUBCHAPTER PH-4 SADDLE TYPE HORSE AND PONIES, WESTERN EQUIPMENT.

PH108 General.

Open to stallions, mares and geldings. Entries shall be animated, well mannered and collected. Colorful appearance of both horse and rider is essential. May be of any color or breed. Entries shall be shown with full mane; braided if desired and a tail may be set prior to showing. An inconspicuously applied tail switch or top is permitted and a brace may be used. Any kind of tie-down, martingale, draw reins and boots are not permitted. Stripping of horses is optional. Horses are to be shown both ways of the ring at all gaits. All Ponies must be ridden by Junior Exhibitors. A judge licensed in the Saddle Horse Division may officiate.

PH109 Appointments.

Stock saddle, plain or silver, Mexican or other appropriate equipment. Curb chains are optional. Rider's attire shall be Western clothing and boots or colorful Parade clothing. (See GR801)

PH110 Qualifying Gaits.

1. Animated Walk.
2. Trot: square, high going, collected and balanced with hocks well under. Emphasis on action.
3. Canter: smooth, easy, collected and straight on both leads.

PH111 Class Specifications.

In all classes competitors will be asked to show at a walk, trot and canter both ways of the ring.

1. SADDLE TYPE HORSE, WESTERN EQUIPMENT, OPEN, SOLID COLOR, PINTO. To be judged 60% on performance and manners; 40% on conformation and soundness.
2. SADDLE TYPE HORSE WESTERN EQUIPMENT, LADIES, JUNIOR EXHIBITOR. To be judged 60% on performance, manners and suitability for a Lady or Junior; 40% on conformation and soundness.
3. SADDLE TYPE HORSE, WESTERN EQUIPMENT CHAMPIONSHIP. To be eligible, horses must be entered, shown and judged in any other class in this section. To be judged 60% on performance and manners; 40% on conformation and soundness.
4. SADDLE TYPE PONY WESTERN EQUIPMENT, OPEN, 12.2 HANDS AND UNDER, OVER 12.2 HANDS AND NOT EXCEEDING 14.2 HANDS. To be judged 60% on performance and manners; 40% on conformation and soundness.

5. SADDLE TYPE PONY WESTERN EQUIPMENT CHAMPIONSHIP, 12.2 HANDS AND UNDER, OVER 12.2 AND NOT EXCEEDING 14.2 HANDS. To be eligible ponies must be entered, shown and judged in any other class in this section. To be judged 60% on performance and manners and 40% on conformation and soundness.

PH-PARADE HORSE

CHAPTER PF PASO FINO HORSE DIVISION

SUBCHAPTER PF-1 GENERAL QUALIFICATIONS.

- PF101 Eligibility.
- PF102 General Rules.
- PF103 Shoeing Regulations.
- PF104 Type and Conformation.
- PF105 Gaits.

SUBCHAPTER PF-2 PASO FINO YOUTH SECTION.

- PF106 General.
- PF107 Class Separations.
- PF108 Class Descriptions.
- PF109 Paso Equitation.
- PF110 Tests.
- PF111 Procedures.
- PF112 Appointments.
- PF113 Classic Fino Youth.
- PF114 Paso Performance Youth.
- PF115 Paso Pleasure Youth.
- PF116 Youth Horsemanship.
- PF117 Procedures.
- PF118 Tests.
- PF119 Gold and Silver Medal Equitation.

SUBCHAPTER PF-3 BELLAS FORMAS (CONFORMATION) CLASSES.

- PF120 Eligibility.
- PF121 Class Specifications & Qualifying Gait.
- PF122 Procedures.
- PF123 Appointments.
- PF124 Classes within this Division.

SUBCHAPTER PF-4 PERFORMANCE CLASSES (UNDER SADDLE).

- PF125 Qualifying Gaits.
- PF126 Showing.
- PF127 Schooling Classes.
- PF128 Junior Riders, Youth and Amateur Owner Classes.
- PF129 Tack.
- PF130 Attire and Appointments.

SUBCHAPTER PF-5 CLASSIC FINO DIVISION

- PF131 Qualifying Gait & Class Specifications.
- PF132 Procedures.
- PF133 Appointments.
- PF134 Classes within this Division.

SUBCHAPTER PF-6 PASO PERFORMANCE DIVISION

- PF135 Qualifying Gaits & Class Specifications.
- PF136 Procedures.
- PF137 Appointments.
- PF138 Classes within this Division.

SUBCHAPTER PF-7 PASO PLEASURE DIVISION

- PF139 Qualifying Gaits & Class Specifications.
- PF140 Procedures.
- PF141 Appointments.
- PF142 Classes within this Division.

- PF143 Paso Versatility Class.
- PF144 Paso Western Pleasure.
- PF145 Paso Trail.
- PF146 Paso Costume.
- PF147 Paso Fino Country Pleasure. (Restricted to Amateurs)
- PF148 Paso Pleasure Driving Class.

SUBCHAPTER PF-8 AMATEUR ADULT EQUITATION.

- PF149 Paso Equitation.

SUBCHAPTER PF-9 CHAMPIONSHIP CLASSES

- PF150 Championship Classes.

SUBCHAPTER PF-10 SHOW CONDUCT.

- PF151 Competitions.
- PF152 Grand National Championship Show.



CHAPTER PF PASO FINO HORSE DIVISION

SUBCHAPTER PF-1 GENERAL QUALIFICATIONS.

PF101 Eligibility.

1. To be eligible for entry and exhibition in a competition, a horse must be registered with the Paso Fino Horse Association and must be entered and exhibited under its full registered name and registration number. All participants (owners, agents, lessees, trainers, riders, exhibitors, and handlers) must be current members of, and in good standing with, the PFHA. These rules are a condensed version of the Paso Fino Horse Association rules. Please refer to the latest edition of the PFHA rules for details.

a. The following credentials must be made available to Competition Management and steward and copies of said credentials must accompany the entry form:

- (1) Each participants PFHA and USEF membership card.
- (2) The participant's PFHA amateur card, if applicable.
- (3) A copy of each horses entry's registration papers (back side only if it contains the owner's name)
- (4) All other papers and health documents required by law or by competition management.

(5) Copies of applicable lease agreements

(6) Affidavits of sales contracts.

b. If the participant has submitted his entries via the PFHA online entry system then the following credentials must be made available to Competition Management and the steward, and copies of said credentials must be presented at time of check in:

- (1) All other papers and health documents required by law or by competition management
- (2) Copies of applicable lease agreements
- (3) Affidavits of sales contracts
- (4) Copies of USEF membership card *BOD 1/17/10 Effective 9/1/10*

2. Definition of an Amateur Owner. Each exhibitor in an Amateur Owner Class must be an amateur, certified as an Amateur by the Federation and be the owner of the horse being ridden or a member of the owner's family (GR106 and GR122). In the case of a corporate owner, the stockholders of the corporation shall be considered the owners for purposes of this definition. A horse that is the subject of a lease to an amateur is not considered owned by that amateur for purposes of this definition. The purchaser of a horse under an installment method of payment shall be considered the owner of the horse for purposes of this definition, if the purchaser, either before or at the time of the competition in question, files an affidavit on a form provided by the Paso Fino Horse Association for this purpose that describes certain relevant information about the purchase.

3. Senior Amateur Owner. Senior amateur owner status provides a separate track for recognition and awards for those association members age sixty-two (62) and older. The member must have attained at least age sixty-two (62) at the beginning of the show year to qualify as a "Senior Amateur Owner." All other criteria for Amateur Owner status provided in the Bylaws and these Rules apply. In order to facilitate recognition of Senior Amateur Owner status, a senior amateur owner must provide his or her date of birth.

4. All horses born in 1980 or after shall be prohibited from showing if scarred by training devices. Imported horses born prior to 1980 shall not be penalized for old training scars provided they are indicated on their association registration description, unless such scars evidence fresh signs of blood or new scar tissue caused by training devices. Paso Finos will be exhibited in the most natural way possible.

5. Manes, tails and forelocks should be as long, full and luxurious as nature can provide. No artificial additions are allowed. A short area, not to exceed four (4) inches in length, may be clipped from the mane to accommodate the bridle. Horses under one (1) year of age will not be penalized for having clipped manes or tails.

6. No artificial appliances are allowed. Normal grooming preparations including the use of black or clear polish on hooves are allowed, but make-up, (other than on hooves), and glitter are prohibited. All horses must be in good condition. The color of a horse or the color of the horse's eyes will not be a consideration in judging a horse.

7. Soreing of a horse is prohibited. Any physical evidence, including but not limited to scars or blisters, of training with heavy shoes or artificial devices or soreing shall cause the horse to be disqualified.

8. Inspection. At the line-up in all classes, Judges will carefully inspect the horses for artificial devices, training scars, raw or bleeding sores, soundness, marked lameness, and welts from whips or spurs in accordance with these rules. At all PFHA approved shows, the Judge may, at his or her discretion, inspect any horse for evidence of soreing. Any evidence of soreing shall disqualify the horse for the class and remainder of the show.

9. Prohibited: any surgical procedure that could affect the horse's performance or alter its natural conformation or appearance, except for those surgical procedures performed by a duly licensed veterinarian for the sole purpose of protecting the health of the horse. Upon discovery that prohibited surgery or injection of a foreign substance or drug has occurred, show management shall immediately disqualify the horse and report the matter to the PFHA. Such surgical procedure or injection shall, in addition to disqualification by show management, be grounds for the PFHA, by action of its Hearing Committee, to bar the horse from future participation in PFHA approved events or presence at shows for such period as determined appropriate. Upon request, the owner shall deliver the horse's Certificate of Registration to the PFHA for such ineligibility to be prominently marked on the face of the Certificate of Registration. Although ownership of the horse may thereafter be transferred to another party, the transfer of ownership will not dissolve or shorten the term of ineligibility. If preliminary examination indicates a violation of this rule and pending final hearing by the PFHA Hearing Committee, the PFHA Executive Director may, by giving written notice of his action to the owner of record at his current address as shown on PFHA records, temporarily suspend the horse from further participation in an PFHA approved event or show and request the return of its Certificate of Registration.

a. This rule shall not apply to castration or to the cosmetic alteration of the horse's tail. However, the horse's tail may not be altered by the insertion of a foreign object, foreign substance or drug.

10. Examination of Horse Required. Every owner and exhibitor shall, upon request of show management, permit examination of a horse for determination of the presence of prohibited surgery or foreign drug or substance. Refusal to comply with such request shall: (1) constitute grounds for disqualification of the horse from further participation at the show or from further approved events pending hearing of the PFHA Hearing Committee; (2) bar the horse from participation in future approved events or shows for such period as determined by the PFHA Hearing Committee; and (3) constitute grounds for suspension of PFHA membership of the owner and trainer.

11. To be eligible to show in a Performance Championship class a horse must have been properly entered, shown and judged in one qualifying class in the same division or section.

PF102 General Rules.

1. Horse's Age. For separation into classes by age in years at horse shows, a horse's age is determined by the age it would be if its next birthday were the first day of January of the show year in question. Therefore any horse will be considered to be one year older on the first day of January following the actual date of foaling and the same for each subsequent year. For example, a horse born in 1996 would be a yearling during the September 1996–August 1997 show year, a two year old during the September 1997–August 1998 show year, etc. However, when a horse's age requirement is stated in months, as for saddle or driving classes, a horse is considered to be twenty-four (24) or thirty (30) to sixty (60) months old as counted from its actual foaling date.

2. Ring Conduct. The ring conduct of any exhibitor shall not be such as to affect adversely the exhibition of any other exhibitor's horse in the ring. Horses should be spirited, display refinement and beauty, but must be obedient. Anyone not controlling his mount shall be excused from the ring. In all mounted classes, the riders shall space their mounts in such a manner so as to avoid bunching up and shall maintain such relative positions during such class demonstrations.

3. In the Paso Fino division the following will apply:

a. Excused:

(1) Completes the class and remains in the ring at the lineup. Horse is qualified for the championship.

- (2) While the class is working, horse is requested to leave the ring by the exhibitor or by the judge. Horse is not qualified for the championship.
- b. Disqualified:
 - (1) Horse will be disqualified from the class and will be ineligible for the championship under the following circumstances:
 - (a) Not meeting requirements of the class.
 - (b) Unruly
 - (c) Illegal tack
 - (d) Refusal to back (Pleasure, Western Pleasure)
 - (e) Off Course (trail)
 - (f) Shoe weight
 - (g) Fall of horse and/or rider due to bad manners of the horse.
 - (h) Unsoundness
 - (2) Horse will be disqualified from the entire competition under the following circumstances:
 - (a) Horse exits the arena without permission
 - (b) Abuse/cruelty
 - (c) Ineligible exhibitor due to relationship with judge
 - (d) Ineligible horse due to relationship with judge
 - (e) Undue stress on horse *BOD 1/17/10 Effective 9/1/10*
4. Calling Class Placement. After a class has been pinned and Judge's Card turned in, any non-placing horses shall be **excused** from the ring. Non-winners of ribbons in any class should remain in the ring until excused. The placement of the class shall be called starting with honorable mention seventh (7th) and proceeding sixth (6th) through first (1st). The first (1st) place horse shall have the option of making a victory ride once around the ring.
5. In a class with a single entry a judge may have the horse perform all required gaits one way of the ring and pin it or excuse it in accordance with the rules. Exception: In a youth class, the class shall be worked as if there were several horses.
6. Delay and/or Commencement of Classes.
 - a. Commencement see GR109. Delay see GR831.
 - b. When horses are competing collectively, if horses do not enter in the in-gate ready to participate, after the in gate is open, within two minutes, a warning is issued and horses are given two minutes before the gate is closed and judging commences or class is cancelled.
7. Jumps. In all classes calling for jumps, the jumps must include two (2) vertical poles, appropriate jump cups, a horizontal bar for the jump, and a bar for a ground line. All material should be white or some other color that is in contrast to the ring. Jump rails must sit firmly in jump cups and cannot be on the cup edges. Ground lines must be on the approach side of the jump and no farther than two (2) feet away from the horizontal jump crossbar. The jump height may not exceed two (2) feet. Hay bales cannot be used as jumps. All jumps in warm-up areas must conform to the above guidelines as well.
8. Withdrawing from Competition. No exhibitor may withdraw a horse from a sanctioned competition after it has commenced, or remove the horse from the competition grounds, without the permission of the competition secretary. An exhibitor who has entered the ring may request permission of the judge to exit the ring before judging is completed. If an exhibitor voluntarily removes a horse from the ring without the permission of the judge, except in deference to safety, the Show Committee will disqualify the exhibitor and all his or her entries from all future classes at that competition and all prizes and entry fees for the entire competition shall be forfeited.
9. Same Rider on Two Horses/Two Different Riders on Same Horse Prohibited. In saddle classes, a rider may only ride one (1) horse in a class. Even in classes with individual work, for example, the Paso Trail class, one (1) rider cannot show two (2) different horses. In addition, in any saddle class, riders cannot be changed in the middle of the class.
10. An exhibitor may not use any type of electronic, mechanical or similar communication or mechanical device in the show ring while being judged, except for an exhibitor who is hearing impaired and who normally uses a sound enhancing device to achieve normal hearing.

11. Showing a horse with raw or bleeding sores or raw or bleeding abrasions around the muzzle, nose, chin groove, or jaw is considered an act of abuse. Horses showing signs of undue stress or inhumane treatment must be disqualified from the competition.
12. Soundness. All horses must be serviceably sound for competition purposes. A horse must not show evidence of lameness, broken wind, or complete loss of sight in either eye.
13. Extremes of temperature or climate conditions, may modify the requirements for attire as specified in various sections of these rules. Competition management will determine the modification and need thereof.

PF103 Shoeing Regulations.

If a horse is shown unshod, hooves will be neatly trimmed to a short natural length, not to exceed four (4) inches. If a horse is shown shod, the length of the hooves is not to exceed four and one half (4 1/2) inches, including shoes. All four (4) feet must be shod with flat shoes that do not affect the way a horse travels or how a foot breaks over. All four (4) feet must have the same type of shoe of the same material, weight, and thickness although front and back hooves may be shod in different sizes. Each shoe cannot exceed ten (10) ounces. Weighted shoes and pads are prohibited. However, toe and/or side clips drawn from the same shoe (an integral part of an otherwise flat saddle plate shoe which does not exceed ten (10) ounces in weight) that in no way affects how a horse travels or breaks over are allowed.

PF104 Type and Conformation.

The Paso Fino horse reflects its Spanish heritage through its proud carriage, grace and elegance. Modern care and selective breeding have enhanced its beauty, refinement and well-proportioned conformation that conveys strength and power without extreme muscling.

The Paso Fino is born with a gait unique to the breed, and its attitude seems to transmit to the observer that this horse knows its gait is a very special gift that must be executed with style and pride! The gait, being totally natural, does not exhibit the catapulting or exaggerated leg action of man-made gaits; rather the movements are smooth, rhythmic, purposeful, straight, balanced in flexion and synchronous front to rear, resulting in unequaled comfort and smoothness for the rider. The Paso Fino is a graceful, agile and supple equine athlete that uses all four legs with precision and harmony. With its definite but controlled spirit, natural gait and presence, and responsive attitude, the Paso Fino is, indeed, a rare and desirable equine partner.

1. Head: The head should be refined and in good proportion to the body of the horse, neither extremely small nor large with the preferred profile being straight. Eyes are large and well-spaced, very expressive and alert, and should not show excessive white around the edges. Ears are comparatively short, set close and curved inward at the tips. The lips should be firm and the nostrils large and dilatable. Jaws are defined but not extreme. The impression should be of a well-shaped, alert, and intelligent face.
2. Neck: The neck is gracefully arched, medium in length and set on at an angle to allow high carriage, breaking at the poll. The throat latch should be refined and well-defined.
3. Forehand: Shoulders are sloping into the withers with great depth through the heart. Chest is moderate in width. Withers are defined but not pronounced and slope smoothly into the back.
4. Midsection: The midsection is moderate in length with a well-sprung rib cage. The top line should be proportionately shorter than the underline. The back should be strong and muscled. The midsection should join the forehand and the hindquarters so as to give the horse a pleasing, proportioned appearance.
5. Hindquarters: The croup is slightly sloping with rounded hips, broad loins, and strong hocks. The tail is carried gracefully when the horse is in motion.
6. Legs: The legs are straight with refined bones and strong, well defined tendons and broad, long forearms with shorter cannons. The thigh and gaskin are strong and muscled but not exaggerated. Standing slightly under in the rear is acceptable. Pasterns are sloping and medium in length. Bones are straight, sound, and flat, and joints are strong and well defined. Hooves are well rounded, proportionate in size and do not show excessive heel.
7. Mane, Tail and Forelock: Mane, tail, and forelock are as long, full, and luxurious as nature can provide. No artificial additions or alterations are allowed. A bridle path not exceeding 4" is acceptable.

8. Size: Paso Fino horses are 13 to 15.2 hands with 13.3 to 14.2 being the most typical size with weight ranging from 700 to 1100 pounds. Full size may not be attained until the fifth year.
9. Color: Every equine color can be found, with or without white markings.
10. Disposition: The Paso Fino is an extremely willing horse that truly seems to enjoy human companionship and strives to please. It is spirited and responsive under tack while sensible and gentle at hand.

PF105 Gaits.

The gait of the Paso Fino horse is totally natural and normally exhibited from birth. It is an evenly-spaced four-beat lateral gait with each foot contacting the ground independently in a regular sequence at precise intervals creating a rapid, unbroken rhythm. Executed perfectly, the four hoof beats are absolutely even in both cadence and impact. Footfall is in the same sequence as a natural equine walk, i.e., left rear, left fore, right rear, right fore. Propulsion is primarily from the hind limbs and the horse's motion is absorbed in its back and loins, resulting in unequaled smoothness and comfort for the rider. The Paso Fino gait is performed at three forward speeds and with varying degrees of collection. In all speeds of the gait, the rider should appear virtually motionless in the saddle, and there should be no perceptible up and down motion of the horse's croup.

1. Classic Fino—Forward speed is very slow, and the footfall is extremely rapid while the steps and extension are exceedingly short. To be executed fully collected.
2. Paso Corto—Forward speed is moderate, ground-covering but unhurried, executed with medium extension and stride. The degree of collection desired varies with class requirements.
3. Paso Largo—The fastest speed of the gait. The largo is executed with a longer extension and stride. Forward speed varies with the individual horse, since each horse should attain its top speed in harmony with its own natural stride and cadence. The degree of collection desired varies with class requirements.
4. The Paso Fino can execute other gaits natural to horses in addition to the Paso Fino gait.
 - a. Walk—Smooth, steady evenly-spaced four-beat gait.
 - b. Lope—True, three-beat gait, slow, cadenced, smooth, straight on both leads, with no tendency to mix gaits.
 - c. Canter—True, three-beat gait, straight on both leads, smooth and unhurried with no tendency to mix gaits.

SUBCHAPTER PF-2 PASO FINO YOUTH SECTION.

PF106 General.

1. A rider's age for Youth classes shall be determined by the rider's age on September 1 of the current competition year, and this age shall remain the same throughout the competition year.
 - a. If a competition is in progress on any September 1, an individual's age at the start of the competition will be maintained throughout the competition.
2. Junior. Junior riders shall be ages 13-17.
3. Sub-Junior. Sub-Junior riders shall be ages 7-12.
4. Walk-Corto Leadline. Walk-Corto Leadline riders shall be six years old or under. Exception: see PF108.1
5. Safety Headgear. All riders twelve (12) years of age and under, including walk-corto leadline riders, are required to wear Safety Headgear at all times while on horseback. (GR801)
6. Handling Stallions. A child under thirteen (13) shall not at any time ride, handle or exhibit a colt or stallion on the show grounds during an Association sanctioned show. This rule applies to all classes, point or non-point, specifically including leadline classes. The adult responsible for such a child who violates this rule will be subject to dismissal from the show grounds and forfeiture of any remaining fees.
7. Ineligible for Championship. Riders in the youth classes are not eligible for the championship classes because of riding in the Youth division classes.
8. Youth Championship Classes. Championship classes may be offered for youth riders in any division in which two or more qualifying classes are offered at a given competition. To

be eligible for entry into a championship class, a horse/rider combination must have been properly entered, shown, and judged in one of the qualifying classes. To be considered shown and judged, a horse must perform all required gaits both ways of the ring in the original class and must remain in the ring until either placed or excused by the judge(s).

9. A Junior Youth rider may be excused from a class if the rider's horse does not meet the requirements of the class.

10. Suitability. In all youth classes, special attention should be paid to the suitability of the horse for its rider. Horses should not appear unmanageable or too excitable for their riders, nor should they be unwilling to work for their riders. Good disposition is paramount for a youth horse.

PF107 Class Separations.

1. Any youth class, with the exception of Gold or Silver Medal Advanced Equitation, may be offered as open to all youth or may be divided into age groups as follows:

- a. Divided into Junior Youth (13-17) and into Sub-junior Youth (7-12)
- b. Divided into Junior Youth Level I (13-15), Junior Youth Level II (16-17), Sub-junior Youth Level I (7-9) and Sub-junior Youth Level II (10-12)

2. Gold and Silver Medal Advanced Equitation: The Gold and Silver Medal Equitation may be offered as follows:

- a. Open to all Youth riders who have not reached their 18th birthday. A Youth rider who places first or second in an Association Silver Medal Class (held at Regional Group show) is qualified to participate in the Gold Medal Finals at the Grand National Championship Show.
- b. Once a Youth rider has placed first in a Silver Medal Class, that youth rider is not eligible to exhibit in another Silver Medal Class for the remainder of the current competition year. The Youth rider may, but is not required to, ride the same horse at Gold Medal Final Class that the rider rode when he or she qualified to participate in the Gold Medal Final Class.
- c. To hold a Silver Medal class at a Regional Group show, the show management must request class when asking for approval for show.
- d. The name of the winner of the Gold Finals at the Grand National Show is engraved upon a Perpetual Trophy which remains in the possession of the Association. The winner will receive a Gold Medallion at the Grand National Championship Show.
- e. The winner of a Gold Medal class is no longer eligible to compete in Medal classes after having won twice.

PF108 Class Descriptions.

Walk-Corto Leadline. This class is open to children three (3) to six (6) years of age and to physically or mentally disabled adults or children who are unable to show in other classes. Tack and attire will be the same as that for the Paso Pleasure class except riders are required to wear Safety Headgear. See GR801 for the definition of Safety Headgear. No belt or other type implement shall be used to hold a child in the saddle. The horses shall enter the ring with the child mounted and an adult holding a leadline attached to a halter (leather or nylon) worn under the bridle or holding the pisador attached to the bridle. The leadline is for control only if necessary and should remain slack during the class if possible. The child should control the horse. This class is to be judged the same as the Equitation class except that no dismount/mount or tests will be asked for and the horses will be requested only to perform at a Paso Corto gait and at a walk. All exhibitors shall receive participant ribbons for this class and there shall be no points awarded for riders or horses. In addition, there shall be no point requirement to enter this class in the National Show.

PF109 Paso Equitation.

1. The Paso Equitation seat enhances the particular and special style, grace, rhythm and oneness of horse and rider. The class is to be judged 100% on equitation. Results as shown by the performance of the horse are not to be considered more important than the method used in obtaining them. Horses shown in this class will perform the required Paso gaits.
2. Basic Position. The rider shall convey the impression of effective and complete control at all times, showing both the horses and the rider to the rider's best advantage. A complete picture of the whole is of major importance.

3. **Arm and Hand Position.** The arm should hang naturally with the elbows not extending outward beyond a perpendicular line even with the rider's shoulders. The reins shall be held in one of the following manners:
 - a. The reins should be held one (1) rein in each hand entering at the bottom below the little finger and extending upward with the bight (excess) of the rein hanging on the off (right) side of the horse.
 - b. The rein must pass directly from the bit, between the little and third fingers, the thumb being placed on top. It is important that the third finger holds the edges of the rein in the joints nearest the palm and that the fingers are closed securely but without tension. Bight (excess) of the rein should be on the off (right) side.
 - c. The rider's hands should be held in an easy position, neither perpendicular nor horizontal to the saddle and should show sympathy, adaptability and control. The height the rider's hands are held above the horse's withers is determined by the head carriage of the individual horse. However, extremely high or low hand positions are improper. The rider's hands should not pass over or behind the pommel of saddle. The rider shall make every effort to achieve as straight a line as possible from the elbow through the forearm, hand and rein to the bit. Hands and wrists should be flexible and not held extremely separated.
4. **Head Position.** The rider's head should be held erect with the chin up. The rider's eyes should look straight forward.
5. **Back Position.** The rider's back should be straight, but not stiff. The rider's shoulders should be square.
6. **Feet and Leg Position.** The rider's leg should hang naturally with a slight bend at the knee. The rider's lower leg should be under the rider's body and not flared outward. Flaring of lower leg shall be penalized. The rider's feet should be parallel with the horse's body with the heels slightly lowered (approximately 1 inch). The ball of the rider's foot should rest directly over the stirrup iron with even pressure on the entire iron with heel, hip and point of shoulder in line. The rider's foot position should be natural (neither extremely in nor out).
7. **Position in Motion.** The rider's position in motion should be natural, coordinated and graceful. The rider should remain almost motionless at all gaits. From the side a straight line should be able to be drawn perpendicular to the ground through the rider's head, shoulder, hip and ankle. The rider's toe should never be more forward than his knee, thereby keeping his center of balance directly above his feet and ankles. The rider's upper arms should fall naturally from the shoulders toward the hip bones and should be flexible, never clutched to the body, extended forward, or spread away from the body. The rider should appear to have a natural flow downward into the saddle and show no side to side movement of upper body. At all gaits the rider should remain in the center of the saddle and not slip back on the cantle.

PF110 Tests.

The rider may be required to perform the following tests:

1. Ride without stirrups at a Paso Corto, maintaining the proper position. The stirrups may be crossed over the pommel of the saddle if so desired.
2. Back his or her horse smoothly and under control. The horse's mouth should remain closed and horse should not throw his or her head.
3. Dismount and mount. To dismount, the rider may either step down or slide down. The size of the rider must be taken into consideration. To remount, the rider shall check the curb chain and girth and adjust them if necessary. The rider shall gather the reins in his or her left hand with gentle pressure. The rider shall stand diagonally facing the front of the horse. The rider shall place his or her left hand in front of the horse's withers without holding the mane, turn the stirrup toward the rider with his or her right hand and place his or her left foot in the stirrup. The rider shall place his or her right hand either on the far side of the saddle at the waist or on the front arch (pommel), and spring lightly up, straightening both knees. The rider shall ease into the saddle and place his or her right foot in stirrup without looking down.
4. Perform a figure eight at Paso Corto (see diagram for pattern). The rider shall always turn and face the Judge unless otherwise instructed. The Judge may tell exhibitors whether he or she prefers large or small diameter circles.
5. Move his or her horse from Paso Largo to walk on a quiet rein.
6. Answer questions on parts of the horse and tack. See line drawings. Judge must refer to these drawings in asking questions.

PF111 Procedures.

1. The exhibitors will enter the ring to the right at a Paso Corto and circle the arena in a counterclockwise manner until asked to reverse or change gait. Entries will space themselves, maintain the same relative position and avoid bunching up. Entries will be penalized for bunching up or for not working on the rail.

The sequence of the gait will be Paso Corto, Paso Largo, walk, reverse, and repeat. The reverse will be executed toward the center of the ring. A halt will be called at least once during the Paso Corto. Entries will execute the above class requirements and, in addition, Judges are encouraged to call for at least two (2) of the tests provided at subsection (g), above, of the top contestants. Each of the tests is to be performed individually.

- a. Judges must select only from test numbers 2, 5 and/or 6 for Sub-Junior riders. Junior riders may be asked to perform any of the tests.
- b. For the safety of the other entries, Judges are required to excuse any rider who is unable to control his or her mount.

PF112 Appointments.

The tack shall be English type. Schooling tack is not acceptable. The attire shall be the official Paso Fino show costume.

PF113 Classic Fino Youth.

Qualifying gaits, procedures and appointments, except for Safety Headgear (GR801), if applicable, are the same as described under the Classic Fino Division.

PF114 Paso Performance Youth.

Qualifying gaits, procedures and appointments, except for Safety Headgear (GR801), if applicable, are the same as described under the Paso Performance Division.

PF115 Paso Pleasure Youth.

Qualifying gaits, procedures and appointments, except for Safety Headgear (GR801), if applicable, are the same as described under the Paso Pleasure Division.

PF116 Youth Horsemanship.

Regional Group shows may offer this class at their discretion. This class shall be judged: 50% on horsemanship of rider, 10% on the suitability of the horse to the rider, and 40% on the performance of the horse.

PF117 Procedures.

Exhibitors will enter the ring to the right at a Paso Corto and circle the arena in a counterclockwise manner until asked to reverse or change gait. The entries will space themselves, maintain the same relative position and avoid bunching up. Entries will be penalized for bunching up or for not working on the rail. The sequence of the gait will be Paso Corto, Paso Largo, walk, reverse, and repeat. The reverse will be executed toward the center of the ring. A halt will be called at least once during the Paso Corto. Entries will execute the above class requirements. Horses that do not perform the paso gait will be eliminated after lining up. Judges will line up exhibitors and require exhibitors to perform the chosen tests individually.

Gaits:

Walk: slightly collected and maintained at an even pace with no hesitations

Corto: collected, with sustained cadence and rhythm

Largo: collected, with good transitions to and from corto, sustained cadence and rhythm.

PF118 Tests.

1. Stop: The rider should quietly stop the horse and keep the horse still and parallel to the rail.
2. Serpentine: At a corto, the rider will serpentine through cones without touching cones while maintaining gait, cadence, and rhythm.
3. Circles: At a corto, the rider will perform two (2) circles through cones while maintaining gait, cadence, and rhythm.
4. Figure Eights: In a distance of nine (9) feet between two (2) cones with the horse at a corto, the rider will perform two (2) figure eights while maintaining gait, cadence and rhythm without touching the cones.
5. Back: The horse shall back four (4) to six (6) steps in a straight line.

6. Sounding Board: At a corto, the rider shall put horse over the sounding board while maintaining gait, cadence and rhythm. The horse should move straight down the center of the board, tracking straight. The rider shall circle at the end of the board and return over the sounding board.

The course shall be posted approximately two (2) hours before the class. Off pattern: a rider will not be disqualified for failure to complete the pattern in the correct sequence but must be placed accordingly.

PF119 Gold and Silver Medal Equitation.

1. All requirements, including appointments, for this class shall be the same as for Paso Equitation (see PF109 and PF112). However, the Gold and Silver Medal Equitation classes are intended to be conducted and judged as advanced level Paso Equitation classes. As in the Equitation class, all entries will enter the ring, counterclockwise, at a Paso Corto and continue at a Paso Corto until otherwise instructed. The sequence of gait will be Paso Corto, Paso Largo, Collected Walk, reverse and repeat in the opposite direction. After the sequence of gaits is requested, the horses will be lined up. Any horse that did not perform the proper Paso gait will be **disqualified** at this line up. *BOD 1/17/10 Effective 9/1/10*

2. Tests. The judge will prepare, in writing, the number and sequence of tests that each exhibitor will be required to perform after the horses are lined up. The tests from which the judge will choose will be the same as those described at paragraph PF110, above, with the addition of the tests described below in letters a through f. The number and sequence of tests should be designed so the majority of exhibitors can complete the tests in under sixty (60) seconds. The number and sequence of tests will be posted at the show office no less than approximately one hour before the commencement of the class. As directed by the judge, each exhibitor will individually perform the tests in the sequence posted and will return to the line up.

a. Dismount and mount from either side of the horse. The procedure described in PF110 above for the dismount and mount will be modified as appropriate for the side of the horse from which the rider will dismount and mount.

b. Properly execute a serpentine at the walk or Paso Corto. The horse should smoothly perform the serpentine without missing or breaking gait throughout.

c. Perform circles at a Paso Corto. The horse should smoothly perform the circles without missing or breaking gait throughout.

d. Stop the horse from a Paso Corto. The horse should quickly stop on the rider's command, without throwing its head or otherwise expressing discontent about being stopped.

e. Traverse the sounding board at a Paso Corto.

f. Side Pass, left and right, for as many steps as the judge directs. The horse should move evenly left and right at the side pass

SUBCHAPTER PF-3 BELLAS FORMAS (CONFORMATION) CLASSES.

PF120 Eligibility.

Eligibility. See PF101.1.

PF121 Class Specifications & Qualifying Gait.

The choice of gait is optional, either Classic Fino or Paso Corto, and one form of the gait shall not be given preference over the other.

Both conformation and gait shall be judged in this class. The Breed Standard of the ideal Paso Fino shall be used as the standard for judging. Transmissible faults, such as buck-kneed, calf-kneed, base wide, base narrow, cow hocks, sickle hocks, toe-in, toe-out, offset knees, standing under, camped out in front, too straight behind, etc., shall be counted heavily against breeding stock. A horse with a swayback or fallen crest will be heavily penalized. A horse must be serviceably sound to be considered for placement. Any horse that fails to demonstrate the Paso gait so that the Judge can evaluate and ascribe gait percentages shall be disqualified from placement. This class shall be judged: 60% on conformation, 30% on quality and naturalness of gait, and 10% on appearance, grooming, and manners.

PF122 Procedures.

1. Entries of any age may be shown with a halter and single or double lead line. If two lines are used, they shall be long and shall be one on either side of the halter; if two lines are

used, the horse may be handled by one attendant holding both lines or by two (2) attendants- one holding each line. If one line is used, only one (1) attendant is allowed. No attendants other than those actually holding the lines are allowed. Lines may end in a smooth link chain (minimum width 3/8") which may be crossed over the nose and/or under the jaw. The horse must demonstrate the Classic Fino or the Paso Corto gait whenever moving. In the lineup, the horse must stand square, not stretched, and remain quiet without undue restraint.

2. Horses shall enter the ring one at a time in the order that show management designates. The horses shall proceed to the right and circle the arena in a counter-clockwise direction on the rail.

3. Quality of gait, that is, smoothness, symmetry of action, harmony of cadence, and naturalness, that is, consistency, absence of undue restraint, will be judged during rail work. After completing one circle, or when instructed by the Ringmaster, the horse will line up in the center of the ring for conformation inspection. The Judge shall penalize a horse if the handler uses his or her hands on the horse's leg below the knee to position the hoof in the lineup.

4. Additional work-offs may be required at the Judge's discretion including the use of the sounding board to exhibit horse's cadence of gait. During work-offs, the horses must remain on the rail except to pass.

PF123 Appointments.

1. A horse will be shown in a leather show halter without a bit, nameplate or inscription thereon. The halter will be English or Colombian type leather, flat, rolled, or braided (3/8, 1/2, or 5/8 inch) with a matching stitched or plain nose piece with optional browband not to exceed one (1) inch in width. A matching lead line, or long lines, as described in Section A above is required. A riding crop or whip not exceeding 30" in length may be carried. No other devices may be used.

2. Attendants will be attired in the official Paso Fino show costume.

PF124 Classes within this Division.

Classes within this Division may be separated into one of the following categories:

1. Open Bellas Formas (all ages and all sexes);

2. Yearlings Bellas Formas (may be open or, if divided, must be divided into Colts, Geldings, and Fillies), and/or Bellas Formas Two Year Olds (may be open or, if divided, must be divided into Colts, Geldings, and Fillies), and/or Bellas Formas Three Year Olds (may be open or, if divided, must be divided into Colts, Geldings and Fillies); and/or Bellas Formas Four Year Olds and Older (may be open or, if divided, must be divided into Mares, Geldings and Stallions); or

3. Bellas Formas Four-Year-Olds and Older (may be open or, if divided, must be divided into Mares, Geldings, and Stallions); and/or Bellas Formas Three-Year-Olds and Under (may be open or, if divided, must be divided into Colts, Geldings, and Fillies) or further divided as described above.

In a show where Bellas Formas classes are offered by age groups, e.g., three-year-old colts, a younger horse must be shown in the class corresponding to its age group and cannot be shown in a mares, geldings, or stallions class.

SUBCHAPTER PF-4 PERFORMANCE CLASSES (UNDER SADDLE).

PF125 Qualifying Gaits.

In all classes, special attention shall be afforded to the rhythmic consistency and smoothness of the Paso gait. While style of execution may vary with horses, any style of execution that reduces smoothness and consistency shall be penalized. In addition, a horse shall be excused for failure to perform any gait prescribed in a class. Any tendency to mix gaits, the loss of even cadence or lack of smoothness, as evidenced by an up and down or side to side movement of the horse's croup or of the rider, shall be penalized. Horses who fight the bit, flatten their ears or swish their tails shall be penalized.

In all qualifying gaits, light contact on the reins is required. Horses requiring undue restraint or "holding" in gait or collection shall be penalized. While the degree of collection required varies from class to class, in no gait should the horse go "strung-out" behind, squat down in the rear, jut out his nose, lug, or work behind the headgear. Exaggerated leg action (exces-

sive fold, over-reaching, unnaturally high front leg action, etc.) is not desirable. The ideal Paso Fino should track straight; however, some slight winging or padding is acceptable and should be penalized only if it is severe or a result of conformation faults. In all classes and all gaits, the Paso Fino should give the appearance of naturalness and ease combined with a degree of the pride and elegance that is characteristic of the Paso Fino breed.

1. Walk: An animated, collected walk in Paso Performance and Paso Versatility classes. A flat walk in Paso Pleasure, Paso Trail and Paso Western Pleasure classes with head carriage natural and relaxed.

2. Classic Fino: Smooth, animated, exciting and executed with brilliance and style. Horse must be fully collected and balanced, putting its complete dynamic energy into its carriage and quickness of its footfall. The horse must perform naturally and willingly and any indication that the horse is being excessively restrained or held in gait shall be penalized. Horses who fight the bit, flatten their ears or swish their tails shall be penalized. Extension is absolutely minimum, forward speed is very slow and footfall is extremely rapid.

3. Paso Corto: Evenly spaced four-beat gait executed with moderate forward speed and extension. Horse should be smooth, balanced and exhibit symmetry in flexion and stride. In the Paso Performance and Paso Versatility classes the horse is well-collected, animated, proud and brilliant. In the Paso Pleasure, Paso Trail and Paso Western Pleasure classes collection and carriage are natural and relaxed with slightly more collection required in the Paso Pleasure class.

4. Paso Largo: Forward speed is rapid and the gait is executed with longer extension and faster cadence than the paso corto. Extension and flexion must be harmonious with no tendency to become light on the front or strung out behind. A definite change of speed from the paso corto must be observed. A significant difference will be rewarded. The even four-beat cadence must be retained. Forward speed varies with the individual horse, since each horse should attain its top speed in harmony with its own natural stride and cadence. In Paso Performance and Paso Versatility, the gait is collected, bold and animated. In the Paso Pleasure class, collection is mild and carriage is natural and relaxed.

5. Canter: True, three-beat, cadenced, straight on both leads, smooth, unhurried, executed with collection, head well-elevated and set.

6. Lope: True, three-beat gait, slow, cadenced, smooth, straight on both leads. Horse should be balanced going with mild collection.

PF126 Showing.

1. Horses shall be shown at all gaits both ways of the ring. In all classes except Classic Fino and Costume all horses shall enter the ring at paso corto. Exception: see PF102.4

2. Only one hand may be used on reins when the horse is shown under Western tack and hands must not change except in Trail Classes. Rider may hold romal or end of split reins to keep from swinging.

PF127 Schooling Classes.

1. Horse Must be 30 Months. Notwithstanding the fact that a horse may be considered three years old under GR102.1a, no horse may be ridden in a saddle class, whether a Schooling class or regular class, until it is at least thirty (30) months old, based on the actual date of foaling.

2. Schooling Class Sections. Schooling classes may be offered in the Fino, Performance and Pleasure Divisions, including the Amateur Owner Classes, as follows. There may be open schooling classes for horses three or four years old. Alternatively, there may be two Schooling age sections within a Division for: (1) horses that are three years old, and (2) horses that are four years old. The horse's age for purposes of determining the appropriate class shall be determined under GR102.1a

3. Crediting of Points. In a show that does not offer Schooling classes, a schooling horse may compete in the regular appropriate class and still retain its schooling status, and any show points awarded to such horses shall be computed and credited as points awarded in the appropriate Schooling class.

4. Restriction on Schooling Status. Once a horse has been shown in a regular Paso Performance, Paso Pleasure or Classic Fino class at a show that offers Schooling horse classes, it can never be shown again in a Schooling class in that Division.

PF128 Junior Riders, Youth and Amateur Owner Classes.

1. Riders under the age of thirteen may not ride stallions and/or exhibit a colt or stallion on the competition grounds during a Federation sanctioned competition. This rule applies to all classes, point or not-point, specifically including lead line classes.
2. Youth Classes. Youth classes are offered where the award goes to the rider and not the horse. Youth riders must be seventeen years old or under. Youth classes shall be Junior (ages thirteen to seventeen) and Sub-Junior (ages seven to twelve). Horses entered in Youth classes may be cross entered in other classes in the same section.
3. Amateur Owner Classes. Horses entered in Amateur Owner classes may be cross entered in other classes in the same section.
4. When horses that are at least thirty (30) months old but no older than sixty (60) months old are shown in Amateur Owner or Youth classes (not including Equitation), schooling headgear is allowed.
5. Entries in Youth classes in a division are not eligible for Championship classes in that division unless otherwise qualified.

PF129 Tack.

1. Metal on Nosepiece. A curb chain or curb strap is permitted but shall not be cruelly tight. Except for Schooling classes, metal is not permitted in, under, over or attached to the cavesson nosepiece except for necessary buckles.
2. No Metal on Browbands. No metal decoration is allowed on browbands.
3. Schooling Headgear. In the following circumstances:
 - a. Schooling classes,
 - b. Three- and four-year-old horses in Amateur Owner classes that are not Schooling classes or
 - c. Three- and Four-year-old horses in Youth classes, except Equitation and Horsemanship classes, headgear can be any training headgear not considered cruel or inhumane by the Judge or Show Committee. Bare metal, except for curb chains or parts of buckles, is not allowed. In a schooling class, metal may be used if covered in a nose-piece or under the chin, but it must not be considered cruel or inhumane by the Judge or Show Committee and be sufficiently covered to ensure comfort to the animal.
4. English Tack.
 - a. Saddle. In all classes where English tack is designated, saddles may be of any English type except that forward seat jumping saddles are prohibited unless a jump is required in the class. If a saddle pad is used, it will be conservative in color and conform to the shape of the saddle. Stirrups for classes requiring English tack must conform in overall shape to commonly regarded English tack.
 - b. Bridle. Except as provided in the next sentence, bridles must be leather, but not rawhide except in Schooling Classes where rawhide is permitted, Colombian or English type headstalls, flat, rolled or braided. Goatskin bridles with white or creme colored reins matching the bridles may be used. Cheek pieces may be 3/8 to 5/8 inch with a matching, plain or stitched, cavesson and matching browband. The browband and cavesson nose piece may not exceed one (1) inch in width. Dropped nosebands, tie downs, and martingales are prohibited. Headstalls may have a throatlatch with a pisador. The pisador may be rawhide. Throat latches may tie rather than buckle.
 - c. Reins. Reins may be leather, flat, rolled or braided. Nylon or other natural or man-made fiber reins may be used (hereafter referred to "nylon"). In all classes nylon reins may be used, but they must be the same color as the headstall. Combination leather/nylon buckle-back reins may be used. Snaps that attach the reins to the bit or bosal may be used in all classes, with the exception of Equitation and Horsemanship classes. *BOD 1/17/10 Effective 9/1/10*
 - d. Other. An English breast strap or breast plate not exceeding (one) 1 inch may be used. No silver or vinyl or reflective vinyl is allowed on headgear, breast straps or breast plates.
5. Western Tack.
 - a. In all classes where Western tack is designated, the tack shall consist of a good working stock saddle. Silver equipment is permitted but must not predominate. The head stall shall be of the Western type customarily used with a stock saddle. Western Pleasure horses under the age of five years may use a snaffle or bosal; horses five and

over must use a curb bit. In Paso Pleasure when using Western style tack, Colombian and Western hackamore, mecates, sidepulls, curb, and snaffle bits may be used. Cavessons and nose bands are prohibited. Breastplates are permitted. See specific class descriptions and appointments for additional requirements concerning tack.

b. Bits. (All Divisions) Bits are required in all classes except Schooling Classes or other classes as specified. Bits may be of any humane approved type in accordance with [the Guide to Paso Fino Tack found on the USEF and PFHA websites](#). However, shanks cannot exceed six (6) inches, upper shank of bit from mouthpiece to where bit attaches to bridle cannot exceed three (3) inches, and all bits with shanks must have a curb strap or curb chain attached and used for leverage. The length of a shank shall be measured in a straight line from the mouthpiece to the end of the shank. [For correct method of measuring length of the shank see the Guide to Paso Fino Tack.](#)

BOD 1/17/10 Effective 9/1/10

6. Bits. Slip or gag bits, rigid donut mouthpieces and flat polo mouthpieces are prohibited. Any rein design or bit shank which increases the effective length and thereby the leverage of the shank of the bit is prohibited.

7. Crops and Spurs. Blunt spurs appropriate for English or Western classes, respectively and a riding crop not exceeding thirty (30) inches in length may be used.

8. Special Tack, Attire or Considerations. An individual requiring special show considerations shall submit a request to the show secretary who will note appropriate judges' cards accordingly and inform the steward of same. These special considerations may include the exemption from dismounting and mounting in Paso Pleasure classes.

PF130 Attire and Appointments.

1. Official Paso Fino Show Costume. In classes requiring the official Paso Fino show costume, the attire shall be a long sleeved bolero type jacket and full length pants or jumpsuit which cover the boots. The bolero jacket and pants or jumpsuit must be conservative in color and trim. The exhibitor must wear a long sleeve shirt or blouse. A matching or contrasting cummerbund is optional. Sequins, glitter, or other similar reflective adornment is not allowed on any part of the Paso Fino show costume. Male riders shall wear an unadorned tie. The exhibitor must wear a Spanish type felt, leather or suede hat with a round, flat crown and with a flat or slightly rolled brim with a matching or contrasting hatband. The whole effect of the exhibitor's costume is to be one of good taste.

2. Western Attire. In classes requiring Western dress, the rider shall wear a Western type hat, long sleeved Western type shirt, full length trousers, Western boots together with chaps, shotgun chaps or chinks. A jacket or vest is optional.

3. Safety Headgear. Protective headgear may be worn without penalty in any class. (GR801) In classes that may require a jump (Trail and Versatility), approved protective headgear is required. All riders twelve (12) years of age and under, including walk-corto leadline riders, are required to wear approved protective headgear at all times while on horseback at any competition.

SUBCHAPTER PF-5 CLASSIC FINO DIVISION

PF131 Qualifying Gait & Class Specifications.

Classic Fino, which is an evenly-spaced four-beat lateral gait. This gait is smooth, animated, exciting and executed with brilliance and style. The horse must be fully collected and balanced, putting its complete dynamic energy into its carriage and the quickness of its footfall. Flexion and extension should be harmonious in all four legs, and the horse must present a picture of symmetry and fluidness of motion. The horse must perform this highly collected form of the gait naturally and willingly, and any indication that the horse is being excessively restrained or held in gait shall be penalized. A horse that fights the bit, flattens its ears or swishes its tail shall be penalized. Extension is absolutely minimal. The horse's forward speed is extremely slow, whereas the footfall is exceedingly rapid. Any tendency to mix gaits, the loss of even cadence, or lack of smoothness as evidenced by an up and down or side to side movement of the horse's croup or of the rider, shall be penalized.

In this class, horses shall demonstrate only the fully collected Classic Fino gait whenever moving. This class shall be judged: 75% on execution and naturalness of the Classic Fino gait; 15% on appearance, conformation and way of going; and 10% on manners.

PF132 Procedures.

Exhibitors will enter the ring to the right on the rail and circle the arena in a counterclockwise manner until instructed to reverse or halt. Horses must work both directions, reverse, halt and proceed in gait. Breaking gait on reverses, stops or starts shall be penalized. A figure eight may be requested to demonstrate flexibility, responsiveness, and steadiness of gait, but diminishing circles are not allowed. Only inanimate objects may be used as "posts" for the figure eight as long as they do not present a danger to horse or rider. **Judges may call for horses to perform a serpentine at the classic fino as an optional test. Judges may call for horses to work parallel together at the classic fino as an optional test.** A solid, ground level, hard surface sounding board 48' or longer should be used in this class to clearly exhibit the rhythmic consistency of the horse's cadence and impact. The performance of the horse on the sounding board shall not be given preference over the horse's work on the rail. During competition, while being judged, exhibitors are not allowed to turn on the sounding board. Backing of horses may be requested. *BOD 1/17/10 Effective 9/1/10*

PF133 Appointments.

The tack shall be English type. The attire shall be the official Paso Fino show costume.

PF134 Classes within this Division.

1. Classic Fino Schooling. Schooling classes may be offered. These classes are to be conducted in exactly the same manner as the Classic Fino classes except that they will be limited to schooling horses. Tack and attire shall be the same as in Classic Fino with the exception of the headgear, which may be schooling headgear. (GR801).

School classes, if offered, may be separated as follows:

- a. May be open; or
 - b. May be divided into Open Schooling 3-Year-Olds and Open Schooling 4-Year-Olds; or
 - c. May be divided into 3-Year-Old Schooling Fillies, 3-Year-Old Schooling Colts and Geldings (or Colts and Geldings may also be separated), 4-Year-Old Schooling Fillies, and 4-Year-Old Schooling Colts and Geldings (or Colts and Geldings may also be separated).
2. Classic Fino. These classes may be separated as follows:
- a. May be Open (includes all ages and all sexes);
 - b. May be divided into Classic Fino Schooling Open (see Section 1,a, above) and Classic Fino Open (horses 5 years old and over, any sex); or
 - c. Schooling classes may be divided as provided in Section 1 above and Classic Fino divided into Mares, Geldings, and Stallions.
 - d. Amateur Owner classes may also be offered. They may be Open or, if divided, they must be divided into Mares, Geldings, and Stallions. Amateur Owner Schooling classes may be offered, and may be separated the same as set forth above in Section 1 above, Classic Fino Schooling.

SUBCHAPTER PF-6 PASO PERFORMANCE DIVISION

PF135 Qualifying Gaits & Class Specifications.

1. Collected Walk, which is an evenly-spaced four-beat gait, cadenced, straight, brisk, animated and rhythmic. This gait is executed with collection, style and brilliance.
2. Collected Paso Corto, which is an evenly-spaced four-beat lateral gait with moderate forward speed and extension. This gait is smooth, supple, cadenced, animated and brilliant, with the horse well- collected, fully balanced, and exhibiting symmetry in flexion and extension. The horse should demonstrate pride, style, elegance and enthusiasm, along with good manners and ready response.
3. Collected Paso Largo, which is an evenly-spaced four-beat lateral gait. This gait is smooth, balanced, collected, bold and animated, with rapid forward motion. Extension and flexion must be harmonious with no tendency to become "light" on the front or "strung out" behind. The horse should appear eager and willing to move out, and a definite change of speed from the Paso Corto to the Paso Largo must be observed, yet a willingness to reduce speed on command must be demonstrated. All transitions between gaits should be performed evenly and smoothly. An even, four-beat cadence must be maintained, together with

style, presence, boldness, and brilliance. Loss of form, cadence, or smoothness due to excessive speed shall be penalized.

In this class, the horse should combine style and spirit along with obedience and good manners. The horse should move out willingly, and stand quietly when requested.

This class shall be judged: 30% on collected Paso Corto; 30% on collected Paso Largo; 10% on the walk; 20% on appearance, conformation and way of going; and 10% on manners. Special attention shall be afforded to brilliance, form, smoothness, and rhythmic consistency of the gaits.

PF136 Procedures.

The exhibitors will enter the ring to the right on the rail at a collected Paso Corto and circle the arena in a counterclockwise manner. The sequence of gaits shall be: collected Paso Corto, collected Paso Largo, to show the marked difference in speed, collected walk, reverse and repeat.

While executing the collected walk, entries should space themselves to avoid bunching up and maintain their relative positions on the rail. In the collected Paso Corto and collected Paso Largo, entries shall maintain a position on the rail except to pass.

A solid, ground level, continuous hard surface, allowing no more than one-half inch of space between the sounding board 48' or longer may be used. However, the judges may require horses to perform only the Paso Corto gait over the sounding board. Judges may call for a serpentine at a collected Paso Corto and/or a figure eight at a collected Paso Corto as requirements for a work-off of horses in close competition. At a very minimum, a serpentine should consist of half circles with 180 degree turns.

PF137 Appointments.

The tack shall be English type. The attire shall be the official Paso Fino show costume.

PF138 Classes within this Division.

1. Paso Performance Schooling. Schooling classes may be offered. These classes are to be conducted in exactly the same manner as the Paso Performance classes except that they will be limited to schooling horses. Tack and attire shall be the same as in Paso Performance with the exception of the headgear, which may be schooling headgear. See PF129.3 for the definition of schooling headgear.

Schooling classes, if offered, may be separated as follows:

- a. May be Open; or
 - b. May be divided into Open Schooling 3-Year-Olds and Open Schooling 4-Year-Olds; or
 - c. May be divided into 3-Year-Old Schooling Fillies, 3-Year-Old Schooling Colts and Geldings (or Colts and Geldings may also be separated), 4-Year-Old Schooling Fillies, and 4-Year-Old Schooling Colts and Geldings (or Colts and Geldings may also be separated).
2. Paso Performance. These classes may be separated as follows:
- a. May be Open (includes all ages and all sexes);
 - b. May be divided into Paso Performance Schooling Open (see Section 1, a, above) and Paso Performance Open (horses 5 years old and over, any sex); or
 - c. Schooling classes may be divided as provided in Section 1 above and Paso Performance divided into Mares, Geldings, and Stallions.
 - d. Amateur Owners classes may also be offered. They may be Open or, if divided, must be divided into Mares, Geldings, and Stallions. Amateur Owner Schooling classes may be offered, and may be separated the same as set forth above in Section 1 above, Paso Performance Schooling.

SUBCHAPTER PF-7 PASO PLEASURE DIVISION

PF139 Qualifying Gaits & Class Specifications.

1. Flat Walk, which is a true, evenly-spaced four-beat, flat-footed, smooth gait executed with mild collection. The horse's head carriage is natural and relaxed.

2. Paso Corto, which is a smooth, steady, unbroken, evenly-spaced four-beat lateral gait, rhythmic, executed with moderate extension and mild collection. Forward speed is ground-covering but unhurried. Movements should be fluid, willing, relaxed, balanced and free-moving. The horse's head carriage is natural and relaxed.

3. Paso Largo. Smooth, evenly-spaced four-beat lateral gait, fluid, and rapid, showing no tendency to labor or become "strung out." Collection is mild. Both extension and rapidness of cadence are increased over the Paso Corto, and a definite change of speed must be observed. The evenly-spaced four-beat cadence must be maintained at all times, and loss of cadence, form or smoothness due to excessive speed shall be penalized, but extension and speed in gait shall be rewarded. This class is to demonstrate the more relaxed manner of movement of the Paso Fino horse. Collection is mild. For this reason, manners and obedience of the horse are particularly important, and any indication of bad manners shall be heavily penalized. The horse should be controlled with minimal restraint and the rider should appear to be enjoying himself. Gait transitions should be made in a smooth, relaxed and willing manner, and the horse's attitude should be calm, pleasant and cooperative. A horse that fights the bit, flattens its ears or swishes its tail shall be penalized.

The horse will be required to flat walk, Paso Corto, Paso Largo, line-up and back. The back should be straight, calm and controlled, and refusal to back disqualifies the horse from placement. Riders may not ride without stirrups.

This class shall be judged: 20% on Paso Corto; 20% on Paso Largo; 20% on flat walk; 5% on back and 35% on manners, conformation, attitude and way of going.

PF140 Procedures.

1. The exhibitors will enter the ring to the right on the rail at a Paso Corto and circle the arena in a counterclockwise manner. The riders shall space themselves while executing the flat walk so as to avoid bunching up and shall maintain their relative positions on the rail. In the Paso Corto and the Paso Largo, entries shall maintain a position on the rail except to pass.

2. The sequence of gaits shall be: Paso Corto, Paso Largo, to demonstrate the marked difference in speed, flat walk, reverse and repeat.

3. Each rider shall be asked to demonstrate the back from the line-up. In the back, the horse shall maintain proper head position, show evidence of a good mouth, back in a straight line and be readily responsive. At the judge's discretion, riders may be asked to perform individually; the required test should show the submissive manners, willingness and quiet temperament. Some of the requests may be as follows:

- a. Dismount and remount from the left side, either in the line-up or along the rail, except in Youth Classes. Rider's style of dismount and mount is not to be emphasized; rather, emphasis is placed on the horse's willingness to stand quietly
- b. Perform a serpentine at the Paso Corto gait;
- c. Perform the Paso Corto gait over the sounding board;
- d. Back on the board;
- e. Back on the rail.

Any combination of the above may be used for a work-off.

PF141 Appointments.

The tack and headgear for the horses must be English or Western as described in PF129.4 and .5 including without limitation a side saddle and leather covered stirrups. A bit is not required. Metal is not permitted in, under, over or attached to the cavesson nosepieces and headrisers, except for necessary buckles. Attire shall be in keeping with the type of tack used. Where Western-style tack is used, riders shall dress as specified under requirements for Western attire described at PF130.2, with the exception that chaps or chinks are optional in this class. Where English-style or Plantation-type tack is used, the rider's attire shall consist of a long sleeved shirt, full-length trousers, tailored jacket or vest, hat and riding boots. Riders that use English tack cannot wear chaps. Sweater vests are not allowed. A tie is optional. Women riders may wear skirts, culottes or gaucho pants that are long enough to cover the knees while seated in a saddle along with knee-high boots. Sequins, glitter or other similar reflective adornment is not allowed on any part of the pleasure attire. Jeans and baseball-style hats are prohibited. No part of the official Paso Fino costume shall be allowed except for riding boots, jumpsuit, or pants. Exhibitors should remember that even though this is a Pleasure class, it is a horse show class and not just a ride for pleasure.

PF142 Classes within this Division.

1. Paso Pleasure Schooling. Schooling classes may be offered. These classes are to be conducted in exactly the same manner as the Paso Pleasure classes except that they will

be limited to schooling horses. Tack and attire shall be the same as in Paso Pleasure. Where Western-style tack is used, riders are allowed to use two (2) hands when using schooling type headgear. **In addition to a standard curb bit, Colombian and western hack-amores, side pulls, and snaffle bits may be used.**

Schooling classes, if offered, may be separated as follows:

- a. May be Open; or
 - b. May be divided into Open Schooling 3 Years Old and Open Schooling 4 Years Old; or
 - c. May be divided into 3-Year-Old Schooling Fillies, 3-Year-Old Schooling Colts and Geldings (or Colts and Geldings may also be separated), 4-Year-Old Schooling Fillies, and 4-Year-Old Schooling Colts and Geldings (or Colts and Geldings may also be separated).
2. Paso Pleasure. These classes may be separated as follows:
- a. May be Open (includes all ages and all sexes);
 - b. May be divided into Paso Pleasure Schooling Open (see Section 1a, above) and Paso Pleasure Open (horses 5 years old and over, any sex); or
BOD 1/17/10 Effective 9/1/10
 - c. Schooling classes may be divided as provided in Section 1 above and Paso Pleasure divided into Mares, Geldings, and Stallions.
 - d. Amateur Owners classes may also be offered. They may be Open or, if divided, they must be divided into Mares, Geldings, and Stallions. Amateur Owner Schooling classes may be offered, and may be separated the same as set forth above in Section 1 above, Paso Pleasure Schooling.

SPECIALTY CLASSES

These classes are open to all horses regardless of age or sex unless otherwise prohibited in these rules.

PF143 Paso Versatility Class.

1. Qualifying Gaits & Class Specifications.
 - a. Flat Walk, which is an evenly-spaced four-beat gait.
 - b. Paso Corto, which is an evenly-spaced four-beat lateral gait with moderate forward speed and extension. This gait is smooth, supple, cadenced, with the horse mildly collected, balanced, and exhibiting symmetry in flexion and extension. The horse should demonstrate pride, style, elegance and enthusiasm, along with good manners and ready response.
 - c. Paso Largo, which is an evenly-spaced four-beat lateral gait. This gait is smooth, balanced, with rapid forward motion. Extension and flexion must be harmonious with no tendency to become "light" on the front or "strung out" behind. The horse should appear eager and willing to move out, and a definite change of speed from the Paso Corto to the Paso Largo must be observed, yet a willingness to reduce speed on command must be demonstrated. All transitions between gaits should be performed evenly and smoothly. An even, four-beat cadence must be maintained, together with style. Loss of form, cadence, or smoothness due to excessive speed shall be penalized.
 - d. Canter, which is a true, three-beat gait, cadenced, straight on both leads, smooth and unhurried, with no tendency to increase speed or to mix gaits. This gait is executed with collection. The horse's movements are light and airy, with **natural** elevation. The horse should exhibit style and presence, along with good manners and steadiness.
 - e. In this class, the horse will be asked to demonstrate balance, flexibility, coordination and manners while performing the various gaits, tests, and maneuvers. Manners and willingness are very important. The back must be controlled and smooth. Failure to properly execute the Paso Corto and Paso Largo, demonstrating an evenly-spaced four-beat lateral gait, will automatically **disqualify** the horse, and it will not be asked to do the individual work out, executing a figure eight maneuver at a Paso Corto and taking the jump from the canter. Failure to take the correct lead in the canter shall be penalized. **One refusal to take the jump will cause a lowering of the horses placing within the class. Two refusals to take the jump will automatically disqualify an entry from the class.** The figure eight is to be performed at the Paso Corto and should be smooth, consistent in gait, and supple. A jump that is a minimum of eighteen (18) inches and a maximum of two (2) feet will be taken from the canter. *BOD 1/17/10 Effective 9/1/10*

- f. The class shall be judged: 20% on the Paso Corto; 20% on the Paso Largo; 10% on the walk; 10% on the canter; and 40% on back, jump, manners, and figure eight.
2. Procedures. The exhibitors will enter the ring to the right on the rail at a Paso Corto and circle the arena in a counterclockwise manner. The sequence of gaits shall be: Paso Corto, Paso Largo, flat walk, collected canter, flat walk, reverse and repeat. While executing the walk, riders shall space themselves to avoid bunching up and maintain their relative positions on the rail. In the remaining gaits, exhibitors shall remain on the rail except to pass. Riders shall be asked individually to back, execute a figure eight maneuver at a Paso Corto, and take a jump from the canter.
 3. Appointments. The tack and headgear are to be English type, with a bridle and cavesson. Forward seat saddles are also allowed. Attire is to be English-style as described in the Paso Pleasure Division (PF141). Safety Headgear is required. (GR801)

PF144 Paso Western Pleasure.

1. Qualifying Gaits & Class Specifications
 - a. Flat Walk, which is a true, evenly-spaced four-beat, flat-footed, smooth gait executed with mild collection. The horse's head carriage is natural and relaxed.
 - b. Paso Corto, which is a smooth, steady, unbroken, evenly-spaced four-beat lateral gait, rhythmic, executed with moderate extension and mild collection. Forward speed is ground-covering but unhurried. Movements should be fluid, willing, relaxed, balanced and free-moving. The horse's head carriage is natural and relaxed
 - c. Lope, which is a true, three-beat gait that is slow, cadenced, smooth, straight on both leads. Movements are less elevated than in the canter, and the horse's head is carried somewhat lower. The horse should be balanced, going with mild collection. Movements are free, relaxed, and easy, and the horse should not show a tendency to increase speed or mix gaits.
 - d. In this class, the horse should move in the working cow horse image, while still retaining the air of pride and grace that is typical of the Paso Fino. In all gaits, the horse must be smooth and responsive, and both horse and rider should appear comfortable and relaxed. The horse must work on a very light rein, but some contact should be maintained. Gait transitions should be taken on the first stride, and the horse should maintain his speed and cadence without restraint by the rider. Failure to take the correct lead in the lope shall be penalized.
 - e. This class shall be judged: 35% on Paso Corto; 30% on lope; 10% on flat walk; and 25% on manners, attitude, and way of going.
2. Procedures. The exhibitors will enter the ring to the right on the rail at a Paso Corto and circle the arena in a counterclockwise manner. Only one hand may be used on the reins when using a curb bit and hands must not be changed. If hands are changed or if two hands are used with a curb bit, the exhibitor shall be penalized. If the left hand is used with reins, the bight must drape to the left side of the withers. The only exception to this is if long reins or a romal are used. In that case, one hand may be used to carry the excess rein, but the hands must be at least twelve (12) inches apart. All horses being considered for an award are required to back in a straight line. Refusal to back disqualifies a horse from placement. The sequence of the gaits shall be: Paso Corto, flat walk, lope, flat walk, reverse, and repeat. Riders should space themselves while executing the flat walk to avoid bunching up and maintain their relative positions on the rail. In the Paso Corto and lope, entries shall remain on the rail except to pass. The judge may require each rider to dismount and remount in the line-up from the left side. The rider's style of dismount and mount is not to be emphasized; rather, emphasis is placed on the horse's willingness to stand quietly. The judge also may require any of the following tests to any or all entries:
 - a. Demonstrate a straight back for up to 15 feet.
 - b. Lope and stop either on the rail or on the center.
 - c. Perform the figure eight at the lope on the correct lead demonstrating a simple change of lead. One or two figure eights may be required. In a simple change of lead, the horse is brought back to the halt and restarted into the lope on the opposite lead from the halt or walk.
 - d. Perform the Paso Corto gait over the sounding board.

3. Appointments. The tack and attire are to be Western type. Horses under the age of five may use a snaffle or bosal. Horses five and over must use a curb bit. Australian stock saddles are prohibited but Western saddles made in Australia (with a horn) are allowed. See PF129 concerning Western tack.

PF145 Paso Trail.

1. Qualifying Gaits & Class Specifications. (It is not required to use all the qualifying gaits.)
 - a. Flat Walk, which is a true, evenly-spaced four-beat, flat-footed, smooth gait executed with mild collection. The horse's head carriage is natural and relaxed.
 - b. Paso Corto, which is a smooth, steady, unbroken, evenly-spaced four-beat lateral gait, rhythmic, executed with moderate extension and mild collection. Forward speed is ground-covering but unhurried. Movements should be fluid, willing, relaxed, balanced and free-moving. The horse's head carriage is natural and relaxed.
 - c. Paso Largo. Smooth, evenly-spaced four-beat lateral gait, fluid, and rapid, showing no tendency to labor or become "strung out." Collection is mild. Both extension and rapidness of cadence are increased over the Paso Corto, and a definite change of speed must be observed. The evenly-spaced four-beat cadence must be maintained at all times, and loss of cadence, form or smoothness due to excessive speed shall be penalized.
 - d. Canter or Lope: True, three-beat, cadenced, straight on both leads, smooth and unhurried, with no tendency to increase speed or mix gaits.
2. Procedures. In this class, each horse shall be asked to negotiate through obstacles. Obstacles are to be negotiated by exhibitors individually with only one horse in the arena at a time. This class shall be judged 100% on the obstacle course; there is no rail work. This includes the distance from the beginning of an obstacle to the beginning of the next obstacle. Any horse not performing the gait required properly should be penalized in the same manner as not completing the obstacle. The canter or lope is not to be called for in the class procedure. However, if a jump is called for in the class, the rider has the option of using any of the qualifying gaits in negotiating the jump. Failure to follow the prescribed obstacles, or course of travel through obstacles, will result in automatic **disqualification**. A drawn course will be provided by show management, reviewed for compliance with required procedures and approved by the judge(s) and steward(s). The course will show the line of travel through obstacles and the gait required to perform obstacles. Changes or revisions will not be permitted after posting. The course will specify how a horse is to negotiate or travel between obstacles that seems appropriate.

Tests that may be required are: negotiating a gate, carrying an object from one part of the arena to another, riding through water, over logs or simulated brush, riding down into, up and out of a ditch without lunging or jumping, crossing a bridge, backing through obstacles, sidepassing, mounting and dismounting from either side, and performing over any reasonable conditions along the trail. (See WS103.4 for posting requirements.) Any coat or jacket to be put on by the rider must be open in front and not be an item which must be put on over the head. Unnatural obstacles, such as fire extinguisher, perforated plywood in water boxes, or exotic animals should be avoided. The course is to include a minimum of six (6) obstacles and a maximum of eight (8) obstacles. (See WS125, as may be amended from time to time, for dimensions of trail obstacles.)

Horses are to be penalized for any unnecessary delay while approaching the obstacles. Judges are encouraged to advance on to the next obstacle any horse taking excessive time at an obstacle. Entry will be evaluated on willingness, responsiveness, correctness and general attitude while negotiating through the obstacle course. Obstacles occurring in a natural trail environment only are to be used to break a tie.

3. Appointments. The tack and type of attire are optional; tack and attire as described for either the Paso Western Pleasure class or the Paso Pleasure class are permitted. Safety Headgear is required if a jump is included in the class. See GR801. **Both hands may be used to negotiate an obstacle. BOD 1/17/10 Effective 9/1/10**

PF146 Paso Costume.

1. The purpose of this class is to create interest in the Paso Fino Breed by establishing and demonstrating its Latin American or Spanish origin by means of the various costumes for the rider employed in the respective countries of origin, for the diversion and enjoyment of the public. In this class, horses will be required to demonstrate their favorite Paso gait

and stand in a line-up on display. They shall be judged: 80% on attractiveness of costuming and appropriateness of same to the horses and the completeness of the costuming idea; 10% on the brilliance of gait and on the carriage of the horse; and 10% on manners of the horse. Points in this class shall be assigned to the rider.

Riders entering the costume class must be members in good standing of the Association.

Procedures. Entries must submit a brief statement of approximately 100 words or a maximum of two (2) minutes on the cultural significance of their costume. This will be read as each entrant, one-by-one, enters the ring in his or her favorite paso gait (Classic Fino, Paso Corto, Paso Largo). Every exhibitor must circle the ring once in a counterclockwise manner and line up head to tail in the center of the ring. An attendant/handler is allowed. Such attendant/handler must be appropriately attired and in keeping with the costume of the rider. The rider's attire will not be offensive or detract from the main purpose of the Class.

2. Appointments. No specific tack for the horse is required, but all should be in keeping with the costume of the rider. Costume of the rider must be Latin American or Spanish related, but no specific country of origin need be identified.

PF147 Paso Fino Country Pleasure. (Restricted to Amateurs)

1. Qualifying Gaits & Class Specifications.

a. Flat Walk, which is a true, evenly-spaced four-beat, flat-footed, smooth gait executed with mild collection. The horse's head carriage is natural and relaxed.

b. Corto, which is an evenly-spaced four-beat lateral gait with the horse going forward with free and moderately extended steps. The steps should be even and the whole movement balanced and unconstrained. A definite change of speed from the flat walk must be observed. The rider allows the horse, maintaining light contact on the reins, to carry his head somewhat in front of the vertical and allows him at the same time to lower his head and neck slightly. The horse should demonstrate pride, style, and enthusiasm, along with good manners and ready response.

c. Largo, which is an evenly-spaced longer strided four-beat lateral gait with considerably more speed than the Corto, a greater difference in extension and speed will be rewarded. The whole movement should be well balanced and the transition from Corto should be fluidly executed. A definite change of speed from the Paso Corto must be observed. The rider allows the horse, while maintaining light contact on the reins without leaning or pulling against the reins, to lengthen his frame and to gain ground. Extreme speed, loss of form, cadence or smoothness shall be penalized.

d. The Paso Fino Country Pleasure Horse should be a calm, mild-mannered, safe, using pleasure horse maintaining balance, ease and freedom of movement. It must demonstrate flawless manners. It must be absolutely agreeable to the commands and directions of the rider. It is imperative that the horse give the distinct appearance of being a pleasure to ride with emphasis on the flat walk and smooth transitions. It must at all times work on a very light rein without resistance and, although it should be athletic, may be energetic, and should combine style and spirit. It must at all times demonstrate a quiet, calm and extremely tractable attitude. It must stand quietly and back readily when requested. Horses indicating aggressiveness, over-collection or excessive animation shall be severely penalized.

e. This class is open to amateurs and to horses who have not been in professional training for thirty (30) days before the show. Cross entering in any other class is permitted.

f. This class shall be judged: 20% on flat Walk; 20% on Corto; 20% on Largo; 10% on the back; 10% on appearance and way of going; and 20% on manners. Special attention shall be afforded to form, smoothness, rhythmic constancy of the gaits and tractable attitude.

2. Procedures. The exhibitors will enter the ring to the right of the rail at a Paso Corto, and circle the arena in a counterclockwise manner. Sequence of gaits will be: Paso Corto, Paso Largo, walk, reverse and repeat, then line up. When requested by the Judge, the rider will back the horse out of the line up, dismount from the left side, walk around to the front of the horse checking the headgear and/or bridle appointments, then remount from the right side and return to the line up. Rider's style of dismount and mount is not to be emphasized; rather, emphasis is placed on the horse's willingness to back in a calm controlled manner and to stand quietly.

While executing all gaits, entries should space themselves to avoid bunching up and maintain their relative positions on the rail except to pass.

3. Appointments. Tack and attire are to be appropriate for Paso Pleasure Class, at all times neat, clean and in good taste. Bits are not required in the Paso Fino Country Pleasure Class. The tack and headgear for the horses may be of any variety that would be appropriate and practical for pleasure riding.

Attire shall be in keeping with the type of tack used. Where Western-style tack is used, riders shall dress as specified under requirements for Western attire described in PF130 with the exception that chaps or chinks are optional in this class. Where English-style or Plantation-type tack is used, the rider's attire shall consist of a long sleeved shirt, full-length trousers, tailored jacket or vest, hat and riding boots. Riders who use English tack cannot wear chaps. Sweater vests are not allowed. A tie is optional. Women riders may wear skirts, culottes or gaucho pants that are long enough to cover the knees while seated in a saddle along with knee-high boots. Jeans and baseball-style hats are prohibited. No part of the official Paso Fino costume shall be allowed except for riding boots. Exhibitors should remember that even though this is a Paso Country Pleasure Class, it is a horse show class and not just a ride for pleasure.

PF148 Paso Pleasure Driving Class.

1. General

a. This class is open to Paso Fino horses thirty-six (36) months of age or older, as determined by the actual date of foaling.

b. In this class, the horses should combine style and spirit along with obedience and good manners. They should move out willingly and stand quietly when requested. The horses will be required to perform at a walk, Paso Corto and Paso Largo. The gait should be smooth in each speed, evidenced by a lack of an up and down movement of the horse's croup. This class shall be judged: 30% on Paso Corto; 30% on Paso Largo; 10% on walk; 15% on appearance; and 15% on manners.

c. Carts must reverse by turning to the center of the ring and angling to the opposite side to avoid accidents.

d. In the walk, the horse should be smooth, alert and graceful. In the Paso Corto, the horse shall move at a moderate rate of speed and the carriage of the horse should be proud, with only mild extension and the gait should be smooth and steady without hopping or breaking of rhythm. In the Paso Largo, the horse shall move more rapidly, and evidence a readily detectable marked difference in speed from the Paso Corto. Excessive speed, however, that might tend to create a safety hazard, may, at the discretion of the Judge, be penalized. The footfall, as always, must remain a four beat lateral gait and pacing and/or trotting will be penalized.

2. Procedures. The exhibitors will enter the ring to the right and circle the arena in a counterclockwise manner until required by the Judge to reverse or change gait. Sequence of the gaits shall be: Paso Corto, Paso Largo, walk, reverse and repeat. All horses being considered for an award are required to back in a straight line.

3. Appointments. The horse is to be shown in light driving harness, bridle (blinkers, overcheck and overcheck bit are optional), and hitched to a two- or four-wheeled vehicle suitable to the horse. Bits may be of the snaffle type, either regular, straight bar or jointed, or liverpools. Liverpools may be used "in the half cheek" or one hole only below. The check rein should not interfere with free way of going. The horses forelock may be braided. Sulkies will not be allowed. Definition of a sulky is a two-wheeled vehicle with no place for the driver's feet except in stirrups. A basket will be allowed for the feet. A standard buggy whip will be allowed in this class.

The attire of the driver in the driving class shall be the same as that prescribed for in the Paso Fino Pleasure class. A driving apron may be used. One attendant without a whip is permitted to head each horse during the lineup. Attendants will be neatly attired and a grooms smock is optional. The attendant may uncheck the horse and then must stand back two paces.

Only the driver is permitted in the cart except when a sub-junior is showing the entry, in which case an adult must accompany the sub-junior driver.

SUBCHAPTER PF-8 AMATEUR ADULT EQUITATION.

PF149 Paso Equitation.

1. The Paso Equitation seat enhances the particular and special style, grace, rhythm and oneness of horse and rider. The class is to be judged 100% on equitation. Results as shown by the performance of the horse are not to be considered more important than the method used in obtaining them. Horses shown in this class will perform the required Paso gaits.
2. Basic Position. The rider shall convey the impression of effective and complete control at all times, showing both the horse and the rider to the rider's best advantage. A complete picture of the whole is of major importance.
3. Arm and Hand Position. The arm should hang naturally with the elbows not extending outward beyond a perpendicular line even with the rider's shoulders. The reins shall be held in one of the following manners:
 - a. The reins should be held one (1) rein in each hand entering at the bottom below the little finger and extending upward with the bight of the rein hanging on the off (right) side of the horse.
 - b. The rein must pass directly from the bit, between the little and third fingers, the thumb being placed on top. It is important that the third finger holds the edges of the rein in the joints nearest the palm and that the fingers are closed securely but without tension. Bight (excess) of the rein should be on the off (right) side. The rider's hands should be held in an easy position, neither perpendicular nor horizontal to the saddle and should show sympathy, adaptability and control. The height the rider's hands are held above the horse's withers is determined by the head carriage of the individual horse. However, extremely high or low hand positions are improper. The rider's hands should not pass over or behind the pommel of the saddle. The rider shall make every effort to achieve as straight a line as possible from the elbow through the forearm, hand and rein to the bit. Hands and wrists should be flexible and not held extremely separated.
4. Head Position. The rider's head should be held erect with the chin up. The rider's eyes should look straight forward.
5. Back position. The rider's back should be straight, but not stiff. The rider's shoulders should be square.
6. Feet and Leg Position. The rider's leg should hang naturally with a slight bend at the knee. The rider's lower leg should be under the rider's body and not flared outward. Flaring of lower leg shall be penalized. The rider's feet should be parallel with the horse's body with the heels slightly lowered (approximately 1 inch.) The ball of the rider's foot should rest directly over the stirrup iron with even pressure on the entire iron with heel, hip and point of shoulder in line. The rider's foot position should be natural (neither extremely in nor out.)
7. Position in Motion. The rider's position in motion should be natural, coordinated and graceful. The rider should remain almost motionless at all gaits. From the side, a straight line should be able to be drawn perpendicular to the ground through the rider's head, shoulder, hip and ankle. The rider's toe should never be more forward than his knee, thereby keeping his center of balance directly above his feet and ankles. The rider's upper arms should fall naturally from the shoulders toward the hip bones and should be flexible, never clutched to the body, extending forward, or spread away from the body. The rider should appear to have a natural flow downward into the saddle and show no side to side movement of upper body. At all gaits, the rider should remain in the center of the saddle and not slip back on the cantle.
8. Tests: The rider may be required to perform the following tests:
 - a. Back his or her horse smoothly and under control. The horse's mouth should remain closed and the horse should not throw his or her head.
 - b. Move his or her horse from Paso Largo to a walk on a quiet rein.
 - c. Answer questions on parts of the horse and tack.
9. Procedures. The exhibitors will enter the ring to the right at a Paso Corto and circle the arena in a counterclockwise manner until asked to reverse or change gait. Entries will space themselves, maintain the same relative position and avoid bunching up. Entries will be penalized for bunching up or for not working on the rail. The sequence of the gait will be Paso Corto, Paso Largo, walk, reverse and repeat. The reverse will be executed toward the

center of the ring. A halt will be called at least once during the Paso Corto. Entries will execute the above class requirements and, in addition, judges are encouraged to call for at least two (2) of the tests provided in PF149.8, above, of the top contestants. Each of the tests is to be performed individually.

- a. Riders may be asked to perform any of the tests.
 - b. For the safety of the other entries, judges are required to excuse any rider who is unable to control his or her mount.
10. Appointments. The tack shall be English type. Schooling tack is not acceptable. The attire shall be the official Paso Fino show costume.
11. Age requirement. The rider must be considered an Adult for the competition year.

SUBCHAPTER PF-9 Championship Classes

PF150 Championship Classes.

1. Championship classes for Mares/Fillies, Stallions/Colts and Geldings for each division may be offered.
2. Eligibility. To be eligible for entry into a Championship class, a horse must have been properly entered, shown and judged in one of the qualifying classes. To be considered shown and judged, a horse must perform all required gaits both ways of the ring in the original class and must remain in the ring until either **excused** or placed by the judge. **An entry disqualified by the judge for any reason may not use that class as a qualifier for the championship class.** Entries qualified for Championship classes in Amateur Owner classes must compete in the Amateur Owner Championship classes in that Division, if offered. If Amateur Owner Championship classes are not offered, an entry that qualifies for the Championship class in the Amateur Owner class may compete in the regular Championship class in the Division for which they are qualified. However, in the Bellas Formas division, all Championship classes shall be composed of the entries who placed first and second in their qualifying classes. From these entries a Champion, Reserve Champion, Third Champion and Fourth Champion shall be chosen. **A fifth place, also called honorable mention, may be awarded in case of disqualification of any of the top four placing champions.**

BOD 1/17/10 Effective 9/1/10

3. Procedures. The championship classes will be conducted in the same manner as the qualifying class. Horses will be required to perform in the gait of the qualifying class in both directions of the ring, execute the maneuvers of the qualifying class and line up as requested by the Judge. Horses will remain in the ring until excused by the Judge.
4. Classes Offered. Except in an All-Breed Show, Championship classes shall be offered in a division when at least two qualifying classes have been offered at a show. If Bellas Formas classes are divided into colts/stallions, geldings, and fillies/mares classes, only the following Bellas Formas championship classes can be offered:
 - a. Fillies and Mares All Ages.
 - b. Geldings All Ages.
 - c. Colts and Stallions All Ages.In shows where there are only open Bellas Formas classes, there can be only an open championship.
 - d. Youth. Entries in a youth class do not qualify that exhibitor for a championship class.

SUBCHAPTER PF-10 SHOW CONDUCT.

PF151 Competitions.

1. If classes are held concurrently (one performance, two judges, two sets placings) during a Federation Licensed Competition, both classes must be held in accordance with all applicable Federation rules and both classes must be Federation Recognized.
2. Federation-PFHA "AB" Sanctioned Shows.
An All Breed ("AB") show shall have PFHA sponsored classes which are part of an All Breed Federation Regular Member show. The cosponsoring PFHA Regional Group is responsible to make sure that all required paperwork is received by the PFHA office in the required time. FEDERATION-PFHA sanctioned shows shall be judged by an FEDERATION-PFHA certified Judge. FEDERATION-PFHA sanctioned shows shall be stewarded by one steward with both FEDERATION and PFHA certification or by one FEDERATION steward and one PFHA steward. In FEDERATION-PFHA sanctioned shows when any PFHA Rule conflicts with a

FEDERATION Rule, the FEDERATION Rule will prevail. Thus, even if class specifications differ, FEDERATION Rules will be followed and PFHA points will be recorded for that class.

3. Classification. For the purpose of equalizing competition for High Point awards and Society of Merit awards, and to promote PFHA-FEDERATION All Breed shows, PFHA approved shows shall fall into one of three classifications: All Breed ("AB"), All Paso ("AP"), and Local ("L"). These shows must be sponsored by a recognized Regional Group. These do not include the PFHA National Championship Show.

4. Show Applications

Initial Application. Before a show date may be sanctioned by the PFHA, and "Reserved," the following must be received by the PFHA Office:

a. PFHA Form, Application for Approval, signed by the designated person of the sponsoring Regional Group, obtainable from the PFHA office, containing the date of the show, location, and classification (AP, AP/Federation, L, AB/Federation) and contact person, sent to the attention of the PFHA Executive Director. Appropriate show application fees.

b. Approval of Show. Before a show date can be "Approved" by the PFHA Executive Director, the following must be submitted by the contact person or President of the sponsoring Regional Group and received by the PFHA: The names of the Judge(s) and Steward(s) (in writing); and List of Classes

The PFHA must receive the items required under subsections 1 and 2, above, at least sixty (60) days before the scheduled show date; if not received by that date, show fees will be doubled. Notice of show approval or disapproval, signed by the PFHA Executive Director, will be sent to the contact person for the sponsoring Regional Group.

c. Show Date Approval. To assist in giving each sponsoring Regional Group the same opportunity to receive show date approval, each Regional Group should make application for proposed shows for the current show year by the first PFHA Board of Directors Meeting of that show year. Approval for "AP" shows and dates will be granted by the PFHA Executive Director.

d. Responsibilities. PFHA Regional Groups shall have full responsibility for promoting and conducting all shows sponsored by such organizations.

5. Show Reports.

a. Show Summary. A show summary must be submitted for each show listing class number, class name, horse placements, full registered names of horses, registration numbers of horses, exhibitors' names and membership numbers, and current recorded owner(s)' name(s) and/or farm name under which the horses are shown and their membership numbers. All fees due to the PFHA in connection with the show must either (i) accompany this summary or (ii) be sent to the PFHA no later than submission of the summary. See PFHA concerning fees due to the PFHA).

b. Record Of Points. The sponsoring Regional Group shall record the points earned during sponsored shows and forward the same together with the Judge's Cards, roster and show summary by First Class mail to the PFHA Office, postmarked within fifteen (15) calendar days of the completion of such show. Failure to do so will subject the Regional Group to an appropriate fine and forfeiture of the remainder of the approved shows until compliance with the rule is met. The PFHA shall maintain a record of points awarded for all horses and riders.

c. Fees Due the PFHA. The Regional Group sponsoring the show shall collect all fees and proceeds of each respective "AP" show and maintain a record thereof. The Regional Group also shall pay all incurred show obligations and pay to the PFHA the appropriate fees along with a copy of the accounting of all receipts and expenses due to the PFHA.

d. Committee/Officials Reports. Within thirty (30) days after each approved show, the Show Committee shall file a report on the quality of judging and actions of other show officials on forms provided by the PFHA. This report is to be mailed to the PFHA office. Failure to do so can result in a fine.

e. Penalties. The Regional Group that sponsors a PFHA approved show shall be subject to a penalty or fine for failure to conduct a show in accordance with PFHA rules, for failure to meet show requirements or for failure to file the necessary reports in a timely manner.

PF152 Grand National Championship Show.

1. Specifications
 - a. Date and Location. The date and location of the Grand National Championship Show are to be selected by the Association Board of Directors at least three (3) years in advance. The competition dates must commence within one of the following months: July, August, September or October.
 - b. Selection of Judges. The selection of the Association National Show Judges and judging system shall be made for the next National Show at the Spring meeting of the Board of Directors. The selection of judges shall be made from a list of qualified judges supplied by the Judges and Stewards Committee. Conferencing of judges shall be allowed if desired by the Board of Directors. However, each judge will individually present his or her placements on a judge's card. Each judge shall be a Certified judge of the **Paso Fino Horse** Association and hold a Federation judge's card. No judge shall be eligible to judge two (2) consecutive Association National Championship Shows. Those judges selected must be in good standing with the Association at the time of selection and at the time of the Grand National Championship Show. **Judges that submit their names for consideration to officiate at the Grand National Championship Show will provide a résumé for the Board of Directors through the Judges and Stewards Committee.**
 - c. Selection of Stewards. The selection of the Association National Show Stewards shall be made by the **competition** manager. A minimum of three stewards will be used. All stewards are to be Senior Certified or Federation certified. Those stewards selected must be in good standing with the Association at the time of selection and at the time of the Grand National Championship Show. *BOD 1/17/10 Effective 9/1/10*
 - d. Federation Sanctioned. The Association National Championship Show shall be a Federation sanctioned show.
 - e. Eligibility. Except as provided in the next sentence, to be eligible for entry and competition in the Association National Championship Show, an entry must have accumulated, in the specific class in which it/he/she is entering, a minimum of twenty (20) points in Association sanctioned shows during that show year. The Walk-Corto Leadline class and the Paso Pleasure Driving Class have no entry requirements.
 - f. Hoof Inspection. All horses entered in any classes at the National Show shall have their hoofs inspected before entering the ring by a committee of three appointed by the Show Chairperson, consisting of an impartial farrier, a veterinarian, and a member of the Show Committee. Any evidence that the hooves have been trimmed too closely, which is a practice called "soreing," shall disqualify the entry for the remainder of the show.
 - g. Grand National Champions: Grand National Championships will be divided by gender (Stallions, Mares, Geldings) in the Classic Fino, Paso Performance, and Paso Pleasure divisions in both Open and Amateur Owners classes. To be eligible for entry into the Grand National Championship class, a horse must have been properly entered, shown and judged in one of the qualifying classes.
 - h. The Association National Show shall be an "A" rated USEF licensed competition.

**CHAPTER RN
REINING HORSE DIVISION**

SUBCHAPTER RN-1 JUDGING.

- RN101 General.**
- RN102 Equipment.**
- RN103 Scoring.**
- RN104 Categories of Competition and Class Eligibility.**
- RN105 Non Pro Conditions.**
- RN106 Freestyle Reining.**

SUBCHAPTER RN-2 PATTERNS.

- RN107**





CHAPTER RN REINING HORSE DIVISION

For further information regarding the conduct of Reining Horse competitions, contact the National Reining Horse Association (NRHA), 3000 NW 10th St, Oklahoma City, OK 73107-5302; (405) 946-7400 phone; (405) 946-8410 fax.

SUBCHAPTER RN-1 JUDGING.

RN101 General.

1. To rein a horse is not only to guide him, but also to control his every movement. The best reined horse should be willingly guided or controlled with little or no apparent resistance and dictated to completely. Any movement on his own must be considered a lack of control. All deviations from the exact written pattern must be considered a lack of or temporary loss of control and therefore a fault that must be marked down according to severity of deviation. After deducting all faults, set here within, against execution of the pattern and the horse's overall performance, credit should be given for smoothness, finesse, attitude, quickness and authority of performing various maneuvers, while using controlled speed which raises the difficulty level and makes him more exciting and pleasing to watch to an audience. The official guideline for the application for the rules for judging shall be as specified in the NRHA Judges Guide.

2. When copying is available, posting judges scores sheets is mandatory for NRHA approved classes. Score sheets should be posted within one hour of class completion. In the event, copies are not an option, judges score sheets must be available for supervised inspection. Original judges score sheets must be returned to the NRHA office with competition results.

3. A reining will be complete and the posted scores will be considered "official" thirty minutes following the last *run* of the day. Scores must be posted or made available to exhibitors as soon as possible. Score corrections may not be made at any time after the judge has left the grounds. *EC 11/16/09 Effective immediately*

4. All entries in a class must be drawn for position and must run as drawn. All entries must have a correct exhibitor number displayed. If a rider rides more than one horse, there should be a spread of at least two horses between his/her runs. If an entrant misses his/her turn as determined by the draw, he/she will be disqualified from that go round (except for cases where unusual and truly unavoidable circumstances exist). Each case will be judged on its own merit by the judge(s).

5. Substitution of riders will not be permitted except by agreement of the competition management and in case of injury.

6. A rider may not show more than three (3) horses in a class. (Exception: Arabian, see AR200; Morgan, see MO176.4) A horse may be entered only once per class. In the instance where classes are run concurrently a rider may show three horses per class and a horse may only be shown once.

7. All horses must be ridden astride.

8. It is mandatory for all riders to use appropriate western tack and western attire while showing: this would include a long sleeve shirt, western hat or protective headgear, boots, western saddle and western bridle. (Freestyle reining being exempt based on conditions). Failure to use appropriate attire will result in a score of zero.

9. For purposes of competition in the Reining Division: An individual is eligible to compete as a Junior from January 1 until the end of the calendar year in which they reach the age of 18.

RN102 Equipment.

1. All bits must be free of mechanical device.

2. References to hackamore mean the use of a flexible, braided, rawhide, leather, or rope bosal, the core of which may be either rawhide or flexible cable with a maximum diameter of 3/4" at the cheek. Absolutely no rigid material will be permitted under the jaws, or on the noseband in connection with the bosal, regardless of how padded or covered. Horsehair bosals are prohibited. This rule does not refer to the so-called mechanical hackamore which is illegal.

3. References to snaffle bits mean conventional O-ring, egg-butt, or D-ring with a ring no larger than 4" and no smaller than 2". The inside circumference of the ring must be free of

rein, curb or headstall attachments which would provide leverage. The mouthpiece should be round, oval or egg-shaped, smooth and free of wire. It may be inlaid, but smooth and/or latex wrapped. The bars must be a minimum of 5/16" in diameter, measured 1" in from the cheek with a gradual decrease to center of the snaffle. Optional curb strap is acceptable however curb chains are not acceptable. These requirements remain the same for all classes in which a rider may use a snaffle bit.

4. References to a bit means the use of a curb bit that has a solid or broken mouthpiece, has shanks and acts with leverage. All curb bits must be free of mechanical device and should be considered a standard Western bit. A standard Western bit includes:
 - a. 8 1/2" maximum length shank to be measured as indicated in the NRHA Handbook. Shanks may be fixed or loose.
 - b. Concerning mouthpieces, bars must be round, oval or egg-shaped, smooth and unwrapped metal of 5/16" to 3/4" in diameter, measured 1" from the cheek. They may be inlaid, but must be smooth or latex wrapped. Nothing may protrude more than 1/8 inch below the mouthpiece (bar).
 - c. The port must be no higher than 3 1/2" maximum, with rollers and covers acceptable. Broken mouthpieces, half-breeds, and spades are standard.
 - d. Slip or gag bits, donuts or flat polo mouthpieces are not acceptable.
5. Except for Snaffle Bit and Freestyle Classes, only one hand may be used on the reins, and the hand must not be changed. The hand is to be around the reins; index finger only between split reins is permitted. Violation of this rule results in a penalty score of zero (0).
6. When a curb bit is used, a curb strap or curb chain is required and must be at least 1/2" in width, lie flat against the jaw, and be free of bars, wire, and/or twists.

RN103 Scoring.

1. The scoring will be on a basis of 0-Infinity, with 70 denoting an average performance. Scores will be announced after each horse works. The individual maneuvers are scored in 1/2 point increments from a low of -1 1/2 to a high of +1 1/2 with a score of 0 denoting a maneuver that is correct with no degree of difficulty. Scores will be announced after each horse works.
2. All ties for 1st place will be worked off if the tied exhibitors agree to participate in a run-off. Tied exhibitors have the alternate option of agreeing not to run-off and to be named co-champions but must determine the winner of the awards by a flip of a coin. If they do not agree, the exhibitor(s) who does not want to run-off will forfeit first place to the other. (Exceptions: Freestyle reining - see Freestyle Reining conditions to determine winner or co-champions.
 - a. if a tie occurs after the run-off, the entrants will be named co-champions; will evenly split 1st and 2nd prize money, but must determine the winner of the awards by a flip of a coin. A horse not returning for a run-off without such an agreement will forfeit 1st place prize money regardless of the added money. In the case of a run-off, the contestant(s) not winning the run-off cannot be placed lower than the lowest position for which he/she was tied, i.e., 2nd/3rd. All other ties are not worked off and will involve as many places as there are horses tied, i.e., 4th, 5th, 6th, 7th. The prize money in the previously mentioned example is added together and split equally-four ways.
3. The following will result in result in no score:
 - a. abuse of animal in competition arena and/or evidence that an act of abuse has occurred prior to or during the exhibition of a horse in competition;
 - b. use of illegal equipment, including wire on bits, bosals or curb chains;
 - c. use of illegal bits, bosals or curb chains;
 - d. use of tack collars, tie downs or nose bands;
 - e. use of whips or bats;
 - f. use of any attachment which alters the movement of or circulation to the tail;
 - g. failure to dismount and/or present horse and equipment to the appropriate judge for inspection;
 - h. disrespect or misconduct by the exhibitor
 - i. infraction of any state or federal law which exists pertaining to the exhibition, care and custody of horses within the state or country where an NRHA reining is being held.
 - j. The judge(s) may excuse a horse at any time while in the arena for unsafe conditions or improper exhibition pertaining to either the horse and/or rider.

- k. closed reins are not allowed except as standard romal reins and mecates on snaffle bits and bosals in classes where the use of two hands is allowed.
4. Excess rein may be straightened at any place a horse is allowed to be completely stopped during a pattern. When using a romal *the rider's hand shall be around the reins with the wrist kept straight and relaxed, the thumb on top and the hand closed around the reins*; no fingers between the reins are allowed. The free hand may be used to hold the romal, provided it is held *in a relaxed position and there is* at least 16" from *free hand to the* the reining hand. Use of the free hand while holding the romal, to alter the tension or length of the reins from the bridle to the reining hand, is considered to be use of two hands, and a score of 0 will be applied, with the exception of any place a horse is allowed to be completely stopped during a pattern.
5. The following will result in a score of 0:
- use of more than index or first finger between reins;
 - use of two hands (exception: snaffle bit or hackamore classes designated for two hands) or changing hands;
 - use of romal other than as outlined in #4;
 - failure to complete pattern as written;
 - performing the maneuvers other than in specified order;
 - the inclusion of maneuvers not specified, including but not limited to
 - backing more than two strides
 - turning more than 90 degrees (Exception: a complete stop in the 1st quarter of a circle after a canter departure is not to be considered an inclusion of maneuver; a 2 point break of gait penalty will apply.
 - On run in patterns, once beginning a canter a complete stop prior to reaching the first marker.*
 - equipment failure that delays completion of pattern, including dropping a rein that contacts the ground while the horse is in motion;
 - balking or refusal of command where performance is delayed
 - running away or failing to guide where it becomes impossible to discern whether the entry is on pattern;
 - jogging in excess of one-half circle or one-half the length of the arena while starting a circle, circling or exiting a rollback;
 - overspins of more than 1/4 turn;
 - fall to the ground by horse or rider. A horse is deemed to have fallen when its shoulder and/or hip and/or underline touches the ground.
 - Dropping a rein that contacts the ground while the horse is in motion.
 - failure to wear appropriate western attire as outlined in the NRHA Handbook. Western attire may include protective headgear (ASTM/SEI). See GR801.4 and RN101.8.

NOTE: Neither a "no score" nor a 0 is eligible to place in a go round or *single go round* class. *Neither a no score nor a 0 may advance in a multi-go event. In multi go events, finals qualifying horses that get a 0 or a scratch will still be eligible for payouts, with a 0 placing higher than a scratch.* In the event not enough horses qualify for total purse distribution, the *undistributed portion of the* purse will be retained by competition management.

6. The following will result in a \$25 fine, payable to the show organizer.
- Failure to have correct exhibitor number displayed
7. The following will result in a five point penalty:
- spurring in front of cinch.
 - use of either hand to instill fear or praise.
 - holding saddle with either hand.
 - blatant disobedience including kicking, biting, bucking, rearing and striking.
8. The following will result in a two point penalty:
- Break of gait.
 - Freezing up in spins or rollbacks.
 - On walk-in patterns, cantering prior to reaching the center of the arena and/or failure to stop or walk before executing a canter departure.
 - On run-in patterns, failure to be in a canter prior to reaching the first marker *or break of gait prior to the first marker.*

- e. If a horse does not completely pass the specified marker before initiating a stop position.
9. Starting or performing circles or eights out of lead will be judged as follows:
- Each time a horse is out of lead, a judge is required to penalize by 1 point. The penalty for being out of lead is accumulative, and the judge will add 1 penalty point for each 1/4 of the circumference of a circle or any part thereof that a horse is out of lead. A delayed change of lead is a one (1) point penalty from one stride to 1/4 of circumference of a circle and is also cumulative beyond that point.
 - A judge is required to penalize a horse 1/2 of a point for a delayed change of lead by 1 stride where the lead change is required by the pattern description.
10. Deduct 1/2 point for starting circle at a jog or exiting rollbacks at a jog up to 2 strides. Jogging beyond 2 strides but less than 1/2 circle or 1/2 the length of the arena, deduct 2 points.
11. Deduct one-half (1/2) point for over or under spinning up to one-eighth (1/8) of a turn; deduct one (1) point for over or under spinning up to one-quarter (1/4) of a turn.
12. In patterns requiring a run-around, failure to be on the correct lead when rounding the end of the arena will be penalized as follows: For 1/2 the turn or less, 1 point; for more than 1/2 the turn, 2 points.
13. There will be a half point penalty for failure to remain a minimum of 20 feet from the side of the arena when approaching a stop and/or rollback.
14. Judges may not confer as to any penalty or maneuver score prior to submitting a score. If a major penalty (a penalty which results in a no score, a 0, or a 5 point penalty) is unclear, a judge will submit his/her score and ask that the score be held, pending a conference and/or review of the official video at the earliest appropriate time. Should the judges determine via conference or official video replay that a penalty was incurred, it should be applied. If, however, no penalty occurred, the score will be announced as originally submitted. No judge shall be required to change his/her score following a conference or official video replay. Each judge's decision is an individual call and based on individual decision from a conference or official video replay. The use of official video equipment by the judges is only permissible if the judge has reason to believe that all entries have been videotaped.
15. The judge shall have the authority to remove any contestant from a competition he is judging, should said contestant show any disrespect or misconduct as to render himself or the competition in an unprofessional manner.
16. All riders must dismount. The horse must be presented and the bridle dropped by the rider or a designated representative. The horse and equipment must be checked by the designated judge or steward in the arena or in close proximity to the arena during a pre- or post-check. Should the equipment judge detect cause for a no score, the exhibitor or his/her representative, trainer, or guardian may at that time accept the no score and allow the equipment judge to cause the appropriate changes to all score cards or request the other judges confer on the appropriate call. In the case of a youth exhibitor, should a parent, trainer, or guardian not be present, it will be assumed that all parties are aware of this rule and agree to abide by the exhibitor's decision. If requested, the equipment judge will confer with the other judges as soon as practical. Failure to comply with this rule will result in a no score.
17. Judges shall be the sole person responsible to determine if a rider has correctly completed the pattern as written.
18. NRHA permits the judge the option of awarding a re-ride to any contestant who, in the judge's opinion, is unable to complete a pattern for reasons that are out of the rider's control. In the instance where a re-ride is warranted in the judge's opinion, the judge should advise the NRHA Representative and/or Competition Management of such as soon as is possible.
19. *An exhibitor or owner in the respective class may request a review of a major penalty applied to a run (penalty score of 0 and 5 point penalty). The judge(s) has the right to deny or honor the request. If honored by the judge(s) he/she must believe the entire class was videotaped by an official videographer. The request must be made no later than 30 minutes after the last run of the day, and before the judge(s) has left the grounds for the day. In cases where a class is run in sections over multiple days, each day's scores will be official thirty minutes after the last run of each section. Exhibitors or owners may not have direct contact with the judge(s) during the entire process of requesting a review. The request*

must be submitted to the Competition Steward, Competition Representative, or if need be Competition Management who will take the request to the judge(s).

EC 11/16/09 Effective 1/1/2010

20 For regulations concerning showing under judges, refer to GR1304.16.

RN104 Categories of Competition and Class Eligibility.

Class eligibility is based on the rider's and/or the horse's earnings as of January 1 of the current NRHA year. It is the responsibility of the owner and/or rider to be aware of the official earnings of the horse and/or rider as recorded by NRHA. When limits of eligibility are surpassed during the competition year, the exhibitor can complete the year in that specific class or division. Any rider participating in a class or division in which he/she (or the horse he/she is riding) is not eligible will be placed on probation for 30 days for the first offense. Second and subsequent offenses will result in a 30-day suspension and a fine of \$200. When a horse/rider is found to be ineligible, the earnings will be forfeited to the NRHA. NRHA will make corrections to the class placing and earnings in the database. It is the responsibility of the ineligible exhibitor to return all forfeited earnings to the NRHA and all prizes and awards to the Competition Secretary. Earnings in Categories 3, 4, 5, 6, 7 and 8 will be reflected on horse and rider lifetime earnings and will be used for determining eligibility status for the Rookie class only.

1. **CATEGORY 1**—NRHA Approved ancillary classes; World Champion and Top Ten awards to apply
 - a. **OPEN**—Subject to the general conditions, any rider holding a valid NRHA card may show any horse in the class.
 - (1) **INTERMEDIATE OPEN**—OPEN to any rider holding a valid NRHA card who has earned less than \$25,000 in NRHA Category 1, 2, 6 and 8 earnings over the previous three calendar years.
 - (2) **LIMITED OPEN**—Open to any rider holding a valid NRHA card who has earned less than \$7,500 in lifetime NRHA Category 1, 2, 6 and 8 earnings at the start of the NRHA year.
 - (3) **ROOKIE PROFESSIONAL**- Open to any rider, except those holding an NRHA Non Pro, Youth, or Youth Non Pro card, who has earned less than \$5,000 in NRHA lifetime earnings, all categories, at the start of the NRHA year. Can run concurrent with any Category 1 Open, Intermediate Open, or Limited Open class.
 - b. **NON PRO**—Open to any rider holding a valid NRHA Non Pro card as defined in the Non Pro section of the NRHA Handbook.
 - (1) **INTERMEDIATE NON PRO**—Open to any rider holding a valid NRHA Non Pro card who has earned less than \$15,000 in NRHA Category 1, 2, 6 and 8 earnings over the previous three calendar years.
 - (2) **LIMITED NON PRO**—Open to any rider holding a valid NRHA Non Pro card who has earned less than \$4,500 in Category 1, 2, 6 and 8 earnings over the three previous calendar years.
 - (3) Open to any rider holding a valid NRHA Non Pro card who is 50 or older as of January 1 of NRHA year. This class may run concurrent with the Category 1 (Non Pro, Intermediate Non Pro, or Limited Non Pro) class.
 - c. **NOVICE HORSE LEVEL 1** – Subject to the general conditions but restricted to horses that have not earned more than \$5,000 in lifetime earnings in all NRHA categories except 3, 7 and 9. Also available in the Non Pro division, however, the Non Pro division would be restricted to riders with a valid NRHA Non Pro card and would be restricted to the rules of ownership as stated in Non Pro conditions.
 - d. **NOVICE HORSE LEVEL 2** – Subject to the general conditions but restricted to horses that have not earned more than \$25,000 in lifetime earnings in all NRHA categories except 3, 7 and 9. Also available in the Non Pro division, however, the Non Pro division would be restricted to riders with a valid NRHA Non Pro card and would be restricted to the rules of ownership as stated in the Non Pro conditions.
2. **CATEGORY 2**—NRHA Approved Aged Events (Futurity, Derby and other approved Aged Events)
 - a. **Level 4 OPEN AGED EVENT**—Any rider holding a valid NRHA card may show in this division.
 - (1) **Level 3 (INTERMEDIATE) OPEN AGED EVENT**—Open to any rider holding a valid NRHA card who is not in the Top 50 money earners in open classes based on

open earnings in Category 2 and 6 events for the previous three calendar years. In addition, the Top 25 Non Pro riders based on total earnings in Category 2 and 6 events over the previous three calendar years, are not eligible. For members giving up Non Pro cards please refer to the Non Pro conditions.

(2) Level 2 (LIMITED) OPEN AGED EVENT—Open to any rider holding a valid NRHA card who has earned less than \$15,000 in lifetime NRHA Category 2 and 6 earnings at the start of the NRHA year. For members giving up Non Pro cards please refer to the Non Pro conditions.

(3) Level 1 OPEN AGED EVENT – Open to any rider holding a valid NRHA Non Pro or Youth membership card who has earned less than \$50,000 in lifetime NRHA earnings all categories at the start of the NRHA year.

(4) PRIME TIME OPEN - Open to any rider holding a valid NRHA card who is 50 or older as of January 1 of NRHA year. This class may run concurrent with the Category 2 (Open, Intermediate Open or Limited Open) class.

b. Level 4 NON PRO AGED EVENT—Restricted to Non Professional riders and eligible horses as defined in the Non Pro section.

(1) Level 3 (INTERMEDIATE) NON PRO AGED EVENT—Open to any rider holding a valid NRHA Non Pro card who is not in the Top 25 money earners based on total earnings in NRHA Category 2 and 6 events over the previous three calendar years.

(2) Level 2 (LIMITED) NON PRO AGED EVENT—Open to any rider holding a valid NRHA Non Pro card who is not in the Top 125 money earners in Non Pro classes based on Non Pro earnings in Category 2 and 6 events for the previous three calendar years.

(3) Level 1 NON PRO AGED EVENT – Open to any rider holding a valid NRHA Non Pro card who has earned less than \$25,000 in lifetime NRHA earnings all categories at the start of the NRHA year. For members giving up Non Pro cards please refer to the Non Pro conditions.

(4) PRIME TIME NON PRO - Open to any rider holding a valid NRHA Non Pro card who is 50 or older as of January 1 of NRHA year. This class may run concurrent with the Category 2 (Non Pro, Intermediate Non Pro, or Limited Non Pro) class.

3. CATEGORY 3 - YOUTH

a. YOUTH (13 & UNDER)

b. YOUTH (14-18)

c. YOUTH ROOKIE (18 & UNDER) - Open to youthriders who have not earned more than twenty-five (25) points in NRHA Youth Classes. Riders may use a horse without the restrictions of ownership for Youth classes as defined under Youth Conditions. Will not count toward Top Ten Standings. Youth Rookie may be run concurrently only with Youth classes.

4. CATEGORY 4 - Breed Restricted Classes. NRHA approved classes (excluding aged events) restricted by breed.

a. Jr Reining

b. Sr Reining

c. All Age Reining

d. Amateur Reining

e. Youth Reining

f. Open Reining

g. Non Pro Reining

5. CATEGORY 5

a. NRHA approved, NRHA rules to apply, but not for World Champion and Top Ten awards.

b. ROOKIE

(1) Rookie Level 1 – Open to any rider holding a valid NRHA Non Pro card who has earned less than \$200 in lifetime earnings in all NRHA categories except 3,7, and 9 or 50 youth points (excluding points earned in the Youth (10 & Under Short Stirrup class). Riders may use a horse without the restrictions of ownership for Non Pro classes as defined under Non Pro conditions. Horses are to be shown one handed. Rookie reining can only be run concurrent with Rookie level 2 or Prime Time Rookie. In order to offer Rookie Level 1, Rookie Level 2 must also be offered.

- (2) Rookie Level 2 – Open to any rider holding a valid NRHA Non Pro card who had earned less than \$500 in lifetime earnings in all NRHA categories except 3, 7 and 9 or 100 youth points (excluding points earned in the Youth (10 & Under Short Stirrup class). Riders may use a horse without the restrictions of ownership for Non pro classes as defined under non pro conditions. Horses are to be shown one handed. Rookie reining can only be run concurrent with Rookie level 1 or Prime time Rookie.
- c. PRIME TIME OPEN DIVISION—For persons 50 and older as of January 1st.
- d. PRIME TIME ROOKIE DIVISION—For persons 50 and older as of January 1st. This class must run concurrent with the Rookie class. Money won in Prime Time Rookie competition will not count towards World Champion awards and will be used for determining eligibility status for the Rookie class only.
- e. SNAFFLE BIT or HACKAMORE—Subject to the general conditions but limited to 3-, 4-, and/or 5-year-old horses to be shown in a smooth snaffle bit with a broken mouthpiece (conventional O-ring, eggbutt or D-ring) with ring no larger than 4" (102 mm) and no smaller than 2" (51 mm). One inch (25 mm) in from the cheek the mouthpiece must be a minimum 5/16" (8 mm) diameter with a gradual decrease to the center of the snaffle. Optional curb strap is acceptable, however curb chains are not acceptable. A flexible, braided rawhide, leather or rope bosal, the core of which may be either rawhide or flexible cable, may be used in lieu of a snaffle bit, but can be no larger than 3/4" (19 mm) in diameter at the cheek; there must be a minimum of a 2-finger space (approximately 1 1/2" [38 mm]) between the bosal and the horse's nose. Absolutely no rigid material will be permitted under the jaws, or on the noseband in connection with the bosal, regardless of how covered or padded. Horsehair bosals are prohibited. Horses entered in this class may be ridden with two hands.
- (1) Show committees are allowed to offer the following Snaffle Bit or Hackamore classes or any combination of these classes: 3-year-old; 3- and 4-year-old; 4-year-old and under, 5- and under; 4- and 5-year-old. Open and Non Pro divisions may be offered.
- f. FREESTYLE—see RN107.
- h. ANCILLARY GELDING INCENTIVE CLASSES - Any ancillary class may offer this division. Entry into this class may be made only after entry into the corresponding class. The added money of the Gelding Incentive class cannot be higher than the added money of the corresponding class. These classes may be jackpotted or may have added money. There may or may not be a judges fee.
6. CATEGORY 6
- a. (NRHA Approved Closed Aged Events, NRHA rules to apply, but not for World Champion and Top Ten awards.)
- b. Competition in this category is "closed." Closed competitions for these purposes are defined as those not open to all participants other than as described and defined in the NRHA Handbook. Closed Aged Events require entry using specific criteria other than defined in the NRHA Handbook, i.e. specific breeders futurities and derbies that require stallion subscription, foal nomination, breed or gender restrictions, or other such requirements to enter. Entry into the gelding incentive class may be made only after entry into the corresponding class.
- c. The NRHA Executive Board will act on events applying for approval as a "closed," Category 6 event, but not specifically described herein. The NRHA will consider the merit of any event requesting approval as a "closed" competition.
- d. The Category 6 classes are to be patterned after the Category 2, classes.
7. CATEGORY 7
- a. Affiliate Championship Finals; require qualification through the NRHA Affiliate Championship program to enter.
8. CATEGORY 8
- a. NGB & FEI COMPETITIONS
- b. (NGB—National Governing Body, FEI—Federation Equestre Internationale—To include recognized and/or approved events such as World Equestrian Games, Pan Am Games, CRI's—Concours de Reining International, CRIO's—Concours de Reining International Official etc.)
- c. Recorded events

(1) All placings are recorded by NRHA. Non member/non-licensed horses will appear as such in NRHA records.

(2) Results to be received from official source.

d. Affiliate Level Classes

(1) The NRHA recognizes the need for diversity in classes held at different levels of competition and in different geographical areas, as well as to generate promotional activity for affiliate groups. This diversity allows for growth and development of affiliates and uniqueness in show management.

(2) Among these types of classes are: Geldings, Green as Grass, Green Reiner, Ladies, Mens, and many additional classes with a variety of individual conditions written by the affiliate or show management. These classes often use NRHA rules with a noted variation in show conditions to accommodate the specific class.

(3) NRHA does not sanction these classes for national competition, but does recognize and encourage their use for the growth and development of the affiliates, the interest of the exhibitors, and the overall management of the reining show. Official NRHA trophies and plaques will not be awarded in Affiliate Level classes. Awards that are offered through an NRHA approved class as an incentive to a specific breed and/or gender.

9. CATEGORY 9 - (Freestyle classes only, NRHA rules to apply, but not for World Champion and Top Ten awards, see Freestyle Reining section of NHRA Handbook)

a. FREESTYLE OPEN - Any rider holding a valid NRHA card may show in this class,

b. FREESTYLE NON PRO - Any rider holding a valid NRHA Non Pro card may show in this class.

RN105 Non Pro Conditions.

1. A Non Pro shall be defined as a person who at the time of Non Pro application has not won in excess of \$100,000 (one hundred thousand dollars) in Category 1, 2 and 6 open reining competition. A Non Pro shall also be defined as a person who has not directly (money) or indirectly (goods or services) received remuneration for showing, training, or assisting in the training of any horse ridden astride, regardless of discipline or breed - this does not include prize money. A Non Pro shall be further defined as a person who has not given lessons for remuneration. An exception exists with respect to a Non Pro applicant that is certified as an instructor in national equine equitherapy as exemplified by the North American Riding for the Handicapped Association (NARHA). The excepted instructor shall only teach students enrolled with an approved organization or students prescribed such rehabilitation by a licensed medical doctor. A Non Pro applicant is excepted under this provision and must have disclosed this information on the Non Pro Declaration that is submitted to the NRHA office. Payment of entry fees and/or expenses by anyone other than the Non Pro, his/her immediate family, or a corporation, partnership or other business entity in which the Non Pro and/or a member of his/her immediate family are the sole and only owner, shall be considered remuneration except for demonstrations, exhibitions, or international team competitions where the Non Pro is representing his/her National Federation, or competition where the Non Pro is representing his/her college or university as an individual or part of a team. A horse shown in Non Pro competition must be solely and completely owned by one of the following:

a. the Non Pro

b. a member or members of his/her immediate family

c. a corporation, partnership, or other business entity provided that the Non Pro and/or a member or members of his/her immediate family are the sole and only owners of that business entity and the ownership of that business entity does not change to include non immediate family members or entities. Ownership will be evidenced by the competition license. Note: NRHA has adopted the following definition of immediate family: husband, wife, parent, step-parent, legal guardian, child, step-child, brother, sister, half brother, half sister, aunt, uncle, niece, nephew, grandmother, grandfather and in-laws, of the same relations as stated above.

It is the responsibility of the Non Pro to file an Immediate Family Form with the NRHA prior to showing an immediate family member's horse. The Non Pro is also responsible for updating that form with any changes. If there is not an Immediate Family Form on file with the NRHA office, a Non Pro may be forfeited out of any NRHA Non Pro classes in which they have shown.

2. Any transaction relating to the sale of a horse to a Non Pro other than by immediate family members, must be at fair market value. The Non Pro is responsible for documenting said transaction in a satisfactory fashion in the event of any protest. If a Non Pro and/or his or her immediate family member sells a horse and then buys it back, the Non Pro and/or his or her immediate family member cannot show that horse in Non Pro classes for 180 days from the time he or she originally sold the horse.
3. The Executive Board or a committee designated by them shall have the right to review in detail any transaction regarding the purchase or sale of a horse by the holder of a NRHA Non-Professional card if in their judgment there was an intent to misuse the rules of the Association. At the Executive Board or its designated committee's discretion, there shall be a review if a horse is repurchased or resold. Included in the review shall be methods of procurement, all transfer records, canceled checks, and deposit slips if so directed by the Executive Committee. The procurement of mortality insurance and a receipt of payment to a third party is an acceptable proof of sale. The original owner's knowledge of the sale is not necessary for proof of sale involving an agent. All parties to a transaction in violation of these NRHA rules are subject to disciplinary action.
4. Procedure for those applying for Non Pro status:
 - a. An applicant must complete the official NRHA Non Pro Membership Application, and submit to the NRHA Office with the appropriate fee.
 - b. Persons applying for non pro status who reside on, work for, or derive monetary sustenance from a horse training and/or showing facility and persons included in advertising for horse facilities and operations or publicly identified in any way with horse facilities must complete Sections A & B of the Non Pro Membership Application.
 - c. A Non Pro card is a privilege and not a right. The NRHA Non Pro Committee will screen all applicants. The NRHA Non Pro Committee can require at any time a Non Pro to submit his/her card for review of applicability. The NRHA Non Pro Committee can refuse a Non Pro Card to anyone deemed not in compliance with the eligibility criteria set forth in the NRHA Handbook.
 - d. An applicant must obtain a Non Pro card prior to entering a Non Pro class; applicants must allow thirty days minimum for processing applications. Earnings will not count for top ten purposes and all Non Pro winnings earned prior to approval will be forfeited if it is determined that the Non Pro approval was not granted prior to showing. Failure to comply with the application requirements as specified in the NRHA Handbook may result in disciplinary action.
 - e. Denial of non pro status may be appealed to the NRHA Board of Directors.
 - f. A professional (excluding members in the Apprentice program) desiring to obtain Non Pro status may do so after meeting all Non Pro conditions for a period of time equal to the number of years they have not met the NON Pro requirements with a minimum of three (3) years and maximum of five (five) years. The NRHA office may then be notified and the standard Non Pro Membership application and fees may be submitted for approval or disapproval by the NRHA Board of Directors or their designate. The applicant will be notified of the approval or disapproval by the office and shall not show in NRHA Non Pro competition until notified.
 - g. A professional who attains Non Pro status after fulfilling stated criteria, shall not be eligible for any reining classes or divisions, specifically Limited Non Pro or Intermediate Non Pro, (Category 1 or 2 and 6) for an additional three years.
5. Should a member wish to protest the eligibility of a Non Pro, he may file a protest to the NRHA Office in accordance with the procedures set forth in the disciplinary procedure section of the NRHA Handbook. The protest must be signed by a current NRHA member in good standing. In protests regarding the eligibility of a Non Pro, the 10-day rule for filing such protests is not applicable. In these types of protests, he or she must file within the current or subsequent year of the actual incident. Upon receipt of a validly filed protest, the Non Pro Committee may choose to request the individual in question to voluntarily return his/her Non Pro card. If the individual chooses not to surrender his/her card, the committee shall send the issue to the NRHA Investigation Review Committee established for Non Pros.
6. Renewing Non Pro status:
 - a. Annual renewal of a Non Pro card will not require a new Non Pro declaration if no change in status has occurred.

- b. Following any lapse in NRHA membership a Non Pro will be required to re-file a new Non Pro Declaration, as well as a Supplement form if applicable.
7. **Penalty:** should the NRHA Executive Board determine a Non Pro has made a false declaration, the Non Pro will forfeit all Non Pro winnings earned during the current year, and be subject to disciplinary procedures. When a horse/rider is found to be ineligible, the earnings and awards will be forfeited to the NRHA. Upon receipt of the earnings, NRHA will redirect the forfeited earnings to the show committee to be redistributed. NRHA will make corrections to the class placing and earnings in the database. It is the responsibility of the exhibitor to return all forfeited earnings to the NRHA and all prizes and awards to the Competition Secretary.
8. **Relinquishing Non Pro Status**
A Non Pro that gives up his/her Non Pro status, and becomes a professional must notify the NRHA/Federation offices in writing within thirty (30) days of the change. Non Pro earnings in any category/class will not be utilized in determining current eligibility, with the exception of the Rookie Professional class (see definition of Rookie Professional).
9. **Non Pro Apprentice Exemption**
- A Non Pro may participate in the Apprentice Program only once. The Non Pro must complete an Apprentice Program Application.
 - An Apprentice Program applicant may be subject to a personal interview with the Non Pro Committee.
 - Apprentice status must be granted by the NRHA Board of Directors following the recommendation of the Non Pro Committee.
 - The applicant must apprentice with a member of the NRHA Professionals and physically work at that Professional's facility.
 - All NRHA previous Non Pro as well as Open earnings will be used to determine the Apprentice's class eligibility. The Apprentice can only show in Open division classes during the apprenticeship period.
 - All applicants must be at least 18 years of age.
 - There is no earnings limit.
 - Apprenticeship is a 12 month consecutive period. At the end of that time, the apprentice may remain an open rider. In this case, previous Non Pro earnings will be backed out for eligibility purposes. If the Apprentice does remain an Open rider, the Apprentice must then reapply for Non Pro status and is subject to the Non Pro conditions. Any monies won during the 12 consecutive month Apprenticeship shall be applied to his/her Non Pro eligibility.

RN106 Freestyle Reining.

- Reining maneuvers originated from moves that a cowhorse must use in performing its duties and have been refined to the high level of competition existing today. Freestyle Reining not only provides an opportunity to use these maneuvers creatively, but also to expand them to music by means of choreography. Riders are encouraged to use musical scores which permit them to show the athletic ability of the horse in a crowd appealing way.
- NRHA rules will apply except where the following rules pre-empt same.
- REQUIRED MANEUVERS** will be defined as follows:
A minimum of 4 consecutive spins to the right. A minimum of 4 consecutive spins to the left. A minimum of 3 stops. A minimum of 1 lead change at the canter from right to left. A minimum of 1 lead change at the canter from left to right. Exhibitors will only be judged astride. Exhibitors are allowed to use two hands (as well as one or no hands) and any bit approved by the NRHA rule book, including snaffle bits and bosals approved for use in the Snaffle bit or Hackamore classes. Failure to perform all the required maneuvers or failure to complete the performance within the time limit will result in a 0. Additional maneuvers such as roll-backs, backups, speed variations, and non classical reining maneuvers such as half pass and side pass are appropriate in Freestyle and shall be given appropriate credit. Additional repetitions of required maneuvers are appropriate, but will only add or subtract from the existing scores already given for the required maneuvers, not as additional scores.
- TIME LIMIT** is a maximum of 4 minutes including any introductions. The time limit will be from the beginning of the music or from the beginning of the introduction (whichever is first) and will end with the music.
- COSTUMES** are permitted but not required. Emphasis is placed on performing the reining maneuvers to music.

6. PROPS are permitted but at no time may hinder the judges' view of the horse. The use of props will not add to the score.
7. JUDGING OF THE FREESTYLE REINING. Required maneuvers in Freestyle will receive a score based on technical merit from the technical judges utilizing judges score sheets specifically designed for the Freestyle. Transitional maneuvers and other maneuvers not specified as reining maneuvers will be evaluated and scored accordingly in a specified box and counted as a single maneuver score. If an artistic impression judge is used, they must use the score sheet provided by NRHA and are encouraged to include remarks regarding performance. In the event an artistic judge is not used, the technical judges will assess an artistic impression score in the box specified using a -2 to a +2 evaluation.
8. NUMBER OF JUDGES: Two or more licensed Reining judges must be used in any Freestyle class that offers \$2000 or more in added money. In the case of one or two judges being used, they would be required to be NRHA approved. They would judge the technical merit of the ride. As part of the overall score, each judge would weigh the artistic impression of the ride as 10% of the overall ride.
9. TIE BREAKER JUDGE. One judge (not to be an artistic impression judge) shall be designated as the tie breaker prior to the Freestyle class. In the event a tie still occurs (or the tie occurs with one judge), the technical merit scores will be tallied to break the tie. In the event a tie remains, the exhibitors tied will be declared co-champions. (Exception—NRHA page #28, rule 14).
10. VALIDATING REQUIRED MANEUVERS will be the responsibility of the judges. At least one scribe will be used to assist in verifying the required maneuvers for each horse as they are completed in the pattern.
11. ELIMINATIONS are to be used at the discretion of competition management and should use NRHA patterns, NRHA judging rules as applied to Category 1 classes, and NRHA judges. Eliminations may be held without music or costuming, but must allow the use of either one or two hands. The emphasis in the design of any eliminations should be on quality of competition.
12. APPLAUSE METERS or Artistic impression judges should not represent more than 20% of the combined score and should only be used in conjunction with (minimum) two NRHA approved judges. When used in scoring, the following formulas should be applied to properly weigh the scores according to the above percentage and still produce a comparable numerical score as when three judges are used.
 - a. Score for Judge 1 should be multiplied by 1.2
 - b. Score for Judge 2 should be multiplied by 1.2
 - c. Score for the Applause Meter should be multiplied by .6. All three scores should then be added to determine the final score for placing.
13. If an open Freestyle Reining class is offered a Non Pro Freestyle class may also be held. Competition management will reserve the right to run them concurrently or separately.
14. COMPETITION MANAGEMENT will reserve the right to rule on music or dress which may be inappropriate or offensive to the spirit and nature of the competition. Competition management may also determine the use of special lighting.
15. EQUIPMENT used in freestyle must adhere to the following standards:
 - a. All equipment must be non-abusive and humane based on Federation and NRHA Rules and guidelines.
 - b. Any equipment not specifically covered by or in conflict with standard equipment guidelines must be non-abusive to the horse.

SUBCHAPTER RN-2 PATTERNS.


RN107

1. The following patterns are to be worked as stated, not as drawn. The drawn pattern is just to give the general idea of what the pattern will look like in the arena.
2. Markers will be placed on the wall or fence of the arena as follows:
 - a. at the center of the arena
 - b. at least 50' (15 meters) from each end wall.
3. Where designated in the Pattern for stops to be beyond a marker, the horse should begin his stop after he passes the specified marker.
4. Each pattern is drawn so that the bottom of the page represents the end of the arena entered by contestants and must be run as such. In the event that an arena has only one

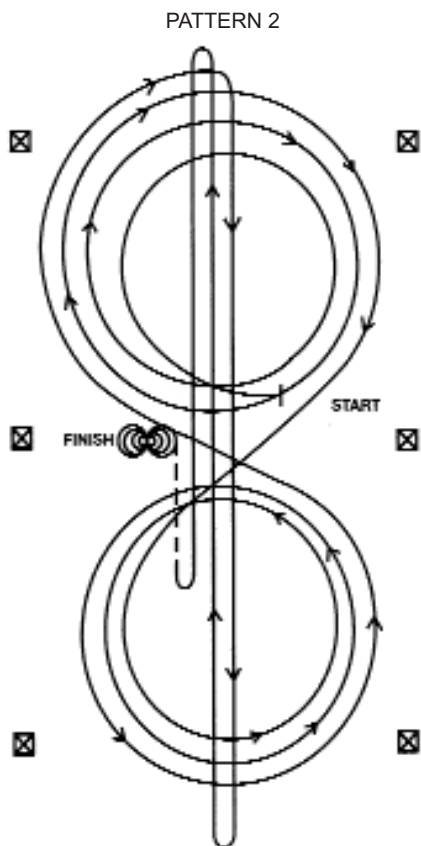
gate and it be in the exact middle of the side, that side shall represent the right side of the page the pattern is drawn on.

5. All horses will be judged immediately upon entering the arena and judging will cease after the last maneuver. Any fault incurred prior to the commencement of a pattern will be scored accordingly.

6. All judges' decisions are final.

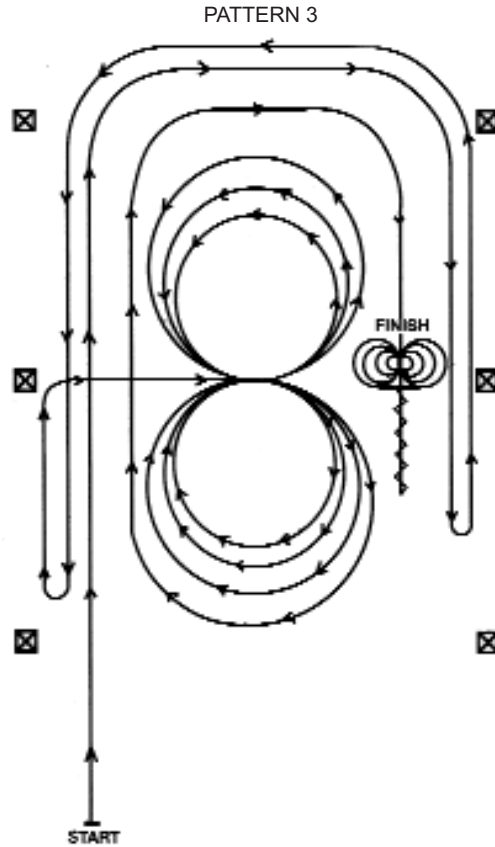


1. Run at speed to the far end of the arena past the end marker and do a left roll back—no hesitation.
2. Run to the opposite end of the arena past the end marker and do a right rollback—no hesitation.
3. Run past the center marker and do a sliding stop. Back up to center of the arena or at least ten feet (three meters). Hesitate.
4. Complete four spins to the right. Hesitate.
5. Complete four and one-quarter spins to the left so that horse is facing left wall of fence. Hesitate.
6. Beginning on the left lead, complete three circles to the left: the first circle large and fast; the second circle small and slow; the third circle large and fast. Change leads at the center of the arena.
7. Complete three circles to the right: the first circle large and fast; the second circle small and slow; the third circle large and fast. Change leads at the center of the arena.
8. Begin a large fast circle to the left but do not close this circle. Run straight up the side of the arena past the center marker and do a sliding stop at least twenty feet (six meters) from wall or fence. Hesitate to demonstrate the completion of the pattern. Rider must drop bridle to the designated judge or steward as designated by the judge.



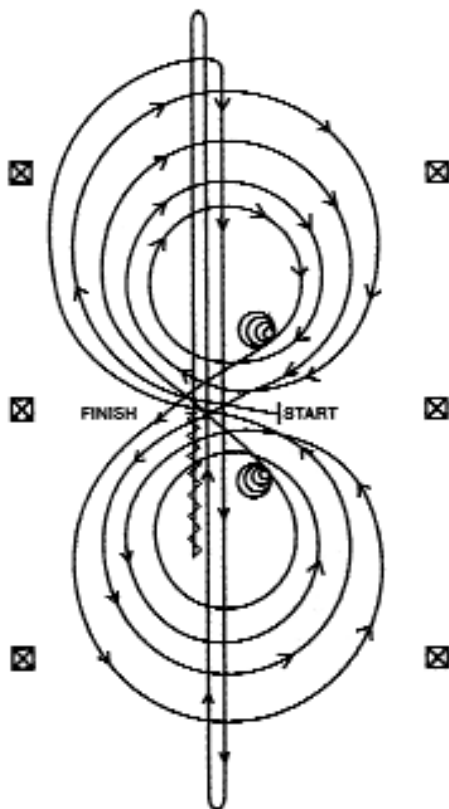
Horses may walk or trot to the center of arena. Horses must walk or stop prior to starting the pattern. Beginning at the center of the arena facing the left wall or fence.

1. Beginning on the right lead, complete three circles to the right: the first circle small and slow; the next two circles large and fast. Change leads at the center of the arena.
 2. Complete three circles to the left: the first circle small and slow; the next two circles large and fast. Change leads at the center of the arena.
 3. Continue around previous circle to the right. At the top of the circle, run up the middle to the far end of the arena past the end marker and do a right roll back—no hesitation.
 4. Run up the middle to the opposite end of the arena past the end marker and do a left roll back—no hesitation.
 5. Run past the center marker and do a sliding stop. Back up to the center of the arena or at least ten feet (three meters). Hesitate.
 6. Complete four spins to the right. Hesitate.
 7. Complete four spins to the left. Hesitate to demonstrate the completion of the pattern.
- Rider must drop bridle to the designated judge or steward as designated by the judge.



1. Beginning, and staying at least twenty feet from the walls or fence, lope straight up the left side of the arena, circle the top end of the arena, run straight down the opposite or right side of the arena past the center marker and do a left rollback—no hesitation.
2. Continue straight up the right side of the arena staying at least twenty feet from the walls or fence, circle back around the top of arena, run straight down the left side of the arena past the center marker and do a right rollback—no hesitation.
3. Continue up the left side of arena to the center marker. At the center marker, the horse should be on the right lead. Guide the horse to the center of the arena on the right lead and complete three circles to the right: the first two circles large and fast; the third circle small and slow. Change leads at the center of the arena.
4. Complete three circles to the left: the first two circles large and fast; the third circle small and slow. Change leads in the center of the arena.
5. Begin a large fast circle to the right but do not close this circle. Continue up the left side of the arena staying at least twenty feet (six meters) from the walls or fence, circle the top of the arena, run straight down the opposite or right side of the arena past the center marker and do a sliding stop. Back up at least ten feet (three meters). Hesitate.
6. Complete four spins to the right. Hesitate.
7. Complete four spins to the left. Hesitate to demonstrate completion of the pattern. Rider must drop bridle to the designated judge or steward as designated by the judge.

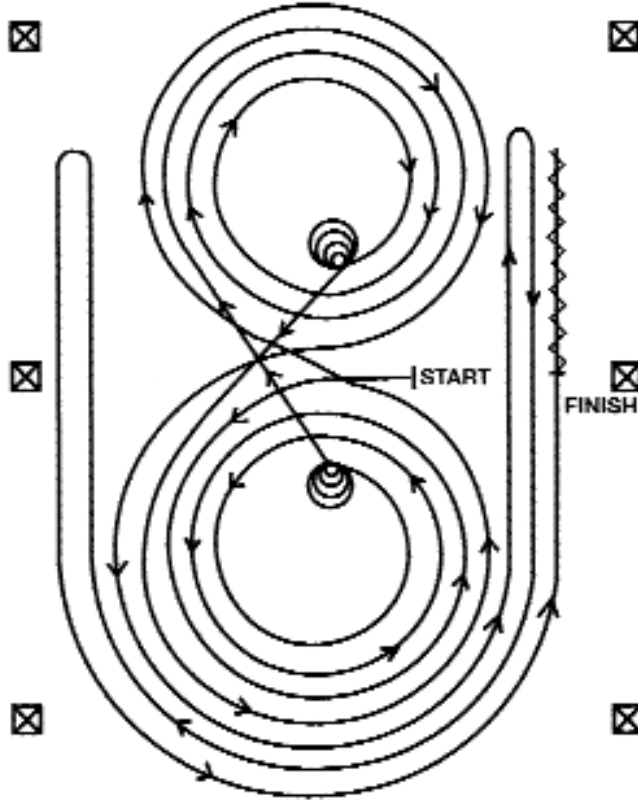
PATTERN 4



Horses may walk or trot to the center of arena. Horses must walk or stop prior to starting the pattern. Beginning at the center of the arena facing the left wall or fence.

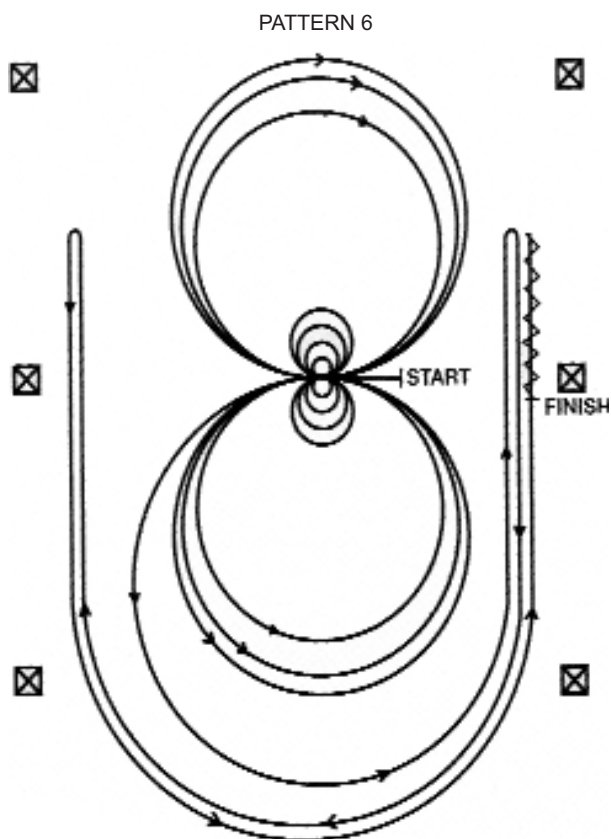
1. Beginning on right lead, complete three circles to the right: the first two circles large and fast; the third circle small and slow. Stop at the center of the arena. Hesitate.
2. Complete four spins to the right. Hesitate.
3. Beginning on the left lead, complete three circles to the left: the first two circles large and fast; the third circle small and slow. Stop at the center of the arena. Hesitate.
4. Complete four spins to the left. Hesitate.
5. Beginning on right lead, run a large fast circle to the right, change leads at the center of the arena, run a large fast circle to the left, and change leads at the center of the arena (figure 8).
6. Continue around previous circle to the right. At the top of the circle, run down the middle to the far end of the arena past the end marker and do a right roll back—no hesitation.
7. Run up the middle to the opposite end of the arena past the end marker and do a left roll back—no hesitation.
8. Run past the center marker and do a sliding stop. Back up to the center of the arena or at least ten feet (three meters). Hesitate to complete demonstration of the pattern. Rider must drop bridle to the designated judge or steward as designated by the judge.

PATTERN 5



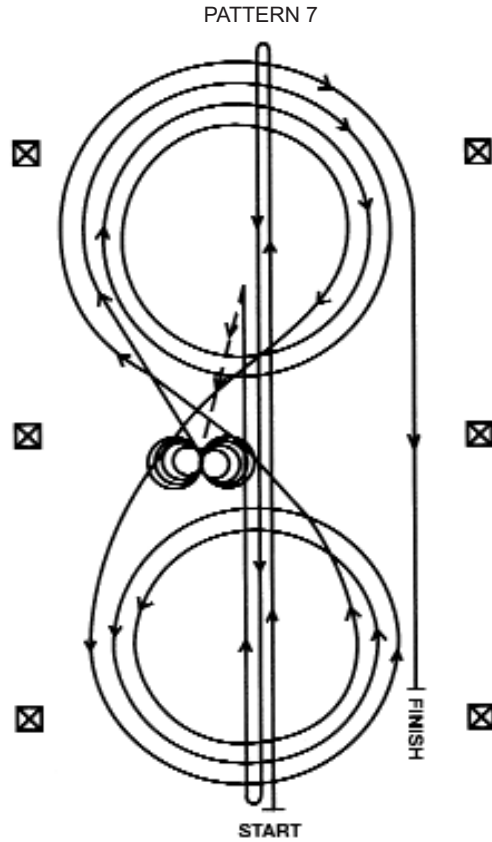
Horses may walk or trot to the center of arena. Horses must walk or stop prior to starting the pattern. Beginning at the center of the arena facing the left wall or fence.

1. Beginning on the left lead, complete three circles to the left: the first two circles large and fast; the third circle small and slow. Stop at the center of the arena. Hesitate.
2. Complete four spins to the left. Hesitate.
3. Beginning on the right lead, complete three circles to the right: the first two circles large and fast; the third circle small and slow. Stop at the center of the arena. Hesitate.
4. Complete four spins to the right. Hesitate.
5. Beginning on left lead, run a large fast circle to the left, change leads at the center of the arena, run a large fast circle to the right, and change leads at the center of the arena (figure 8).
6. Continue around previous circle to the left but do not close this circle. Run up the right side of the arena past the center marker and do a right rollback at least twenty feet (six meters) from the wall or fence—no hesitation.
7. Continue around previous circle but do not close this circle. Run up the left side of the arena past the center marker and do a left rollback at least twenty feet (six meters) from the wall or fence—no hesitation.
8. Continue back around previous circle but do not close this circle. Run up the right side of the arena past the center marker and do a sliding stop at least twenty feet (six meters) from the wall or fence. Back up at least ten feet (three meters). Hesitate to demonstrate completion of the pattern. Rider must drop bridle to the designated judge or steward as designated by the judge.

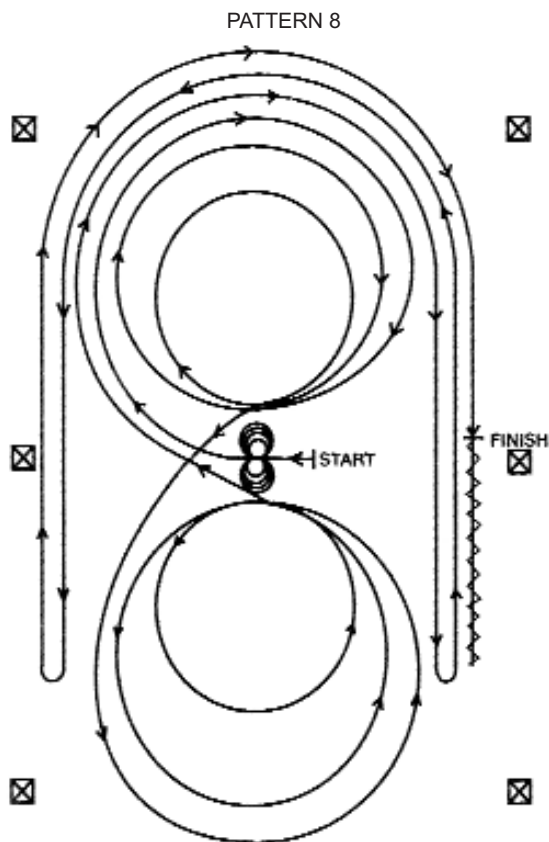


Horses may walk or trot to the center of arena. Horses must walk or stop prior to starting the pattern. Beginning at the center of the arena facing the left wall or fence.

1. Complete four spins to the right. Hesitate.
2. Complete four spins to the left. Hesitate.
3. Beginning on the left lead, complete three circles to the left: the first two circles large and fast; the third circle small and slow. Change leads at the center of the arena.
4. Complete three circles to the right: the first two circles large and fast; the third circle small and slow. Change leads at the center of the arena.
5. Begin a large fast circle to the left but do not close this circle. Run up the right side of the arena past the center marker and do a right rollback at least twenty feet (six meters) from the wall or fence—no hesitation.
6. Continue back around previous circle but do not close this circle. Run up the left side of the arena past center marker and do a left rollback at least twenty feet (six meters) from the wall or fence—no hesitation.
7. Continue back around previous circle but do not close this circle. Run up the right side of the arena past the center marker and do a sliding stop at least twenty feet (six meters) from the wall or fence. Back up at least ten feet (three meters). Hesitate to demonstrate the completion of the pattern. Rider must drop bridle to the designated judge or steward as designated by the judge.

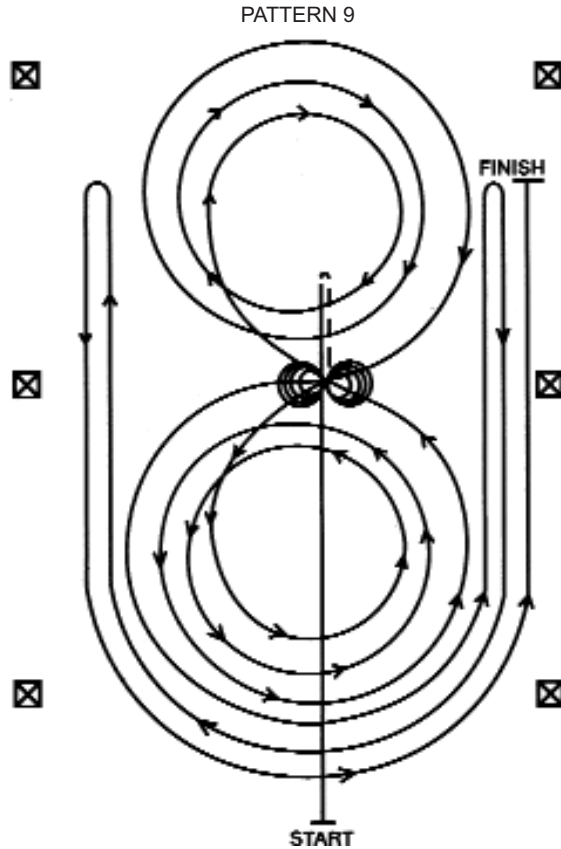


1. Run at speed to the far end of the arena past the end marker and do a left rollback—no hesitation.
2. Run to the opposite end of the arena past the end marker and do a right rollback—no hesitation.
3. Run past the center marker and do a sliding stop. Back up to the center of the arena or at least ten feet (three meters). Hesitate.
4. Complete four spins to the right. Hesitate.
5. Complete four and one-quarter spins to the left so that horse is facing left wall or fence. Hesitate.
6. Beginning on the right lead, complete three circles to the right: the first two circles large and fast; the third circle small and slow. Change leads at the center of the arena.
7. Complete three circles to the left: the first two circles large and fast; the third circle small and slow. Change leads at the center of the arena.
8. Begin a large fast circle to the right but do not close this circle. Run straight down the right side of the arena past the center marker and do a sliding stop at least twenty feet (six meters) from the wall or fence. Hesitate to demonstrate the completion of the pattern. Rider must drop bridle to the designated judge or steward as designated by the judge.



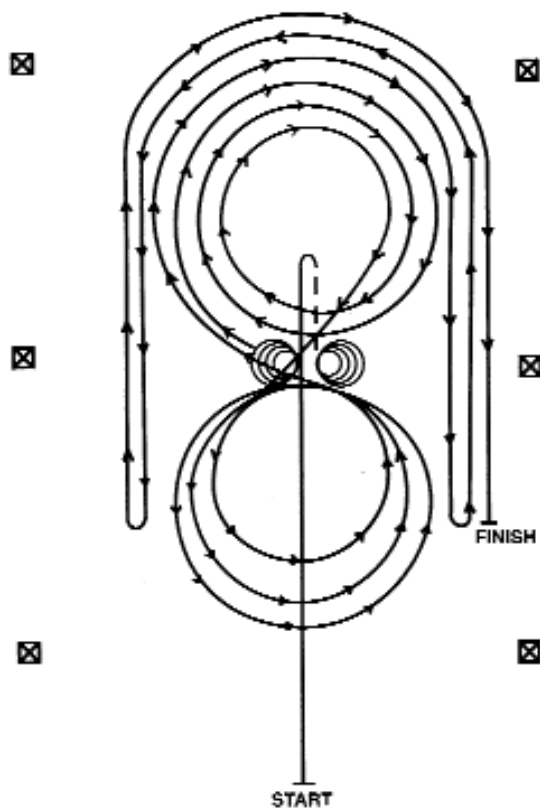
Horses may walk or trot to the center of arena. Horses must walk or stop prior to starting the pattern. Beginning at the center of the arena facing the left wall or fence.

1. Complete four spins to the left. Hesitate.
2. Complete four spins to the right. Hesitate.
3. Beginning on the right lead, complete three circles to the right: the first circle large and fast; the second circle small and slow; the third circle large and fast. Change leads at the center of the arena.
4. Complete three circles to the left: the first circle large and fast; the second circle small and slow; the third circle large and fast. Change leads at the center of the arena.
5. Begin a large fast circle to the right but do not close this circle. Run straight down the right side of the arena past the center marker and do a left rollback at least twenty feet (six meters) from the wall or fence—no hesitation.
6. Continue back around the previous circle but do not close this circle. Run down the left side of the arena past the center marker and do a right rollback at least twenty feet (six meters) from the wall or fence—no hesitation.
7. Continue back around the previous circle but do not close this circle. Run down the right side of the arena past the center marker and do a sliding stop at least twenty feet (six meters) from the wall or fence. Back at least ten feet (three meters). Hesitate to demonstrate the completion of the pattern. Rider must drop bridle to the designated judge or steward as designated by the judge.



1. Run past the center marker and do a sliding stop. Back up to the center of the arena or at least ten feet (three meters). Hesitate.
2. Complete four spins to the right. Hesitate.
3. Complete four and one-quarter spins to the left so that horse is facing the left wall or fence. Hesitate.
4. Beginning on left lead, complete three circles to the left: the first circle small and slow; the next two circles large and fast. Change leads at the center of the arena.
5. Complete three circles to the right: the first circle small and slow; the next two circles large and fast. Change leads at the center of the arena.
6. Begin a large fast circle to the left but do not close this circle. Run up the right side of the arena past the center marker and do a right rollback at least twenty feet (six meters) from the wall or fence—no hesitation.
7. Continue back around the previous circle but do not close this circle. Run up the left side of the arena past the center marker and do a left rollback at least twenty feet (six meters) from the wall or fence—no hesitation.
8. Continue back around previous circle but do not close this circle. Run up the right side of the arena past the center marker and do a sliding stop at least twenty feet (six meters) from the wall or fence. Hesitate to demonstrate the completion of the pattern. Rider must drop bridle to the designated judge or steward as designated by the judge.

PATTERN 10



1. Run past the center marker and do a sliding stop. Back up to the center of the arena or at least ten feet (three meters). Hesitate.
2. Complete four spins to the right. Hesitate.
3. Complete four and one quarter spins to the left so that the horse is facing the left wall or fence. Hesitate.
4. Beginning on the right lead, complete three circles to the right: the first two circles large and fast, the third circle small and slow. Change leads at the center of the arena.
5. Complete three circles to the left: the first circle small and slow, the next two circles large and fast. Change leads at the center of the arena.
6. Begin a large fast circle to the right but do not close this circle. Run down the right side of the arena past the marker and do a left roll back at least twenty feet (six meters) from the wall or fence—no hesitation.
7. Continue back around the previous circle but do not close this circle. Run down the left side of the arena past the center and do a right roll back at least twenty feet (six meters) from the wall or fence—no hesitation.
8. Continue back around previous circle but do not close this circle. Run down the right side of the arena past the center marker and do a sliding stop at least twenty feet (six meters) from the wall or fence. Hesitate to demonstrate completion of the pattern. Rider must drop the bridle to the designated judge or steward as designated by the judge.

CHAPTER RD ROADSTER DIVISION

SUBCHAPTER RD-1 GENERAL QUALIFICATIONS.

- RD101 Type and Conformation.
- RD102 Gait Requirements.

SUBCHAPTER RD-2 SHOWING PROCEDURES.

- RD103 General.
- RD104 Appointments Classes.
- RD105 Equipment and Attire.
- RD106 Division of Classes.

SUBCHAPTER RD-3 CLASS SPECIFICATIONS.

- RD107 General.
- RD108 Roadster Horse to Bike.
- RD109 Pairs.
- RD110 Roadster Horse Under Saddle Open/Amateur.
- RD111 Roadster Horse to Wagon.
- RD112 Roadster Ponies.

SUBCHAPTER RD-4 SPECIAL RATING REQUIREMENTS.

- RD113 Classes Not to Count.





CHAPTER RD ROADSTER DIVISION

SUBCHAPTER RD-1 GENERAL QUALIFICATIONS.

RD101 Type and Conformation.

1. In order to compete all horses must be Standardbreds registered with the United States Trotting Horse Association or the Canadian Trotting Horse Association (exception: horses that have competed in any Roadster Division class at a Federation licensed event prior to December 1, 2003). The horse must be entered under the name(s) of the owner(s) of record with the United States Trotting Horse Association or the Canadian Trotting Horse Association. The Roadster must be attractive in appearance, balanced in conformation and with manners which make a safe risk in the ring. At USEF licensed competitions, a copy of the registration papers showing proof of ownership must be submitted with entry form at the time of making entry or presented to the competition office before competition number will be released; competition management is responsible for notifying exhibitors of this requirement and horses may be inspected for proper identification at the discretion of horse show management. Horses showing under a name other than the name on the registration papers must provide a copy of the registration papers and a notarized certificate of eligibility to show issued by the American Road Horse and Pony Association. A copy of the registration papers will be returned when exhibitors pick up their numbers, if requested. In the event that a person files a false affidavit or an affidavit to show change of ownership without having taken steps to make the change with USTA or CTA the Federation will levy a fine against that person in the amount of \$200. If the foregoing \$200 fine is not paid within 30 days or receipt of the Federation's notice of fine, said individual will be automatically suspended until the fine is paid. If the person disputes that the fine is not properly owing, he/she can request a hearing of these issues before the Hearing Committee provided a written statement specifying grounds for the hearing is received at the Federation's office within 30 days of the receipt of the Federation's notice of fine. See GR1309.2.

2. Membership Requirements.

- a. Owners and trainers of roadster ponies participating at Federation licensed competitions in the Roadster Division must be current members in good standing with either the American Road Horse and Pony Association or the American Hackney Horse Society.
- b. Owners, riders, drivers, and trainers of horses participating at Federation licensed competitions in the Roadster Division must be current members in good standing with the American Road Horse and Pony Association.
- c. Originals or copies of the above listed membership cards must be provided to the competition unless at its discretion the membership can be confirmed electronically with either the AHHS or the ARHPA office.
- d. Lessees are considered owners in connection with these membership requirements. In the event of an entry under multiple ownership, only one owner need be a member of the required organization.

3. There are two types of Roadsters for competition—those suitable for bike and those suitable for road wagon. Occasionally there are horses or ponies that are suitable for both purposes. Usually the Wagon Roadster will have more scale and height than the Bike Roadster. Roadsters in the Wagon sections must have the strength to comfortably pull a wagon without losing form. Typical Roadsters in the Wagon sections are good looking horses or ponies that compliment the appointments of the wagons. Roadsters in the Bike sections are able to strongly perform three distinct speeds at the trot and have the look of a refined race horse or pony. Judges must emphasize that Roadsters are to be shown at three distinct speeds. Exhibitors executing gaits not called for must be penalized.

4. Horses and ponies must be serviceably sound and shown without artificial appliances (e.g., wired ears, chains, shackles, draw reins, kicking strap, conspicuous wire cavessons) except boots and inconspicuously applied tail switch or brace.

5. The Roadster should have a well chiseled head, smart ears, be fine in the throat latch, with a fine neck; should show depth through his chest, a good shoulder and good withers; well coupled, with short back and well proportioned hindquarters; should be a good full-

made horse over hips; should stand well on legs and have good flat bone. The Roadster should have a full mane and tail, may be of any color. The tail should be carried outright.

RD102 Gait Requirements.

The principal gait assignment for Roadsters is the trot. They shall be asked to trot at three different speeds; the jog-trot, the Road Gait and then at full speed. At all speeds they should work in form; that is their chins set and their legs working beneath them, going collectedly. At the trot a horse whose action features folding of the knees, flexing of hocks, with straight true action of front legs and with hocks carried close together and with motions coordinated, is executing a balanced trot. Long sprawling action in front, dragging or trailing hind legs and straddle gaited action behind makes a balanced trot impossible. Animation, brilliance and competition ring presence should characterize the Roadster in working at a jog-trot or Road Gait. When asked to drive on, the horse must show speed and go in form. Pacey gaited or mixey gaited horses that pace and rack the turns or break and run on the turns shall be penalized. Judges must emphasize that Roadsters are to be shown at three distinct speeds. Exhibitors executing gaits not called for must be penalized.

SUBCHAPTER RD-2 SHOWING PROCEDURES.

RD103 General.

1. Roadsters must enter the ring clockwise at a jog-trot then show at the Road Gait; turn counter clockwise at the jog-trot, show at the Road Gait and then trot at speed. Judges must emphasize that Roadsters are to be shown at three distinct speeds.
2. It is very important to emphasize that Roadster horses must trot solidly down the straight away as well as around the turns. Horses should be shown on the rail at all times except when passing and should go to the far end of every corner without side reining; should be light mouthed, capable of being taken up at any time, and stand well when being judged in the center of the ring.
3. Any driver, rider, horse or pony in the Roadster division exhibiting inappropriate or dangerous behavior or whose actions would in any way threaten the safety of any other exhibitor, their entries or the safety of class officials will be ordered from the ring. (See GR1034.11 and .12)
4. Performance at all three gaits must be judged. In the event of a workout, entries chosen must be worked both ways of the ring, as in the original routine.
5. When horses are lined up, no attendant is permitted and driver shall not leave his vehicle except for necessary adjustments. He may, however, uncheck and stand at horse's head when left in the center of the ring while a part of the class is on the rail for a workout. During the line-up, headers are permitted in Amateur, Ladies Amateur, and Juvenile Road Horse classes. The header must not touch the entry except for safety reasons. During a workout the header may uncheck and hold the entry. However, when the workout is over the horse must be rechecked and the attendant must move away from the horse. The attendant must take no action that would affect the performance of any animal.
6. An exhibitor is entitled to request only one time-out per class. (See GR833).
7. Championships. Championship classes are judged in the same manner as the qualifying classes. Saddle classes do not qualify a horse for Bike or Wagon Championships. Wagon classes will qualify for a Bike Stake if a Wagon Stake is not offered. In Amateur Championships, to bike or wagon, if qualifying classes are offered the horse must have been qualified by an Amateur in one other Amateur Bike or Wagon Class. Exception: Lady Amateurs may qualify for the Amateur Championship if they enter and show in a Ladies bike or wagon class.
8. In the Roadster Division a class is considered completed when the class has been judged according to the rules and the judges have turned in their cards. In qualifying classes the judge's cards must be turned in before an entry is qualified to show in the Championship class.

RD104 Appointments Classes.

1. Entries shall be shown to a Road Wagon. They shall be well mannered with extreme brilliance, style and ring presence. Outstanding conformation and quality are required. A bold and classy trot with action is to be shown at all gaits when requested. Entries should be well broken and mannered when lined up for judging.

2. Required appointments will include the following items: rasp, scrapper, hoof pick, screwdriver, farrier's knife, farrier's hammer, knife, goggles, matches, washers, spool wire, wrench, wire pliers, nippers, punch, oil can, horse shoes, horse shoe nails, blanket pins, whisk broom, flask, cooler, halter, rain coat/cover, curry comb, brush, lead strap, clock, and light. Protective headgear may be worn without penalty. (See GR801.4)

RD105 Equipment and Attire.

1. Harness. Blinkers of square pattern, snaffle bit and attached overcheck-rein; breast collar with straight-flaps, with traces made round with flat ends; (for pairs, collars of the English pattern are used); martingale are required. Breechings must be used in all Wagon classes. Reins to be leather and made round up to the hand pieces. *Boots are allowed.*

BOD 1/17/10 Effective 4/1/10

2. Vehicles. Roadsters shall be shown to a Bike, Road Wagon or Buggy of Caffrey style. All vehicles should be of good appearance and stability. Horse Bikes must be of standard size of at least 48" width with a double seat.

3. Attire. In Bike or Under Saddle classes, exhibitor shall wear stable colors, cap (or protective headgear, see RD105.4) and jacket to match. In Road Wagon classes exhibitors shall wear a business suit with a hat of choice. The exhibitor's number must be worn on the back of the driver.

4. Except as may otherwise be mandated by local law, protective headgear is strongly recommended for everyone showing in any class in the Roadster Division as outlined in GR801.4, .6 and .7. Except as may otherwise be mandated by local law, while riding or driving anywhere on the competition grounds, all juniors riding or driving in Roadster to Bike or Roadster Under Saddle classes must wear properly fitting protective headgear which passes or surpasses ASTM (American Society for Testing and Materials)/ SEI (Safety Equipment Institute) standards for equestrian use and carries the SEI tag as specified in GR801. Harness must be secured and properly fitted. A matching cover may be worn over the protective headgear or the protective headgear may be painted in matching stable colors.

RD106 Division of Classes.

1. If there are more than 12 entries in any Road Horse class it must be split. (Exception: The Road Horse USTA Classic class and all Youth Road Horse classes must be split if there are more than 10 entries.) If the Road Horse USTA Class requires a split, the split must be posted no later than 2 hours following the deadline for declaring intent to show.

2. If there are more than 15 entries in any Road Pony class, it must be split. It is recommended that the class be divided into separate sections by selecting every other number on the list of entries with separate prize money.

3. It is recommended that classes for junior exhibitors be divided by age of driver and a Junior Exhibitor Championship be offered.

4. Exhibitors who fail to officially scratch an entry from a class two hours prior to the start of a session that is subsequently divided will be fined an amount not to exceed \$100 per horse per class payable to the competition. Notification of intent to divide must be made to exhibitors one hour prior to the start of the session. The division of entries must be posted in the competition office and announced over the public address system or listed in the program.

5. Total prize money may be divided and the notification of the division must be publicly announced at least one hour prior to the start of the session.

SUBCHAPTER RD-3 CLASS SPECIFICATIONS.

RD107 General.

1. Stallions are prohibited in Ladies, Youth and Junior Exhibitor classes. Classes may be divided according to sex. If no Youth Amateur qualifying classes are offered, then youth amateurs 15 years of age or older may enter Amateur, Open, Ladies, or Gentlemen's qualifying classes. If no Youth Amateur championship class is offered, then youth amateurs 15 years of age or older may enter the Amateur Championship. Youth Amateurs 15 years of age or older may only compete in Open Championship classes if no other championship is offered at that particular competition. The use of protective headgear is required of Youth Amateurs in these classes. (See GR801.4, .6, and .7 regarding protective headgear.)

2. A maiden/novice/limit Roadster is a horse or pony that has not won one/three/six first place ribbons respectively. (See GR134.8 and .9) Ribbons won within one section of the Roadster division do not count in the reckoning of Maiden, Novice or Limit status if the animal competes in a different section (e.g. Bike to Wagon, Saddle to Bike, etc.).

RD108 Roadster Horse to Bike.

1. **OPEN OR OPEN CHAMPIONSHIP.** To be shown first at a jog-trot and road gait, then reversed and shown at a jog-trot, road gait and then at speed. To be judged on performance, speed, quality and manners.
2. **AMATEUR OR AMATEUR CHAMPIONSHIP.** To be shown first at a jog-trot and road gait, then reversed and shown at a jog-trot, road gait and then at speed. To be judged on manners, performance, speed and quality.
3. **LADIES OR LADIES CHAMPIONSHIP.** To be shown first at a jog-trot and road gait, then reversed and shown at a jog-trot, road gait and then at speed. To be judged on manners, performance, quality and speed. Suitable for and driven by a Lady.
4. **YOUTH AMATEUR.** Manners for the horse will be emphasized as a major requirement to ensure safety. Judges must immediately excuse any horse that acts as if he may be more horse than the driver can handle. Protective headgear is required. See GR801.4, .6 and .7. Age of the exhibitor will be 15-21. Classes containing more than 10 entries will be split. Headers will be allowed for these classes. To be shown first at a jog-trot and road gait, then reversed and shown at a jog-trot, road gait and then at speed. To be judged on manners, performance, quality and speed.
5. **YOUTH CHAMPIONSHIP.** To be eligible horses must have been entered shown and judged in a qualifying Youth class. Manners for the horse will be emphasized as a major requirement to ensure safety. Judges must immediately excuse any horse that acts as if he may be more horse than the driver can handle. Protective headgear is required. See GR801.4, .6 and .7. Age of the exhibitor will be 15-21. Classes containing more than 10 entries will be split. Headers will be allowed for these classes. To be shown first at a jog-trot and road gait, then reversed and shown at a jog-trot, road gait and then at speed. To be judged on manners, performance, quality and speed.
6. **MAIDEN/NOVICE/LIMIT.** (See GR134.8 and RD107.2) To be shown first at a jog-trot and road gait, then reversed and shown at a jog-trot, road gait and then at speed. To be judged on performance, speed, quality and manners.
7. **UNITED STATES TROTTING ASSOCIATION ROADSTER CLASSIC.** Open to Standardbreds registered with the USTA or CTA. In order to be eligible, a copy of the registration papers must accompany the entry and the ownership must be both updated and correct prior to the nomination closing date. Horse cannot have been shown in any Roadster Class prior to the closing date of the preceding year's Kentucky State Fair Horse Show. Horse owner must be current member of both the United States Trotting Association (USTA) and the American Road Horse and Pony Association (ARHPA). Horses will be inspected at the competition for proper identification prior to the class. Driver must be a member of the ARHPA. To be shown first at a jog-trot and road gait, then reversed and shown at a jog-trot, road gait and then at speed. To be judged on performance, speed, quality and manners. For complete details on this class contact ARHPA, 177 East 2nd Street, Maysville, KY 41056.

RD109 Pairs.

To be shown to Wagon first at a jog-trot, and road gait, then reversed and shown at a jog-trot, road gait and then at speed. To be judged on performance, speed, quality, manners, style and appointments.

RD110 Roadster Horse Under Saddle Open/Amateur.

To be shown under English saddle, martingale, open bridle with snaffle bit, single or double rein and boots. Rider to wear stable colors, jacket and cap to match.

BOD 1/17/10 Effective 4/1/10

1. **OPEN OR OPEN CHAMPIONSHIP.** To be shown first at a jog-trot, and road gait, then reversed and shown at a jog-trot, road gait and then at speed. To be judged on performance, speed, quality and manners.
2. **AMATEUR OR AMATEUR CHAMPIONSHIP.** To be shown first at a jog-trot, road gait, then reversed and shown at a jog-trot, road gait and then at speed. To be judged on manners, performance, speed and quality.

3. **ROADSTER UNDER SADDLE CHAMPIONSHIP.** To be eligible horses must be entered, shown and judged in any other Roadster Under Saddle class in this section. To be shown first at jog-trot, and road gait, then reversed and shown at a jog-trot, road gait and then at speed. To be judged on performance, speed, quality and manners.

RD111 Roadster Horse to Wagon.

1. **OPEN OR OPEN CHAMPIONSHIP.** To be shown first at a jog-trot and road gait, then reversed and shown at a jog-trot, road gait and then at speed. To be judged on performance, speed, quality and manners.
2. **AMATEUR OR AMATEUR CHAMPIONSHIP.** To be shown first at a jog-trot and road gait, then reversed and shown at a jog-trot, road gait and then at speed. To be judged on manners, performance, speed and quality.
3. **APPOINTMENT CLASS (OPEN, AMATEUR, OPEN CHAMPIONSHIP, OR AMATEUR CHAMPIONSHIP).** To be shown first at a jog-trot and road gait, then reversed and shown at a jog-trot, road gait and then at speed. To be judged on manners, performance, speed and quality. Required appointments will include the following items: rasp, scrapper, hoof pick, screwdriver, farrier's knife, farrier's hammer, knife, goggles, matches, washers, spool wire, wrench, wire pliers, nippers, punch, oil can, horse shoes, horse shoe nails, blanket pins, whisk broom, flask, cooler, halter, rain coat/cover, curry comb, brush, lead strap, clock, and light.

RD112 Roadster Ponies.

1. Classes for Roadster ponies to Bike are restricted to ponies 13 hands (52" and under). If entries warrant two sections may be offered: a) Roadster Ponies to Bike 50" and under; b) Roadster Ponies to Bike over 50" but not to exceed 52". If two sections are offered, competition management may offer a championship/stake for each section. In Under Saddle classes and Roadster Pony to Wagon classes entries may not exceed 54". Ponies may not be shown in a performance class unless the owner possesses a current Measurement Card or valid Measurement Form issued by the Federation (see GR502).
2. All Roadster Ponies must be re-measured and issued new measurement cards prior to competing in licensed competitions for the year 2004 and beyond. In all Roadster pony championship/stake classes (except Junior Pony sections) at selected USEF competitions which will be notified in writing by USEF, the first place and fourth place ponies must allow a heel measurement to be taken immediately following the class to verify the heel measurement is at or below what is indicated on the current measurement card. The heel measurement will be taken by the competition steward at a location determined by the measuring official and competition management. The heel measurement must be taken from the left bulb of the left front heel, from the skin line on the lower side of the coronary band with the ruler perpendicular to the flat surface. It is the trainer's or driver's decision and responsibility to determine if the pony will be hitched or unhitched for this measurement. If the heel measurement is higher than the measurement on the pony's USEF measurement card, an overall height measurement must be performed by two measuring officials (See GR502.4) no later than one hour following the end of the session at the designated location. Any entry that exceeds the legal height limit will forfeit winnings in that class. In the event there are fewer than four ponies in a class, the pony occupying the final placing will be measured. In the event of an emergency and the steward is unavailable to take the heel measurement immediately, competition management must appoint a representative to remain with the pony until the heel measurement can occur.
3. During the line up in classes restricted to Junior Exhibitors and Amateurs, one attendant is permitted to head the pony. The attendant must not touch the entry except for safety reasons. During a workout the attendant may uncheck and hold the entry. However, when the workout is over the pony must be rechecked and the attendant must move away from the pony. The attendant must take no action that would affect the performance of any animal.
4. Roadster Pony classes may be judged by judges licensed in the Hackney Pony Division. In all Ladies, Amateur, and Junior Exhibitor roadster pony classes, the judge(s) must walk the line up. If a judging panel is being used to officiate these classes, all judges must comply with this rule.
5. If no Junior Exhibitor qualifying or championship classes are offered at a competition, then junior exhibitors may enter the Amateur or Ladies qualifying or championship classes

but protective headgear is required (See GR801.4, .6 and .7). Junior Exhibitors are not allowed in any Open qualifying or Open Championship class. Exception: Junior Exhibitors are allowed in Open Roadster Pony to Wagon classes but use of protective headgear is required.

6. Roadster ponies shall enter the ring in a clockwise manner and be shown first at a jog-trot and road gait, then reversed and shown at a jog-trot, road gait, and then at speed.

7. SINGLE ROADSTER PONY, OPEN, LIMIT, NOVICE, JUNIOR (4 years old & under) TO BIKE. To be judged on performance, speed, quality and manners.

8. SINGLE ROADSTER PONY JUNIOR EXHIBITOR, AMATEUR OR LADIES TO BIKE. To be judged on suitability, manners, performance, speed and quality.

9. SINGLE ROADSTER PONY JUNIOR EXHIBITOR, AMATEUR OR LADIES CHAMPIONSHIP TO BIKE. To be eligible ponies must be entered, shown by a Junior Exhibitor, Amateur or Lady and judged in any qualifying class having the same judging specifications. If an amateur ladies class is not offered, amateur ladies showing in the open ladies class will be qualified for the amateur championship. To be judged on suitability, manners, performance, speed and quality.

10. SINGLE ROADSTER PONY CHAMPIONSHIP TO BIKE. To be eligible ponies must be entered, shown and judged in another class in harness in this division. To be shown to a bike. To be judged on performance, speed, presence, quality, conformation and manners.

11. JUNIOR EXHIBITOR ROADSTER PONY UNDER SADDLE (54 inches and under). To be shown under English saddle, full martingale, open bridle with snaffle bit, single or double rein and protective boots. Rider to wear stable colors, jacket and protective headgear to match. To be judged on manners, performance, speed, quality and suitability of rider to pony. Saddle classes do not qualify a pony for harness championships.

12. SINGLE ROADSTER PONY TO WAGON (54 inches and under). To be judged on performance, speed, quality and manners. Exhibitors shall wear a business suit with a hat of choice. Breeching is required in all wagon classes. If no championship is offered for this class it shall be considered as a qualifying class for the Single Roadster Pony to Bike Championship as long as the pony qualifies under the Roadster to Bike height restrictions (See RD112.1).

13. ROADSTER PONY COMBINATION. Open to Junior Exhibitors. Ponies first to be shown both directions of the ring as a Roadster pony to bike. Competitors will be called to the line up, ponies unhooked and saddled, then returned to the rail to be shown under saddle at the required gaits. Two attendants per entry are allowed to assist the changing of tack. If bridle is changed, harness bridle must not be removed prior to the pony being completely unhooked from the bike. Ponies must be shown by the same rider and driver. In both segments of the class, ponies to be shown first at a jog-trot and road gait, then reversed and shown at a jog-trot, road gait, and then at speed. To be judged on manners, performance, speed, and quality.

SUBCHAPTER RD-4 SPECIAL RATING REQUIREMENTS.

RD113 Classes Not to Count.

Amateur Owner classes do not count toward the minimum number of classes or prize money required for any rating in the Roadster Horse or Pony Division. NOTE: Ladies classes will count toward a rating even if complementary Gentlemen's classes are not offered.

CHAPTER SB SADDLEBRED HORSE DIVISION

SUBCHAPTER SB-1 GENERAL QUALIFICATIONS.

- SB101 Eligibility.
- SB102 Type and Conformation.
- SB103 General.
- SB104 Appointments.
- SB105 Stripping.
- SB106 Judging Criteria.
- SB107 Line Up.
- SB108 Qualifying Classes and Specifications.
- SB109 Championships.
- SB110 Stakes.
- SB111 Special Rating Requirements.
- SB112 Division of Classes.
- SB113 Scratches.

SUBCHAPTER SB-2 DESCRIPTION OF GAITS.

- SB114 General.
- SB115 Walk.
- SB116 Trot.
- SB117 Canter.
- SB118 Slow Gait.
- SB119 Rack.

SUBCHAPTER SB-3 PERFORMANCE, FINE HARNESS.

- SB120 General.
- SB121 Appointments.
- SB122 Gait Requirements.
- SB123 Line Up.
- SB124 Ring Attendants.
- SB125 Awards.
- SB126 Classes Offered and Specifications.

SUBCHAPTER SB-4 PERFORMANCE, FIVE-GAITED.

- SB127 General.
- SB128 Appointments.
- SB129 Gait Requirements.
- SB130 Classes Offered and Specifications.

SUBCHAPTER SB-5 PERFORMANCE, THREE-GAITED.

- SB131 General.
- SB132 Appointments.
- SB133 Gait Requirements.
- SB134 Classes Offered and Specifications.

SUBCHAPTER SB-6 PLEASURE—GENERAL.

- SB135 Introduction.
- SB136 Ineligibility.
- SB137 Appointments, Tails.
- SB138 Artificial Appliances.
- SB139 Showing.
- SB140 Specialty Classes.
- SB141 In-Hand Classes.
- SB142 Division of Classes.
- SB143 Headers.

SUBCHAPTER SB-7 ENGLISH SHOW PLEASURE.

- SB144 General.
- SB145 Appointments.
- SB146 Gait Requirements.
- SB147 Judging.
- SB148 Classes Offered and Specifications.

SUBCHAPTER SB-8 ENGLISH COUNTRY PLEASURE.

- SB149 General.
- SB150 Appointments.
- SB151 Gait Requirements.
- SB152 Judging.
- SB153 Classes Offered and Specifications.

SUBCHAPTER SB-9 WESTERN.

- SB154 General.
- SB155 Appointments.
- SB156 Gait Requirements.
- SB157 Judging.
- SB158 Classes Offered and Specifications.

SUBCHAPTER SB-10 HUNTER COUNTRY PLEASURE.

- SB159 General.
- SB160 Appointments.
- SB161 Gait Requirements.
- SB162 Judging.
- SB163 Classes Offered and Specifications.

SUBCHAPTER SB-11 PARK.

- SB164 Description and Eligibility.
- SB165 Appointments.
- SB166 Judging Procedure.
- SB167 Gait Requirements.
- SB168 Classes Offered and Specifications.

SUBCHAPTER SB-12 PARK PLEASURE

- SB169 Description and Eligibility.
- SB170 Appointments.
- SB171 Judging Procedure.
- SB172 Gait Requirements.
- SB173 Classes Offered and Specifications.

SUBCHAPTER SB-13 IN-HAND AND MODEL.

- SB174 In-Hand.
- SB175 Appointments.
- SB176 Attendants.
- SB177 Judging Procedures.
- SB178 Classes Offered.
- SB179 Model.

SUBCHAPTER SB-14 YOUTH SHOWMANSHIP IN HAND.

- SB180 Judging Criteria.
- SB181 Appointments.
- SB182 Judging Procedures.
- SB183 Workouts.

SUBCHAPTER SB-15 GOLDEN.

- SB184 General.
- SB185 Specifications.

SUBCHAPTER SB-16 PARADE.

- SB186 General.
- SB187 Appointments.
- SB188 Judging Procedure.
- SB189 Gait Requirements.
- SB190 Classes Offered.

SUBCHAPTER SB-17 ROADSTER.

- SB191 General.
- SB192 Appointments.
- SB193 Equipment.
- SB194 Judging Procedures.
- SB195 Gait Requirements.
- SB196 Classes Offered.

SUBCHAPTER SB-18 SADDLEBRED-TYPE PONY.

- SB197 General.
- SB198 Eligibility.
- SB199 Class Descriptions.



SB-SADDLEBRED



CHAPTER SB SADDLEBRED HORSE DIVISION

SUBCHAPTER SB-1 GENERAL QUALIFICATIONS.

SB101 Eligibility.

1. In order to compete, all horses must be registered with the American Saddlebred Registry or the Canadian Livestock Records Corporation. They must be entered in their full registered names with registration numbers and under the names of the owner(s) of record with the A.S.R. or the C.L.R.C.

2. A copy of the registration papers showing recorded ownership, or a copy of the registration papers with a Certificate of Eligibility to Show issued by the American Saddlebred Registry must be submitted with entry form at the time of making entry or presented to competition office before competition number will be released unless the competition, at their discretion, confirms registration electronically with the American Saddlebred Registry or the Canadian Livestock Records Corporation; competition management is responsible for notifying exhibitors of this requirement. See GR1309.2a(5). Exception: Horses shown in any USEF Regular Competition prior to December 31, 1979, and Saddlebred-type ponies. The ASR will provide the Federation with a monthly report of affidavits filed in violation of this Article. A copy of the registration papers will be returned when exhibitors pick up their numbers, if requested. In the event a person files a false affidavit or an affidavit to show change of ownership or change of name without having taken steps to make the change with the ASHA, the Federation will levy a fine against that person in the amount of \$200. See GR1302.2a(5), GR907.3, and GR1309.2b. If the foregoing \$200 fine is not paid within 30 days of receipt of the Federation's notice of fine, said person and any horses owned by him/her or his/her stable will be automatically suspended until the fine is paid. If the person disputes that the fine is not properly owing, he/she can request a hearing of these issues before the Hearing Committee provided a written statement specifying the grounds for the hearing is received at the Federation's office within 30 days of receipt of the Federation's notice of fine. The request must be accompanied by a deposit of \$100 made by a Federation member or the parent of a junior exhibitor member or \$200 if made by a non-member (check payable to the Federation). Said deposit will be refunded in the event the hearing is resolved in the favor of the member/non-member.

3. Owners and trainers of horses participating at Federation licensed competitions rated "A" in all Saddlebred sections must be current members in good standing with the American Saddlebred Horse Association, Inc. or the American Saddlebred Horse Association of Canada and provide an original or copy of the ASHA or ASHA of Canada membership card unless the competition, at their discretion, confirms membership electronically with the ASHA or the ASHA of Canada office. Lessees are considered owners in connection with this membership requirement. In the event of an entry under multiple ownership, only one owner need be a member.

a. If the ASHA membership card is not available, the exhibitor, or his or her agent, must sign the ASHA membership affidavit giving his or her name, address, the fact that he or she is in possession of the proper credentials and the reason the information is not available. In the event a person files a false affidavit to prove membership with the ASHA, the Federation will levy a fine against that person in the amount of \$200. See GR1302.2a(5), GR1302.2c, GR907.3, and GR1309.2b. If the foregoing \$200 fine is not paid within 30 days of receipt of the Federation's notice of fine, said person and any horses owned by him/her or his/her stable will be automatically suspended until the fine is paid. If the person disputes that the fine is not properly owing, he/she can request a review of these issues before the Hearing Committee, provided a written statement specifying the grounds for the review is received at the Federation's office within 30 days of receipt of the Federation's notice of fine. The request must be accompanied by a deposit of \$200 made by a Federation member or the parent of a junior exhibitor member or \$200 if made by a non-member (check payable to the Federation). Said deposit will be refunded in the event the review is resolved in favor of the member/non-member.

SB102 Type and Conformation.

1. The American Saddlebred is the epitome of the show horse. He carries himself with an attitude that is elusive of description—some call it “class”, presence, quality, style, or charm. This superior air distinguishes his every movement.
2. The ideal American Saddlebred is well-proportioned and presents a beautiful overall picture. The animal should be in good flesh, with good muscle tone and a smooth, glossy coat. Masculinity in stallions and femininity in mares are important and should be taken into consideration. The average height is 15 to 16 hands and the weight 1,000-1,200 pounds. Any color is acceptable; the most prominent are chestnut, bay, brown and black with some gray, roan, Palomino and Pinto. HEAD—well-shaped with large, wide-set expressive eyes, gracefully shaped ears set close together on top of the head and carried alertly; a straight face line with a relatively fine muzzle and large nostrils and a clean and smooth jaw line. NECK—long, arched and well-flexed at the poll with a fine, clean throatlatch. WITHERS - well defined and prominent. SHOULDERS—deep and sloping. BACK—strong and level with well sprung ribs. CROUP—level with a well carried tail coming out high. LEGS—The front leg should set well forward under the shoulder. The line of the hind leg, in a natural stance, should be vertical from the point of the buttock to the back edge of the cannon bone. The forearms and hindquarters are well muscled to the knees and hocks. Legs are straight with broad flat bones, sharply defined tendons and sloping pasterns. HOOVES—good and sound, open at the heel, neither toed in or toed out. TO BE PENALIZED: lack of Saddlebred type, coarse or plain head, roman nose, round jaws, lop ears, wide ears, small eyes (pig eyes), short neck, straight neck, ewe neck, thick throatlatch, flat withers, sway-back, roached back, hollow chest, straight shoulders, crooked legs, calved knees, over at the knee, bow legs, rough joints, round bones, straight pasterns, splay feet or pigeon toes, contracted heels, base stance too wide or too narrow, sickle hocks, cow hocks, dished feet, lack of muscle tone, thinness, obesity, rough coat or overall lack of conditioning. These and any other defects attributable to heredity must be penalized. With the natural variations of type within the breed, some horses do not conform to the ideal but are perfectly suitable for various kinds of competition. If they meet all other requirements for a particular event, they should not be penalized too severely, except in stripped classes, Harness classes and In-Hand classes where extremely low backed horses must be severely penalized. Horses with crooked tails must be penalized and horses with extremely crooked tails must be severely penalized.

SB103 General.

1. The American Saddlebred has clean, rhythmic and fluid action which is straight and true. Winging, interfering, traveling wide behind, mixing of gaits and loss of form are undesirable.
2. All horses must be serviceably sound. In In-Hand classes for sires and dams or prospective sires and dams, transmissible unsoundness only shall be considered. Horses must not show evidence of lameness, broken wind or complete loss of sight in both eyes.
3. Horses may be shown with unset tails in any class without penalty.
4. All horses shall be worked both ways of the ring at all required gaits as directed by the judge(s). Workouts will be judged as a separate class and horses must be tied for placings being considered in that workout. Workouts may be called for by the judge(s) for any or all placings. All horses chosen for a workout must be worked both ways of the ring at any or all gaits listed in the class specifications that are requested by the judge(s). An exhibitor is entitled to request only one five minute time out per class including workout. (See GR833).
5. A judge must order from the ring any unruly horse or one whose actions threaten to endanger the rider, driver, handler, other exhibitors or their entries. (See GR1034.11)
6. A judge must order from the ring any rider, driver, or handler who exhibits inappropriate or dangerous behavior or whose actions would in any way threaten the safety of any exhibitor, their entries or the safety of class officials. (See GR1034.12)
7. To be penalized: Mixed gaits; unbalanced action; pulling; fighting the bit; tossing the head; carrying head to one side or going sideways; leaving hocks behind; strung out; wrong lead or cross-cantering; breaking of gait; winging; interfering; traveling wide behind; loss of form due to excessive speed; bad manners; exaggerated opening of mouth; carrying sour ears.
8. Definition of Maiden/Novice/Limit for riders/drivers. Maiden/Novice/Limit classes are open to riders/drivers who have not won one/three/six first place ribbons respectively, at

Regular and Local Competitions of this Federation in any under saddle/driving section of the Saddlebred division. First place ribbons won by a rider in any under saddle class do not affect the status of a driver in any driving class. First place ribbons won by a driver in any driving class do not affect the status of a rider in any under saddle class.

9. Attention getting devices &/or other noisemakers (including but not limited to tape measures, blow horns, bamboo poles, explosives, fire extinguishers, baby powder, whips longer than 6', etc.) are not allowed in and around the make up and competition rings during scheduled competition sessions. All such items will be confiscated and offenders will be reported to the USEF. (See also GR839.4i)

SB104 Appointments.

1. Horses shall be shown without artificial appliances (e.g., wired ears). Inconspicuously applied hair in mane or tail, a tail brace and mouth controls are permitted. In the event a horse has lost the sight in one eye, it must appear to have vision and may be shown with an artificial eye or contact lens. Quarter boots are permitted in Five-Gaited, Fine Harness and Roadster Classes. In case of inclement weather, the use of polo boots or bandages may be permitted provided competition management publicly announces it before a class. Any artificial change of color or markings (other than mane or tail) is prohibited. Use of contact lenses or eye prosthesis for any other use than stated is prohibited.

2. Electronic communication devices used for purposes of coaching, etc., between competitors and individuals outside the ring shall be prohibited in all classes in the Saddlebred Division. Exempt from this rule are riders and drivers who have been granted a presidential modification in accordance with GR151.

3. A competitor may carry or use a whip not exceeding 6' including lash; the lash shall not have been altered in any way. It must be a standard whip of suitable style. Failure to comply will result in disqualification from further competition. (Exception: In-Hand. Refer to SB176.)

4. Whips longer than 6', including snapper or lash, are not allowed in the warm-up area.

SB105 Stripping.

The stripping of horses for conformation judging is mandatory in Under Saddle Championship Classes in all sections at the Kentucky State Fair World's Championship Horse Show and The UPHA/American Royal National Championship Horse Show (Exception: Park Horse, Pleasure Horse, Three Gaited Junior Exhibitor, and Five Gaited Junior Exhibitor sections and all Kentucky County Fair Championship classes) and in all American Saddlebred Registry signature classes for horses three years old and under (i.e. ASR Futurities, ASR Sweepstakes). Stripping is also mandatory in all "A" rated Three Gaited and Five Gaited Open Championship classes except one horse classes. The above excepted classes and other classes may not be stripped unless it is so stated in the prize list. In any stripped class, horses may be presented individually for conformation judging. Horses with extremely low backs must be severely penalized in all stripped performance classes. Only two attendants, suitably attired, per animal are permitted in the ring. In classes where manners are paramount (i.e. Ladies, Junior Exhibitors, Amateurs, and Owners), riders must remount and return to the line up before the judges will be allowed to turn in their cards.

SB106 Judging Criteria.

The specific type of class being judged determines the importance of each criterion in the final judging outcome. The order in which each is listed in the class specifications determines where the emphasis should be placed. For example: A horse placed first in a class judged on performance, presence, quality, manners and conformation could justifiably be unplaced against the same horses if the class were judged on manners, presence, quality, performance and conformation. The criteria considered are: performance, manners, presence, quality and conformation.

SB107 Line Up.

1. In Saddlebred performance classes when the judge calls for the line up exhibitors must continue in a clockwise direction to bring their entries to the line up. Judge(s) to penalize entries that do not comply.

2. In Saddlebred performance classes requiring entries to back, the judge(s) must walk the line up (exception: judge(s), at their discretion, may instruct the ringmaster to walk the line up during the back).

SB108 Qualifying Classes and Specifications.

1. OPEN, JUNIOR, THREE-YEAR-OLD, TWO-YEAR-OLD, MAIDEN, NOVICE AND LIMIT. The OPEN horse should be the ultimate representative of the breed. It should be as nearly perfect as possible; performing all gaits with animation, brilliance and extreme action at both ends. Performance is paramount in these classes. Classes are judged on performance, presence, quality, manners, and conformation.

2. LADIES, JUNIOR EXHIBITORS, AMATEURS AND OWNERS. Manners are paramount in these classes but there is a difference in the way in which horses are judged in each.

a. LADIES. A Lady's horse should be outstanding in refinement and elegance with suitability of horse to rider taken into consideration. Expression is important and quality is a prime consideration. The execution of gaits should be performed with brilliance on command. The horse should walk and stand quietly. Classes are judged on manners, quality, presence, performance, and conformation.

b. JUNIOR EXHIBITORS. The Junior Exhibitor's horse should be mannerly, willing, and expressive with balanced action. The execution of gaits should be performed with brilliance on command. The horse should walk and stand quietly. Classes are judged on manners, performance, presence, quality, and conformation.

c. AMATEURS AND OWNERS. The Amateur's and Owner's horses can be a bit stronger and perform in a bolder manner. More action and animation are desired and less emphasis can be put on manners than in Ladies or Junior Exhibitor classes. Classes are judged on manners, performance, presence, quality, and conformation.

SB109 Championships.

1. Championship Classes are judged in the same manner as the qualifying classes. Horses to be stripped and judged on conformation in accordance with SB105. In stripped classes, Harness classes and In-Hand classes extremely low backed horses must be severely penalized.

2. Eligibility for all Championships must be uniform with all sections offered within each competition. Exception: competition management may limit the number of entries returning in the championships from the qualifying classes.

3. Nominations to be made on entry blank; or horses need not be nominated until ___ hours (time to be determined by competition management) before scheduled time for class. Names and descriptions of entries must be made in writing, signed by the exhibitor or his agent and given to the competition secretary.

SB110 Stakes.

A stake class may either be a qualifying class for the championship or the final competition for a particular section. If run as the final competition for a particular section, competition management must indicate in the prize list if exhibitors are required to "qualify" in order to compete by listing all eligible qualifying classes. Stake classes must be judged by the same specifications as the qualifying classes.

SB111 Special Rating Requirements.

See GR314 for classes that do not count toward the minimum number of classes and prize money required for a section's rating. NOTE: In the Saddlebred Division, Ladies' classes do count toward the rating even if a complementary class for Gentlemen is not offered.

SB112 Division of Classes.

1. It is required that under saddle classes of 25 or more entries and harness classes of 16 or more entries be divided into separate sections. It is recommended that under saddle classes of 21 or more entries be divided into separate sections. Classes should be divided by selecting every other number on the list of entries, sex, size of horse, or age of rider. If the class is divided by any other method than those listed above, such method must have been previously stated in the prize list. Both the method used to divide classes and the division of entries must be posted in the horse show office and announced over the PA system, or printed in the program.

2. If Junior Exhibitor classes are not offered, then junior exhibitors may enter Amateur or Ladies classes unless specifically prohibited in the prize list.

3. In a divided class, the prize money must be doubled and separate trophies and ribbons awarded. Notification of intent to divide must be made to exhibitors one hour prior to the start of the session.
4. ASR Kentucky Futurity and Kentucky Amateur Futurity In-Hand classes with 41 or more declared entries shall be divided as equally as possible into two sections. The division of entries must be posted in the competition office and announced over the public address system. No more than 12 entries from the sections shall be selected by the judges to return for a final class to be held at a morning, afternoon or evening performance, at least two days following the preliminary sections. All prize money will be awarded in the final class.
5. ASR National Three-Year-Old Futurity Five Gaited, Three Gaited and Three Gaited Park Pleasure classes with 25 or more declared entries shall be divided as equally as possible into two sections. The division of entries must be posted in the competition office and announced over the public address system. No more than 20 entries from the sections shall be selected by the judges to return for a final class to be held at a morning, afternoon or evening performance, at least two days following the preliminary sections. All prize money will be awarded in the final class.
6. ASR National Three-Year-Old Futurity and ASR Kentucky Futurity Fine Harness classes with 16 or more declared entries shall be divided as equally as possible into two sections. The division of entries must be posted in the competition office and announced over the public address system. No more than 15 entries from the sections shall be selected by the judges to return for a final class to be held at a morning, afternoon or evening performance, at least two days following the preliminary sections. All prize money will be awarded in the final class.

SB113 Scratches.

It is the responsibility of each exhibitor to officially scratch entries in any event in which they do not participate. Exhibitors who fail to officially scratch an entry two hours prior to the start of the session from a class that is subsequently divided shall be fined up to \$100 per horse per class, payable to the competition.

SUBCHAPTER SB-2 DESCRIPTION OF GAITS.

SB114 General.

1. The standard of excellence of the American Saddlebred is beauty, symmetry and balance. Balance features coordinated motion, with straight true folding action of the front legs with flexing hocks carried close together, producing a clean, rhythmic and fluid way of going. In addition, the American Saddlebred possesses animation, brilliance and extreme grace of movement.
2. UNDESIRABLE: Winging, interfering, traveling wide behind, mixing of gaits, shackled look and loss of form.

SB115 Walk.

Judging at the walk is based on manners, quality and natural action; it is not used as a rest period.

1. **FLAT WALK:** The flat walk should be an elastic, ground covering and collected four beat gait maintaining proper form and consistency in stride. It should be executed in a brisk manner that is compatible with the type of class. It should display the horse's good manners, type of stride and attitude. The flat walk is relaxed.
2. **ANIMATED WALK:** The animated walk is a highly collected gait, exhibiting much "primp" at a slow, regulated speed, with good action and animation. It should have snap and easy control. It can be either a two beat or four beat gait. It is performed with great style, elegance and airiness of motion.
3. **WALK (FOR HUNTERS).** A four beat gait, straight, true and flat-footed. Regular and unconstrained with good reach.

SB116 Trot.

1. The trot is a natural, two beat diagonal gait in which the front foot and the opposite hind foot take off from the ground in unison and land simultaneously. A balanced trot features coordinated motion with straight, true, shoulder motion of front legs, with flexing hocks carried close together. It is executed in a highly collected manner and should display the horse's athletic ability.

2. **PARK TROT:** The park trot in Three-Gaited and Fine Harness classes is executed in a highly collected manner, speed to be penalized. The horse's energy should be directed toward animation rather than speed.
3. **PARADE GAIT:** The parade gait is a collected trot at a maximum speed of five miles per hour. It displays the horse's athletic ability and animation.
4. **ROADSTER JOG-TROT:** The jog-trot is called to display the purity of the horse's gait. It is executed in a highly collected manner. The horse's energy should be directed toward animation rather than speed.
5. **WESTERN JOG-TROT:** The jog is primarily a Western Pleasure gait used for long distance riding. It should generate very little motion in the saddle with a minimum of control from the rider. The rate of speed is just beyond that of a flat walk and the action is free, easy ground covering and uniform.
6. **TROT (FOR HUNTERS):** A two beat gait, straight and regular. The trot should be mannerly, cadenced and balanced. It is to be performed at a medium speed with a free-moving, ground-covering stride, with the rider posting.
7. **GAITED TROT:** The trot of the Five-Gaited horse should show speed in form. The desired speed is the maximum rate at which the horse can trot while still maintaining proper form, control and balance.
8. **EXTENDED TROT:** The extended trot is faster, stronger and bolder; with a fuller extension of stride to obtain desired speed. It is executed in a highly collected manner.
9. **EXTENDED TROT (FOR HUNTERS):** A two beat gait that is bold, energetic, balanced and ground covering with definite lengthening of stride. This should result in an increase in speed without a sense of racing or scurrying. The mouth must remain light and the horse must demonstrate complete acceptance of control without resistance at all times.
10. **"SHOW YOUR HORSE":** At this command the driver has the privilege of showing the Fine Harness horse to its best advantage at the trot but speed will be penalized.
11. **ROAD GAIT:** The road gait trot is executed in a highly collected manner. It is faster, stronger and bolder than the jog-trot; with a fuller extension of stride to obtain desired speed.
12. **DRIVE ON:** When asked to drive on in Roadster classes the horse must show speed in form. The desired speed is the maximum rate at which a horse can trot while still maintaining proper form, control and balance.

SB117 Canter.

1. **Criteria.**
 - a. Canter is relatively slow, lofty and fluid with a definite three beat cadence. High action, a good way of going and proper collection are paramount. It is a restrained gallop in which two diagonal legs are paired, the single beat falls between the successive beats of the other two unpaired legs. The unpaired legs act independently—the foreleg with which the horse leads and its diagonal hind. The propulsion is in the hindquarters with the leading foreleg sustaining the concussion of the final third beat. There is a brief interval when all four feet are off the ground. It is an ambidextrous gait, executed on the lead which is toward the center of the ring to relieve stress and aid in balance (A lead is determined by which foreleg—right or left—sustains the concussion of the final third beat, after its diagonal hind leg started the propulsion of the first beat).
 - b. It is acceptable, although not encouraged, for the horse to have a bolder, strong canter in those classes where manners are not paramount or where speed at a qualifying gait is desired. Ease of control, rate of speed and collection may vary according to the class specifications.
 - c. Where manners are paramount, a slow, consistent rate of speed must be maintained with little obvious effort from the rider.
 - d. **CANTER (FOR HUNTERS):** A three beat gait, even, smooth, unhurried, correct and straight on both leads.
 - e. **HAND GALLOP:** The hand gallop is performed with a long, free, ground-covering stride. The amount of ground covered may vary between and among horses due to difference in natural length of stride. A decided lengthening of stride should be shown while the horse remains controlled, mannerly, correct and straight on both leads. The hand gallop is not a fast collected canter.
2. **LOPE:** The lope is the western version of the canter. It should be easy riding with good motion that is consistent and steady; neither too slow nor too fast and performed equally

well on either lead. It should give the appearance of being a comfortable gait with a definite three beat cadence that avoids trotting behind.

SB118 Slow Gait.

1. The slow gait was developed from the pace to be a four beat gait with each of the four feet contacting the ground separately. In the takeoff, the lateral front and hind feet start almost together but the hind foot contacts the ground slightly before its lateral forefoot.
2. The slow gait is a highly collected gait with most of the propulsion coming from the hindquarters, while the forequarters assist in the pull of the final beats. The slow gait is not a medium rack.
3. The slow gait is a restrained four beat gait, executed slowly but with true and distinct precision. Speed is to be penalized. It is high, lofty, brilliant and restrained denoting the style, grace and polish of the horse.

SB119 Rack.

1. The rack is a four beat gait in which each foot meets the ground at equal, separate intervals. It is smooth and highly animated, performed with great action and speed, in a slightly unrestrained manner. Desired speed and collection are determined by the maximum rate at which a horse can rack in form. Racking in form should include the horse remaining with a good set head. It should be performed by the horse in an effortless manner from the slow gait, at which point all strides become equally rapid and regular.
2. TO BE PENALIZED: Any tendency to become "trotty", "pacey" or "hitchy gaited".
3. In Pleasure classes, there is more emphasis on the way of going as a pleasure gait with only moderate speed required. Where manners are paramount, there is more emphasis on the ease by which it is performed by the rider.

SUBCHAPTER SB-3 PERFORMANCE, FINE HARNESS.

SB120 General.

The Fine Harness horse should possess all of the elegance and refinement of the ideal American Saddlebred and its energy should be directed toward animation rather than speed. It is shown with a full mane and tail.

SB121 Appointments.

Shown to an appropriate vehicle, preferably a small buggy with four wire wheels but without top. Light harness with blinkers, snaffle bit and overcheck are required.

SB122 Gait Requirements.

Horses are to enter ring at park trot. Qualifying gaits are animated walk, park trot, "show your horse". Exception: "show your horse" is not called for in Ladies, Junior Exhibitor, Amateur, Owners and Amateur Owners classes.

SB123 Line Up.

Entries are to stand quietly but shall not be required to back. They may be unchecked while lined up. An attendant may stand the entry on its feet but must remain at least two paces from the head when that entry is being judged. Only one standard riding crop is permissible for an attendant to carry.

SB124 Ring Attendants.

One attendant will be permitted to stand quietly inside the gate during any Ladies, Amateur, Owners, Amateur Owners or Junior Exhibitor class but must take no action that will affect the performance of any horse.

SB125 Awards.

Awards must be made from the line-up; entries must not be asked to retire to the end of the ring.

SB126 Classes Offered and Specifications.

Classes may be divided by sex. PROHIBITED: Stallions in Ladies and Junior Exhibitors classes.

1. OPEN, LIMIT, JUNIOR HORSE (Four Years Old & Under), THREE-YEAR-OLDS; TWO-YEAR-OLDS; MAIDEN; NOVICE. Exhibited at an animated walk; Park trot (speed to be penalized) and "show your horse", to stand quietly. Judged on performance, presence, qual-

ity, manners and conformation. JUNIOR CHAMPIONSHIP: Judged 75% on performance, presence, quality and manners; 25% on total conformation.

2. LADIES OPEN, LADIES AMATEUR ONLY. Shown at a park trot and an animated walk, to stand quietly. Judged on manners, quality, presence, performance and conformation. LADIES CHAMPIONSHIP: Judged 75% on manners, quality, presence and performance; 25% on total conformation.

3. JUNIOR EXHIBITOR; AMATEUR (Ladies and/or Gentlemen); OWNERS; AMATEUR OWNERS. Shown at a park trot and an animated walk, to stand quietly. Judged on manners, performance, presence, quality and conformation. CHAMPIONSHIPS: Judged 75% on manners, performance, presence and quality; 25% on conformation.

4. To be eligible for above Championships, horses must be entered, shown and judged in a qualifying class restricted in a similar manner, i.e., Ladies classes qualify for the Ladies Championship, Gentlemen's classes qualify for the Gentlemen's Championship and Junior Exhibitors classes qualify for the Junior Exhibitor Championship. If only an Amateur Championship is offered, horses are eligible if they have been entered, shown by an amateur and judged in the Ladies class or in any qualifying class having the same judging specifications.

5. GRAND CHAMPIONSHIP: To be eligible, horses must be entered, shown and judged in any other class in this section. Exhibited at an animated walk, park trot and "show your horse" (speed to be penalized); to stand quietly. Judged 75% on performance, presence, quality and manners; 25% on total conformation.

6. ASR TWO-YEAR-OLD, THREE-YEAR-OLD, FOUR-YEAR-OLD SWEEPSTAKES; ASR NATIONAL THREE-YEAR-OLD FUTURITY; ASR KENTUCKY FUTURITY (TWO-YEAR-OLDS); Exhibited at an animated walk; park trot (speed to be penalized) and "show your horse," to stand quietly. Judged on performance, conformation, presence, quality and manners.

7. UPHA FINE HARNESS CLASSIC AND CLASSIC CHAMPIONSHIP. Open to horses three years old and under. Shown at an animated walk; park trot (speed to be penalized) and "show your horse", to stand quietly. Judged on performance, presence, quality, manners and conformation. For information on holding UPHA Classics please contact United Professional Horsemen's Association, 4059 Iron Works Parkway, Suite #2, Lexington, Kentucky 40511, (859) 231-5070.

8. ASHA DRIVING CHALLENGE AND FINAL. (Drivers 17 years of age and under) To be shown and judged in accordance with SB126.3. For information regarding the qualification process or hosting classes, please contact the American Saddlebred Horse Association at 4083 Iron Works Parkway, Lexington, KY 40511, (859) 259-2742, www.saddlebred.com.

SUBCHAPTER SB-4 PERFORMANCE, FIVE-GAITED.

SB127 General.

The Five-Gaited Saddlebred should possess beauty, brilliance, elegance and refinement but its energy should be directed toward speed in an animated form. Entries shall be shown with a full mane and tail.

SB128 Appointments.

A double bridle consisting of snaffle and curb bits is preferred and must suit the horse. No horse shall be shown with a snaffle bit only, breast plate, tie-down or martingale (Exception: 2 Year Olds may be shown in a snaffle bridle with a running martingale when specified in the prize list and provided they compete separately against others using identical equipment). The saddle should be flat, English-type with leather or web girth. Informal dress for riders is required in morning and afternoon classes. Dark colored habit (with collars and lapels of same color) and accessories are appropriate for evening. Gaudy colors should be avoided. (See GR801)

SB129 Gait Requirements.

Qualifying gaits are animated walk, trot, slow gait, rack and canter.

SB130 Classes Offered and Specifications.

Classes may be divided by sex. PROHIBITED: Stallions in Ladies and Junior Exhibitor classes. To be shown at an animated walk, trot, slow gait, rack and canter.

1. OPEN, LIMIT, JUNIOR HORSE (Four-Year-Olds & Under), THREE-YEAR-OLDS; TWO-YEAR-OLDS; MAIDEN; NOVICE. Judged on performance, presence, quality, man-

ners and conformation. JUNIOR CHAMPIONSHIP: Judged 75% on performance, presence, quality and manners; 25% on total conformation.

2. LADIES OPEN, LADIES AMATEUR ONLY. Judged on manners, quality, presence, performance and conformation. LADIES CHAMPIONSHIP: Judged 75% on manners, quality, presence and performance; 25% on total conformation.

3. JUNIOR EXHIBITORS; AMATEURS (Ladies and/or Gentlemen); OWNERS; AMATEUR OWNERS. Judged on manners, performance, presence, quality and conformation. CHAMPIONSHIPS: Judged 75% on manners, performance, presence and quality; 25% on total conformation.

4. To be eligible for above Championships, horses must be entered, shown and judged in a qualifying class restricted in a similar manner, i.e., Ladies classes qualify for the Ladies Championship, Gentlemen's classes qualify for the Gentlemen's Championship and Junior Exhibitors classes qualify for the Junior Exhibitor Championship. If only an Amateur Championship is offered, horses are eligible if they have been entered, shown by an amateur and judged in the Ladies class or in any qualifying class having the same judging specifications. For specifications regarding stripping Championships refer to SB105 and SB109.

5. GRAND CHAMPIONSHIP: To be eligible horses must be entered, shown and judged in any other class in this section. Judged 75% on performance, presence, quality and manners; 25% on total conformation.

6. COMBINATION: Shown first to an appropriate four-wheeled vehicle at an animated walk and trot, then shown Under Saddle at an animated walk, trot, slow gait, rack and canter. Judged 50% on suitability for harness; 50% on saddle work with emphasis on trot. Entries to be driven with snaffle bit and separate overcheck. Prize list must specify whether driver/rider must be the same in both phases of the class.

7. ASR TWO-YEAR-OLD, THREE-YEAR-OLD, FOUR-YEAR-OLD SWEEPSTAKES; ASR NATIONAL THREE-YEAR-OLD FUTURITY: Judged on performance, conformation, presence, quality and manners. Entries are to be stripped. (Refer to Rules SB102 and SB105.)

8. UPHA FIVE-GAITED CLASSIC AND CLASSIC CHAMPIONSHIP. Open to horses three years old and under. Judged on performance, presence, quality, manners and conformation. For complete information on holding UPHA Classics please contact United Professional Horsemen's Association, 4059 Iron Works Parkway, Suite #2, Lexington, Kentucky 40511, (859) 231-5070.

SUBCHAPTER SB-5 PERFORMANCE, THREE-GAITED.

SB131 General.

The Three-Gaited Saddlebred should be the epitome of beauty, brilliance, elegance, refinement and expression. Its gaits are collected and its energy directed toward animation and precision. It is shown with a roached mane and tail. Two-Year-Olds may be shown with a full mane and tail. Roached or full tails are permitted.

SB132 Appointments.

A double bridle consisting of snaffle and curb is preferred and must suit the horse. No horse shall be shown with a snaffle bit only, breast plate, tie-down or martingale (Exception: 2 Year Olds may be shown in a snaffle bridle with a running martingale when specified in the prize list and provided they compete separately against others using identical equipment). The saddle should be flat, English-type with leather or web girth. Informal dress for riders is required in morning and afternoon classes. Formal attire or dark colored habit (with collars and lapels of same color) and accessories are appropriate for evening. Gaudy colors should be avoided. (See GR801)

SB133 Gait Requirements.

To be shown at an animated walk, park trot and canter.

SB134 Classes Offered and Specifications.

PROHIBITED: Stallions in Ladies and Junior Exhibitor classes. Quality, animation and expression are important.

Classes may be divided according to:

- a. Sex—Mares, Stallions/Geldings.
- b. Height—Over 14.2 hands and not exceeding 15 hands.
- c. 15.2 hands and under.
- d. Over 15.2 hands.

1. OPEN; LIMIT; JUNIOR HORSE (Four-Year-Olds & Under); THREE-YEAR-OLDS; TWO-YEAR-OLDS; MAIDEN; NOVICE. Judged on performance, presence, quality, manners and conformation. JUNIOR CHAMPIONSHIP: Judged 75% on performance, presence, quality and manners; 25% on total conformation.
2. LADIES OPEN, LADIES AMATEUR ONLY. Judged on manners, quality, presence, performance and conformation. LADIES CHAMPIONSHIP: Judged 75% on manners, quality, presence and performance; 25% on total conformation.
3. JUNIOR EXHIBITORS, AMATEURS (Ladies and/or Gentlemen); OWNERS; AMATEUR OWNERS. Judged on manners, performance, presence, quality and conformation. CHAMPIONSHIPS: Judged 75% on manners, performance, presence and quality; 25% on total conformation.
4. To be eligible for above Championships, horses must be entered, shown and judged in a qualifying class restricted in a similar manner, i.e., Ladies classes qualify for the Ladies Championship, Gentlemen's classes qualify for the Gentlemen's Championship and Junior Exhibitor classes qualify for the Junior Exhibitor Championship. If only an Amateur Championship is offered, horses are eligible if they have been entered, shown by an amateur and judged in the Ladies class or in any qualifying class having the same judging specifications. For specifications regarding stripping Championships refer to Rules SB105 and SB109.
5. GRAND CHAMPIONSHIP: To be eligible, horses must be entered, shown and judged in any other class in this section. Judged 75% on performance, presence, quality and manners; 25% on total conformation.
6. COMBINATION: Shown first to an appropriate four-wheeled vehicle at an animated walk and park trot, then to be shown Under Saddle at a walk, park trot and canter. Prize list must specify whether driver/rider must be the same in both phases of class. Entries to be driven with liverpool bit with side check. Judged 50% on suitability for harness; 50% on saddle work with emphasis on trot.
7. ASR TWO-YEAR-OLD, THREE-YEAR-OLD, FOUR-YEAR-OLD SWEEPSTAKES; ASR NATIONAL THREE-YEAR-OLD FUTURITY: Judged on performance, conformation, presence, quality, and manners. Entries are to be stripped. (Refer to Rules SB102.2 and SB105.)
8. UPHA THREE-GAITED CLASSIC AND CLASSIC CHAMPIONSHIP. Open to horses three years old and under. Judged on performance, presence, quality, manners and conformation. For complete information on holding UPHA Classics please contact United Professional Horsemen's Association, 4059 Iron Works Parkway Suite #2, Lexington, Kentucky 40511, (859) 231-5070.

SUBCHAPTER SB-6 PLEASURE—GENERAL.

SB135 Introduction.

The Pleasure Horse should be a typical Saddlebred with quality, style, presence and suitable conformation; prompt, comfortable gaits; giving the distinct impression it is an agreeable mount to ride. Easy, ground-covering action is desired. Manners and suitability as a Pleasure mount are paramount. Special emphasis is placed on a true, flat walk. Transitions from one gait to another should be smooth and effortless. TO BE PENALIZED: Laboring action; pulling, tossing head; going sideways and tail-switching.

SB136 Ineligibility.

1. Horses shown in any class in the Saddlebred Division other than In-Hand classes are ineligible to show in a Saddlebred Pleasure Horse class at the same competition. Saddlebred Pleasure Horses may, however, enter any class in other Divisions for which they are qualified (*see chart at the same competition*). Horses shown by a professional in any class *in the Saddlebred Division* are ineligible to compete in American Saddlebred Pleasure Horse classes at the same competition. (Exception: Horses showing in Saddlebred Pleasure In-Hand, Model Classes, American Saddlebred Country Western Pleasure Classes and Hunter Country Pleasure Classes may be shown by a professional in an open breed class and then shown by an amateur in American Saddlebred Pleasure Horse Classes at the same competition. See also SB154.5 and SB159.4.)

BOD 1/17/10 Effective 4/1/10

2. Cross entering at the same competition is prohibited between Show Pleasure and Country Pleasure; Three-Gaited Pleasure and Five-Gaited Pleasure.

SB137 Appointments, Tails.

Entries must be shown with a full mane and tail. Tails must not be gingered or put in any device (i.e., tailset, bustle or brace) which alters their carriage while on the grounds. Exception: Horses showing in the Show Pleasure division may wear tailsets or bustles, but may not show with the tail tied or braced, and unset tails will not be penalized. The fact that a horse's tail has once been set does not exclude participation.

SB138 Artificial Appliances.

The use of artificial appliances or devices such as chains, shackles, rubber bands, blinkers (except when driving) or blindfolds are prohibited on the grounds before or during a competition. Any animal with prohibited equipment must be disqualified from further competition and forfeit all entry fees and winnings. The use of protective equipment such as non-weighted bell boots, shin boots, etc., is allowed on the grounds and in the warm-up areas prior to entering the competition ring.

SB139 Showing.

Classes are open only to mares and/or geldings. Stallions are prohibited except in Weanling and Yearling In-Hand. Horses are to be shown by an Amateur or by a Junior Exhibitor. Amateur and Junior Exhibitors shall not compete in the same class except in restricted classes and Championships and at competitions where there are insufficient entries to fill two classes.

SB140 Specialty Classes.

Model, Side Saddle, Antique Carriage with Period Costume, etc., classes may be offered for both Show and Country Pleasure (which may be shown together, provided the prize list so states). Classes for Jumpers, Dressage, etc., may be offered and shown under the rules of that particular (USEF) division.

SB141 In-Hand Classes.

1. In-Hand classes for Pleasure Horses are encouraged.
2. Ungelded colts are permitted only in Weanling and Yearling classes.
3. Weanlings and Yearlings must be shown barefoot. Two-Year-Olds and older should be shod to conform with Show Pleasure or Country Pleasure rules. PROHIBITED: Curb bits on Weanlings and Yearlings.
4. Entries are to be led into the ring and shown in bridle or halter, without quarter boots, blinkers, blindfolds or other appliances. Only two Amateur/Juvenile attendants per animal are permitted. They must be neatly attired with clean, well-fitted conservative clothes. Entries must stand squarely on all four feet with the front legs perpendicular to the ground. Rear legs may be placed slightly back but the handler may be asked to move hind legs up under the animal for inspection.
5. Judged 50% on conformation and finish; 50% way of going and natural action (Refer to SB177).

SB142 Division of Classes.

1. Classes may be divided according to:
 - a. Sex or age of horse.
 - b. Height—over 15.2 hands; 15.2 hands and under; 14.2 hands and under. Entries 14.2 hands and under must possess a valid measurement card or form, the measurement to be done as per SB198.3.
 - c. Sex or age of rider.
 - d. With or without Championships.
2. Recommended are Maiden, Novice, Limit, Junior (Four-Year-Olds & Under), Owners classes in all classifications and Amateur-Owner-Trainer (open to horses that have not had professional training 90 days prior to competition).

SB143 Headers.

One attendant without whip is permitted to head each horse during the line up in driving classes for both Country Pleasure and Show Pleasure. The header may stand the entry on its feet and then must stand three paces back from the horse and is only allowed to touch the horse for safety purposes. It is imperative that the horse stand quietly and back readily.

SUBCHAPTER SB-7 ENGLISH SHOW PLEASURE.

SB144 General.

1. The English Show Pleasure horse generally has less animation than the Three-Gaited, Five-Gaited and Fine Harness Performance horse but should be alert and responsive. High, natural, free-moving action is desirable. Laboring action due to excessive weight of shoes or length of foot is penalized.
2. Entries must be shown with full mane and tail. Horses showing in the English Show Pleasure division may wear tailsets or bustles, but may not show with the tail gingered, tied or braced, and unset tails will not be penalized. Braids and inconspicuously applied hair in mane and tail are permitted. Shoe bands and pads are permitted. Quarter boots are permitted only in Five-Gaited classes.

SB145 Appointments.

Entries must be penalized for incomplete appointments but not necessarily disqualified.

1. English Equipment: A full bridle, pelham or curb, any English-type saddle. For rider, informal attire with coat and hat or protective headgear. Gaudy colors should be avoided. Prohibited: A single snaffle, hackamore, martingale or tie-down.
2. Driving: Entries to be shown with driver only to a two-wheeled jog cart. Light harness with blinkers, snaffle and separate overcheck bit is required. Driver to dress conservatively (not period attire). (See GR801)

SB146 Gait Requirements.

To be shown at a flat walk, trot and canter plus slow gait and rack in Five-Gaited classes. In Driving classes, the gaits are flat walk, trot and extended trot.

SB147 Judging.

Manners and suitability as a Pleasure mount are paramount. Transitions from one gait to another should be smooth and effortless. Light contact with the horse's mouth must be maintained. Special emphasis is placed on a true flat walk. Entries must stand quietly and back readily in the line-up. **TO BE PENALIZED:** Pulling, head tossing, laboring action, going sideways and tail-switching.

SB148 Classes Offered and Specifications.

1. **THREE-GAITED ENGLISH SHOW PLEASURE.** Shown at a flat walk, trot and canter. Judged 75% on manners, performance, presence and quality; 25% on total conformation.
2. **FIVE-GAITED SHOW PLEASURE.** Shown at a flat walk, trot, slow gait, rack at moderate speed and canter. Judged 75% on manners, performance, presence and quality; 25% on total conformation.
3. **DRIVING SHOW PLEASURE.** Shown to a two-wheeled jog cart with driver only. Shown at a flat walk, trot and extended trot, speed to be penalized. Light harness with snaffle and separate overcheck bit is required. Judged 75% on manners, performance, presence and quality; 25% on total conformation.
4. **ASHA DRIVING CHALLENGE AND FINAL.** (Drivers 17 years of age and under) To be shown and judged in accordance with SB148.3. For information regarding the qualification process or hosting classes, please contact the American Saddlebred Horse Association at 4083 Iron Works Parkway, Lexington, KY 40511, (859) 259-2742, www.saddlebred.com.

SUBCHAPTER SB-8 ENGLISH COUNTRY PLEASURE.

SB149 General.

1. The English Country Pleasure horse may be less showy than the Show Pleasure horse but should still be typical of the breed. Easy, ground covering action is desired. As in all Saddlebred sections, the best quality specimens of the breed should prevail.
2. English Country Pleasure horses must be plain shod. Permissible as plain shod shall be a shoe (inclusive of caulks), which may be thicker at the heel and may include toe clips and side clips. Also permissible is an eggbar shoe. Not permissible as plain shod: bands, bars, pads of any kind, wedges, lead, springs, any attachment that extends below the bottom of the shoe, and any foreign substance not specified as permissible. The sole and entire frog of the foot must be visible. Any animal with prohibited shoeing must be disquali-

fied from further competition at that competition and forfeit all entry fees and winnings. Quarter boots are permitted only in Five-Gaited classes.

3. Entries must be shown with full mane and tail. Tails must not be gingered or put in any device (i.e., tailset, bustle or brace) which alters their carriage while on the grounds. The fact that a horse's tail has once been set does not exclude participation. Braids and artificial manes are prohibited. Inconspicuously applied hair in the tail is permitted.

SB150 Appointments.

Entries must be penalized for incomplete appointments but not necessarily disqualified.

1. English Equipment: A full bridle, pelham or curb, English-type saddle. (No forward seat saddles allowed.) For rider, informal saddle seat attire with coat and hat or protective headgear. Gaudy colors should be avoided. Prohibited: A single snaffle, hackamore, martingale, or tie-down.

2. Driving: Entries to be shown to a two-wheeled jog cart with driver only. Light show harness, blinkers, overcheck with separate overcheck bit or sidecheck (separate sidecheck bit is optional) and snaffle bit (straight or jointed). Driver to dress conservatively (not period attire).

SB151 Gait Requirements.

To be shown at a flat walk, trot, extended trot and canter; plus slow gait and rack in Five-Gaited classes. In Driving classes, the gaits are a flat walk, trot and extended trot.

SB152 Judging.

Manners and suitability as a pleasure mount are paramount. Transitions from one gait to another should be smooth and effortless. Horses must be obedient with prompt transitions. Special emphasis is placed on a true, flat walk. Entries must be asked both ways of the ring to halt and stand quietly on the rail. Horses must stand quietly and back readily in the lineup. TO BE PENALIZED: Pulling, head tossing, laboring action, going sideways and tail-switching.

SB153 Classes Offered and Specifications.

1. THREE-GAITED, ENGLISH COUNTRY PLEASURE. Shown at a flat walk, trot, extended trot and canter. Judged 75% on manners, performance, presence and quality; 25% on total conformation.

2. DRIVING COUNTRY PLEASURE. Shown to a suitable two-wheeled jog cart with driver only. Light show harness, blinkers, overcheck with separate overcheck bit or sidecheck (separate sidecheck bit is optional) and snaffle bit (straight or jointed). Driver to dress conservatively (not period attire). Shown at a flat walk, trot and extended trot, speed to be penalized. Judged 75% on manners, performance, presence and quality; 25% on total conformation. During any workout, headers are permitted for those not participating on the rail.

3. FIVE-GAITED COUNTRY PLEASURE. Shown at a flat walk, trot, extended trot, slow gait, rack at moderate speed and canter. Judged 75% on manners, performance, presence and quality; 25% on total conformation.

4. ENGLISH TRAIL. Shown over and through a minimum of five obstacles and at a flat walk, trot and canter on a reasonably loose rein without undue restraint. Judged 75% on manners, performance, presence and quality; 25% on total conformation.

5. ENGLISH PAIRS. Shown at a flat walk, trot and canter. Judged 75% on manners, performance, presence, quality and conformation; 25% on uniformity and neatness of attire.

6. COMBINATION. Shown in harness as a driving horse and Under Saddle as a Three-Gaited horse, English Equipment. Change of equipment to be made in the ring. Each phase of the competition to count 50%. Prize list to specify whether driver and rider must be same in both phases of the class.

7. VERSATILITY. Shown with Western Equipment at a flat walk, jog-trot and lope both ways of the ring. Then shown with English Equipment at a flat walk, trot, extended trot and canter both ways of the ring. Change of equipment for both horse and rider to be made in the ring. Each phase of the competition to count 50%. Prize list to specify whether riders must be the same in both phases of the class.

SUBCHAPTER SB-9 WESTERN.

SB154 General.

1. In Western Equipment and Trail classes, a less elevated head carriage should not be penalized. The Western Equipment horse should have more substance, especially in the quarters, be close-coupled and have well-defined withers. As in all Saddlebred divisions, the best quality specimens of the breed should prevail.
2. Western Country Pleasure horses must be plain shod. Permissible as plain shod shall be a shoe (inclusive of caulks), which may be thicker at the heel and may include toe clips and side clips. Also permissible is an eggbar shoe. Not permissible as plain shod: bands, bars, pads of any kind, wedges, lead, springs, any attachment that extends below the bottom of the shoe, and any foreign substance not specified as permissible. The sole and entire frog of the foot must be visible. Any animal with prohibited shoeing must be disqualified from further competition at that competition and forfeit all entry fees and winnings.
3. Entries must be shown with full mane and tail. Tails must not be gingered or put in any device (i.e., tailset, bustle or brace) which alters their carriage while on the grounds. The fact that a horse's tail has once been set does not exclude participation. Braids and artificial manes are prohibited. Inconspicuously applied hair in the tail is permitted.
4. If bridles are to be checked, it is the sole responsibility of the judge(s) to do so. The judge may designate the steward to check bridles at the out gate. Riders must dismount.
5. Notwithstanding SB136, professionals may compete in a Western Country Pleasure Prospect Class. In addition, professionals may compete in one designated Open Western Country Pleasure class provided two additional Western classes restricted to amateurs are offered at the same competition. Any such designated class must be scheduled prior to classes restricted to amateurs.

SB155 Appointments.

ENTRIES MUST BE PENALIZED FOR INCOMPLETE APPOINTMENTS BUT NOT NECESSARILY DISQUALIFIED.

1. Western Equipment. Inconspicuously applied rubber bands may be used to keep the forelock in place. Riders shall wear Western hat, long sleeved shirt and/or jacket with a collar and a necktie, kerchief or bolo tie, bow tie, peddle-tie, rosette-tie, or pin used as a tie; trousers or pants (or one piece equestrian suit is acceptable provided it includes a collar and cuffs). Chaps, shotgun chaps or chinks and boots are required. A vest, coat or sweater may be worn. Protective headgear with harness is optional in all classes (refer to GR801), not required to be of Western style. Spurs are optional. Whips are prohibited except in side saddle classes.
 - a. A side saddle rider must wear an apron of closed or button type with belt under loops. It is suggested that an apron with waistband cut the same as chaps and double thickness is used in classes where chaps are required.
 - b. Entries shall be shown with stock saddle but silver equipment will not count over a good working outfit. A side saddle shall be considered legal equipment. Tapaderos are prohibited. Hobbles and riata are not required.
 - c. There shall be no discrimination against any standard Western bit. A standard Western bit is defined as having a shank with a maximum length overall of 8 1/2". The mouthpiece will consist of a metal bar 5/16" to 3/4" in diameter as measured one inch in from the shank. The bars may be inlaid but must be smooth or latex wrapped. Nothing may protrude below the mouthpiece (bar) such as extensions, prongs or rivets designed to intimidate the horse. Rollers attached to the center of the bit are acceptable, and may extend below the bar. Jointed mouthpieces are acceptable and may consist of two or three pieces and may have one or two joints. A three-piece mouthpiece may include a connecting ring of 1 1/4" or less in diameter or a connecting flat bar of 3/8" to 3/4" (measured top to bottom with a maximum length of 2"), which lies flat in the mouth, or a roller or port as described herein. The port must be no higher than 3 1/2" maximum with roller(s) and covers acceptable. Jointed mouthpieces, half-breeds and spade bits are standard. Slip or gag bits, rigid donut mouthpieces and flat polo mouthpieces are prohibited. Roping bits with both reins connected to a single rein at center of cross bar shall not be used. Reins must be attached to each shank. Any rein design or other device which increases the effective length and thereby the leverage of the shank of a standard western bit is prohibited. Anything that alters the intended use of the

equipment as provided for in the description of appointments for a given class is considered to be an artificial appliance.

d. Standard snaffle bits are permitted in any class on horses four years old and under that have never been shown in any Western event in a curb bit bridle. A standard snaffle bit is defined as a center jointed single, rounded, unwrapped smooth mouthpiece of 5/16" to 3/4" diameter metal as measured from ring to 1" in from the ring with a gradual decrease to the center of the snaffle. The rings may be from 2" to 4" outside diameter of either the loose type, eggbutt, dee or center mounted without cheeks. If a curb strap is used it must be attached below the reins.

e. Hackamores are permitted in any class on horses four years old and under that have never been shown in any Western event in a curb bit bridle. A hackamore includes a bosal rounded in shape and constructed of braided rawhide or leather and must have a flexible nonmetallic core attached to a suitable headstall. Attached reins may be of hair, rope or leather. No other material of any kind is to be used in conjunction with a bosal, i.e., steel, metal or chains (Exception: smooth plastic electrical tape is acceptable)

f. Curb chains and leather chinstraps may be used but must be flat and at least 1/2" in width and lie flat against the jaws of the horse. No wire, rawhide, metal or other substance can be used in conjunction with or as part of the leather chinstrap, or curb chains. Rounded, rolled, braided or rawhide curb straps are prohibited. A light lip strap is permissible. Hackamore bits, bosals, cavesson type nosebands, martingales and tiedowns are prohibited. A judge does not have the authority to add or to remove any of the standard equipment as specified above.

g. A snaffle or hackamore horse is not more than four years old and must never have been shown in any western event in a bridle. Rider may use both hands. Both hands must be visible to the Judge. Horses may not switch from a curb bit to a snaffle or hackamore.

SB156 Gait Requirements.

To be shown at a flat walk, jog-trot, and lope on a reasonably loose rein without undue restraint (ridden with one hand on reins, refer to Rules SB158.1 and SB155).

SB157 Judging.

Manners and suitability as a pleasure mount are paramount. Transitions from one gait to another should be smooth and effortless. Horses must be obedient with prompt transitions. Special emphasis is placed on a true, flat walk. Entries must be asked both ways of the ring to halt and stand quietly on the rail. Horses must stand quietly and back readily in the lineup. **TO BE PENALIZED:** Pulling, head tossing, laboring action, going sideways and tail-switching.

SB158 Classes Offered and Specifications.

1. WESTERN COUNTRY PLEASURE. (Open, Amateur, Maiden, Novice, Limit, Mares, Geldings, Junior Horse, OTR, Ladies, Gentlemen, Junior Exhibitor.) To be shown at a flat walk, jog- trot, lope. To stand quietly and back readily. Only one hand may be used on reins and hands must not be changed except to negotiate an obstacle in a Trail Horse Class. The rider's hand is to be around reins. When end of split reins fall on side of reining hand, one finger between reins is permitted. When using romal or when ends of split reins are held in hand not used for reining, no finger between reins is allowed. Rider may hold romal or end of split reins to keep them from swinging and to adjust the position of the reins provided it is held with at least 16" of rein between the hands. To be judged on manners, performance, quality and conformation.

2. WESTERN COUNTRY PLEASURE PROSPECT. Open only to horses competing during their first or second competition years as Western Country Pleasure horses, according to the records of the American Saddlebred Horse Association. May be shown by a professional, amateur, or junior exhibitor. Hackamores and snaffle bits are permitted. To be shown at a flat walk, jog- trot, and lope. To stand quietly and back readily. Only one hand may be used on reins (two hands are permitted for Hackamores and snaffle bits) and hands must not be changed. The rider's hand is to be around reins. When end of split reins fall on side of reining hand, one finger between reins is permitted. When using romal or when ends of split reins are held in hand not used for reining, no finger between reins is allowed. Rider

may hold romal or end of spilt reins to keep them from swinging and to adjust the position of the reins provided it is held with at least 16" of rein between the hands. To be judged on manners, performance, quality and conformation.

3. WESTERN COUNTRY PLEASURE CHAMPIONSHIP (Open, Amateur, Junior Exhibitor). To be eligible, horse must have been entered, shown and judged in a designated qualifying class. To be shown at a flat walk, jog-trot and lope on a reasonably loose rein without undue restraint (ridden with one hand on reins, refer to Rules SB158.1 and SB155). To stand quietly and back readily. To be judged on manners, performance, quality and conformation.

4. WESTERN SHOW PLEASURE. Shown at a flat walk, jog-trot and lope and ridden with one hand on the reins. (See SB158.1 and SB155). Judged 75% on manners, performance, presence and quality; 25% on total conformation.

5. SADDLE & BRIDLE'S SHATNER WESTERN PLEASURE CLASS. Shown at a flat walk, jog trot and lope on a reasonably loose rein without undue restraint (ridden with one hand on reins, refer to SB158.1 and SB155). Judged 75% on manners, performance, presence and quality; 25% on total conformation. A minimum of three horses must be entered, shown, and judged in order to be an official Shatner qualifying class for the finals. The Show committee must previously state in the prize list, if they intend to use Saddle & Bridle's Shatner Western Pleasure Class as a qualifier and this class cannot be the sole qualifying class for the competition's championship. One Shatner qualifying class first place ribbon eliminates that horse from further competition in qualifying classes that season. For permission to offer this class and complete details, contact "Saddle & Bridle Magazine," 375 North Jackson Avenue, St. Louis, MO 63130.


6. SADDLE & BRIDLE'S WORKING WESTERN PLEASURE CLASS. To be shown at a flat walk, jog trot and lope on a reasonably loose rein without undue restraint (ridden with one hand on reins, refer to SB158.1 and SB155) Judged 50% on manners, presence, conformation and quality while working on the rail, 50% on ability to complete the working portion of the class. The working portion of this class shall consist of four or five obstacles (See WS121 and WS125 for obstacles) to be traversed as a course. After three refusals an entry must skip to the next obstacle. At all times entry must exhibit appropriate manners and horsemanship. A minimum of three horses must be entered, shown, and judged in order to be an official Working Shatner qualifying class. The top three ribbon winners in a qualifying class during the qualifying season are eligible to compete at the finals. There is no limit to the number of times an entry may qualify for the finals. For permission to offer this class and complete details, contact "Saddle & Bridle Magazine," 375 North Jackson Avenue, St. Louis, MO 63130.

7. WESTERN TRAIL. Shown over and through a minimum of five obstacles and at a flat walk, jog-trot and lope on a reasonably loose rein without undue restraint (ridden with one hand on reins, refer to SB158.1 and SB155). Judged 75% on manners, performance, presence and quality; 25% on total conformation.

8. WESTERN PAIRS. Shown at a flat walk, jog-trot and lope (ridden with one hand on reins, refer to SB158.1 and SB155). Judged 75% on manners, performance, presence, quality and conformation; 25% on uniformity and neatness of attire.

9. VERSATILITY. Shown with Western Equipment at a flat walk, jog-trot and lope both ways of the ring. Then shown with English Equipment at a flat walk, trot, extended trot and canter both ways of the ring. Change of equipment for both horse and rider to be made in the ring. Each phase of the competition to count 50%. Prize list to specify whether riders must be the same in both phases of the class.

Illustrations depicting the acceptable and unacceptable headsets for an American Saddlebred competing in Western Pleasure


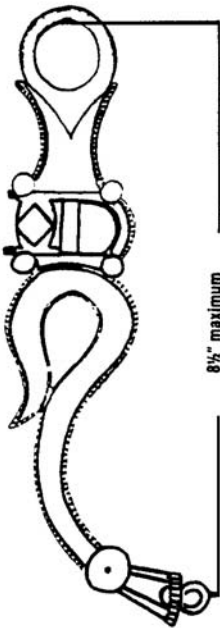


SB-SADDLEBRED

	GOOD	MINOR FAULTS	MAJOR FAULTS	ELIMINATION
WALK	Ground covering Flat footed Good attitude	Slow Disinterested Not attentive	Nervous Jogging not walking	
JOG	Easy riding Free action Consistent Steady	Too slow Too fast	Not performing a two-beat jog Failing to jog both front and back Hard or rough righing	
LOPE	Easy riding Good motion Consistent Steady	Too slow Too fast	Wrong lead Pulling Not performing a three-beat lope Hard or rough riding	
BACK	Proper flexion Readily responsive Back in straight line	Hesitant Not backing straight	Throwing head Gaping mouth Pulling, not backing Rearing	
GENERAL	Smooth Steady Easy riding Proper flexion and balance Good attitude	Over or under flexion Sour ears Switching tail Inconsistent speed Out of balance Poll too high or too low to throw horse out of balance Improper or incomplete appointments	Throwing head Bad mouth Consistent bumping of the bit Gaping mouth Bleeding mouth Kicking Consistent breaking of gaits Obvious schooling	Two hands on reins (exception: snaffle/hackamore horses) Fingers between closed reins More than one finger between split reins Illegal equipment Riding with whip Lameness Fall of horse or rider Cueing horse in front of cinch
HALT	Standing quietly	Fidgeting Moving slightly	No halt	

*Eliminated entries are ineligible to receive an award regardless of the number of competitors in the class. However, eliminated entries that complete the qualifying class are eligible to participate in the championship unless the prize list specifically restricts entries in the championship to ribbon winners only. (See GR117)

SOME ACCEPTABLE CURB CHAINS



**CORRECT METHOD OF MEASURING
OVERALL BIT LENGTH. A VERTICAL LINE
FROM THE UPPER MOST PART OF HEADSTALL
SLOT TO THE REIN RING.**

SUBCHAPTER SB-10 HUNTER COUNTRY PLEASURE.

SB159 General.

1. The Saddlebred Hunter Country Pleasure Horse must give the distinct appearance of being a pleasure to ride and display a pleasurable and relaxed attitude. It should be in a generally longer frame than that of other Saddlebred Country Pleasure Horses. The neck should be carried lower and the head should be carried in a more relaxed manner with less bend at the poll. High headed horses and horses behind the vertical must be penalized. As in all Saddlebred divisions, the best quality specimens of the breed should prevail.
2. Hunter Country Pleasure horses must be plain shod. Permissible as plain shod shall be a shoe (inclusive of caulks), which may be thicker at the heel and may include toe clips and side clips. Also permissible is an eggbar shoe. Not permissible as plain shod: bands, bars, pads of any kind, wedges, lead, springs, any attachment that extends below the bottom of the shoe, and any foreign substance not specified as permissible. The sole and entire frog of the foot must be visible. Any animal with prohibited shoeing must be disqualified from further competition at that competition and forfeit all entry fees and winnings.
3. Horses may show with a braided mane and tail. Horses may not be penalized for showing with a full, unbraided mane and tail. Tails must not be gingered or put in any device (i.e., tailset, bustle or brace) which alters their carriage while on the grounds. The fact that a horse's tail has once been set does not exclude participation. Artificial manes are prohibited. Inconspicuously applied hair in the tail is permitted.
4. Notwithstanding SB136, professionals may compete in a Hunter Country Pleasure Prospect Class. In addition, professionals may compete in one designated Open Hunter Country Pleasure class provided two additional Hunter classes restricted to amateurs are offered at the same competition. Any such designated class must be scheduled prior to classes restricted to amateurs.

SB160 Appointments.

Entries must be penalized for incomplete appointments but not necessarily disqualified.

1. Hunter Equipment and Attire: Hunter pleasure horses shall be shown with hunter-style equipment, including a forward or balance seat saddle and snaffle, pelham with two reins, kimberwicke bits or a full bridle (curb and snaffle). If a full bridle is used, it must be of hunter style and excessive length of curb shank shall be penalized. Breast plates are permissible, but martingales are prohibited. Attire shall be traditional hunter-style jacket, breeches or hunter jodhpurs, dark hunting cap, derby or protective headgear and appropriate boots. Tall dress or tall field boots are preferred as traditional. Paddock or jodhpur boots with matching half chaps are permitted, although not considered as traditional. A stock, choker or four in hand with any color shirt is correct. Shadbellies are prohibited. In all classes, gloves, hunter crop or bat, spurs and appointments are optional. Junior riders shall wear headgear with protective harness attached when mounted.

SB161 Gait Requirements.

To be shown at a walk, trot, extended trot, canter and hand gallop both ways of the ring. For safety reasons the judge may limit the number of horses to hand gallop at one time. *Entries must be asked both ways of the ring to halt and stand quietly on the rail.*

BOD 1/17/10 Effective immediately

SB162 Judging.

Manners and suitability as a pleasure mount are paramount. Transitions from one gait to another should be smooth and effortless. Horses must be obedient with prompt transitions. Special emphasis is placed on a true, flat walk. Entries must be asked both ways of the ring to halt and stand quietly on the rail. Horses must stand quietly (Hunter horses are not to be stretched) and back readily in the line-up. **TO BE PENALIZED:** Pulling, head tossing, laboring action, going sideways and tail-switching. For Hunter Country Pleasure Horses, competitors enter the ring in a counterclockwise direction at the trot. Light contact with the horse's mouth must be maintained at all gaits. Judges must consider the performance at each gait equally in adjudicating the class. Horses may show with a braided mane and tail. Horses may not be penalized for showing with a full, unbraided mane and tail.

SB163 Classes Offered and Specifications.

1. HUNTER COUNTRY PLEASURE. (All Ages, Ladies, Gentlemen, Adult Amateur, Juvenile, Maiden, Novice, Limit, Junior, Championship, or Stake.) To be shown at a walk, trot, extended trot, canter and hand gallop both ways of the ring. For safety reasons the judge may limit the number of horses to hand gallop at one time. *Entries must be asked both ways of the ring to halt and stand quietly on the rail.* To be judged on manners, performance, suitability as a Hunter, quality and conformation. In the line, horses must stand quietly with all four legs perpendicular to the ground. Horse shall be required to back readily in the line.

2. HUNTER COUNTRY PLEASURE PROSPECT. Open only to horses competing during their first or second competition years as Hunter Country Pleasure horses, according to the records of the American Saddlebred Horse Association. May be shown by a professional, amateur or junior exhibitor. To be shown at a walk, trot, extended trot, canter and hand gallop both ways of the ring. For safety reasons, the judge may limit the number of horses required to hand gallop at one time. *Entries must be asked both ways of the ring to halt and stand quietly on the rail.* To be judged on suitability as a Hunter, manners, performance, quality and conformation. In the line, horses must stand quietly with all four legs perpendicular to the ground. Horse shall be required to back readily in the line.

BOD 1/17/10 Effective immediately

3. SADDLE & BRIDLE'S HUNTER CLASSIC. To be shown at the walk, trot, extended trot, canter and hand gallop both ways of the ring. For safety reasons the judge may limit the number of horses to hand gallop at one time. Horses must be obedient with smooth and prompt transitions. Light contact with the horse's mouth is required. The horse should wear his head in a relaxed, natural manner. Horses are required to stop and back on the rail and also back readily in the line. In the line, horses must stand quietly with all four legs perpendicular to the ground. To be judged on manners, performance, suitability as a hunter, quality and conformation. It is recommended that a jump, not to exceed 2 feet, should be made available by show management and called for during the class, at the judge's discretion. Each show offering a Hunter Classic qualifying class must state the possibility of a jump in the show's prize list. A jump will be required at the Finals. Jump to count 30% with ease of execution judged. Two unsuccessful attempts are considered a refusal. A minimum of three horses must be entered, shown and judged in order to be an official qualifying class. The top three ribbon winners in a qualifying class during the qualifying season are eligible to compete at the finals. There is no limit to the number of times an entry may qualify for the finals. The Show committee must previously state in the prize list, if they intend to use Saddle & Bridle's Hunter Classic Class as a qualifier and this class cannot be the sole qualifying class for the competition's championship. For permission to offer this class and complete details, contact "Saddle & Bridle Magazine," 375 North Jackson, St. Louis, MO 63130.

SUBCHAPTER SB-11 PARK.**SB164 Description and Eligibility.**

1. The Saddlebred Park Horse should be stylish with finish and quality and well-mannered. The performance should be animated and graceful in all gaits.
2. Horses shown in any class of this division are ineligible to show in the Saddlebred Performance Division (i.e., Three-Gaited, Five-Gaited and Fine Harness) or the Saddlebred Pleasure Division at the same competition except they may show in In-Hand or Model classes.

SB165 Appointments.

A double bridle consisting of snaffle and curb is preferred and must suit the horse. No horse shall be shown with a snaffle bit only, breast plate, tie-down or martingale (Exception: 2 Year Olds may be shown in a snaffle bridle with a running martingale when specified in the prize list and provided they compete separately against others using identical equipment). The saddle should be flat, English-type with leather or web girth. Informal dress for riders is required in morning and afternoon classes. Formal attire or dark colored habit (with collars and lapels of same color) and accessories are appropriate for evening. Gaudy colors should be avoided. (See GR801)

SB166 Judging Procedure.

To be judged on performance, manners, presence, quality and conformation.

SB167 Gait Requirements.

To be shown at an animated walk or flat walk, trot and canter; plus slow gait and rack in Five-Gaited classes. In Fine Harness classes the gaits will be park trot and animated walk. Horses to stand quietly.

SB168 Classes Offered and Specifications.

1. Classes may be offered for horses with a roached mane and tail or horses with a full mane and tail but classes cannot be combined. Horses can have set or natural tails. PROHIBITED: Stallions in Ladies and Junior Exhibitor classes. Cross entering between Three- and Five-Gaited classes at the same competition, and cross entering between Park Pleasure Three-Gaited and any other Park class at the same competition.
2. OPEN; LADIES; JUNIOR EXHIBITOR; AMATEUR (Ladies and/or Gentlemen); OWNERS; AMATEUR OWNERS; and CHAMPIONSHIPS. Classes may be divided by:
 - a. Size of horse: 15.2 hands and under.
 - b. Over 15.2 hands.
 - c. Age of Rider.
 - d. Sex: Stallion, Gelding and Mare Classes.
3. THREE-GAITED PARK (Park Trimmed and/or Park Full Mane and Tail): Shown at a walk, trot and canter.
4. FIVE-GAITED PARK: Shown at a walk, trot, canter, slow gait and rack.
5. FINE HARNESS PARK: To be shown at an animated park trot (speed to be penalized) and an animated walk, to stand quietly.

SUBCHAPTER SB-12 PARK PLEASURE**SB169 Description and Eligibility.**

1. The Saddlebred Park Pleasure Horse should be stylish with finish and quality and well mannered. The performance should be animated and graceful at all gaits.
2. This section is open to professionals and amateurs. Horses shown in any class of this division are ineligible to show in the Saddlebred Performance Division (i.e. Three-Gaited, Five-Gaited, Fine Harness, and Park Horse) or the Saddlebred Pleasure and Country Pleasure divisions at the same show except they may show in In-Hand or Model classes. Classes in the Park Pleasure division are open to mares and geldings only.
3. Country Park Pleasure horses must be plain shod. Permissible as plain shod shall be a shoe (inclusive of caulks), which may be thicker at the heel and may include toe clips and side clips. Also permissible is an eggbar shoe. Not permissible as plain shod; bands, bars, pads of any kind, wedges, lead, springs, any attachment that extends below the bottom of the shoe, and any foreign substance not specified as permissible. The sole and entire frog of the foot must be visible. Any animal with prohibited shoeing must be disqualified from further competition at that competition and forfeit all entry fees and winnings.

SB170 Appointments.

A full bridle, pelham or curb, any English-type saddle. For rider, informal attire with coat and hat or protective headgear. Gaudy colors should be avoided. Prohibited: A single snaffle, hackamore, martingale or tie-down.

SB171 Judging Procedure.

To be judged on manners, performance, presence and quality and conformation. Country Park Pleasure horses must be obedient with prompt transitions and entries must be asked, both ways of the ring, to halt and stand quietly on the rail.

SB172 Gait Requirements.

1. Park Pleasure horses are to be shown at a flat walk, trot and canter.
2. Country Park Pleasure horses are to be shown at a true flat walk, a park trot, an extended trot, and canter.

SB173 Classes Offered and Specifications.

1. In Park Pleasure classes entries must be shown with a full mane and tail. Horses showing in the Park Pleasure division may wear tailsets or bustles, but may not show with the tail gingered, tied or braced and unset tails will not be penalized. The use of artificial appliances or devices such as chains, shackles, rubber bands, blinkers (except when driving) or blindfolds are prohibited on the grounds before or during the show. Any animal with prohibited equipment must be disqualified from further competition at that show and forfeit all entry fees and winnings.

2. PARK PLEASURE THREE-GAITED; OPEN, JUNIOR, THREE-YEAR-OLD, MAIDEN, NOVICE, LIMIT, AMATEUR: Shown at a flat walk, trot, and canter. Horses must stand quietly and back readily in the line-up. Judged 75% on manners, performance, presence and quality; 25% on total conformation.

3. PARK PLEASURE DRIVING; OPEN, JUNIOR, THREE-YEAR-OLD, TWO-YEAR-OLD, MAIDEN, NOVICE, LIMIT, AMATEUR: Shown to a two-wheeled jog cart with driver only. Shown at a flat walk, trot and extended trot, speed to be penalized. Light harness with blinkers, snaffle and separate overcheck is required. Horses are required to back. Judged 75% on manners, performance, presence and quality; 25% on total conformation.

4. UPHA THREE-YEAR-OLD PARK PLEASURE CLASSIC: Shown at a flat walk, trot and canter. Horses must stand quietly and back readily in the line-up. Judged 75% on manners, performance, presence and quality; 25% on total conformation. Horses showing in the Park Pleasure division may wear tailsets or bustles, but may not show with the tail gingered, tied or braced, and unset tails will not be penalized.

5. ASR TWO-YEAR-OLD, THREE-YEAR-OLD, FOUR-YEAR-OLD SWEEPSTAKES; ASR NATIONAL THREE-YEAR-OLD FUTURITY: Shown at a flat walk, trot, and canter. Horses must stand quietly and back readily in the line-up. Judged on manners, performance, conformation, presence, and quality. Entries are to be stripped. (Refer to SB102.2 and SB105.)

6. COUNTRY PARK PLEASURE THREE-GAITED; OPEN, JUNIOR, THREE-YEAR-OLD, MAIDEN, NOVICE, LIMIT, AMATEUR: Shown at a true flat walk, park trot, extended trot, and canter. Horses must be asked both ways of the ring to halt and stand quietly on the rail. Horses must stand quietly and back readily in the line up. Judged 75% on manners, performance, presence, and quality; 25% on total conformation.

SUBCHAPTER SB-13 IN-HAND AND MODEL.**SB174 In-Hand.**

General. These rules govern all classes where horses are shown In-Hand, including open and futurity classes. Special rules for showing in Pleasure In-Hand and Youth Showmanship classes apply.

SB175 Appointments.

1. Entries to be led in the ring and shown in bridle or halter without quarter boots, blinkers, blindfolds or other appliances. PROHIBITED: Curb bits and tail sets on weanlings and yearlings.

2. The use of artificial appliances or devices on weanlings and yearlings such as chains, shackles, rubber bands or blindfolds is prohibited on the grounds before or during a competition. Smooth, round leather straps will be allowed prior to entering the competition ring.

3. Blinker hoods with half cups mounted in the vertical position so as to allow forward vision are allowed on weanlings and yearlings prior to entering the competition ring.

4. Weanlings and yearlings must show with uncut, unset tails; tail sets and bustles worn on the competition grounds in preparation for the competition are expressly forbidden on weanlings. Bustles are permitted on yearlings.

5. Any entry with prohibited equipment must be disqualified and shall forfeit all entry fees and winnings at that competition.

SB176 Attendants.

Only two people per animal are permitted in the ring. Handlers and attendants must be neatly and appropriately dressed in clean and well-fitted clothes. Each may carry or use a whip not exceeding 6' including lash; the lash shall not have been altered in any way. It must be a standard whip of suitable style. Exception: a small empty paper bag, a small

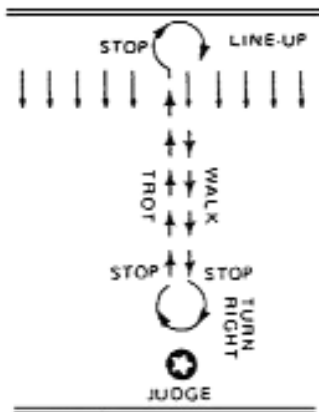
empty plastic bag or ribbons may be attached to the whip. The small empty bag may be used separately.

SB177 Judging Procedures.

1. Conformation and finish count 50% of the total score. All entries should be judged according to the standards for the ideal American Saddlebred type and conformation. Defects must be penalized. Way of going and natural action count 50% of the total score. All entries should be judged according to the standards for the walk and trot. Undesirable traits should be penalized.
2. All entries should enter the ring, one at a time, showing at the trot.
3. Entries are to be judged individually standing, then at a walk and trot on the lead.
4. Horses should stand squarely on all four feet with the front legs perpendicular to the ground. Rear legs may be placed slightly back, but the handler may be asked to move hind legs under the animal for inspection.
5. If the judge elects to have a second workout, all horses chosen for the workout should perform at a walk and trot on the lead.

SB178 Classes Offered.

In-Hand classes may include open and amateur divisions for: Weanlings (Colts and/or Fillies); Yearlings (Colts & Geldings and/or Fillies); Two-Year-Olds (Colts & Geldings and/or Fillies); Three-Year-Olds (Three-Gaited or Five-Gaited/Fine Harness Stallions & Geldings and/or Mares); Four-Year-Olds and over (Three-Gaited or Five-Gaited/Fine Harness Stallions & Geldings and/or Mares); Stallions Suitable to Get (Three-Year-Olds & Over); Sire & Get (Stallion to be shown with two or more of Get); Get of Sire (Two or more of get to be shown); Broodmares (may be divided into mares that have produced foals and mares that have been bred but have not produced); Broodmare and Foal; Dam and Produce (Mare to be shown with two or more of produce); Produce of Dam (two or more of produce to be shown).



SB179 Model.

1. Appointments and Attendants: Refer to SB175, SB176 and SB177.
2. Judging Criteria: Horses in Model classes are to be judged according to the standards for the ideal American Saddlebred type and conformation. Defects must be penalized. Entries in Model classes are to be judged on conformation and finish only and are not to be moved on the line; way of going is not to be considered.
3. Judging Procedures: Three-Gaited: Entries must have roached mane and tail and are to be led into the ring wearing bridle or halter, without quarter boots. Fine Harness and Five-Gaited: Entries must have full mane and tail and are to be led into the ring wearing bridle or halter, without quarter boots.
4. Special rules for showing in Pleasure Model classes apply. Refer to SB140.

SUBCHAPTER SB-14 YOUTH SHOWMANSHIP IN HAND.

SB180 Judging Criteria.

In Showmanship classes, the junior exhibitor is judged on his/her ability to present and show a horse in the ring to its greatest advantage in such a manner as to overcome any conformation faults. Judging is based on: 50%—Presentation of the horse and showmanship skills; 40%—Condition, grooming and fitting of the horse; 10%—Appearance and grooming of exhibitor.

SB181 Appointments.

1. Weanling—Leather show halter with matching lead strap.
2. Yearling—Leather show halter or snaffle bridle with matching lead strap. Prohibited: Curb bits on weanlings and yearlings.
3. Two-Year-Olds & Older—Double bridle or curb alone. If a double bridle is used, the snaffle rein may be removed. If the snaffle rein has not been removed, it should be placed over the horse's withers. The horse is led and presented with the curb rein only.
4. Only a riding whip is permitted, but no appendages such as plastic or ribbon may be used. Prohibited: Noise makers, clumps of grass, clickers, quarter boots, blinkers or other appliances.
5. Correct attire: Jodhpurs or neat, dark slacks, long-sleeved shirt, tie, boots and vest (of any material) or proper western or hunt dress; coats of any kind are prohibited; hats and gloves are optional. Clothes and person should be neat and clean. (See GR801)

SB182 Judging Procedures.

1. Entries should enter the competition ring at the gait requested and lead in the direction indicated by the ringmaster until asked to line up the horse for inspection. A distance of at least ten feet (about two horse lengths) should be maintained between entries, both in circling the ring and in the line-up.
2. The horse must stand squarely with weight distributed on all four feet, hooves pointed straight ahead and with the front legs perpendicular to the ground. The horse's feet may be moved by pulling/pushing on the lead rein as necessary, along with putting the hand on the shoulder and exerting pressure if required. To be penalized: Using a foot or a whip to move the horse's feet.
3. The handler should be positioned in front of the horse in such a way as to be able to see the animal and present a full view of the horse to the judge, being careful to stay out of the judge's way. The handler should observe both the horse and the judge at all times and not be distracted by persons or objects outside the ring.
4. The lead shank/rein should be held in the right hand about 12 to 24 inches from the halter or bit. The other end should be neatly held in the left hand. It is permitted to change hands if it is more convenient to put the horse in position or while showing to the judge.
5. The handler's body should be well-balanced so as to permit free movement and the proper presentation of the horse. Fluidity of motion and a flexible position to work the horse are essential.
6. When the judge is down the line or is looking at another entry, the handler should stand at the horse's head on the opposite side of the judge as much as possible. Instructions should be followed promptly and sharply. It is permitted to adjust or mildly correct the horse.

SB183 Workouts.

1. An acceptable standard pattern for the mandatory individual workout:
2. The handler should stand to the horse's left and move off on a loose rein if possible, leading from the left side. A light touch of the whip is permitted, if necessary. The horse should move out briskly and in a straight line. When moving away from the judge, the horse should be kept in line with the judge so the horse's movement can be observed. The horse should be brought to a complete stop at either end of the line before turning. The horse should be turned to the right, away from the handler, at the end of the line.
3. When the judge is observing other horses, the horse should stand reasonably well-posed. The handler should appear alert and showman like until the entire class has been placed and the judge has submitted his card.

4. The handler should be natural and avoid overshadowing, undue fussing and maneuvering, and respond promptly to requests from the judge or other officials. Courtesy and good sportsmanship should prevail at all times.

5. **TO BE PENALIZED:** Incorrect or dirty attire; poorly groomed and trimmed horses; incorrect or dirty equipment (i.e., keepers out, twisted cheek pieces, etc.); overuse of whips or reins; interfering with other exhibitors; overcoaching from outside the ring; exaggerated, stiff or rigid position; not following instructions. **NOTE:** 4-H regulations may differ from the above. If you are showing in 4-H Showmanship classes, please consult local 4-H rules.

SUBCHAPTER SB-15 GOLDEN.

SB184 General.

Classes restricted to Golden American Saddlebred horses shall be shown and judged under the general rules of the Saddlebred Division.

SB185 Specifications.

1. All horses must be shown with a full mane and tail except Weanlings and Three-Gaited horses which may be shown with a roached mane and tail.
2. The ideal body coat color shall be that of a gold coin. Acceptable individuals may have color variations either lighter or darker. Purity of color is desirable. The mane and tail should be white and the presence of dark hairs will lower the color score. White markings permitted only on the face and legs.

SUBCHAPTER SB-16 PARADE.

SB186 General.

The Parade horse should exhibit all the good Saddlebred conformation traits and be of sufficient size and substance to carry the rider's weight and Parade equipment easily. Entries may be of any color and are to be shown with a full mane and tail. Tail may be set.

SB187 Appointments.

Horses are to be shown with a western-type, decorative silver saddle and bridle. Breast plates, tapaderos and serapes may be used as additional appointments. **PROHIBITED:** Tie-down martingales, draw reins, boots and artificial color or markings.

SB188 Judging Procedure.

75% performance, manners, quality and conformation; 25% appointments of horse and rider. Desired characteristics are action, collection and brilliance. Conformation must be considered in Championship Classes. To be shown and judged under the rules of the Parade Horse Division (Federation Chapter PH). Exception: Stallions are prohibited in Ladies and Junior Exhibitor classes.

SB189 Gait Requirements.

1. The Parade Horse is shown at an animated walk and a parade gait, maximum speed being 5 MPH. There should be enough difference between the animated walk and parade gait to distinguish two separate gaits.
2. Horses may be asked to halt on the rail at any time during the performance part of the class to demonstrate willingness to stand.
3. Excessive speed, bad manners, bad mouth, not standing quietly and irregular gaits are undesirable.

SB190 Classes Offered.

Open, Ladies, Junior Exhibitor, Amateur (Ladies and/or Gentlemen), Owners, Amateur Owners, Pinto, Palomino/Golden, Solid Color other than Palomino/Golden and Championships.

SUBCHAPTER SB-17 ROADSTER.

SB191 General.

The Roadster should have good Saddlebred conformation and be shown with a full mane and tail. Tails must not be gingered or put in a tail brace or any other device. Wagon Roadsters will have more scale and height than Bike Roadsters.

SB192 Appointments.

In Bike and Under Saddle classes, exhibitors shall wear stable colors, cap and jacket to match. In Wagon classes, exhibitors shall wear a business suit with a hat of choice. The exhibitor's number must be worn on the driver's back. Protective headgear may be worn without penalty. (See GR801)

SB193 Equipment.

Roadsters shall be shown to a bike (or wagon) of good appearance and stability. Harness shall consist of bridles with square blinkers, snaffle bit and overcheck, breast collar with straight flaps, with traces made round with flat ends. Reins should be of tan leather and made round up to the handpieces. Quarter boots are optional.

SB194 Judging Procedures.

1. Roadsters must enter the ring clockwise at a jog-trot, then show at the road gait. On the reverse, to be shown at the jog-trot, road gait and then at speed. All three gaits must be considered.
2. Horses shall be shown on the rail at all times except when passing and should go to the far end on every corner without side-reining; should be light mouthed, capable of being taken up at any time, willing to walk and stand quietly when being judged in the center of the ring.
3. Judged on performance, speed, quality and manners. Exception: Manners are emphasized in Amateur and Junior Exhibitor classes.

SB195 Gait Requirements.

At all speeds, Roadsters should work in form; i.e., chins set and legs working beneath them, going collectedly. Animation, brilliance and competition ring presence should be evident working at the jog-trot and road gait. UNDESIRABLE: Long, sprawling front action, dragging or trailing hind legs and straddle-gaited action behind, all of which indicate imbalance. Pacey or mixed gait; pacing and racking on turns; or breaking and running on the turns shall be penalized.

SB196 Classes Offered.

Classes are offered for Amateurs, Junior Exhibitors, Open, Under Saddle and Championships. Under Saddle classes do not qualify for Bike/Wagon Championships. Classes may be offered for horses shown to a wagon.

SUBCHAPTER SB-18 SADDLEBRED-TYPE PONY.**SB197 General.**

Saddlebred-type ponies should resemble the Saddlebred as closely as possible and have the graceful trot and easy canter typical of the breed. They need not be registered with the American Saddlebred Registry. Classes shall follow the standards and specifications set forth in similar classes for Saddlebred horses.

SB198 Eligibility.

1. Ponies must be ridden by Junior Exhibitors; therefore, manners are paramount and the ponies should have agreeable attitudes.
2. Saddlebred-type Pony classes are restricted to mares and geldings 14.2 hands and under. The owner must possess a current USEF Measurement Card or a valid measurement form issued by the Federation. See GR503.
3. A Saddlebred-type pony must be measured in accordance with GR504-GR510. Ponies five years of age and under are eligible to compete in classes restricted to Saddlebred-type ponies if its height does not exceed the maximum after the thickness of the shoe and pad at the heel is deducted from the height indicated on its measurement card or valid measurement form to arrive at a truer height, as though barefoot. In order to obtain a permanent USEF measurement card Saddlebred-type ponies, if six years of age and over exceed 14.2 hands shod, must be presented for measurement unshod (note: for purposes of protection a 1/4" pad or plate may be nailed to the foot and then deducted from the official measurement).
4. Registered Saddlebred ponies may cross enter into the Saddlebred horse division only if there are no pony classes offered at that particular competition (including both USEF

licensed or non-licensed competitions), in which case, this will not affect its pony status for *the remainder of the* competition year. (See GR825) *If ownership is transferred with ASHA during the competition year horse/pony may be shown in either division according to the above. BOD 1/17/10 Effective 4/1/10*

5. Classes may be divided by age of rider or size of pony: a) 12.2 hands and under; b) over 12.2 hands and not exceeding 14.2 hands; c) with or without Championships.

SB199 Class Descriptions.

1. THREE-GAITED SADDLE PONY. To be shown at a walk, trot and canter. Judged on manners, performance, presence, quality and conformation.

2. FIVE-GAITED SADDLE PONY. To be shown at a walk, trot, slow gait, rack and canter. Judged on manners, performance, presence, quality and conformation.

3. FINE HARNESS PONY. To be shown at an animated park trot, (speed to be penalized) and at an animated walk; to stand quietly. Judged on manners, performance, presence, quality and conformation.

4. THREE-GAITED COUNTRY PLEASURE PONY. (English Equipment, Western Equipment). To be shown at a walk, trot or jog-trot, extended trot (for English Equipment) and canter or lope. Must stand quietly both on the rail and while lined up and back readily. Judged 75% on manners, performance, presence and quality; 25% on conformation and neatness of attire.

5. COUNTRY PLEASURE DRIVING PONY. To be shown to a suitable two or four-wheeled vehicle with appropriate harness with blinkers. Drivers under 14 years of age may be accompanied by an adult. To be shown at a flat walk, trot and extended trot (speed to be penalized). Must stand quietly both on the rail and while lined up and back readily. Quarter boots are prohibited. Judged on manners, performance, presence, quality and conformation.

SB-SADDLEBRED

CHAPTER SP SHETLAND PONY DIVISION

SUBCHAPTER SP-1 GENERAL QUALIFICATIONS.

- SP101 Eligibility.
- SP102 General Conformation.
- SP103 Soundness.
- SP104 Appointments.
- SP105 Attire.
- SP106 Judges.
- SP107 Height.
- SP108 Pairs and Tandems.

SUBCHAPTER SP-2 SHOWING PROCEDURE

- SP109 Division of Classes.
- SP110 Ladies', Amateurs', Junior Exhibitors' Classes.

SUBCHAPTER SP-3 HALTER.

- SP111 General.

SUBCHAPTER SP-4 MODERN HARNESS

- SP112 General.
- SP113 Tack.
- SP114 Class Specifications.

SUBCHAPTER SP-5 ROADSTER

- SP115 General.
- SP116 Tack.
- SP117 Attire.
- SP118 Class Specifications.

SUBCHAPTER SP-6 MODERN FORMAL PLEASURE

- SP119 General.
- SP120 Tack.
- SP121 Attire.
- SP122 Class Specifications.

SUBCHAPTER SP-7 MODERN COUNTRY PLEASURE

- SP123 General.
- SP124 Tack.
- SP125 Class Specifications.

SUBCHAPTER SP-8 CLASSIC

- SP126 Class Specifications.

SUBCHAPTER SP-9 UNDER SADDLE

- SP127 General.
- SP128 Class Specifications.

SUBCHAPTER SP-10 FORMAL COMBINATION


- SP129 Formal Combination Shetland Pony.

SUBCHAPTER SP-11 FANCY TURNOUT

- SP130 General.
- SP131 Tack.
- SP132 Class Specifications.

SUBCHAPTER SP-12 DRAFT HARNESS

- SP133 Shetland Draft Harness Pony.
- SP134 Class Specifications.



SUBCHAPTER SP-13 LEAD LINE
SP135 Class Specifications.



SP-SHETLAND PONY

CHAPTER SP SHETLAND PONY DIVISION

SUBCHAPTER SP-1 GENERAL QUALIFICATIONS.

SP101 Eligibility.

All entries must be registered in American Shetland Pony Club Stud Book except foals for which registration has been applied. Registration must be evidenced by the original certificate or an official copy. Entries must be identical to the name and number shown in the official record of the ASPC.

SP102 General Conformation.

Shetland conformation should be that of a strong, attractive, pony, blending the original Shetland type with refinement and quality resulting from American care and selective breeding. The barrel should be well rounded, back short and level, with flat croup. The head should be carried high and on a well arched neck and should be symmetrical and proportionate to the body, with width between prominent eyes; a fine jaw; short, sharp and erect ears; small muzzle, with flaring nostrils and a refined throat latch. The pony shall have a full mane and tail. The pony's structure should be strong with refinement; high withers; sloping shoulders; flat boned, muscular legs (not cow or sickle hocked); strong, springy pasterns and good, strong serviceable feet. Shetlands may be of any color, either solid or mixed, except appaloosa. No particular color is preferred, no discrimination should be made because of the color of eyes, such as glass, watch, hazel or blue.

SP103 Soundness.

As a minimum requirement, all Shetlands must be serviceably sound for competition purposes. Any pony showing evidence of lameness, deformity in feet, broken wind or complete loss of sight in either eye shall be refused an award.

SP104 Appointments.

1. Whips, aprons, robes and similar equipment are optional unless definitely called for in the class specifications.
2. There shall be no penalty for use of hand holds.
3. No item disturbing to other entries may be used inside or outside the ring while showing a pony, except the driver is allowed one whip no longer than 6', including snapper and handle.

SP105 Attire.

Unless otherwise specified the suggested attire for Performance classes is as follows:

Ladies—blouses/dresses with at least 3/4 length sleeves and slacks or dress below the knee. Lap robe, hats and gloves are optional.

Men—jacket, tie and hat. Lap robe and gloves optional.

Protective headgear may be worn without penalty. See GR801.

SP106 Judges.

Classes for Shetland Ponies may be judged by judges licensed in the Hackney Pony Division.

SP107 Height.

The height limit for yearlings is 10.1 hands (41 inches) and under and over 10.1 hands (41 inches) and not exceeding 10.3 hands (43 inches). The height limit for two-year-olds is 10.2 hands (42 inches) and under and over 10.2 hands (42 inches) and not exceeding 11.2 hands (44 1/2 inches). The height for three-year-olds and over is 10.3 hands (43 inches) and under and over 10.3 hands (43 inches) and not exceeding 11.2 hands (46 inches). A pony shall not be shown in a Performance class unless the owner is in possession of a current Measurement Card or valid measurement form issued by the Federation or Management can confirm the measurement electronically with the Federation. (See GR502.) Management must announce the time and place for measuring any ponies that do not have a current Measurement Card.

SP108 Pairs and Tandems.

In classes for Pairs and Tandems, an entry is considered eligible if the height of one of the ponies exceeds the limit by not more than half an inch. However, no exhibitor may enter such a Pair in two different height classes. Pairs and tandems are to wear harness similar to that used on single ponies. Either breast or Kay collars may be used.

SUBCHAPTER SP-2 SHOWING PROCEDURE**SP109 Division of Classes.**

1. When entries warrant, classes below should be divided: 10.3 hands (43 inches) and under and over 10.3 hands (43 inches) and not exceeding 11.2 hands (46 inches). Competition management has the option of dividing Junior Exhibitor classes into two age groups where entries warrant: One for Juniors age 13 and under and one for Juniors age 14 and under 18.
2. Headers will be permitted in all classes but only in Ladies, Amateur, Junior Exhibitor and Multiple Hitch classes will headers be permitted to stand inside the gate. This attendant must take no action that would affect the performance of any pony. Only one attendant is allowed to head a pony. Ponies may be unchecked while lined up except in Ladies, Junior Exhibitors, Amateurs and Owners classes. In Ladies, Junior Exhibitors, Amateur and Owners classes, attendant may stand an entry on its feet and thereafter he shall remain at least two paces distant from the head. Ponies shall not be lined up head to tail. All awards must be made from the lined up position and entries must not be asked to retire to the end of the ring.
3. Time-Out. An exhibitor is entitled to request only one time-out per class. (See GR833.)
4. Cross-entering between Modern and Classic is not permitted at the same competition. Cross-entering between Formal and Country Pleasure is not permitted at the same competition.

SP110 Ladies', Amateurs', Junior Exhibitors' Classes.

1. Manners are paramount, therefore, ponies must stand quietly, remain checked while lined up and are required to back. An attendant may stand an entry on its feet and thereafter he shall remain at least two paces distant from the head. Ponies should be driven in the half cheek (See Hackney Pony Rule, HK109). Ponies should at no time be required to go beyond a park pace.
2. Stallions are prohibited in Ladies' and Junior Exhibitors' classes.

SUBCHAPTER SP-3 HALTER.**SP111 General.**

1. Stallions, three years old and older, to qualify in Breeding classes, must have all the fully developed physical characteristics of a stallion.
2. Shetlands one year of age and older should be shod when shown and ponies under one year of age must not be shod.
3. Ponies to be shown in a show halter or bridle. Stallion tack is prohibited in all classes except those for stallions two years old and over.
4. Tails on Modern in-hand ponies to be shown optionally as smooth, set up, or may appear to be set up, on all two-year-olds and older. The use of a shoestring or tie of a similar nature is permitted for the purpose of holding the tail in position. No set tails on yearlings.
5. Shetlands should be neatly trimmed, well groomed, braided with one braid in the fore-top and immediately back of the bridle and attractively presented in the competition ring.
6. Suggested attire for ladies halter classes is slacks or skirt below the knee and blouse with at least 3/4 length sleeves. No flimsy shoes. Hat and gloves are optional. Men's attire to be shirt, slacks and tie. No flimsy shoes. Hat, gloves and vests are optional.
Conduct.
7. Single Breeding classes shall be judged 60% on conformation and 40% on performance, quality and manners except foals of the current year and yearlings which are to be judged 75% on conformation and 25% on performance, quality and manners. Group classes shall be judged 75% on uniformity and are not to be moved. Show Champions and Reserve Champions shall be selected as outlined in GR810.

8. Modern Pleasure Halter classes to be run in the same manner as Modern Halter classes. Attendant permitted in Modern Pleasure Junior Exhibitor classes.

Class Specifications

9. When Model Classes are held they shall precede Breeding classes and are to be judged on conformation only, being designed as a pattern or standard of ideal Shetlands for entries to follow in all other classes of the competition. Model ponies are not to be worked on the rail.

SUBCHAPTER SP-4 MODERN HARNESS

SP112 General.

At the park pace, the feet should be lifted well off the ground and the stride medium in length, elastic and straight. "Show your pony" designates a smart trot should be a straight forward, diagonal movement, forelegs being raised at least to a point where the forearm is extended in a horizontal position with the elbow and the hocks flexed, with the feet well under the body and well off the ground. The body at all times should be in perfect balance, with the head carried high. Excessive speed is undesirable.

SP113 Tack.

Ponies are to be shown in show type harness including round blinkers, side check and choice of bit. In Ladies, Amateur and Youth classes, ponies must be driven in the half cheek. Boots, rubber bands or strings of any description on the feet or legs and martingales are prohibited, however, high tail cruppers or other tail appliances are permitted. Ponies are to be shown both ways of the ring to an appropriate four-wheeled vehicle (viceroy, side bar buggy or four-wheeled vehicle of similar type). "Park pace" and "show your pony", which designates a smart trot, will be the commands given.

SP114 Class Specifications.

1. SINGLE SHETLAND PONY OPEN, MAIDEN, NOVICE, LIMIT, JUNIOR (Four Years old & Under), STALLIONS, MARES, GELDINGS. To be judged 40% on conformation; 60% on performance, quality and manners.
2. SINGLE SHETLAND PONY LADIES, AMATEUR, AMATEUR OWNERS, JUNIOR EXHIBITORS. To be judged 40% on conformation; 60% on manners, quality and performance. When lined up, ponies are required to stand without holding and back willingly without rearing.
3. PAIR OF SHETLAND PONIES. To be judged 40% on conformation; 60% on performance, quality, manners and uniformity.
4. SHETLAND PONY TANDEM. To be worked both ways of the ring. To be judged 40% on conformation; 60% on performance, quality, manners and uniformity.
5. UNICORN. To have two wheel ponies and one lead pony. To be judged 40% on conformation and 60% on performance, quality, manners and uniformity.
6. SINGLE SHETLAND PONY STAKE. To be eligible, ponies must be entered, shown and judged in any previous harness class in this division. To be judged 40% on conformation; 60% on performance, presence, quality and manners. Exception: local classes do not qualify for championships.

SUBCHAPTER SP-5 ROADSTER

SP115 General.

Roadsters shall enter the ring clockwise at a jog-trot then show at the road gait, turn counterclockwise at the jog-trot, show at the road gait and then trot at speed. At all speeds they should work in form; that is their chins set and their legs working beneath them collectedly and in form. At the trot, a pony whose action features folding of knees, flexing of hocks, with straight true action of front legs and with hocks carried close together and with motions coordinated, is executing a balanced trot. Long sprawling action in front, dragging or trailing hind legs and straddle gaited action behind make a balanced trot impossible. Animation, brilliance and competition ring presence should characterize the Roadster Pony in working at a jog-trot or road gait. When asked to drive on, the pony must show speed. Pacey gaited or mixey gaited ponies that pace and rack the turns or break and run on the turns shall be penalized. Ponies should be shown on the rail at all times except when passing and should go to the far end of every corner without side reining; should be light

mouthed, capable of being taken up at any time, willing to walk and stand well when being judged in the center of the ring. When ponies are lined up, no attendant is permitted and driver shall not leave his vehicle except for necessary adjustments. He may, however, uncheck and stand at pony's head when left in the center of the ring while a part of the class is on the rail for a workout.

SP116 Tack.

Ponies shall be shown to a Roadster sulky, bike or two-wheeled vehicle of similar type. A low crupper, overcheck, square blinkers and straight or broken snaffle bit shall be used. Martingales and trotting boots are permitted.

SP117 Attire.

Drivers shall wear stable colors, cap and jacket to match. The exhibitor's number must be worn on the back of the driver and not attached to the vehicle.

SP118 Class Specifications.

1. SHETLAND PONY ROADSTER IN-HAND. Exhibitor to wear stable colors—tailer colors optional. Pony must show in a Roadster performance class in the same competition. Pony shall be shown with boots and Roadster bridle. Overchecks optional. Pony shall be led with two lead shanks attached to the bit ring. Pony to be shown on the rail at a jog and at speed. To be judged 60% on conformation; 40% way of going.
2. SHETLAND PONY ROADSTERS OPEN, STALLIONS, MARES, GELDINGS, MAIDEN, NOVICE, LIMIT, JUNIOR (4 years old and under) LADIES, AMATEUR, AMATEUR/OWNERS, JUNIOR EXHIBITORS. To be judged 60% on speed in form, 20% on manners and way of going, 20% on conformation.
3. SHETLAND PONY ROADSTER CHAMPIONSHIP STAKE. To be eligible, ponies must be entered, shown and judged in any previous Roadster class in this division. To be judged 20% on conformation and quality; 20% on manners and way of going and 60% on speed in form. Exception: Local classes do not qualify for championships.

SUBCHAPTER SP-6 MODERN FORMAL PLEASURE

SP119 General.

1. There should be light contact with the mouth, slight flexion at the poll without evidence of undue restraint. The pony should be relatively high headed and have a free way of moving. The check rein should not interfere with the relaxed and free way of going. Ponies are to enter the ring at the right and be shown both ways of the ring at the walk, pleasure trot and extended trot. Excessive speed and extreme action to be penalized. The walk should be a relaxed flat-footed walk, a four beat straight movement. The pleasure trot should be easy going square with elasticity and freedom of movement. The extended trot should be ground covering, open and reaching. Ponies are to line up in the center, stand quietly and must back readily. No attendant permitted.
2. Ponies shown in pleasure driving can not cross enter between Shetland Harness Pony classes and Shetland Roadster Pony classes at the same competition.
3. The use of artificial appliances or devices such as chains, shackles and rubber bands are prohibited on the grounds before or during the competition.

SP120 Tack.

Pony to be shown to a suitable two-wheeled cart with foot basket or four-wheeled vehicle, but not a viceroy, racing sulky or Fine Harness rig. Pony to be shown with a keg shoe, light pads optional with no weights, or barefoot - fitted with snaffle bit and overhead check (check bit and martingale optional).

SP121 Attire.

Driver to be dressed in appropriate attire (not silks or colors).

SP122 Class Specifications.

SHETLAND FORMAL PLEASURE DRIVING. STALLIONS, MARES, GELDINGS, LADIES, JUNIOR EXHIBITOR, LIMIT, AMATEUR. To be judged 40% on conformation; 60% on manners, quality and performance.

SUBCHAPTER SP-7 MODERN COUNTRY PLEASURE

SP123 General.

1. To be shown with an evenly weighted appropriate size, light plate of uniform thickness and weight without pad. Shoe may weigh no more than 6 oz. excluding nails.
2. To be shown at the walk, pleasure trot and extended trot. The walk should be relaxed flatfooted walk, a four beat straight movement and not a jog trot. The pleasure trot should be easy going, square with elasticity and freedom of movement. The extended trot should be ground covering, open and reaching. There should be light contact with the mouth, slight flexion at the poll without evidence of undue restraint. The pony should be relatively high headed and have a free way of moving. The checkrein should not interfere with the relaxed and free way of going.
3. Ponies shown in pleasure driving are not eligible for any other driving division.

SP124 Tack.

To be shown to a suitable two-wheeled cart with foot basket or four-wheeled vehicle, but not a viceroy racing sulky or fine harness rig. Pony to be shown fitted with snaffle bit and overhead check (check bit and martingale optional).

SP125 Class Specifications.

1. SHETLAND COUNTRY PLEASURE DRIVING OPEN, LADIES, JUNIOR EXHIBITOR, LIMIT, AMATEUR. To be judged 40% on conformation and 60% on manners, quality and performance. To stand quietly in the line up and back readily.
2. SHETLAND COUNTRY PLEASURE DRIVING STAKE. To be eligible ponies must be entered, shown and judged in a qualifying class with the same specifications. To be judged 40% on conformation and 60% on manners, quality and performance. To stand quietly in the line up and back readily.

SUBCHAPTER SP-8 CLASSIC

SP126 Class Specifications.

1. OPEN CLASSIC TYPE ("A" PAPERS) SHETLAND PLEASURE DRIVING. Open to stallions, mares and geldings and all drivers. Drivers to be dressed in appropriate attire (not silks or colors). To be shown with unweighted keg shoes (pads optional) or barefoot, at a relaxed, fourbeat flatfooted walk, a pleasure trot, easy going with elasticity and freedom of movement and an extended trot, ground covering, open and reaching. To stand quietly and back readily. No attendant permitted. To be judged 40% on conformation; 60% on manners, quality and performance. Excessive speed and extreme action to be penalized. To be bitted with snaffle and wear overhead check. To be shown to a suitable two-wheeled cart with foot basket or four-wheeled vehicle but not a viceroy, Fine Harness rig or racing sulky. Ponies shown in Classic Pleasure Driving classes are not eligible to compete in Shetland Pony Modern classes. The use of artificial appliances or devices such as chains, shackles and rubber bands are prohibited on the grounds before or during the competition.
2. CLASSIC SHETLAND PLEASURE DRIVING, JUNIOR EXHIBITOR. Open to any Junior Exhibitor. Open to mares and geldings only. Class specifications same as OPEN. Exception: Local classes do not qualify for championships.
3. CLASSIC SHETLAND PLEASURE DRIVING, LADIES. Judged same as Junior Exhibitor and class specifications same also.
4. CLASSIC SHETLAND PLEASURE DRIVING STAKE. To be judged same as OPEN class. To be eligible ponies must have been shown and judged in a least one other class in this division. Competition management may not as part of local rules, require entries in Ladies and/or Junior Exhibitors classes to compete in the Championship class. These two classes will, however, be considered as qualifying classes for the Championship. The use of artificial appliances or devices such as chains, shackles and rubber bands are prohibited on the grounds before or during the competition.

SUBCHAPTER SP-9 UNDER SADDLE

SP127 General.

1. Separate classes for both English and Western under saddle are advisable but if only one class is offered and entries with both types of equipment participate, it is recommended that competition management give two sets of ribbons.
2. English. The rider shall wear English attire and shall use an English saddle and equipment. Rider shall use both hands on the reins. Method of holding the reins is optional. Exhibitor must be neat and clean. No tennis shoes or T-shirts allowed.
3. Western. The rider shall wear western attire and shall use a western saddle and equipment. Only one hand may be used on the reins and must not be changed. While pony is in motion rider's hands shall be clear of pony and saddle except when it is necessary to use them to prevent a fall. Exhibitor must be neat and clean. No tennis shoes or T-shirts allowed.

SP128 Class Specifications.

SHETLAND PONY UNDER SADDLE, ENGLISH or WESTERN EQUIPMENT. To be ridden by a Junior Exhibitor (under 14 years of age). To be shown at a walk, trot (or) jog and canter (or) lope. To be judged 40% on conformation; 60% on manners, quality performance, and suitability to rider. Excessive speed and extreme action to be penalized.

SUBCHAPTER SP-10 FORMAL COMBINATION

SP129 Formal Combination Shetland Pony.

To be ridden and driven by a Junior Exhibitor under 14 years. To be shown in harness, unhitched and saddled in the ring and then shown Under Saddle. To be judged 40% on conformation; 60% on manners, quality and performance. Each phase to count 50%.

SUBCHAPTER SP-11 FANCY TURNOUT

SP130 General.

1. To be worked both ways of the ring at the Park Pace and to be driven at a safe speed at all times.
2. In the event of postponement of afternoon or evening classes because of rain, etc., the attire shall be judged as originally classified. Two small trophies instead of one large one should go to the winner and two ribbons to all who place.
3. It is recommended that committees offering Pony Fancy Turnout classes without restriction to Shetlands shall follow above specifications except (a) age limit may be 15 years as in the past and (b) entries shall not exceed 12.2 hands (50").

SP131 Tack.

1. Entries shall be shown to an appropriate vehicle (four-wheeled viceroy, side-bar buggy or similar type). Type of harness optional.
2. Accepted attire: (Afternoon) Boys: Sport coat of any color except black, trousers or jodhpurs of a harmonizing color, white shirt, bow tie, straw hat or bareheaded. Girls: Summery dress, hat and parasol; flowers optional. (Evening, strictly formal). The boy shall wear current formal attire: a ruffled or tucked shirt of white or color, a formal dinner jacket of suitable material of any color, including but not limited to, brocade or velveteen, etc. Trousers of black or midnight blue, formal bow tie, black socks and shoes, bareheaded or dress straw hat. Formal full dress attire of top hat, tuxedo or tails, white dress shirt, wing collar, white tie acceptable if available. Driver is not required to wear gloves. The girls shall wear formal evening dress, which may be supported by hoops fastened to the buggy and carry flowers. Protective headgear may be worn without penalty. (See General Rules, GR801)

SP132 Class Specifications.

PONY FANCY TURNOUT. To be driven by a boy accompanied by a girl (under 14 years of age) at a park pace. Entries shall be judged 50% on attire, 40% on conformation, manners and performance; 10% on neatness and cleanliness of harness and vehicle.

SUBCHAPTER SP-12 DRAFT HARNESS

SP133 Shetland Draft Harness Pony.

Utilitarian usefulness is stressed for ponies, harness and wagon. Ponies to wear long, natural mane and long, natural tail. Braiding is optional. Clipping of fetlocks is optional. The foot must be natural. Ponies may be shown barefoot or with a light show plate or a draft-type shoe with toe and heel caulks. Pads may be used but additional weight of any description is prohibited. To be shown to a suitable four-wheeled vehicle except that a cart may be used for singles. Heavy draft-type harness with collars, breeching and appropriate bit required. No one may assist driver in any way (except in the event of an accident); however, passengers are permitted. Full harness and lead tongue is optional on lead teams. Management and/or judge may require individual maneuvers.

SP134 Class Specifications.

SHETLAND DRAFT HARNESS PONIES OPEN, MAIDEN, NOVICE, LIMIT, JUNIOR (4 years and under), STALLIONS, MARES, GELDINGS, LADIES, AMATEUR, JUNIOR EXHIBITOR, ADULT, DOUBLE HITCH, 4-PONY HITCH, 6-PONY HITCH, SINGLE, TANDEM, UNICORN, CHAMPIONSHIP. Utilitarian usefulness is emphasized. To be shown both ways of the ring at a working trot and a flat-footed walk without undue restraint. To halt, stand quietly and back readily. To be judged 60% on manners (in motion and at rest) and utilitarian usability performance; 30% on breed type, suitability and conformation; 10% on appointments (draft-type equipment). Fancy equipment not to count over a neat, clean and suitable working outfit.

SUBCHAPTER SP-13 LEAD LINE

SP135 Class Specifications.

LEAD LINE RIDER—Six and under. To be led at a walk both ways of the ring, to halt, stand quietly. To be judged on the rider's ability to handle and aid pony.

SP-SHETLAND PONY

SP10

© USEF 2010

CHAPTER VA VAULTING DIVISION

SUBCHAPTER VA-1 GENERAL

- VA101 Introduction.
- VA102 Categories of Events.
- VA103 Competitors.
- VA104 Horses.
- VA105 Horse Use.
- VA106 Elimination of Horses.
- VA107 Equipment.
- VA108 Substitution.
- VA109 Facilities.
- VA110 Format.
- VA111 Timing.
- VA112 Unauthorized Assistance.
- VA113 Officials.

SUBCHAPTER VA-2 TEAM EVENT.

- VA114 Open Team Event Requirements.
- VA115 Eligibility and Division.
- VA116 Compulsories.
- VA117 Freestyle.

SUBCHAPTER VA-3 INDIVIDUAL EVENT.

- VA118 Gold, Silver and Bronze Individual Event Requirements.
- VA119 Compulsory.
- VA120 Freestyle.
- VA121 Technical Test.

SUBCHAPTER VA-4 PAS DE DEUX EVENT.

- VA122 Open Pas de Deux Event.
- VA123 Freestyle.

SUBCHAPTER VA-5 SCORING.

- VA124 Judging Code. (Listed in alphabetical order by term).
- VA125 Points and Values.
- VA126 Penalties and Deductions.



CHAPTER VA VAULTING DIVISION

SUBCHAPTER VA-1 GENERAL

VA101 Introduction.

1. Vaulting is the art of gymnastics on the moving horse. The competition is judged on the smooth and correct execution of the Compulsory exercises, the Technical Test, and Freestyle programs by the vaulters in sympathy and harmony with the horse working on the long line.
2. For a description of the Compulsory exercises and an explanation of the Technical Test and the Degree of Difficulty of Freestyle exercises, consult the current FEI Rules for Vaulting and Guidelines for Judges.

VA102 Categories of Events.

1. Team Event
2. Individual Women's Event
3. Individual Men's Event
4. Pas de Deux Event

VA103 Competitors.

1. A vaulter may enter the same event only once at any competition.
2. There are no age limits.
3. Amateurs and professionals may compete in all events.
4. To enter CVI***s, individual vaulters must be an AVA Gold or Silver medalist as of the date of definite entries. To enter CVI**s, individual vaulters must be AVA Gold, Silver, or Bronze medalists as of the date of definite entries.
5. A team may have up to two foreign vaulters as members and be eligible for awards provided that each of the foreign competitors has complied with the Federation membership requirements set forth in GR828.4 and GR1309.3a, .c, and .d. Foreign competitors and longeurs who desire to compete in non-breed restricted National Competitions in the FEI recognized disciplines in the United States must have proof, in English, of membership in good standing from their National Federation or must be members in good standing of USEF. Competition management must request proof, in English, of current membership in good standing from the Foreign Competitor's respective National Federation or proof of current USEF membership.
6. At National Championships, foreign individual vaulters and foreign teams are allowed to compete but are ineligible for National Championship titles. They may compete for scores and may be awarded ribbons with placings. If the number of entries is significant, management may offer separate prizes for foreign competitors.
7. No entries will be accepted after the closing date of entries. (No post entries)

VA104 Horses.

1. Vaulting horses must be at least six years old, of any breed or suitable size.
2. Stallions are prohibited.

VA105 Horse Use.

1. Horses may be used for a maximum of 36 units per day.
 - a. Team Events:
 - (1) 1 Team Compulsories = 8 units
 - (2) 1 Team Freestyle = 8 units
 - b. Individual Events:
 - (1) 1 Compulsories = 1 unit
 - (2) 1 Freestyle = 1 unit
 - (3) 1 Technical Test = 1 unit
 - c. Pas de Deux Events:
 - (1) 1 Freestyle = 2 units
2. In all events, horses may be changed between sections of the event.
3. After the maximum number of vaulters allowed, additional vaulters will be disqualified.
4. Competitors may start on their own horse or another horse that is lent to them.

5. Horses may be substituted until one (1) hour before the start of the competition, or until a time specified by the management.
6. Before beginning the performance, the horse must be trotted on the circle at least one round.

VA106 Elimination of Horses.

1. The Chief Judge (Judge at A) has the authority at any time during the competition to eliminate a horse which is uneven and/or unlevel, in bad condition, or which shows signs of discomfort.
2. There may be no objection against this decision.
3. The Chief Judge must give a reason for the elimination of a horse.

VA107 Equipment.

1. Required:
 - a. Bridle with smooth snaffle bit, with no more than 2 joints. Rubber bit guards are permitted. A longeing cavesson is allowed.
 - b. Two side reins with or without rubber rings.
 - c. Vaulting surcingle (preferably with wither and girth padding). No more than two grips. No more than one cossack strap/loop on each side below the grip. No hand or footholds may be attached to the surcingle wither/girth padding. The surcingle may have one loop between the grips.
 - d. Longe line.
 - e. Longe whip.
2. Optional:
 - a. Bandages, protection boots.
 - b. One back pad, with or without a cover, maximum two inches thick. No hand or footholds may be attached to the pad. Pad may not extend more than 8 inches in front of the surcingle nor past the point of the croup.
 - c. Ear plugs or earmuffs.
 - d. Breast collar or breast plate.
3. No auxiliary equipment is allowed.
 - a. Standing reins or auxiliary reins are not permitted.
 - b. The use of any equipment other than described above will entail elimination.

VA108 Substitution.

1. Team Event:
 - a. One substitute is allowed. In order for a substitute to vault, he must enter the ring with the team as its 7th member at the start of the Compulsories.
 - b. The substitute must perform the compulsory exercises along with the six (6) team members. (See VA115).
 - c. The substitute vaults in the seventh position.
 - d. Using a substitute other than stated is illegal and results in elimination.
2. Individual Event, Pas de Deux Event:
 - a. No substitution is allowed in Individual or Pas de Deux Events.
3. Longeurs:
 - a. Substitution is permitted between sections in all events.
4. Horses:
 - a. Substitution is permitted between sections in all events.
5. Equipment:
 - a. Substitution is permitted between sections in all events.

VA109 Facilities.

1. The Vaulting arena must be at least 22 meters (72.5 feet) in diameter with suitable footing. If the competition is held indoors, the height must be at least 5 meters (16.6 feet).
2. The diameter of the longing circle must be between 13 and 15 meters (42.5-50 feet). The center of the circle must be clearly marked.
3. If the entire vaulting arena is not suitable vaulting surface, then the suitable vaulting surface must extend from 2 meters (6.6 feet) from the center point of the circle to at least 11 meters (36 feet) from the center point of the circle.
4. The Judge's booth(s) should be at least 12 meters (40 feet) from the center of the vaulting arena, elevated at least one-half meter (1.5 feet) above the competition arena.

- a. Steps and protection from the elements must be provided.
5. Spectators must be located at a reasonable distance from the vaulting circle and Judge's booth.
6. A suitable warm-up arena must be provided. An additional area for horse warm-up only must also be provided.
7. A ring steward must be present at each competition arena at all times during the competition.
8. Two stopwatches must be provided. One watch must be used for timing the performance and the other for timing entry, time out, etc. One official timer must be appointed who shall sit next to the Chief Judge.
9. A bell must be provided for the Chief judge in each arena.
10. A Freestyle checker is required for team event. The official timer may act as Freestyle checker.

VA110 Format.

1. Competitors shall salute the Chief Judge upon entering and before exiting the arena.
2. In all events, sections of the event(s) must be scheduled with a break between sections.
3. Order of go for Team Events must be determined by draw for each round. Management may draw for all entrants.
 - a. Time of draw must be at least 1 hour before the start of the competition.
 - b. Time and place of draw to be announced in the prize list.
4. Order of go for Individual Events must be determined by draw, by team, for each section of the event. Management may draw for all clubs. The coach must specify the order of vaulters.
 - a. Time of draw must be at least 1 hour before the start of the competition.
 - b. Time and place of draw shall be announced at least 24 hours in advance.
5. Each team vaulter must wear a number from 1 through 7 and must vault in that order for the compulsories round. Numbers must be easily visible to the Judges.
6. Individual vaulters must wear a number, which has been assigned to them. Number may be worn on the right arm or right leg and must be easily visible to the Judges.
7. Music is recommended during all performances. Music with words and lyrics is allowed only at Gold, A-Team, and Open Pas de Deux Levels. Entry and exit music is allowed for team event. Entry and exit music is discouraged for individual events. It is recommended that music be continuous for all competitors on the same horse during individual compulsories.
 - a. Cassette tapes, mini disks and/or compact discs must be provided by the competitor, according to the equipment available.
 - b. Management must state in the prize list which system(s) will be available.
8. The dress of the vaulters must be suitable for equestrian sport. (See current FEI Rules for Vaulting)

VA111 Timing.

1. For timing requirements of specific events (Team, Individual, Pas de Deux), please refer to the chapter for that event.
2. A bell is used by the Chief Judge to signal the competitors on the following occasions:
 - a. To give the signal to enter the arena. Within one minute after the bell, the vaulter(s) must salute the Chief Judge.
 - b. To give the signal to start the Compulsory test and the Freestyle. Within **thirty seconds** after the bell, the vaulter(s) must start the performance. *EC 9/21/09 Effective 12/1/09*
 - c. To signal the end of time.
 - d. To signal the competitor(s) to stop in case of unforeseen circumstances. The clock will be stopped and judging will cease.
 - e. To signal that time is stopped after a fall when the vaulter has lost contact with the horse or surcingle in individual Freestyle.
 - f. To signal that time is stopped after a fall where the vaulter(s) is unable to continue immediately or return to the line in team Freestyle.
 - g. To signal that time is stopped in the event Freestyle music malfunctions/breaks/power or equipment fails, etc. Time will be stopped for up to two (2) minutes. Vaulter(s) begin where they left off.

- h. To signal the competitor(s) to continue after an interruption. The clock is started and judging begins when the vaulter touches the grip. The test must be continued within thirty (30) seconds after the signal to resume.
- i. To signal time out in all events.
- 3. Time-out in all events:
 - a. In case of an injury or illness, the event and the clock will be stopped. The judge will indicate when the event and the clock will resume.
 - b. In the event of a horse casting a shoe or the breakage of equipment, the clock will be stopped for a maximum of seven (7) minutes.
 - c. The longeur may request up to two time-out(s) per performance to adjust equipment. The clock will be stopped for a maximum of one (1) minute for each incident.
 - d. In the case of unforeseen circumstances, the bell will be sounded to indicate to the team or individual to stop. The clock will be stopped and judging will cease. A bell will sound to indicate that the team or individual is to recommence their performance. The clock will resume when the vaulter(s) retake the grips.
- 4. See section on Scoring for penalties and deductions.

VA112 Unauthorized Assistance.

- 1. No one other than the longeur may give any directive to the horse.
- 2. No one is permitted to approach the horse without the intention of mounting.
- 3. Spotting vaulters is not permitted.
- 4. In Team Event, no one other than a longeur, a team of six (6) members and one (1) substitute may be in the arena.
- 5. In Individual Event, no one other than a longeur and individual(s) who are scheduled to compete at that specific time may be in the arena.
 - a. Only one vaulter may be in the vaulting circle at a time.
 - b. Other competitors shall line-up outside the vaulting circle.
 - c. The next competitor may enter the vaulting circle when the previous vaulter begins the vault-off. An earlier entry entails elimination of the incoming vaulter.
- 6. See section on Scoring for penalties and deductions.

VA113 Officials.

- 1. Ground Jury. The invited judges comprise the ground jury and must be selected from the current roster of Federation Licensed Vaulting Judges.
 - a. At least two judges are required for each event, except Bronze Individual Event, where only one judge is required.
 - b. The President of the Ground Jury will be appointed by the Organizing Committee from the officiating judges, except at Championships where the President of the Ground Jury must also be approved by the Federation Vaulting Committee.
- 2. There must be a licensed steward or technical delegate at all competitions.
- 3. At National Championships there will be a vet check. The vet accompanied by at least two members of the ground jury will inspect the horses.

SUBCHAPTER VA-2 TEAM EVENT.

VA114 Open Team Event Requirements.

Team events consist of one round of Compulsories and Freestyle performed in separate sections. A team of at least six (6) vaulters must start each section of the event.

- 1. The Compulsory section is performed at canter, to the left or to the right, depending on the division.
- 2. The Freestyle section is performed at canter to the left.

VA115 Eligibility and Division.

Teams are comprised of six (6) vaulters, a substitute, and a longeur. Teams may be divided into A Team, B Team and C Team divisions. For purposes of Team Event, vaulters shall carry the following classification

- 1. Class A:
 - a. A vaulter who holds an AVA Gold medal
 - b. A vaulter who competes at or who has ever competed at Individual Gold level at either an AVA Recognized Competition or a USEF Licensed Competition

2. Class B:
 - a. A vaulter who holds an AVA Silver medal
 - b. A vaulter who competes at or who has ever competed at Individual Silver level at either an AVA Recognized Competition or a USEF Licensed Competition
3. Class C:
 - a. A vaulter who holds an AVA Bronze medal
 - b. A vaulter who is unrated (holds no AVA canter medal)
4. No Class A vaulter may compete on a C Team, nor be the substitute.
5. No more than two Class A vaulters may compete on a B Team, including the substitute.
6. No more than two Class B vaulters may compete on a C Team, including the substitute.
7. A vaulter's team classification (A, B or C) is as of the closing date of entries of the competition entered.

VA116 Compulsories.

1. Compulsory Test for A and B Teams is performed to the left.
 - a. Each vaulter, including the substitute, must perform the first four compulsories as follows:
 - (1) Mount
 - (2) Basic Seat
 - (3) Flag
 - (4) Mill with dismount in the same timing as the mill.
 - (5) Then each vaulter, including the substitute, performs the other three compulsories:
 - (6) Scissors
 - (7) Stand
 - (8) Flank
2. Compulsory Test for C Teams may be performed to the left or to the right.
 - a. Each vaulter, including the substitute, must perform the first four compulsories as follows:
 - (1) Mount
 - (2) Basic Seat
 - (3) Half Mill
 - (4) Swing Rearways, followed by dismount to inside.
 - (5) Then each vaulter, including the substitute, performs the next four compulsories together as follows:
 - (6) Flag (ends in bench position)
 - (7) Stand (begins from bench position)
 - (8) Swing with open legs
 - (9) Dismount, swing with closed legs to outside.
3. Time allowed: If a team does not include a substitute, the maximum time for the performance of the Compulsory Test is six (6) minutes. If a substitute enters the arena with the team, he must perform the Compulsory Test and the maximum time allowed for the performance is seven (7) minutes. Compulsory exercises begun after the time limit will receive a score of zero (0).
4. Time for the Compulsories is taken from the moment the first vaulter touches the grips, until the last vaulter to perform touches the ground in the dismount, or the end of the time limit.
5. Each of the six (6) team members plus the substitute must perform all compulsory exercises. *EC 11/16/09 Effective immediately*
6. Each vaulter must vault in order, according to his back number.
7. Each static compulsory exercise must be held for 4 full canter strides.
8. Time wasted will incur point deductions.
9. All compulsory exercises for all team members must be scored in one section before that team's Freestyle may begin.
10. Judged on:
 - a. Performance—Mechanics, essence, form, scope, security, balance, continuity and harmony with the horse.
 - b. Horse—Gaits, quality of the canter, submission, behavior, way of going, circle size, longeing and presentation.

11. The Compulsory scores for the six (6) vaulters who perform in the Freestyle will be averaged to produce the team's compulsory score. The scores for the seventh member of the team who does not vault in the Freestyle will be dropped. Before the beginning of the Freestyle performance each team must specify to management which six (6) vaulters will perform in the Freestyle.
12. See section on Scoring for penalties and deductions.

VA117 Freestyle.

1. A free-style routine of four (4) minutes maximum is performed by the team of six (6) vaulters who have been specified by the team. Only six (6) vaulters are allowed to enter the arena for Team Freestyle. Freestyle time begins when the first vaulter touches the grips and ends when the bell rings to indicate the end of time allowed, or when the last vaulter touches the ground.
2. Over weighting and/or overloading the horse will be penalized under composition.
3. Six (6) members of the team must perform in the Freestyle or the team will be penalized under General Impression.
4. No more than three (3) vaulters may be on the horse at any time, or in any exercise whether actually on the horse or not.
5. There must be at least two (2) vaulters in contact with the horse during any triple exercise.
6. Each static Freestyle exercise must be held for three (3) full canter strides in order to be counted in Degree of Difficulty. A static exercise is one in which contact, support, or holding points do not change. The count for each exercise commences when the final position is attained.
7. In C Team, a maximum of six (6) static triples are allowed.
8. Only the twenty-five exercises with the highest Degree of Difficulty (DOD) will be counted in the degree of difficulty. Value is as follows:
DOD D exercises count 0.4 points, DOD M exercises count 0.3 points, DOD E exercises count 0.2 points.
9. Judged on:
 - a. Degree of Difficulty (X1)—Height off horse, complication of the movements, demands of suppleness, stretch and timing, number and security of holding points, changes in direction (forward, backward, across), changes in relation to the horse (on neck, on croup, inside, outside).
 - b. Composition (X1)—Use of space, pace, variety, development, artistic merit, and consideration for the horse.
 - c. Performance (X2)—Mechanics, essence, form, scope, security, balance, continuity and harmony with the horse.
 - d. Horse/General Impression (X1)—Horse (90%)—Gaits, quality of the canter, submission, behavior, way of going, circle size, longeing and presentation. General Impression (10%)—Entry, exit, salute, compartment and turnout of team and longeur.
10. Falls:
 - a. Vaulter(s) may continue after a fall. The unsuccessful exercise may be repeated.
 - b. The clock may be stopped. It will be started when the first vaulter touches the grips.
11. See section on Scoring for penalties and deductions.

SUBCHAPTER VA-3 INDIVIDUAL EVENT.

VA118 Gold, Silver and Bronze Individual Event Requirements.

Gold Level consists of two rounds. Round 1 consists of Compulsories and Freestyle performed in separate sections. Round 2 consists of the Technical Test and Freestyle performed in separate sections. Silver Level consists of two rounds, each round consisting of Compulsories and Freestyle performed in separate sections. Bronze Level consists of two rounds. Round 1 consists of Compulsories and Freestyle performed in separate sections. Round 2 consists of Compulsories only.

1. Competition must be offered at Gold, Silver and Bronze levels.
 - a. Women's and Men's divisions must be offered at each level.
 - b. Vaulters who hold AVA Gold Medals may not compete in the Silver or Bronze Division. Vaulters who hold AVA Silver Medals may not compete in the Bronze Division.
2. In Round 1, competition is at the canter to the left for Compulsory and Freestyle sections.

3. In Round 2, competition is at the canter to the right for the Compulsory section and to the left for the Technical Test and Freestyle section.
4. The twelve (12) highest scoring women will compete in Round 2 of the Women's Event. Competition management, at its discretion, may add up to three (3) of the next highest-scoring competitors to compete in Round 2 for a total of fifteen (15).
5. The twelve (12) highest scoring men will compete in Round 2 of the Men's Event. Competition management, at its discretion, may add up to three (3) of the next highest-scoring competitors to compete in Round 2 for a total of fifteen (15).

VA119 Compulsory.

1. All seven (7) compulsory exercises are performed without dismount. Performance begins with Mount, followed by Basic Seat, Flag, Mill, Scissors, Stand and Flank.
2. All vaulters performing on the same horse must follow one another immediately without waiting for the bell.
3. Falls—The vaulter may continue after a fall. He must remount within one (1) minute in order to continue with the next exercise. The unsuccessful exercise receives a zero (0) and may not be repeated.
4. No time limit.
5. Judged on:
 - a. Performance—Mechanics, essence, form, scope, security, balance, continuity and harmony with the horse.
 - b. Horse—Gaits, quality of the canter, submission, behavior, way of going, circle size, longeing and presentation.
6. See section on Scoring for penalties and deductions.

VA120 Freestyle.

1. Freestyle is one (1) minute (maximum) freestyle routine of static and dynamic exercises. To receive a score, it must consist of a minimum of seven (7) exercises of any level of difficulty.
 - a. Static exercises must be held for three (3) full canter strides in order to be counted in Degree of Difficulty.
 - b. Vaulter must stay in contact with the horse, ground jumps and leaps above the horse are allowed.
 - c. At Silver and Gold level, only the ten most difficult exercises with a Degree of Difficulty R, D or M will be counted in the degree of difficulty score. The maximum score for DOD is 10.
 - d. At Bronze level, only exercises with a Degree of Difficulty D, M or E will be counted in the Degree of Difficulty. The maximum score for DOD is 9.0.
 - e. Repetitions of exercises and compulsory exercises will not be counted.
2. Judged on:
 - a. Degree of Difficulty (X1)—height off horse, complication of the movements, demands of suppleness, stretch and timing, number and security of holding points, changes in direction (forward, backward, across), changes in relation to the horse (on neck, on croup, inside, outside).
 - (1) Score is determined by exercises of four Degrees of Difficulty, DOD R, D, M and E.
 - (a) DOD R exercises count one and three tenths (1.3) points toward the DOD score.
 - (b) DOD D exercises count nine-tenths (0.9) of a point toward the DOD score.
 - (c) DOD M exercises count four-tenths (0.4) of a point toward the DOD score.
 - (d) DOD E exercises count three-tenths (.03) of a point toward the DOD score.
 - b. Composition (X1)—Use of space, pace, variety, development, artistic merit and consideration for the horse.
 - c. Performance (X2)—Mechanics, essence, form, scope, security, balance, continuity and harmony with the horse.
 - d. Horse - (X1)—Gaits, quality of the canter, submission, behavior, way of going, circlesize, longeing and presentation.
3. Falls:
 - a. Vaulter may continue after a fall. He must remount within one (1) minute in order to continue. The unsuccessful exercise may be repeated.

- b. The clock may be stopped for a maximum of one (1) minute for each fall. It will be restarted when the vaulter touches the grips.
4. See section on Scoring for final score, penalties and deductions.

VA121 Technical Test.

1. The Technical Test is a one (1) minute (maximum) routine consisting of five (5) Technical exercises and additional Freestyle exercises chosen by the vaulter.
 - a. The Technical exercises are from the following categories of motor skills:
 - (1) Balance (coordination)
 - (2) Timing/Rhythm (coordination)
 - (3) Strength (condition)
 - (4) Jump Force (condition) May be shown as a mount or a ground jump.
 - (5) Suppleness
 - b. The exercises included in each category are described in the current FEI Guidelines for Judges.
 - c. One exercise from each category is designated by the FEI Vaulting Committee in the year before the World Championship, to be used during the two-year period following that World Championship. These five Technical Exercises will be announced in the FEI Bulletin and on the FEI Website.
2. Judged on:
 - a. The maximum score is 10.0. Decimals are allowed.
 - b. The Technical Test receives 10 scores:
 - (1) Five separate performance scores for the designated Technical exercises (5 scores).
 - (2) Composition x 2
 - (3) Performance x 2
 - (4) Horse score x 1
 - c. The total is divided by 10.
 - d. For deductions and scoring of the Technical Test, see the current FEI Rules for Vaulting Events and the current FEI Guidelines for Judges.

SUBCHAPTER VA-4 PAS DE DEUX EVENT.

VA122 Open Pas de Deux Event.

Pairs Events to be composed of two vaulters. Consists of one (1) or two (2) rounds of Freestyle performed at canter to the left.

VA123 Freestyle.

1. Freestyle is a two (2) minute freestyle routine with no requirements or limitations.
2. Both vaulters must stay in contact with the horse, surcingle or each other, except for leaps above the horse. Ground jumps are recommended.
3. Static exercises must be held for three (3) canter strides.
4. Judged on:
 - a. Content (X2)—Height off horse, complication of the movements, demands of suppleness, stretch and timing, number and security of holding points, changes in direction (forward, backward, across) changes in relation to the horse (on neck, on croup, inside, outside). Use of space, pace, variety, development, artistic merit and consideration for the horse.
 - b. Performance (X3)—Mechanics, essence, form, scope, security, balance, continuity and harmony with the horse.
 - c. Horse (X1)—Gaits, quality of the canter, submission, behavior, way of going, circle size, longeing and presentation.
5. See section on Scoring for final score, penalties and deductions. Penalties are as for Individual Event.
6. Falls:
 - a. Vaulter(s) may continue after a fall. They must remount within one (1) minute in order to continue. The unsuccessful exercise may be repeated.
 - b. The clock may be stopped for a maximum of one (1) minute for each fall. It will be restarted when the first vaulter touches the grips.

SUBCHAPTER VA-5 SCORING.

VA124 Judging Code. (Listed in alphabetical order by term).

AL Alignment	NC Not Clear of Horse
AB Arched Back	NH Not Held
A Arms	OC Off Center
B Balance	OH Off Horse
C Collapse	PD Pad
CD Come Down	PK Pike
DL Down Leg	P Posture
E Elevation	Q Quick
X Extension	R Repeat
O Fall	SC Scope
OD Fall After Dismount	2H Second Half
FT Feet	SK Security
1H First Half	SH Shoulders
F Form	SL Slow
FK Frog Kick	SS Side Seat
FH Front High	ST Stiff
FL Flight	SX Stretch
G Ground Jump	T Timing
HZ Hands	TG Touched Ground
H Head	TI Turned In
HH Hit Horse	TW Time Wasted
K Kneel	TZ Toes
KZ Knees	TH Touched Horse
L Legs	TR Transition
LA Legs Apart	UE Uneven Elevation
LD Late Dismount	UR Uneven Rhythm
LF Legs Forward	UW Uneven Width
LH Land Heavily	WD Width
MX Mechanics	W Wrap
M Mount	

VA125 Points and Values.

10 Excellent	5 Marginal
9 Very Good	4 Insufficient
8 Good	3 Fairly Poor
7 Fairly Good	2 Poor
6 Satisfactory	1 Very Poor
	0 Not performed or as a result of deductions.

1. Scoring may be in tenths for all events. The maximum score is 10.0.
2. Results are calculated to the 3rd decimal.
3. Tie breakers:
 - a. Team and Individual Event.
 - (1) Compulsory: Score for Basic Seat, then Flag, etc. (A Team, B Team and Individual Event)
 - (2) Compulsory: Score for Basic Seat, then Half Mill, etc. (C Team Event)
EC 11/16/09 Effective immediately
 - (3) Freestyle: Score for Composition, then Performance.
 - (4) Technical Test: Score for Composition, then Performance.
 - (5) Overall: Compulsory Score
 - b. Pas de Deux Event.
 - (1) Freestyle: Score for Composition, then Performance.
 - (2) Overall: Score for Composition, then Performance.

VA126 Penalties and Deductions.

1. Compulsories—Team and Individual Events:
 - a. Up to one (1) point deducted for:

- (1) Each landing other than on both feet only.
- b. One (1) point deducted for:
- (1) Each stride less than 4 (Basic Seat, Flag, Stand).
 - (2) Each passing of the leg out of a 4-count rhythm in the Mill **and the Half Mill**, , including dismount. *EC 11/16/09 Effective immediately*
 - (3) Interfering with longe line or side reins.
 - (4) Touching neck in Flag without loss of form.
 - (5) No kneel (both knees) before Flag or Stand.
- c. Up to two (2) points deducted for:
- (1) Time wasted: between taking grips and vaulting on, before commencing an exercise, and between parts of an exercise.
 - (2) Landing heavily on horse's back.
 - (3) Buttocks leaving horse during Mill.
- d. Two (2) points deducted for:
- (1) Exercise fails, but vaulter stays on and repeats successfully.
 - (2) Retaking grips in Basic Seat, Flag or Stand.
 - (3) Touching horse with hand behind surcingle in Mill.
 - (4) In Team Events, a compulsory exercise shown out of order in which the vaulter stays on and repeats the correct exercise before dismounting.
 - (5) Repeating mount (first attempt unsuccessful; second attempt successful).
- e. Score of zero (0) for:
- (1) Coming off horse during a compulsory exercise.
 - (2) Retaking grips twice.
 - (3) Repeating a compulsory exercise twice.
 - (4) Turning the wrong way in the Scissors (not turning toward the longeur).
 - (5) A compulsory, no part of which is performed at the required gait.
 - (6) Each compulsory exercise not performed.
 - (7) In Individual Events, a compulsory exercise shown out of order. When two compulsories are transposed, the first exercise shown out of order receives the zero (0).
 - (8) Repeating mount (attempting to mount twice but not successful); third attempt is successful, but receives a zero.
 - (9) In Individual Events, after third unsuccessful attempt to mount, the vaulter is excused from the ring.
 - (10) In Team Events, if unsuccessful mount occurs in first set of compulsories (after the third unsuccessful attempt to mount), the vaulter shall return to the line and may attempt to mount for the second set of compulsories. After the third unsuccessful attempt to mount in the second set of compulsories, the vaulter shall return to the line.
 - (11) In Team Events, exercises begun after the time limit.
- BOD 1/13/09 Effective 12/1/09*
2. Freestyle and Technical Test, Performance score—Team, Pas de Deux and Individual Events:
- a. Up to one (1) point deducted for:
 - (1) In Team Events, for each landing other than on both feet.
 - b. Up to two (2) points deducted for:
 - (1) Falls
3. Freestyle and Technical Test, Composition score—Team, Pas de Deux and Individual Events:
- a. One (1) point deducted for:
 - (1) In Individual Events, after the final bell, the vaulter must commence the final vault-off within three (3) strides or incur a deduction of 1.0 point from the score for Composition. Vault-offs which are not commenced within three (3) strides, and all other exercises commenced after the final bell will not be scored in the Degree of Difficulty nor in the Performance.
 - (2) In Team Events, after the final bell, vaulters must finish the exercise or combination in progress and must proceed immediately to commence the vault-offs or incur a deduction of 1.0 point from Composition. Exercises, or combinations other than the final vault-off, commenced after the final bell will not be considered in the Degree of Difficulty nor in the Performance.

- (3) In C Team Events, for performing more than six (6) static triple exercise.
- b. Up to two (2) points deducted for:
- (1) In team competition, over weighting and/or overloading the horse.
- c. Two (2) points deducted for:
- (1) Each vaulter not performing at least one exercise in addition to the vault on in Team Freestyle.
4. Not scored in Freestyle and Technical Test — Team, Pas de Deux and Individual Events:
- (1) Each static exercise held for less than three (3) canter strides.
 - (2) Compulsory exercises.
 - (3) An exercise no part of which is performed at canter.
 - (4) Repetition of any exercise.
 - (5) A triple exercise in which two (2) vaulters are not in contact with the horse.
5. Technical Test, Technical Exercises, Composition score, Performance score - Individual Gold Event.
- a. See current FEI Rules for Vaulting.
 - b. See current FEI Guidelines for Judges.
6. Freestyle, Horse / General Impression score—Team Event:
In Team Competition, the score for the Horse and General Impression is divided approximately as follows: 90% for Horse; 10% for General Impression.
- Horse:
- a. Deductions at the discretion of the judge for:
 - (1) Lack of balance, not straight on the circle, impure gaits, uneven and/or unlevel, poor condition, overloading, laboring, signs of discomfort, circle size, longeing and presentation.
- General Impression:
- a) Up to one (1) point deducted for:
 - (1) Audible instruction to vaulters.
 - b) One (1) point deducted for:
 - (1) Each team member not wearing a back number.
 - c) Up to two (2) points deducted for:
 - (1) Longeing on a circle significantly deviant from 13 to 15 meters.
 - d) Up to four (4) points deducted for: *BOD 1/13/09 Effective 12/1/09*
 - (1) Assistance on to the horse from the ground in Freestyle.
 - (2) Vaulter, longeur or horse inappropriately turned out.
 - (3) Side reins forcing a horse's head behind the vertical.
 - (4) All 6 vaulters on a team do not perform in the Freestyle.
 - (5) Manes not plaited or roached.
7. Freestyle and Technical Test, Horse score—Pas de Deux and Individual Events:
In Individual and Pas de Deux competition, there is a score for the horse, only.
- Horse:
- a. Deductions at the discretion of the Judge for:
 - (1) Lack of balance, not straight on the circle, impure gaits, uneven and/or unlevel, poor condition, overloading, laboring, signs of discomfort, circle size, longeing and presentation.
8. Elimination—Team, Pas de Deux and Individual Events:
- a. In Team Event, entering ring with more than a longeur, team of 6 and 1 substitute for compulsories.
 - b. In Team Event, entering ring with more than a longeur and 6 vaulters for Freestyle.
 - c. In Team Event, substitute enters the ring but does not perform the compulsories.
 - d. **In Team Event, approaching the horse without the intention of mounting.**
BOD 1/13/09 Effective 12/1/09
 - e. In Individual event, if vaulter enters circle before previous vaulter begins vault off, entering vaulter will be eliminated.
 - f. Horse that is uneven and/or unlevel, in poor condition, or which shows signs of discomfort.
 - g. Abuse of the horse.
 - h. An unforeseen circumstance.

- i. More than three (3) vaulters on the horse at any one time or in any exercise whether actually on the horse or not.
 - j. After the maximum number of vaulters allowed to use the horse in any day, all additional vaulters will be disqualified.
 - k. Use of non-allowable equipment.
 - l. Team or vaulter not saluting within one (1) minute of the Judge's signal to enter.
 - m. Team or vaulter not commencing the performance within **thirty (30) seconds** of the judge's signal to begin. *EC 9/21/09 Effective 12/1/09*
 - n. Unauthorized assistance not specified elsewhere.
 - o. Use of dress other than defined.
 - p. Use of music with words and lyrics in all events except Gold Individual Event, A Team Event and Open Pas de Deux Event.
 - q. In the event the team/individual is eliminated, the judge should state his reason on the score sheet.
9. Team Event Scoring:
- a. Compulsory Section
 - (1) The Scores of the six (6) vaulters for each compulsory exercise are added and divided by 6 (averaged). These are the scores for the six (6) vaulters who perform in the Freestyle. The scores for the seventh vaulter are dropped.
 - (2) **For A Team and B Team**, the seven (7) averaged scores for the compulsory exercises are added to the Horse Score and divided by eight (8). This is the team's score for the Compulsory section.
 - (3) **For C Team**, the eight (8) averaged scores for the compulsory exercises are added to the Horse Score and divided by nine (9). This is the team's score for the Compulsory section. *EC 11/16/09 Effective immediately*
 - b. Freestyle Section
 - (1) Degree of Difficulty (X1)
 - (2) Composition (X1)
 - (3) Performance (X2)
 - (4) Horse/General Impression (X1)
 - (5) The five Freestyle scores are added and divided by five (5). This is the team's score for the Freestyle section.
 - c. Final Score
 - (1) The team's Compulsory score and Freestyle score are added and divided by two (2). This is the team's final score for the event.
10. Individual Event Scoring:
- a. Compulsory Section (Score 1)
 - (1) The seven (7) Compulsory scores and the Horse score are added.
 - (2) Total is divided by 8
 - b. Freestyle Section (Score 2)
 - (1) Degree of Difficulty (X1)
 - (2) Composition (X1)
 - (3) Performance (X2)
 - (4) Horse (X1)
 - (5) Total is divided by 5.
 - c. Technical Test Section (Score 1 in Round II Gold Individuals)
 - (1) The five performance scores for the designated technical exercises (5 scores).
 - (2) Composition (X2)
 - (3) Performance (X2)
 - (4) Horse Score (X1)
 - (5) Total is divided by 10
 - d. Final Score
 - (1) In each round, Scores 1 and 2 are added and divided by 2 to produce the score for that round.
 - (2) For Silver and Gold Events, the scores for each of the two rounds are added and divided by 2 to produce the final score for the event.
 - (3) For Bronze Event, Score 1 and Score 2 of Round I are added to score 1 of Round II. The total is divided by 3 to produce the final score for the event.
11. Pas de Deux Event Scoring:

- a. Freestyle I
 - (1) Content (X2)
 - (2) Performance (X3)
 - (3) Horse (X1)
 - (4) Total is divided by 6 to produce the score for Round 1. This is the final score for the event if only one round is offered.
- b. Freestyle II
 - (1) Content (X2)
 - (2) Performance (X3)
 - (3) Horse (X1)
 - (4) Total is divided by 6.
- c. Final Score
 - (1) Scores for Freestyle I and Freestyle II are added and divided by 2, to produce the final score for the event if two rounds are offered.

CHAPTER WL WELSH PONY AND COB DIVISION

SUBCHAPTER WL-1 SECTIONS A AND B GENERAL QUALIFICATIONS.

- WL101 Eligibility.
- WL102 Height.
- WL103 Type and Conformation.
- WL104 Artificial Appliances and Irritants.
- WL105 Shoeing Regulations.
- WL106 Ring Procedure.
- WL107 Attire (General).
- WL108 Driving Attire and Appointments.
- WL109 Performance Championships.
- WL110 Model Classes.

SUBCHAPTER WL-2 SECTIONS A AND B BREEDING CLASSES.

- WL111 General.
- WL112 Junior Breeding Classes.
- WL113 Senior Breeding Classes.
- WL114 Recommended Classes.

SUBCHAPTER WL-3 SECTIONS A AND B PERFORMANCE CLASSES.

- WL115 General.
- WL116 Qualifying Gaits.
- WL117 Welsh Pleasure Pony Section.
- WL118 Welsh Trail Ponies.
- WL119 Welsh Pleasure Driving Ponies.
- WL120 Welsh Roadster Pony Section.
- WL121 Welsh Formal Driving Pony Section.
- WL122 Welsh Fine Harness Pony Section.
- WL123 Welsh Draft Harness Pony Section.
- WL124 Welsh Carriage Driving Section.
- WL125 Welsh Hunter and Jumper Pony Section.
- WL126 Welsh Pony Leading Rein Class.
- WL127 Welsh Child's First Pony Class.

SUBCHAPTER WL-4 SECTIONS C AND D WELSH COB.

- WL128 Eligibility.
- WL129 Height.
- WL130 Type and Conformation.
- WL131 Artificial Appliances and Irritants.
- WL132 Shoeing Regulations.
- WL133 Ring Procedure.
- WL134 Attire (General).
- WL135 Driving Attire and Appointments.
- WL136 Championships.

SUBCHAPTER WL-5 SECTIONS C AND D WELSH COB BREEDING CLASSES.

- WL137 General.
- WL138 Recommended Classes.

SUBCHAPTER WL-6 SECTION C AND D WELSH COB PERFORMANCE CLASSES.

- WL139 General.
- WL140 Recommended Classes.



CHAPTER WL WELSH PONY AND COB DIVISION

(For rules pertaining to Welsh Cobs, see WL128-WL140)

SUBCHAPTER WL-1 SECTIONS A AND B GENERAL QUALIFICATIONS.

WL101 Eligibility.

1. All ponies must be registered in the stud book of the Welsh Pony and Cob Society of America, Inc. or the Welsh Pony and Cob Society of Canada and must be entered under their full registered name, or, if under one year, be eligible for registration.
2. A registered Welsh Pony recorded with the Federation under a different name, must show in Welsh classes for high score award points under its Welsh name. Welsh points will be awarded if its correct USEF registration number is used and its registered Welsh name is cross-referenced on the USEF certificate.
3. Registered Half-Welsh and Purebred Welsh may only show together in trail, equitation and carriage driving classes.
4. The Welsh Pony and Cob Division Rules are supplemented by the official Welsh Pony and Cob Society of America, Inc. Sanctioned Show Rules Book. Federation rules take precedence. It is the responsibility of judges, stewards, exhibitors and officials to comply with the criteria and intent of the WPCSA Sanctioned Show Rules Book. A current copy of the WPCSA Sanctioned Show Rules Book may be obtained from: WPCSA, 720 Green Street, Stephens City, VA 22655.

WL102 Height.

1. In all performance classes, ponies will be divided by height alone. Classes will be divided 12.2 hands and under, and over 12.2 hands but not exceeding 14.2 hands. Ponies may be shown together. If there are (8) eight or more ponies of each height section in a performance class it must be split and the prize money doubled.
2. Welsh ponies may not exceed 14.2 hands. Management shall not permit an animal to be shown in any Welsh performance class at a Federation Licensed Competition unless the person presenting the animal is in possession of a) a measurement card issued by the Federation bearing the date of August 15, 1993 or thereafter; or b) certified measurement card applied for prior to December 1, 1987; or c) a copy of a valid measurement form. Competition management may, at its discretion, confirm any of the foregoing information electronically with the Federation Office. At Regular Competitions, management may not give out an exhibitor's number for an animal showing in a Welsh Pony performance class before the above requirements have been complied with, and charges of rule violations for hearing and determination to Chapters GR6 and GR7 shall result for failure of compliance with this Rule. Purebred Welsh ponies may not exceed 14.2 hands.
3. Welsh Pony measurements to be conducted per Chapter HU, HU170-HU180.

WL103 Type and Conformation.

1. The Welsh Pony is a strong, proud going pony and his competition ring training should be aimed at developing his natural and characteristic action to its best expression. Suitability of the pony and its action for the type of job at hand is essential. General character is hardy, spirited and pony-like.
2. Any color except piebald and skewbald; head small and clean cut, well set on and tapering to the muzzle, a slight dish is desirable; eyes bold, set wide apart, ears well-placed, small and pointed, well up on head; nostrils prominent; jaws and throat clean and finely cut. Neck shall be lengthy, well carried and moderately lean in the case of mares but inclined to be cresty in the case of stallions; shoulders long and sloping well back; withers moderately fine but not "knifey", the humerus upright so that the foreleg is not set in under the body. Forelegs should be set square and true, not tied in at the elbow, with long, strong forearms, well developed knee and short flat bone below. Back and loins should be muscular, strong and well-coupled; girth deep and ribs well-sprung; hindquarters lengthy and fine, not cobby, ragged or goose rumped, with tail well set on and carried gaily; the hindlegs should have large hocks, flat and clean with points prominent, to turn neither inward nor outward, the hindlegs not to be bent, hocks not to be set behind a line from the point of the quarter to the fetlock joint. Pasterns should have medium slope and length, feet well-shaped and round, hoofs dense.

WL104 Artificial Appliances and Irritants.

Any pony wearing turnbuckles, equipment or devices other than those permitted in specific classes and any pony showing evidence of the use of ginger or other irritants to produce a higher tail carriage than the natural position shall be disqualified from the class in which it is competing.

WL105 Shoeing Regulations.

1. Ponies may be shown barefoot. Foals and yearlings must be shown barefoot. In Breeding classes when Two-Year-Olds are shod, the shoes must be unweighted and the foot natural with frog close to ground; pads and additional weight of any description shall disqualify.
2. The length of toe for Section "A" ponies must not exceed 4"; the shoe excluding nails but including pad must not weigh more than 10 oz. The length of toe for Section "B" ponies must not exceed 4"; the shoe excluding nails including pads must not weigh more than 12 oz. These measurements and weights will in most cases be less depending on the actual size of a pony and the type of competition (See General Rules Chapter 5 and GR804.1.)

WL106 Ring Procedure.

Only one person shall be allowed in the ring with each pony except in driving classes where each pony may be headed by one attendant properly attired. The attendant must take no action that would affect the performance of any pony. Passengers are allowed in Driving Classes. Assistance in showing from outside the ring is prohibited. Unruly ponies must be excused from the ring. Exhibitors shall be suitably attired. Judges must severely penalize any pony that shows any indication of instability or weakness or any evidence of labored action due to faulty conformation, training, long toes, heavy shoes or improper shoeing. When ponies are shown standing, the toe of at least one hind foot should be no farther back than the point of the rump. Ponies are not to be stretched.

WL107 Attire (General).

In all classes, handlers, riders and drivers should be appropriately attired. ("Short" shorts, bare midriffs and flimsy footwear are not acceptable). Those persons who, in the opinion of the judge, are inappropriately attired may be excused from the ring. Protective headgear may be worn in all classes without penalty. See GR801.

WL108 Driving Attire and Appointments.

Gentlemen to wear suit or slacks and jacket, shirt, tie, hat, gloves, apron and carry a whip. Ladies to wear slacks, blouse and jacket or tailored suit or dress, hat, gloves and apron, whip must be carried. Junior and adults riding in the competition may wear riding clothes in driving classes but must have gloves, apron and whip. Failure to follow the above rules will be penalized. Period dress is allowed only in Antique Vehicle classes. Drivers under 12 years of age must be accompanied by an adult. Drivers may carry passengers. NOTE: In case of extreme heat, jackets may be removed at the discretion of the judge. Appropriate rain gear is permissible.

WL109 Performance Championships.

1. When three or more classes are offered in a section, the Championship must be awarded on a point basis, using 5, 3, 2 and 1 values for first through fourth places.
2. Ribbons won in classes with specifications restricting ponies in any manner shall not count toward any Championship unless such classes are complementary and have the same conditions.
3. When a Championship is offered, management shall keep a score card of winnings throughout the competition which shall be prominently displayed. The Champion and Reserve titles shall be awarded to the two of the four ponies which have acquired the most points in Open Performance classes. In addition to these points, only these four ponies shall receive half points for ribbons won in Model Classes.
4. At the discretion of competition management, ties (except hunter) may either be settled by the flip of a coin or animals may be worked off on the rail using the same judging specifications as in the classes offered in the division. In case of a tie in the hunter division, the championship or reserve will be awarded to the animal that accumulated the most points over fences. If animals have an equal number of points over fences, they must be shown at

a walk, trot and canter using the same judging specifications as in the classes offered in the division.

WL110 Model Classes.

A Model class open to all Welsh ponies is prohibited. One may be offered, however, in each of the classifications listed below. The Model class must be offered in addition to the required number of the classes for the section and will receive half points. To be shown in halter or bridle without quarter boots. To be judged on type, conformation and finish. To be moved on the line.

SUBCHAPTER WL-2 SECTIONS A AND B BREEDING CLASSES.

WL111 General.

1. Ponies to be shown In-Hand at a walk and trot except in Group classes. To be judged 75% on breed type, conformation, quality and substance; 25% on way of going, disposition and manners. Stallions three years old and over must have all the fully developed physical characteristics of a stallion. Mature stallions must be masculine in appearance. Any question in this regard shall be determined by the official veterinarian. Ponies must be serviceably sound, in good condition and well groomed. To be shown in halter or bridle. Transmissible weakness and unsoundness to be counted against in Breeding classes.
2. Classes will be divided into A and B sections. Ponies will be shown in Section A or Section B based on their registration with the Welsh Pony and Cob Society. Section A and Section B ponies may not be shown together in breeding classes, however they may be shown together in performance and model classes.

WL112 Junior Breeding Classes.

Open to ponies two years old and under. Section A ponies are to wear natural, unbraided or evened mane and natural, unset, ungingered tail. The long hair of the ears may be clipped. Braiding is optional for Section B ponies. Actual age to be taken into consideration in judging foals and yearlings. Section A ponies are to wear natural, unbraided or evened mane and natural, unset, ungingered tail.

WL113 Senior Breeding Classes.

Open to ponies three years old and over. Ponies may be presented in the same manner as they are in classes of the Welsh section in which they perform except that the length of the toe shall not exceed the maximum. (See WL105). However, any ponies wearing spoon cruppers, quarter boots, humane tail braces, switches and wigs or any ponies whose tails have been nicked, inged or put in a tail set for the class entered shall be disqualified. Stallions may be shown in tack. Emphasis shall be on breed characteristics. Natural reaching action is desired.

WL114 Recommended Classes.

1. Filly foals; Yearling Fillies; Two-year-old Fillies; Junior Champion Filly.
2. Colt foals; Yearling Colts; Two-year-old Colts; Junior Champion Colt.
3. Three and Four-year-old Mares; Broodmare Five and Over with foal in current year; Bred Mare Five and Over without foal in current year; Yeld mare Five and Over; Senior Champion Mare.
4. Three- and Four-year-old Stallions; Stallions Five and Over; Senior Champion Stallion.
5. Grand Champion (Junior Champions and Reserves and Senior Champions and Reserves).
6. Supreme Champion (Grand Champion and Reserve from all sections).
7. Geldings Two and under; Geldings Three and Over; Champion Gelding; Supreme Champion Gelding.
8. Get of Sire—three animals by the same sire, combined ownership permitted; Produce of Dam—two animals out of the same Dam, combined ownership permitted; Breeder's Herd—stallion and three mares, all the property of exhibitor, all to be Two-Year-Olds or over.
9. Show Champions and Reserve Champions shall be selected as outlined in GR810.3.
10. See WPCSA Sanctioned Show Rules—Breeding Division

SUBCHAPTER WL-3 SECTIONS A AND B PERFORMANCE CLASSES.**WL115 General.**

1. Stallions may be shown in Ladies and Junior Exhibitor classes unless the prize list stipulated otherwise.
2. Classes for adult riders must be offered separately from those for junior riders. In all driving classes, Sections C and D classes, and Half-Welsh classes juniors and adults may compete together. Suitability is to be emphasized in all classes.
3. Classes are open to stallions, mares and geldings. To be judged 75% on performance, manners and style; 25% on breed type, conformation, quality and finish with emphasis in the order listed under recommended classes unless otherwise specified. Working classes are to be judged 100% on performance.
4. To be eligible for any Stake class, a pony must have been entered, shown and judged in at least one qualifying class judged under the same specifications. All performance classes will be divided by height. Refer to WL102.2.

WL116 Qualifying Gaits.

1. Walk: True, fast, flat-footed, elastic and showy.
2. Trot: Square, straight, open and reaching. Extreme speed penalized except in Roadsters.
3. Canter: Smooth, slow, collected and straight on both leads.

WL117 Welsh Pleasure Pony Section.

1. Ponies to wear unset, ungingered tail. Hunter braiding is optional. To be shown with a natural foot and unweighted shoes. Pads may be used but additional weight of any description is prohibited. Any pony wearing a spoon crupper, showing evidence of ginger or set tail, or whose feet and shoes exceed the limits as set forth in WL105 shall be disqualified. To be judged 75% on performance, manners, movement and style; 25% on breed type and conformation.
2. WELSH PLEASURE PONIES ENGLISH EQUIPMENT-CONFORMATION ENGLISH PLEASURE, WORKING ENGLISH PLEASURE, CONFORMATION ENGLISH PLEASURE STAKE. To be shown at a walk, trot and canter both ways of the ring without martingale. To be judged 75% on performance, manners, movement and style; 25% on breed type and conformation.
3. WELSH PLEASURE PONIES WESTERN EQUIPMENT-CONFORMATION WESTERN PLEASURE, WORKING WESTERN PLEASURE, CONFORMATION WESTERN PLEASURE STAKE. To be shown at a walk, jog-trot and lope both ways of the ring on a reasonably loose rein without undue restraint. To be judged on performance, with emphasis on manners 65%; breed type and conformation 25%; appointments 10% (See Rules WS104 and WS105).

WL118 Welsh Trail Ponies.

ENGLISH OR WESTERN EQUIPMENT—Class to be divided into Junior and Adult To Ride—Registered ponies, cobs, and Half Welsh are eligible to compete together. To be shown over and through obstacles at a walk, trot or jog and canter or lope. To be judged on performance 100%.

WL119 Welsh Pleasure Driving Ponies.

CONFORMATION PLEASURE DRIVING, WORKING PLEASURE DRIVING, CONFORMATION PLEASURE DRIVING STAKE. To be shown to a suitable two- or four-wheeled vehicle, four-wheeled vehicle for Pairs but not a viceroy, racing sulky or Fine Harness rig. To be shown both ways of the ring at a walk, working trot and trot on and stand quietly and except for tandems, to back quietly. Maiden ponies shall be asked to do a walk and working trot. To be judged 75% on performance, manners, movement and style; 25% on breed type and conformation.

WL120 Welsh Roadster Pony Section.

1. Ponies must be 12.2 Hands and under. Ponies to wear long, natural mane and long, unset, ungingered tail. The foretop and first strand behind ear may be braided. To be shown with a natural foot with appropriate shoes for proper balance and speed. Quarter boots or bell boots may be worn. Any pony showing evidence of ginger or a set tail or whose feet and

shoes exceed the limits as set forth in WL105 will be disqualified. Harness, equipment, attire and procedure shall conform to the Roadster Division (Chapter RD) except round reins and round traces are optional.

2. WELSH ROADSTERS PONIES TO BIKE-CONFORMATION ROADSTER TO BIKE, WORKING ROADSTER TO BIKE, CONFORMATION ROADSTER TO BIKE STAKE. To be shown to a miniature two-wheeled bike. Driver to wear stable colors. To be shown at a jog-trot, road gait and then at speed. To be judged 75% on performance, manners, movement, and style; 25% on breed type and conformation.

WL121 Welsh Formal Driving Pony Section.

1. Ponies to wear long, natural mane and long, natural unset, ungingered tail. The foretop and first strand behind ears may be braided. The foot must be natural with unweighted shoes. Pads may be used but additional weight of any description is prohibited. Any pony wearing quarter boots, a spoon crupper, humane tail brace or false tail, showing evidence of ginger or a set tail or whose feet and shoes exceed the limits as set forth in WL105 shall be disqualified. To be shown to a suitable four-wheeled vehicle. Type of harness is optional but must include a cavesson.

2. WELSH FORMAL DRIVING PONIES-CONFORMATION FORMAL DRIVING, WORKING FORMAL DRIVING, CONFORMATION FORMAL DRIVING STAKE. To be shown both ways of the ring at animated, natural trot and animated walk. To stand quietly and, except for Tandems, to back readily. To be judged 75% on performance, manners, movement and style; 25% on breed type and conformation.

WL122 Welsh Fine Harness Pony Section.

1. Ponies to wear long, natural mane and long, unset, ungingered tail. The foretop and first strand behind the ears may be braided. A spoon crupper or humane tail brace and wig or switch are optional. Quarter boots may be worn. To be shown to a viceroi or miniature fine harness rig. Light harness with snaffle bit and over check is required.

2. WELSH FINE HARNESS PONIES-CONFORMATION FINE HARNESS, WORKING FINE HARNESS, CONFORMATION FINE HARNESS STAKE. To be shown at a free animated park trot, extreme speed to be penalized and at an animated walk. To stand quietly and back readily. To be judged 75% on performance, manners, movement and style; 25% on breed type and conformation.

WL123 Welsh Draft Harness Pony Section.

1. Utilitarian usefulness is stressed for ponies, harness and wagon. Ponies to wear long natural mane and tail. Braiding with decorations optional. Tails not to be docked. Clipping of fetlocks optional. If shod, shoeing must conform with WL105. To be shown to a suitable four-wheeled vehicle except a cart may be used for singles and tandems. Heavy draft type harness with collars and breeching. Full harness and lead bars on lead teams optional. No one may assist the driver in any way except in the event of an emergency. Passengers are permitted. Sections A, B, C and D may be combined within a hitch and within a class.

2. WELSH DRAFT HARNESS PONIES-CONFORMATION DRAFT, WORKING DRAFT, CONFORMATION DRAFT STAKE. Single and multiple hitches (2,3,4) may not compete together in the same class. Separate divisions may be offered for 2, 3 and 4 hitches (2, 3, 4).

3. For Singles, Pairs, Tandem, Unicorn, four pony hitch, six pony hitch. To be shown both ways of the ring at a working trot and flat footed walk. To Halt, stand quietly and back readily. Individual maneuvers may be requested. To be judged 75% on manners, usability and performance; 25% on breed type, suitability and conformation. Fancy equipment not to count over a neat suitable working outfit.

WL124 Welsh Carriage Driving Section.

1. Open to Sections A, B, C, D and Half Welsh. Wire wheeled vehicles may be used if stated in the prize list. General rules are the same as Welsh Pleasure Driving except where noted. To be shown at a walk, slow trot, working trot, and trot on. To stand quietly and rein back. All entries chosen for a workout may be worked both ways of the arena at any gait requested by the judge and may be asked to execute a figure of eight and/or perform other appropriate tests. A division will consist of any three of the below named classes.

2. CARRIAGE DRIVING TURNOUT. To be judged 40% on performance, manners and way of going; 30% on the condition, fit and appropriateness of harness and vehicle; 15% on neatness and appropriateness of attire; 15% on overall impression.
3. CARRIAGE DRIVING WORKING. To be judged 70% on performance, manners and way of going, 20% on condition and fit of harness and vehicle; 10% on neatness of attire.
4. OBSTACLE-TIME COMPETITION. Not to exceed 20 obstacles (pairs of cones topped with tennis balls). Faults add seconds to total time. Fastest time wins.
5. OBSTACLE-DOUBLE JEOPARDY. One driver negotiates a course to its end; then passes the reins to partner who drives the course in reverse to the finish (beginning). Fastest time wins.
6. OBSTACLE-FAULT AND OUT. Drive a course until obstacle is dislodged. Time stops at that point. Fastest time completing the course or fastest time completing the most obstacles wins.
7. OBSTACLE-PROGRESSIVE. Pairs of cones with decreasing clearance between wheel hub and cone: #1—20", #2—16", #3—12", #4—8", #5—4", #6—2". Trot required. Fastest time wins. Two points for each obstacle cleared. Time stops with dislodged ball on obstacle.
8. OBSTACLE-GAMBLERS CHOICE. Driven over a course where obstacles each carry a specific point value according to difficulty. Obstacles may be driven in any order and any direction. Each obstacle may be driven twice but not in succession. Most points accumulated in given time wins.
9. OBSTACLE-CROSS-COUNTRY. Driven over an outside course of approximately 1km (.6 mile) including natural and artificial obstacles that might be encountered on a country drive (water, bridge, log, piles hay rolls, etc.) Specific time allowed. Scored on a low fault basis.
10. See USEF Rule Book Chapter CP, Carriage Pleasure Driving Division for complete rules.

WL125 Welsh Hunter and Jumper Pony Section.

1. The rules of the Open Hunter Pony Division shall apply to all Welsh Hunter Ponies except that breed type shall be considered in Conformation classes and stallions may be shown, and championships will be awarded based on WL109. Braiding is optional. In Hunter and Jumper classes ponies not exceeding 13.2 hands shall jump 2', ponies exceeding 13.2 but under 14.2 hands shall jump 2'6". Junior riders in all classes cannot have reached their 18th birthday as outlined in General Rules, GR126.
2. For "A" and "B" rated Hunter sections a competition must offer two Over Fences and one Under Saddle Class. Two of the performance classes must be judged 25% on conformation and breed type. Minimum prize money for an "A" rated section is \$150 and for a "B" rated section is \$50.

WELSH HUNTER PONY—WORKING HUNTER OVER FENCES, CONFORMATION HUNTER STAKE OVER FENCES, CONFORMATION HUNTER UNDER SADDLE.

3. Ponies shown in a Welsh Hunter section may also be shown by an Adult in a Welsh Adult to Ride section at the same competition.

WL126 Welsh Pony Leading Rein Class.

Open to Sections A, B, C and Half-Welsh. Mare or Gelding, 12.2 hands and under, to be ridden by junior exhibitors, at least four but not more than eight years of age. To be shown on light contact and to be led by an adult. The leading rein to be attached to the cavesson while leaving the control of the pony to the child. To be shown at a walk, on the right rein, to line up and stand quietly. Ponies will be called out individually to stand, walk out and trot back past the judge. Riders to be suitably dressed in Hunt, Saddle or Western attire. Ponies to be judged on conformation, way of going, manners, suitability and turn-out. This is not an equitation class. If entries are sufficient, classes may be divided 12 hands and under and over 12 hands but not exceeding 12.2 hands.

WL127 Welsh Child's First Pony Class.

Open to Sections A, B, C and Half-Welsh. Mare or Gelding, 12.2 hands and under, to be ridden by junior exhibitors, at least four but not more than ten years of age. To be shown on light contact. Ponies to be shown at a walk and trot in both directions. Riders to be suitably dressed in Hunt, Saddle or Western attire. Ponies to be judged on performance and sound-

ness. Conformation, way of going, manners, suitability and turn-out to be emphasized. If entries are sufficient, classes may be divided 12 hands and under and over 12 hands but not exceeding 12.2 hands.

SUBCHAPTER WL-4 SECTIONS C AND D WELSH COB.

WL128 Eligibility.

All must be registered in the Stud Book of the Welsh Pony and Cob Society of America, Inc. or the Welsh Pony and Cob Society of Canada and must be entered under their full registered name, or, if under one year, be eligible for registration. Registered Half-Welsh and Purebred Welsh may only show together in trail, equitation, and carriage driving classes.

WL129 Height.

Whenever possible, classes should be divided into "C" and "D" Sections. "C" Section shall be referred to as Welsh Pony of Cob Type and shall not exceed 13.2 hands. "D" Section shall be referred to as Welsh Cob, and shall exceed 13.2 hands with no upper height limit. Sections "C" and "D" may be shown together in breeding and performance classes but may not be shown with Sections "A" or "B". If there are eight or more "C" Cobs and eight or more "D" Cobs in a performance class the class must be split and the prize money doubled. "C" and "D" Cobs must be measured in accordance with General Rules Chapter 5, Subchapter 5-A.

WL130 Type and Conformation.

General Character. Strong, hardy and active with pony character and as much substance as possible. Color: Any color except piebald or skewbald. Head: Full of quality and pony character. A coarse head and Roman nose is most objectionable. Eyes: Bold, prominent and set widely apart. Ears: Neat and well set. Neck: Lengthy and well carried. Moderately lean in the case of mares but inclined to be cresty in the case of stallions. Shoulders: Strong but well laid back. Forelegs: Set square and not tied in at the elbows. Long strong forearms. Knees well developed with an abundance of bone below them. Pasterns of proportionate slope and length. Feet well shaped. Hooves dense. A moderate quantity of silky feather is not objected to but coarse, wiry hair is a definite objection. Middlepiece: Back and loins, muscular, strong and well-coupled. Deep through the heart and well ribbed up. Hindquarters: Lengthy and strong. Ragged or drooping quarters are objectionable. Tail well set on. Hindlegs: Second thighs, strong and muscular. Hocks large, flat and clean, with points prominent, turning neither inward nor outward. The hindlegs must not be too bent and the hock not set behind a line falling from the point of the quarter to the fetlock joint. Pasterns of proportionate slope and length. Feet well shaped. Hooves dense. Action: Free, true and forceful. The knee should be bent and the whole foreleg should be extended straight from the shoulder and as far forward as possible in the trot. Hocks flexed under the body with straight and powerful leverage.

WL131 Artificial Appliances and Irritants.

Any Cob wearing turnbuckles, equipment or devices other than those permitted in specific classes and any Cob showing evidence of the use of ginger or other irritants to produce a higher tail carriage than the natural position shall be disqualified from the class in which it is competing.

WL132 Shoeing Regulations.

Cobs may be shown barefoot. Foals and yearlings must be shown barefoot. In all classes the foot should be natural in appearance with the frog close to the ground. The length of the toe for Section "C" and "D" cobs must be proportional to the size of the animal. The shoe excluding nails but including pad must not weigh more than 18 oz. These measurements and weight will in most cases be less depending on the actual size of a Cob and the type of competition.

WL133 Ring Procedure.

Only one person shall be allowed in the ring with each Cob, except in driving classes where each Cob may be headed by one attendant, properly attired. The attendant must take no action that would affect the performance of any Cob. Assistance in showing from outside the ring is prohibited. Passengers are allowed in driving classes. Unruly Cobs must be excused

from the ring. Judges must severely penalize any Cob that shows any indication of instability or weakness or any evidence of laboring action due to faulty conformation, training, long toes, heavy shoes, or improper shoeing. When Cobs are shown standing, the toe of at least one hind foot should be no farther back than the point of the quarter. Stretched Cobs must be disqualified.

WL134 Attire (General).

In all cases, handlers, riders and drivers should be appropriately attired. Those persons who in the opinion of the judge are inappropriately attired, may be excused from the ring. Protective headgear may be worn in all classes without penalty. See General Rules, GR801.

WL135 Driving Attire and Appointments.

Gentlemen to wear suit or slacks and jacket, shirt, tie, hat, gloves, apron and carry a whip. Ladies to wear slacks, blouse and jacket or tailored suit or dress, hat, gloves and apron, and carry a whip. Junior and adults riding in the competition may wear riding clothes in driving classes but must have gloves, apron and whip. Failure to follow the above rules will be penalized. Period dress is allowed only in Antique Vehicle classes. Drivers under 12 years of age must be accompanied by an adult. In case of extreme heat, jackets may be removed at the discretion of the judge. Appropriate rain gear is permissible.

WL136 Championships.

Ribbons won in classes restricting Cobs in any manner shall not count toward any Championship unless such classes are complementary and have the same conditions. When a Championship is offered, management shall keep a score card of winnings throughout the competition which shall be prominently displayed. The Champion and Reserve titles shall be awarded to the two of the four Cobs which have acquired the most points in Open Performance classes. In addition to these points, only these four Cobs shall receive half points for ribbons won in Model classes. In case of a tie, the Champion or Reserve shall be awarded to the Cob that has accumulated the highest number of points in performance classes. If the scores remain tied, the Champion or Reserve shall be worked off on the rail using the same judging specifications as in the Open classes.

SUBCHAPTER WL-5 SECTIONS C AND D WELSH COB BREEDING CLASSES.

WL137 General.

Cobs to be shown In-Hand at a walk and trot except in group classes. Stallions three years old and over must have all the fully developed physical characteristics of a stallion. Mature stallions must be masculine in appearance. Any question in this regard shall be determined by the official veterinarian. Cobs must be serviceably sound, in good condition and well groomed. To be shown in halter or bridle. Stallions may be shown in tack. Transmissible weakness or unsoundness to be counted against in Breeding classes. No Cob, except geldings, may be shown in a Group class unless it is being shown in a Singles Breeding class at the same competition. Actual age to be taken into consideration in judging foals and yearlings. Cobs may be shown with full, natural or evened mane. The entire mane may not be braided, however, one single braid behind the ear is permissible. Tail to be unset and ungingered. A bridle path, if necessary, shall not exceed two inches. Any Cobs wearing spoon cruppers, quarter boots, humane tail braces, switches and wigs or any Cobs whose tails have been docked, nicked, gingered or put in a tail set for the class entered shall be disqualified. Emphasis shall be on breed characteristics. Natural reaching action is desired. To be judged 75% on breed type, conformation, quality and substance; 25% on way of going, disposition and manners.

WL138 Recommended Classes.

1. Filly foals; Yearling Fillies; Two-year-old Fillies; Junior Champion Filly.
2. Colt foals; Yearling Colts; Two-year-old Colts; Junior Champion Colt.
3. Three- and Four-year-old Mares; Broodmare Five and Over with foal in current year; Bred Mare Five and Over without foal in current year; Yeld mare Five and over; Senior Mare Champion.
4. Three- and Four-year-old Stallions; Stallions Five and Over, Senior Stallion Champion.

5. Grand Champion (Junior Champions and Reserves and Senior Champions and Reserves).
6. Supreme Champion (Grand Champions and Reserves from all sections).
7. Geldings Two and Under, Geldings Three and Over; Champion Gelding, Supreme Champion Gelding.
8. Get of Sire—three animals by the same sire, combined ownership permitted; Produce of Dam—two animals out of the same Dam, combined ownership permitted; Breeder's Herd—stallion and three mares, all the property of exhibitor, all to be Two-year-olds and Over.
9. Show Champions and Reserve Champions shall be selected as outlined in GR810.3.
10. See WPCSA Sanctioned Show Rules - Breed Division.

SUBCHAPTER WL-6 SECTION C AND D WELSH COB PERFORMANCE CLASSES.

WL139 General.

The Welsh Cob is strong and proud going and his competition ring training should be aimed at developing his natural and characteristic action to its best expression. Suitability of the Cob and its action for the type of job at hand is essential. Open to Stallions, Mares and Geldings. To be judged 75% on performance, manners, and style; 25% on breed type, conformation, quality, and finish with emphasis in the order listed under recommended classes unless otherwise specified. Working classes are to be judged 100% on performance. See WPCSA Sanctioned Show Rules—Performance Division. Stallions may be shown in Ladies and Junior Exhibitor classes unless the prize list stipulates otherwise. Qualifying Gaits:

1. Walk: True, fast, flat-footed, elastic and showy.
2. Trot: Square, straight, open, reaching and powerful. Extreme speed penalized.
3. Canter: Smooth, slow, collected and straight on both leads.

WL140 Recommended Classes.

To be eligible for any Stake class, a Cob must have been entered, shown and judged in at least one qualifying class judged under the same specifications. When three or more classes are offered in a section, the Championship must be awarded on a point basis, using 5, 3, 2 and 1 values for first through fourth places. A Model class open to all Welsh Cobs is prohibited. One may be offered, however, in each of the classifications listed below. The Model class must be offered in addition to the required number of classes for the section and will receive half points. To be shown in halter or bridle without quarter boots. To be judged on type, conformation and finish. To be moved on the line. Suitability to be emphasized in all classes. If separate classes in the Section C and D Welsh Cob division are not offered for Junior and Adult riders, then they may show together. Juniors and Adults may also compete together in driving and Half-Welsh classes.

1. Welsh Cob Pleasure Section. Cobs to wear unset, ungingered tail. Hunter braiding is prohibited. To be shown with a natural foot and unweighted shoes. Pads may be used but additional weight of any description is prohibited. Any Cob wearing a spoon crupper, showing evidence of ginger or set tail, or whose feet and shoes exceed the limits as set forth in WL132 shall be disqualified. To be judged 75% on manners, performance and style; 25% on breed type and conformation.
 - a. WELSH COB PLEASURE ENGLISH EQUIPMENT-CONFORMATION ENGLISH PLEASURE, WORKING ENGLISH PLEASURE, CONFORMATION ENGLISH PLEASURE STAKE. To be shown at a walk, trot and canter both ways of the ring without martingale. To be judged 75% on manners, performance and style; 25% on breed type and conformation.
 - b. WELSH COB PLEASURE WESTERN EQUIPMENT-CONFORMATION WESTERN PLEASURE, WORKING WESTERN PLEASURE, CONFORMATION WESTERN PLEASURE STAKE. To be shown at a walk, jog-trot and lope both ways of the ring on a reasonably loose rein without undue restraint. To be judged on performance, with emphasis on manners 65%; breed type and conformation 25%; appointments 10% (See WS105).
2. WELSH COB TRAIL ENGLISH OR WESTERN EQUIPMENT—Class to be divided into Junior and Adult to Ride. Sections A, B, C, D, and registered Half Welsh are eligible to compete together. To be shown over and through obstacles at a walk, trot or jog and canter or lope. To be judged on performance 100%.

3. WELSH COB PLEASURE DRIVING-CONFORMATION PLEASURE DRIVING, WORKING PLEASURE DRIVING, CONFORMATION PLEASURE DRIVING STAKE. To be shown to a suitable two- or four-wheeled vehicle, four-wheeled vehicle for Pairs but not a viceroy, racing sulky or Fine Harness rig. To be shown both ways of the ring at a walk, working trot and trot on and stand quietly and except for tandems, to back quietly. Maiden Cobs shall be asked to do a walk and working trot. To be judged 75% on manners, performance and style; 25% on breed type and conformation.

4. Welsh Cob Formal Driving Section. Cobs to wear long, natural mane and long, natural unset, ungingered tail. The foretop and first strand behind ears may be braided. The foot must be natural with unweighted shoes. Pads may be used but additional weight of any description is prohibited. Any Cob wearing quarter boots, a spoon crupper, humane tail brace or false tail or showing evidence of ginger or a set tail or whose feet and shoes exceed the limits as set forth in WL132 shall be disqualified. To be shown to a suitable four-wheeled vehicle. Type of harness is optional but must include a cavesson.

a. WELSH COB FORMAL DRIVING-CONFORMATION FORMAL DRIVING, WORKING FORMAL DRIVING, CONFORMATION FORMAL DRIVING STAKE. To be shown both ways of the ring at animated, natural trot and animated walk. To stand quietly and, except for Tandems, to back readily. To be judged 75% on performance, manners and style; 25% on breed type and conformation.

5. Welsh Cob Draft Harness Section. Utilitarian usefulness is stressed for Cobs, harness and wagon. Cobs to wear long natural mane and tail. Braiding with decorations optional. Tails not to be docked. Clipping of fetlocks optional. If shod, shoeing must conform with WL132. To be shown to a suitable four-wheeled vehicle except a cart may be used for singles and tandems. Heavy draft type harness with collars and breeching. Full harness and lead bars on lead teams optional. No one may assist the driver in any way except in the event of an emergency. Passengers are permitted. Sections A, B, C, D may be combined within a hitch and within a class.

WELSH COB DRAFT HARNESS-CONFORMATION DRAFT, WORKING DRAFT, CONFORMATION DRAFT STAKE. Single and multiple hitches (2,3,4) may not compete together in the same class. Separate divisions may be offered for 2, 3, and 4 hitches. For Singles, Pairs, Tandem, Unicorn, four pony hitch, six pony hitch. To be shown both ways of the ring at a working trot and flat-footed walk. To halt, stand quietly and back readily. Individual maneuvers may be requested. To be judged 75% on manners, usability and performance; 25% on breed type, suitability and conformation. Fancy equipment not to count over a neat suitable working outfit.

6. Welsh Carriage Driving Section. Open to Sections A, B, C, D and Half Welsh. Wire wheeled vehicles may be used if stated in the prize list. General rules are the same as Welsh Pleasure Driving except where noted. To be shown at a walk, slow trot, working trot, and trot on. To stand quietly and rein back. All entries chosen for a workout may be worked both ways of the arena at any gait requested by the judge and may be asked to execute a figure of eight and/or perform other appropriate tests. A division will consist of any three of the below named classes.

a. CARRIAGE DRIVING TURNOUT. To be judged 40% on performance, manners and way of going; 30% on the condition, fit and appropriateness of harness and vehicle; 15% on neatness and appropriateness of attire; 15% on overall impression.

b. CARRIAGE DRIVING WORKING. To be judged 70% on performance, manners and way of going, 20% on condition and fit of harness and vehicle; 10% on neatness of attire.

c. OBSTACLE-TIME COMPETITION. Not to exceed 20 obstacles (pairs of cones topped with tennis balls). Faults add seconds to total time. Fastest time wins.

d. OBSTACLE-DOUBLE JEOPARDY. One driver negotiates a course to its end; then passes the reins to partner who drives the course in reverse to the finish (beginning). Fastest time wins.

e. OBSTACLE-FAULT AND OUT. Drive a course until obstacle is dislodged. Time stops at that point. Fastest time completing the course or fastest time completing the most obstacles wins.

f. OBSTACLE-PROGRESSIVE. Pairs of cones with decreasing clearance between wheel hub and cone: #1—20", #2—16", #3—12", #4—8", #5—4", #6—2". Trot required.

Fastest time wins. Two points for each obstacle cleared. Time stops with dislodged ball on obstacle.

g. OBSTACLE-GAMBLERS CHOICE. Driven over a course where obstacles each carry a specific point value according to difficulty. Obstacles may be driven in any order and any direction. Each obstacle may be driven twice but not in succession. Most points accumulated in given time wins.

h. OBSTACLE-CROSS-COUNTRY. Driven over an outside course of approximately 1km (.6 mile) including natural and artificial obstacles that might be encountered on a country drive (water, bridge, log, piles hay rolls, etc.) Specific time allowed. Scored on a low fault basis.

i. See USEF Rule Book Chapter CP, Carriage Pleasure Driving Division for complete rules.

7. Welsh Cob Hunter and Jumper Section. The rules of the Open Hunter Pony Division shall apply to all Welsh Hunter Cobs except that breed type shall be considered in Conformation classes and stallions may be shown. Braiding is optional. Fence heights for Sections C and D cobs shall conform to the rules of the Open Hunter Pony Division except fence heights for Section C's (not exceeding 13.2) shall be 2'0"; for Section D's exceeding 13.2 shall be 2'6". WELSH COB HUNTER—WORKING HUNTER OVER FENCES, CONFORMATION HUNTER STAKE OVER FENCES, CONFORMATION HUNTER UNDER SADDLE.

CHAPTER WS WESTERN DIVISION

SUBCHAPTER WS-1 GENERAL.

- WS101 Eligibility.
- WS102 Instructions to Riders.
- WS103 Conduct.
- WS104 Personal Appointments.
- WS105 Tack.
- WS106 Amateur.
- WS107 Amateur Owners.
- WS108 Maiden, Novice, Limit.
- WS109 Snaffle or Hackamore Horse.
- WS110 Falls.

SUBCHAPTER WS-2 WORKING COW HORSE SECTION.

- WS111 Working Cow Horse.
- WS112 Tack.
- WS113 Broken Equipment.
- WS114 Scoring.
- WS115 Judging.
- WS116 Hackamore/Snaffle Bit Horses.
- WS117 Green Cow Horse.
- WS118 Class Specifications.
- WS119 Patterns.

SUBCHAPTER WS-3 TRAIL HORSE SECTION.

- WS120 Working.
- WS121 Green Trail Horse.
- WS122 Conduct.
- WS123 Definitions.
- WS124 Scoring Procedures (This scoring system is optional).
- WS125 Trail Course Designers.
- WS126 Mandatory Dimensions of Trail Obstacles.

SUBCHAPTER WS-4 PLEASURE HORSE SECTION.

- WS127 Working.
- WS128 Green Pleasure Horse.
- WS129 Class Specifications.

SUBCHAPTER WS-5 WESTERN RIDING HORSE SECTION.

- WS130 Working.
- WS131 Credit.
- WS132 Patterns.
- WS133 Scoring.
- WS134 Penalties.
- WS135 Off pattern.
- WS136 Faults.
- WS137 Class Specifications.



CHAPTER WS WESTERN DIVISION

SUBCHAPTER WS-1 GENERAL.

WS101 Eligibility.

Horses may be of any breed or combination of breeds 14.1 hands and over. Junior exhibitor classes are open to horses and ponies. Stallions are prohibited in junior exhibitor classes. Horses must be serviceably sound, in good condition and of stock horse type. A full mane is not required. Entries may be judged for soundness and conformation before entering the arena. Any horse showing evidence of altered tail carriage may be penalized.

WS102 Instructions to Riders.

Only one hand may be used on reins and hands must not be changed except to negotiate an obstacle in a Trail Horse Class. Hand to be around reins. When ends of split reins fall on side of reining hand, one finger between reins is permitted. When using romal or when ends of split reins are held in hand not used for reining, no finger between reins is allowed. Rider may hold romal or end of split reins to keep them from swinging and to adjust the position of the reins provided it is held with at least 16 inches of rein between the hands. When riding with a hackamore or snaffle the riders hands should be carried near the pommel and not further than four inches out on either side of the saddle horn. Rider's hands should be steady with very limited movement.

WS103 Conduct.

1. If bridles are to be checked it is the sole responsibility of the judge(s) to do so. The judge may designate the steward to check bridles at the out gate. Riders must dismount.
2. Any class with 50 or more entries must be divided. Awards and prize money must be given in each section; add-back money to be awarded according to number of horses in each section.
3. Classes which require individual performances shall have a draw performed by the competition management to determine the horses' order to perform. A systematic rotation of the starting list must be employed so that a complete cycle is made during the competition. This draw to be posted at the back gate, not less than one hour prior to that class. The draw must be adhered to except in the following cases:
 - a. If exhibitor is showing more than one horse, his horses shall be staggered to allow for changing horses.
 - b. No horse shall perform as the first horse in more than one class per competition unless there are more classes than horses.
 - c. An accident.
 - d. Multiple rings showing.
4. Courses or patterns for classes which require individual performance will be posted a minimum of one hour prior to the class. The posted pattern is to be followed unless a change becomes necessary due to safety considerations. In this case, the judge will meet with all exhibitors and explain the change. If a pattern or course is posted and publicly announced, the announcement shall be for the benefit of the audience and if there is any discrepancy between the posted pattern and the announced pattern, the posted pattern is the pattern to be followed. If there is a discrepancy between the written pattern and the drawn pattern, the written pattern will take precedence.
5. All horses must leave the ring in a forward motion, no backing out of ring. A disqualified or eliminated competitor who continues to school excessively will be asked to leave the arena. Any delay or refusal will subject the competitor to further disciplinary action. No horse or exhibitor will be allowed to enter or show in any class in which he is not eligible. In individual performance classes, an off course will receive no score and no award (Exception: WS114). In classes where horses perform individually, they shall enter the ring one at a time, rather than work out of a lineup in the arena.
6. In the case of a first place tie in the Trail horse and Western Riding classes, tied horses must repeat part of the course or pattern.

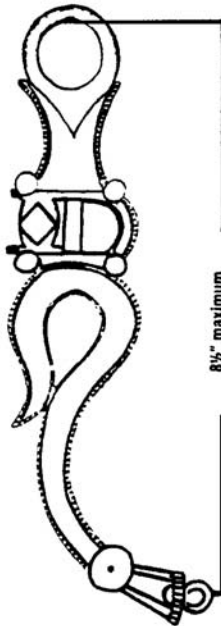
WS104 Personal Appointments.

1. Competitors must be penalized for incomplete appointments but not necessarily disqualified.
2. Riders must wear Western hat; long-sleeved shirt any type of collar, (exhibitors in National Show Horse, and Saddlebred divisions must wear a necktie, kerchief or bolo tie) trousers or pants and boots; (a one-piece long-sleeved equitation suit is acceptable provided it includes any type of collar). Chaps, shotgun chaps and spurs are optional unless riders are showing in trail or pleasure class (riders showing at an Arabian, Half Arabian, Morgan, National Show Horse, or Saddlebred competition must wear chaps). A vest, jacket, coat and/or sweater may also be worn. Whips are not allowed except with side saddle. (See GR1311.2 Dispensations). Protective headgear may be worn without penalty; not required to be of Western style. Refer to GR801.
3. A side saddle rider must wear an apron of closed or button type with belt under loops. It is suggested that an apron with waist band cut the same as chaps and double thickness, be used in classes where chaps are required.

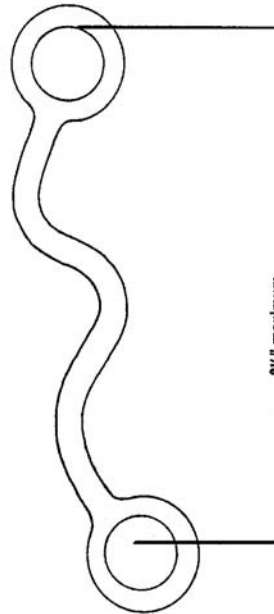
WS105 Tack.

1. Competitors must be penalized for incomplete appointments but not necessarily disqualified. Entries shall be shown with stock saddle but silver equipment will not count over a good working outfit. A side saddle shall be considered legal equipment. **Breast collars are acceptable.** Tapaderos are prohibited.
2. There shall be no discrimination against any standard Western bit. A standard Western bit is defined as having a shank with a maximum length overall of 8 1/2". The mouthpiece will consist of a metal bar 5/16" to 3/4" in diameter as measured one inch in from the shank. The bars may be inlaid but must be smooth or latex wrapped. Nothing may protrude **above or below** the mouthpiece (bar) such as extensions, prongs or rivets designed to intimidate the horse. Rollers attached to the center of the bit are acceptable, and may extend below the bar. Jointed mouthpieces are acceptable and may consist of two or three pieces and may have one or two joints. A three-piece mouthpiece may include a connecting ring of 1 1/4" or less in diameter or a connecting flat bar of 3/8" to 3/4" (measured top to bottom with a maximum length of 2"), which lies flat in the mouth, or a roller or port as described herein. The port must be no higher than 3 1/2" maximum with roller(s) and covers acceptable. Jointed mouthpieces, half-breeds and spade bits are standard. Slip or gag bits, rigid donut mouthpieces and flat polo mouthpieces are prohibited. Roping bits with both reins connected to a single ring at center of cross bar shall not be used. Reins must be attached to each shank. Any rein design or other device which increases the effective length and thereby the leverage of the shank of a standard western bit is prohibited. Anything that alters the intended use of equipment as provided for in the description of appointments for a given class is considered to be an artificial appliance.
3. Standard snaffle bits are permitted in any class on a junior horse five years old and under. A standard snaffle bit is defined as a center jointed single rounded, unwrapped smooth mouthpiece of 5/16" to 3/4" diameter metal as measured from ring to 1" in from the ring with a gradual decrease to the center of the snaffle. The rings may be from 2" to 4" outside diameter of either the loose type, eggbutt, dee or center mounted without cheeks. **The inside circumference of the ring must be free of rein, curb or headstall attachment hooks.** If a curb strap is used it must be attached below the reins. **Closed reins (example mecate) on a snaffle bit are prohibited.** *BOD 1/13/09 Effective 12/1/09*
4. Hackamores are permitted in any class on a junior horse five years old and under. A hackamore includes a bosal rounded in shape and constructed of flexible braided rawhide or leather and must have a flexible nonmetallic core attached to a suitable headstall with maximum diameter of 3/4" at the cheek. Attached reins may be of hair, rope or leather. No other material of any kind is to be used in conjunction with a bosal, i.e., steel, metal or chains (Exception: smooth plastic electrical tape is acceptable).
5. Horses shall not be shown with artificial appliances that would tend to alter their performance. Curb chains and leather chin straps may be used but must be flat and at least 1/2" in width and lie flat against the jaws of the horse. No wire, rawhide, metal or other substance can be used in conjunction with or as part of the leather chin strap, or curb chains. Rounded, rolled, braided or rawhide curb straps are prohibited. A light lip strap is permissible. Hackamore bits, bosals, cavesson type nosebands, martingales and tie-downs are pro-

SOME ACCEPTABLE CURB CHAINS



8 1/2" maximum



8 1/2" maximum

CORRECT METHOD OF MEASURING
OVERALL BIT LENGTH. A VERTICAL LINE
FROM THE UPPER MOST PART OF HEADSTALL
SLOT TO THE REIN RING.

hibited. A judge does not have the authority to add or to remove any of the standard equipment as specified above.

6. Bandages and boots of any type are prohibited. In the event of injury, the Judge may permit a protective bandage. In Working Cow Horse classes, the use of shin, bell boots and/or protective bandages on the front legs and standard sliding or rundown boots on the rear fetlocks are permitted.

WS106 Amateur.

Refer to General Rules, GR1306 regarding amateur status. When dividing by age of rider, no horse may compete in more than one age section of the same class (Exception: Arabian and Morgan Divisions).

WS107 Amateur Owners.

To be ridden by Amateur Owners or an amateur member of the owner's family. In either case classes are restricted to riders who are no longer eligible to compete as a Junior Exhibitor. Leased horses are not eligible and multiple ownership is not permitted unless all owners are members of the same family. An Amateur who rides for a person outside of his family may not ride in a class restricted to Amateur Owners in the same competition. If a class is divided by age, it should be 18-25 years and 26 and over.

WS108 Maiden, Novice, Limit.

Ribbons won in classes at Federation Recognized Competitions and in classes at competitions recognized by any breed organization count in reckoning a horse's Maiden, Novice or Limit status (See GR134.)

WS109 Snaffle or Hackamore Horse.

A snaffle or hackamore horse is a junior horse and may be shown in a ring snaffle or hackamore with two hands (both hands must be visible to the judge) and may also be shown in a bridle (one handed). A junior horse may be switched back and forth from a bridle to snaffle or hackamore (Arabians, Half Arabians, National Show Horses, and Saddlebreds may not switch back and forth from a bridle to snaffle or hackamore).

WS110 Falls.

A fall of a horse and/or rider in a working cow, trail, or western riding class will result in a score of zero. A fall in a Western Pleasure class will be cause for elimination (GR117). For definition of a fall in working cow classes see WS114, for pleasure, trail and western riding see GR121.

SUBCHAPTER WS-2 WORKING COW HORSE SECTION.

It is the intent of the USEF Western Committee to comply with the National Reined Cow Horse Association (NRCHA) rules *and refer to Chapter 6 Broken Equipment, Chapter 17 Scoring, Chapter 19 Judging, Chapter 20 Patterns, Chapter 21 Pattern Description (Maneuvers) and Chapter 22 Judges Score Sheet* regarding working cow classes held at licensed competitions. For further information regarding the conduct of Working Cow competitions, contact the NRCHA, 13181 US Highway 177, Byars, OK 74831; (580) 759-4949 phone; www.nrcha.com. *BOD 1/17/10 Effective 4/1/10*

WS111 Working Cow Horse.

The working cow horse class consists of two mandatory phases, the reined work and the cow work. (Exception: In the Arabian and Half/Anglo Arabian Division, only cow work is required in Working Cow classes but both phases are required in Reined Cow Horse classes.) Each phase will have equal bearing and the final placings will be determined by the total of both scores. In cases of ties for first place the entry with the highest cow work score will prevail. If the cow work scores are identical, the tied entries for first place will work off with an additional cow work. All ties for other than first place will remain tied for points and prize money purposes and riders will flip for ribbons. Horses receiving a zero score in one phase and a score in the other are eligible for placing. Horses receiving a zero in both phases or a no score in either or both phases are ineligible for placing.

WS112 Tack. *BOD 1/17/10 Effective 4/1/10*

See WS105 regarding tack, or for an Arabian restricted class see AR195 (Western Pleasure Section-Appointments).

WS113 Broken Equipment.

For broken equipment refer to the current copy of the National Reined Cow Horse Association rule book, Chapter 6 Broken Equipment.

WS114 Scoring.

Refer to the current copy of the National Reined Cow Horse Association rule book, Chapter 17 Scoring.

WS115 Judging.

For Herd Work, Reined Work, and Cow Work refer to the current copy of the NRCHA rule book, Chapter 19, Judging. It is recommended that the appropriate NRCHA judges score card is used in scoring these classes.

WS116 Hackamore/Snaffle Bit Horses.

A Hackamore/Snaffle Bit horse is not more than five years old. Rider may use both hands. Horses shall enter arena and work in the same manner as prescribed for bridle classes but with less speed.

WS117 Green Cow Horse.

A green cow horse is a horse that has not been shown in any reining or working cow horse class prior to December 1 of the previous year, excluding snaffle bit futurities or hackamore classes.

WS118 Class Specifications.

1. All Working Cow horses are to lope a figure eight; run at speed; stop and turn easily. To be judged on rein, conformation, manners and appointments. Exception: Junior exhibitor classes are to be judged on manners with particular emphasis on rider's hands, rein, conformation and appointments.
2. Championship. To be eligible, horses must be entered, shown and judged in any other class in this section.
3. Hackamore/snaffle bit classes (first and second year) are open to horses not more than five years old. To be shown with hackamore/snaffle bit only.

WS119 Patterns.

Refer to the current copy of the National Reined Cow Horse Association rule book, Chapter 20 for Patterns and Chapter 21 for Pattern Description (maneuvers).

SUBCHAPTER WS-3 TRAIL HORSE SECTION.**WS120 Working.**

1. Trail horses are required to work over and through obstacles. No horse may enter the trail course area until the course and the judge are ready. Riders will be permitted to inspect the course on foot during the Judge's instructions prior to the start of the class. Tests which may be required are negotiating gate, carrying objects from one part of arena to another, riding through water, over logs or simulated brush, riding down into and up out of ditch without lunging or jumping, crossing a bridge, backing through obstacles, sidepassing, and performing over any reasonable conditions encountered along the trail. However, unnatural obstacles, such as fire extinguishers, perforated plywood in water boxes, exotic animals or unsafe elements such as hay bales, should be avoided. Course to include a minimum of six obstacles. Care in preparing the course should be exercised to prevent a direct advantage to either a small or large horse. Rider's hands shall be clear of horse to avoid cueing. Horses to be penalized for any unnecessary delay while approaching obstacle. Judges are encouraged to advance on to next obstacle any horse taking excessive time at an obstacle. Two or more horses may be entered by the same exhibitor and the same rider may elect to show more than one horse. Obvious unsoundness must be disqualified with no prize awarded. Rail work shall not be required. *BOD 1/17/10 Effective 4/1/10*

WS121 Green Trail Horse.

A Green Trail Horse is a horse of any age that has not been shown in Trail Horse classes prior to December 1 of the previous year.

WS122 Conduct.

1. *Management may select a particular scoring system or allow the judge to use a system of his or her choice. (See WS123 for optional systems.)*
2. This class will be judged on the performance of the horse over obstacles, with emphasis on manners, response to the rider, and quality of movement. Credit will be given to horses negotiating the obstacles with style and efficiency, providing correctness is not sacrificed. Horses should receive credit for showing attentiveness to the obstacles and the capability of picking their own way through the course when obstacles warrant it, and willingly responding to the rider's cues on more difficult obstacles.
3. Horses shall be penalized for any unnecessary delay while approaching or negotiating the obstacles. Horses with artificial appearance over obstacles should be penalized.
4. Horses must not be required to work on the rail. The course must be designed, however, to require each horse to show the three gaits (walk, jog at least 30 feet, lope right and left lead) somewhere between and or over obstacles as a part of its work, and quality of movement and cadence should be considered as part of the maneuver score.
5. The course to be used must be posted at least one hour before scheduled starting time of the class.
6. Refer to WS125 for mandatory obstacle dimensions.
7. The judge may alter the course prior to the course walk.
8. If at any time the trail obstacle is found to be unsafe, it shall be repaired or removed from the course. If it cannot be repaired and horses have completed the course, the score for that obstacle shall be deducted. No horse shall be asked to repeat the course, except in the case of a tie.
9. All entered exhibitors will be allowed to walk and inspect the course with the judge and the course designer, if present, prior to the start of the class. In amateur and junior exhibitor classes, exhibitors may be accompanied by their trainer.
10. Recommended that a course should be no longer than 2 minutes per horse.
11. Recommended to have at least 30 feet between obstacles, when arena is big enough to permit it. Not recommended for walkovers/bridge/back through combinations.
12. No Time Outs will be allowed. *BOD 1/17/10 Effective 4/1/10*

WS123 Definitions.

1. **KNOCKDOWN:** When any component, element, or portion of an obstacle is displaced from its original position by horse and rider.
2. **REFUSAL:** Any action taken by the horse to avoid performing an obstacle, part of a combination of obstacles or portion of a trail course. These actions may include, but are not limited to the following:
 - a. Balking: Any action that results in a horse blatantly and continuously refusing a rider's command.
 - b. Evading or running past an obstacle.
 - c. Each complete loss of the gate.
 - d. Any blatant action by the horse that demonstrates any unwillingness to approach, negotiate and/or complete an obstacle. Negotiating an obstacle in a manner that does not constitute elimination, but is not in accordance with course directions.
BOD 1/17/10 Effective 4/1/10
3. **OFF COURSE:**
 - a. Taking an obstacle in the wrong direction.
 - b. Negotiating an obstacle from the wrong side.
 - c. Skipping an obstacle unless directed by the Judge.
 - d. Negotiating obstacles in the wrong sequence.
 - e. Not following the correct line of travel. (i.e. The drawn pattern and Judge's instructions)

WS124 Scoring Procedures (This scoring system is optional).

1. The prescribed Score Sheet *may* be used. Obstacle scores and any penalties will be totaled to arrive at a final score.
2. Scores to be announced following the conclusion of each work and before the next horse begins the course.
3. Score Sheets *may* be posted. *BOD 1/17/10 Effective 4/1/10*

4. For method of breaking ties, see AR200.3. In the event of a further tie, refer to the order of the judges cards (i.e. #1, #2, #3)
5. All horses enter the arena with a score of 70. With each obstacle, the judge will instruct a scribe to assign a score as well as any appropriate penalties if one or more occurs. At the end of the work, obstacle scores will be totaled. Any penalties will then be subtracted to arrive at a final score. All horses are judged from the time they enter the arena until the completion of the last obstacle.
6. Judge(s) may review official video on No Score, Zero, and 5 point penalties only. (Video Review is solely the judge(s) decision.)
7. In the case of a displaced obstacle not being corrected the judge may grant a re-ride.
8. Scoring will be on the basis of 0-infinity, with 70 denoting an average performance. Each obstacle will receive an obstacle score that should be added or subtracted from 70 and is subject to a penalty that should be subtracted. Each obstacle will be scored on the following basis, ranging from plus 1 1/2 to minus 1 1/2: -1 1/2 extremely poor, -1 very poor, -1/2 poor, 0 correct, +1/2 good, +1 very good, + 1 1/2 excellent. Obstacle scores are to be determined and assessed independently of penalty points. Penalties should be assessed per occurrence as follows:
9. The following deductions will result:
 - a. 0-SCORE
 - (1) Use of more than one finger between the reins
 - (2) Use of two hands (exception in Snaffle Bit or Hackamore classes designated for two hands) or changing hands on reins; except for junior horses shown with hackamore or snaffle bit, only one hand may be used on the reins, except that it is permissible to change hands to work an obstacle.
 - (3) Performing the obstacles other than in specified order
 - (4) No attempt to perform an obstacle
 - (5) Equipment failure that delays completion of pattern
 - (6) Touching the horse on the neck to lower the head, or use of free hand to instill fear or praise
 - (7) Fall to the ground by horse or rider
 - (8) Failure to enter, exit or work obstacle from correct side or direction
 - (9) Failure to ride correct line within or between obstacles
 - (10) Failure to work an obstacle in any manner other than how it's posted on course - Riding outside designated boundary marker of the course
 - (11) Third refusal on course
 - (12) Cueing horse in front of cinch.
 - b. 1/2 POINT
 - (1) *For each tick of log, pole, cone or obstacle. BOD 1/17/10 Effective 4/1/10*
 - c. 1 POINT
 - (1) Each major hit of or stepping on a log, pole, cone or obstacle - Both front or hind feet in a single-strided slot or space - Skipping over or failing to step into required space
 - (2) Split pole in lope-over (pole between two front or two hind feet at lope)
 - (3) Out of lead
 - (4) Break of gait (Including to correct a lead)
 - d. 3 to 4 POINTS (depending on severity)
 - (1) Stepping outside the confines of: an obstacle (back thru, side pass, box) Knocking down an elevated pole, jump, cone, barrel, plant or obstacle.
 - e. 5 POINT (Any entry with a 5 point penalty as listed below cannot place over another entry that completes the course without a 5 point penalty)
 - (1) Dropping slicker or object required to be carried on course
 - (2) First refusal, balk, or attempting to evade an obstacle by shying or backing more than 2 strides away -Letting go of gate or dropping rope gate
 - (3) Blatant disobedience (kicking out, bucking, rearing, striking)
 - (4) Failure to ever demonstrate correct lead or gait, if designated
 - (5) Failure to complete obstacle
 - (6) Second refusal, balk, or attempting to evade an obstacle by shying or backing more than 2 strides away
 - (7) Severely disturbing an obstacle.

(8) Falling or jumping off or out of an obstacle. (bridge or water box.)

f. NO SCORE

(1) Infraction of any state or federal law which exists pertaining to the exhibition, care and custody of horses within the state or country where a USEF trail class is being held.

(2) Abuse of an animal in the show arena and/or evidence that an act of abuse has occurred prior to or during the exhibition of a horse in competition;

(3) Use of illegal equipment, including wire on bits, bosals or curb chains;

(4) Use of illegal bits, bosals or curb chains;

(5) Use of tack collars, tie downs or nose bands;

(6) Use of whips;

(7) Use of any attachment which alters the movement of or circulation to the tail;

(8) Disrespect or misconduct by the exhibitor;

(9) The judge may excuse a horse at any time while in the arena for unsafe conditions or improper exhibition pertaining to both the horse and/or rider. This may include the exhibition of an animal which is clearly not in a fit or sound condition;

(10) The use of abusive equipment, and/or the use of abusive showing techniques by the rider;

(11) The exhibition of a horse that has a cut or abrasion showing clear evidence of fresh blood in the mouth, nose, chin, shoulder, barrel, flank or hip area (those areas reasonable to believe the injury may have been caused by the rider or equipment) must be considered abuse regardless of how the injury was caused.

(12) While each judge is required to disqualify a horse exhibited in the manners described above, it should be noted that in every case the exhibitor should be given the benefit of any doubt, should any doubt exist.

WS125 Trail Course Designers.

1. A trail course designer must be employed at every show. His/Her name must appear in the prize list.
2. The trail course designer may not show in any trail class in which he/she designs. The trail course designer may judge or be an official, but shall not field any horses or pupils in classes which he/she designs.
3. At a competition that changes judges each day, if the trail course designer is one of the judges, he/she must judge on the first day.
4. The trail course designer must supply the judges and office with copies of the trail courses each day.
5. The trail course designer must be a USEF member and must be available to the trail arena at all times during the trail classes.

WS126 Mandatory Dimensions of Trail Obstacles.

All elevated poles must be set in a standard jump cup or similar type bracket. The judge has the right to alter the course.

1. WALK-OVERS
 - a. Single Poles: Maximum height 16"
 - b. Multiples: Maximum height 10"
 - c. Minimum width between poles 20" to 24" or multiples thereof, between poles is generally considered good spacing for walkovers, depending upon difficulty desired. No rolling poles.
2. JUMPS
 - a. Mounted: Maximum height 24"
 - b. Lead Over: Maximum height 18"
 - c. Minimum width between standards of a jump: 4 feet
 - d. Combinations: 12 feet for a one stride; 6 feet for a no stride
 - e. Box Jumps and L Jumps: Poles must be at least 12 feet long.
3. CAVALETTI
 - a. Jog overs: 3 feet to 3'6" apart or multiples thereof (space is measured between poles)
 - b. Lope overs: 6 to 7 feet apart or multiples thereof - 6 feet is preferable for most horses.
4. BACK THROUGHES

- a. On ground: 28" between Min.
- b. Elevated: 30" between Min.
- c. Barrels: 32" between Min.
- 5. SIDE PASSES
 - a. Single pole: Up to 24" high
 - b. Slots: Never closer than 24" wide (space is measured between poles).
- 6. SERPENTINES (jog arounds)
 - a. Pylons 6 feet apart (base to base) minimum. *Guardrails, if used, should be 3 feet to either side of the pylons.*
 - b. Pylons 3 feet apart (base to base) minimum. *Guardrails, if used, should be 6 to 8 feet to either side of the pylons.*
 - c. If tall standards are used, dimensions can be looser. *BOD 1/17/10 Effective 4/1/10*
- 7. GATE
 - a. Approximately 60" high with latch available at that height.
- 8. Bridge -Suggested (not mandatory) dimensions:
 - a. minimum of 36" wide
 - b. minimum of 6' long
 - c. no higher than 12" *BOD 1/13/09 Effective 12/1/09*
- 9. ANY OTHER MANEUVERS: Figure horse's wheelbase at five feet front hooves to back hooves.
- 10. *Unacceptable obstacles*
 - a. *Animals*
 - b. *Hides*
 - c. *PVC pipe*
 - d. *Dismounting*
 - e. *Rocking or moving bridges*
 - f. *Water box with floating or moving parts*
 - g. *Flames, dry ice, fire extinguisher, etc.*
 - h. *Logs or poles elevated in a manner that permits such to roll*

WESTERN TRAIL SCORING GUIDELINES

TRAIL	GOOD	MINOR FAULTS	MODERATE FAULTS	MAJOR FAULTS	NO SCORE/ 0 SCORE
Walk Jog Lope (on the course)	See Western Pleasure Chart				See WS124.9a and .e for infractions resulting in a "0 score" or "no score."
CONTROL OBSTACLES	Smooth Good position Responsive to aids	Slant side passes Slow response Poor head position	Stepping outside the confines of back through, side pass, or box Knocking down an elevated pole, jump, cone, barrel, plant obstacle	Refusals Letting go of gate Failure to complete obstacle Severely disturbing an obstacle	Any of these infractions result in no award for the class. Three refusals on course.
Gates Back throughs Side Passes Turns on the forehand or rear Serpentines					
AGILITY OBSTACLES					
Jumps Walk overs Trot or lope-overs Bridge Tires	Attentive Careful Willing	Major hit of pole, cone or obstacle Front and hind feet in single strided slot Skipping over or failing to step into required space Split pole in lope over Out of lead Poor jumping form Too hesitant	Break of gait	Refusals Failure to complete obstacle Severely disturbing an obstacle Falling or jumping off of or out of an obstacle (bridge, water box)	
CALMNESS Water Plastic Brush Plants Carrying objects Dally and drag					
GENERAL				Blatant disobedience (kicking, bucking, rearing, striking) Failure to demonstrate correct lead or gait, if designated	

WS-WESTERN

SUBCHAPTER WS-4 PLEASURE HORSE SECTION.

WS127 Working.

In all classes in this section, horses are to be shown at a flat footed four-beat walk; free moving easy riding two-beat jog, and three-beat lope both ways of the ring on a reasonably loose rein without undue restraint. Extended gaits may be called for by the judge. Entries shall be penalized for being on the wrong lead. Special emphasis shall be placed on the walk. Horses may be asked to back at judge's discretion. All horses chosen for a workout must be worked both ways of the ring at any gait requested by the judge.

WS128 Green Pleasure Horse.

A green pleasure horse is a horse that has not been shown in any pleasure horse class prior to December 1 of the previous year, excluding pleasure futurities.

WS129 Class Specifications.

1. A junior horse may be shown in a hackamore or a ring snaffle and may be ridden with two hands or may be shown in a bridle one handed.
2. All classes are to be shown at a walk, jog-trot and lope both ways of the ring on a reasonably loose rein without undue restraint. To be judged on performance 60%; conformation 30%; appointments 10%.
3. Pairs are to be judged as a matched pair with performance to count 60%; appointments 30%; conformation 10%.
4. Championship. To be eligible, horses must be entered, shown and judged in any other class in this section.

WESTERN PLEASURE

PLEASURE	GOOD	MINOR FAULTS	MAJOR FAULTS	ELIMINATION
WALK	ground covering flat footed good attitude	slow disinterested not attentive	nervous jogging not walking	
JOG	easy riding good motion consistent steady	too slow too fast	not performing a two-beat jog failing to jog both front and back hard or rough riding	
LOPE	easy riding good motion consistent steady	too slow too fast	wrong lead pulling not performing a three-beat lope hard or rough riding	
EXTENDED JOG	easy riding good motion consistent	inconsistent speed	breaking gaits pulling hard or rough riding no increase in speed	
BACK	proper flexion readily responsive back in straight line	hesitant not backing straight	throwing head gaping pulling not backing rearing	
GENERAL	smooth steady easy riding proper flexion & balance good attitude	over or under flexion sour ears switching tail inconsistent speed out of balance poll too high or too low to throw horse out of balance improper or incomplete appointments	throwing head bad mouth constant bumping the bit gaping constant breaking of gaits obvious schooling	two hands on reins (exception: snaffle/hackamore horses) or fingers between closed reins or more than one finger between split reins kicking illegal equipment lameness cueing horse in front of cinch fall of horse or rider bleeding mouth

WS-WESTERN

SUBCHAPTER WS-5 WESTERN RIDING HORSE SECTION.

WS130 Working.

Western Riding is an event where the horse is judged on quality of gaits, lead changes at the lope, response to the rider, manners and disposition. The horse should perform with reasonable speed, and be sensible, well-mannered, free and easy moving.

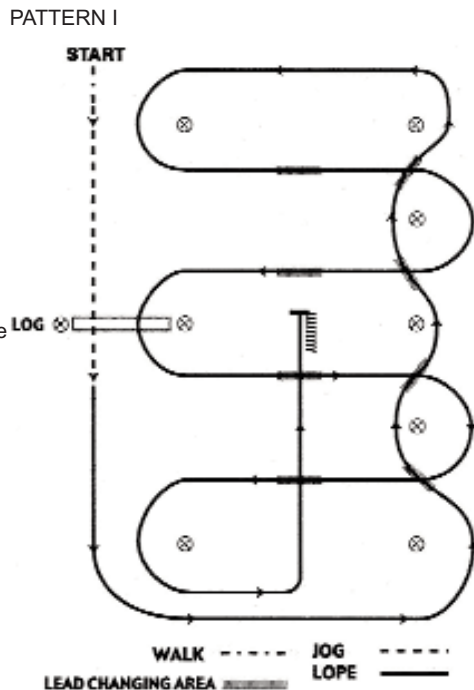
WS131 Credit.

Credit shall be given for and emphasis placed on smoothness, even cadence of gaits, and the horse's ability to change leads precisely and easily rear and front at the center point between markers. The horse should have a relaxed head carriage showing response to the rider's hands, with a moderate flexion at the poll. Horses may be ridden with light contact or on a reasonably loose rein. The horse should cross the log at both the jog-trot and lope without breaking gait or radically changing stride.

WS132 Patterns.

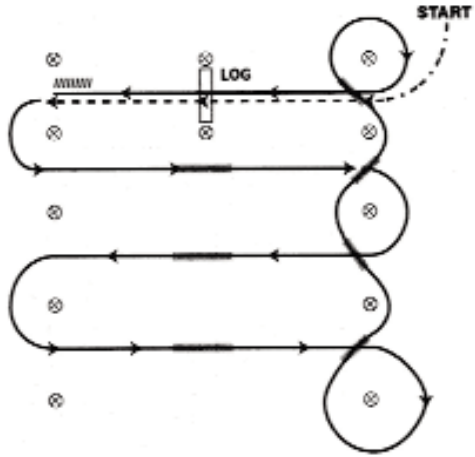
1. The judge will select one of the four patterns to be performed. The judge is responsible for the pattern being correctly set.
2. On the pattern:
 - a. The eight small circles represent pylon markers which are recommended. These should be separated by a uniform measured distance of not less than 30 feet nor more than 50 feet on the sides with 5 markers. In pattern one, the three markers on the opposite side should be set adjacent to the appropriate markers. It is recommended that markers be set a minimum of 15 feet from the fence and with 50 to 80 foot width in the pattern, as the arena permits.
 - b. A solid log or pole should be used and be a minimum of 8 feet in length.
 - c. The long serpentine line indicates the direction of travel and gaits at which the horse is to move. The shaded area represents the lead changing area between the markers. The dotted line (...) indicates walk, the dash line (—) jog, and the solid line (___) lope.

1. Walk & jog over log
2. Transition to left lead and lope
3. First line change
4. Second line change
5. Third line change
6. Fourth line change lope around the end of arena
7. First crossing change
8. Second crossing change
9. Lope over log
10. Third crossing change
11. Fourth crossing change
12. Lope up the center, stop and back



PATTERN II

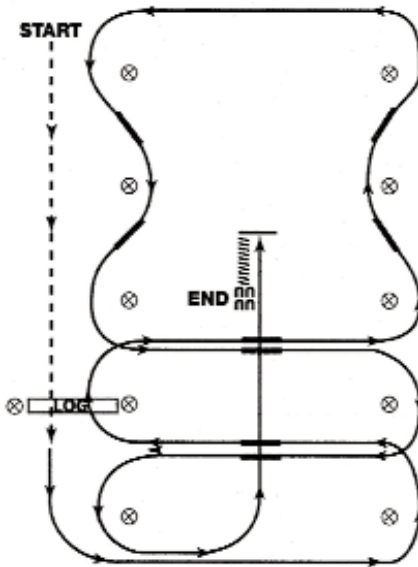
1. Walk, transition to jog, jog over log
2. Transition to left lead and lope
3. First crossing change
4. Second crossing change
5. Third crossing change
6. Circle and first line change
7. Second line change
8. Third line change
9. Fourth line change and circle
10. Lope over log
11. Lope, stop and back



WALK - - - - - JOG - - - - -
 LEAD CHANGING AREA - - - - - LOPE - - - - -

PATTERN III

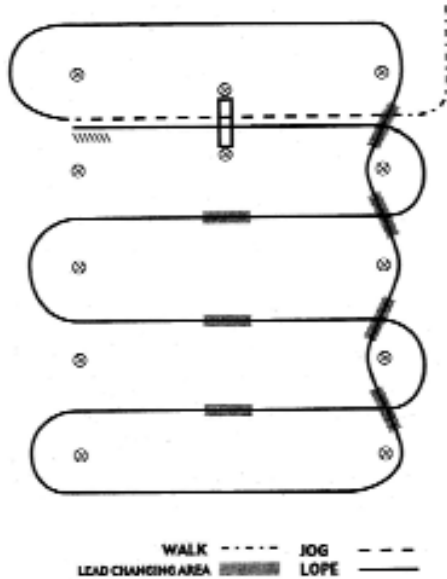
1. Walk, transition to jog, jog over log
2. Transition to left lead and lope
3. First crossing change
4. Lope over log
5. Second crossing change
6. First line change
7. Second line change
8. Third line change
9. Fourth line change
10. Third crossing change
11. Fourth crossing change
12. Lope up the center, stop and back



WALK - - - - - JOG - - - - -
 LEAD CHANGING AREA - - - - - LOPE - - - - -

PATTERN IV

1. Walk, transition to jog, jog over log
2. Transition to right lead and lope
3. First line change
4. Second line change
5. Third line change
6. Fourth line change
7. First crossing change
8. Second crossing change
9. Third crossing change
10. Lope over log
11. Lope, stop and back



WS133 Scoring.

Scoring will be on a basis of 0-100 with 70 denoting an average performance. Scoring guidelines to be considered: points will be added or subtracted from the maneuvers on the following basis, ranging from plus 1.5 to minus 1.5; -1.5 extremely poor, -.5 poor, 0 average, +.5 good, +1 very good, +1.5 excellent. Maneuver scores are to be determined independently of penalty points.

WS134 Penalties.

An exhibitor shall be penalized for:

Five Points

1. Out of lead beyond the next designated area (note: failures to change, including cross-cantering. Two consecutive failures to change would result in two five-point penalties)
2. Blatant disobedience including kicking out, biting and bucking

Three Points

1. Not performing the specific gait (jog or lope) or stopping when called for in the pattern, within 10 feet of the designated area
2. Break of gait at the lope
3. Simple change of leads
4. Out of lead at or before the marker prior to the designated change or area or out of lead at or after the marker after the designated change area
5. Additional lead changes anywhere in pattern (except when correcting an extra change or incorrect lead)
6. In pattern one and three failure to start the lope within 30 feet after crossing the log at the jog
7. Break of gait at walk or jog for more than two strides

One Point

1. Break of gait at walk or jog up to two strides
2. Hitting or rolling log
3. Out of lead more than one stride either side of the center point and between the markers
4. Splitting the log (log between the two front or two hind feet) at the lope

One-Half Point

1. Tick or light touch of log
2. Hind legs skipping or coming together during lead change
3. Non-simultaneous lead change (Front to hind or hind to front)

Disqualified—0 Score

1. Illegal equipment
2. Willful abuse
3. Off course
4. Knocking over markers
5. Completely missing log
6. Major refusal—stop and back more than 2 strides or 4 steps with front legs
7. Major disobedience—rearing, schooling
8. Failure to start lope prior to end cone in patterns #1 and #3
9. Four or more simple lead changes and/or failures to change leads

Credits

1. Changes of leads, hind and front simultaneously
2. Change of lead near the center point of the lead change area
3. Accurate and smooth pattern
4. Even pace throughout
5. Easy to guide and control with rein and leg
6. Manners and disposition
7. Conformation and fitness

WS135 Off pattern.

A horse that goes off pattern is disqualified. Off pattern is any of the following: An incomplete pattern, incorrect order of maneuvers, knocking over markers, passing wrong side of marker or missing the log.

WS136 Faults.

1. The following characteristics are considered faults and should be judged accordingly:
 - a. Opening mouth excessively or raising head on maneuvers.
 - b. Anticipating signals or early lead changes.
 - c. Stumbling.
 - d. Any unnecessary aid given by the rider, such as: unnecessary talking, petting, spurring, quirting, or jerking of the reins.

WS137 Class Specifications.

To be judged on performance with emphasis on manners 70%; appointments, equipment, neatness (silver not to count) 10%; conformation 20%. Horses to shown in standard Western equipment.

INDEX

SubjectRule

A

Abuse, of a horseGR839
AcademyGR305, GR314, GR407, GR812,
GR901-GR902
Accidents involving competitorsGR1317
Add-backsGR1129, HU160,
JP109, WS103
Administrative penaltiesGR616
Adult, definition ofGR101
Affiliated AssociationsBylaws 221,
222 and 224; GR150, GR151, GR401,
GR605, GR703, GR828, EQ105, RN104
Age
of equineGR102
of individualGR103
Agent
definition ofGR104
signature on entry blankGR908
Amateur CertificationGR809
classesGR106, GR814, GR1307
statusGR1306
AmendmentsBylaw 801; GR149-GR152
Andalusian/Lusitano Division
Andalusian Heritage section .AL185-AL187
Andalusian Native section .AL182-AL184
AppointmentsAL112, AL114, AL118,
AL121, AL125, AL129, AL134, AL137,
AL140, AL143, AL147, AL152, AL155,
AL159, AL163, AL168, AL172, AL176,
AL179, AL183, AL186, AL190, AL205,
AL209, AL217
awardsGR1123
breed standardsAL102
Cobra of MaresAL109
Conduct and SpecificationsAL105
Country Pleasure - Saddle
Seat sectionAL117-AL120
Country Pleasure - Driving .AL167-AL170
Cross EntriesAL110
Dressage HackAL128-AL131
Driving (general) sectionAL166
Doma VaqueraAL215-AL220
Eligibility to CompeteAL101
English Pleasure - Dressage Suitability
sectionAL124-AL127
English Pleasure - Hunt Seat
sectionAL121-AL123
English Pleasure - Pro Am .AL132-AL135
English Pleasure - Saddle Seat
sectionAL113-AL116
English Pleasure - Vintage
RiderAL136-AL139
English Show Hack section .AL142-AL145
Fantasy CostumeAL188
Formal DrivingAL178-AL181
Formal Saddle HorseAL112
Get of Sire and Produce of Dam .AL107
Gold Medal MovementAL108
Half-AndalusiansSubchapter AL-36
Half-Andalusian Costume .AL204-AL207
Half-Andalusian DrivingAL208-AL211
Halter Classes section
Subchapter AL2-AL4

Best MovementAL111
championshipsAL106
Cobra of MaresAL109
Get of Sire and Produce of Dam .AL107
Gold Medal Movement award .AL108
Hunter Hack sectionAL140-AL141
Long Reining section .Subchapter AL-29
required movementsAL192
required testsAL193
JudgesGR1042
Junior Exhibitor Showmanship in Hand
.....Subchapter AL-31
LibertyAL202
Pleasure DrivingSubchapter AL-23
Shoeing regulationsAL103
Show Pleasure Driving
SectionAL171-AL174
Traditional Type Carriage .Subchapter AL-25
PatternsAL220
Pleasure DrivingAL175-AL177
Versatility Driving to English
SectionAL158-AL161
Versatility English to Western
sectionAL162-AL165
Walk-Trot Equitation Green Rider
sectionAL201
Walk-Trot Green Horse
sectionAL200
Western Pleasure section .Subchapter AL-15
Western Pleasure - Pro Am .AL150-AL153
Western Pleasure - Vintage
RiderAL154-AL157
Western Riding
sectionSubchapter AL-34
Western Trail Horse
sectionSubchapter AL-33
Junior Exhibitor Equitation section
.....Subchapter AL-30
Hunt SeatAL196
Saddle SeatAL195
Walk-TrotAL198
WesternAL197
Applications
combined driving course
designerGR1045
dateGR304
eventing course designerGR1055
judgeGR1006
jumper course designerGR1064
steward and technical delegate .GR1046,
GR1050, GR1054, GR1073
Apprentice
Course DesignerGR1055, GR1061,
GR1062, GR1064
StewardGR1073
Technical Delegate .GR1046, GR1050,
GR1054,
Anti-Doping Committee .Bylaw 504, Sec. 1
Arabian Horse Division
Arabian Horse Assn.
(AHA)AR107, AR113, AR149
appointments and attire .AR101, AR106,
AR112, AR116, AR120, AR124, AR128,
AR132, AR136, AR143, AR159, AR167,
AR171, AR175, AR179, AR187, AR191,
AR195, AR199, AR214, AR224, AR235,
AR241, AR243, AR248

artificial appliancesAR101
awardsGR1124
barrels and polesAR243-AR244
breed standardsAR102
breeding/gelding in-hand
 classesAR106-AR111
Combination classesAR182-AR185
Country English Pleasure
 sectionSubchapter AR-6
Country Pleasure Driving
 sectionSubchapter AR-18
CuttingAR216
dividing classesGR823
Dressage sectionSubchapter AR-12
Electronic communicationAR101
EligibilityAR101
English Pleasure sectionSubchapter AR-5
English Show Hack sectionSubchapter AR-8
Equitation sectionSubchapter AR-25
Formal Driving sectionSubchapter AR-16
FuturitiesAR104
Gymkhana sectionSubchapter AR-30
Half-Arabian and Anglo-Arabian
 sectionSubchapter AR-32
Hunter Pleasure sectionSubchapter AR-7
Hunter sectionSubchapter AR-10
JudgesGR1043
judging guidelinesAR229
Jumper sectionSubchapter AR-11
Ladies Side Saddle section
 Subchapter AR-22
Maiden, Novice and Limit classesAR112
Mounted Native Costume
 SectionSubchapter AR-21
Pairs, English or WesternAR248
Park Horse sectionSubchapter AR-4
Performance classesSubchapter AR-3
Pleasure Driving sectionSubchapter AR-17
Rating requirementsSubchapter AR-33
Reining HorseAR201-AR203
Requirements for Competition
 ManagementAR104
Roadster sectionSubchapter AR-19
Sport HorseSubchapter AR-13
Shoeing regulationsGR804, AR103
ShowmanshipSubchapter AR-27
showmanship faultsAR232
stallionsAR112, AR118, AR122, AR126,
 AR130, AR134, AR162, AR168, AR172,
 AR176, AR180, AR188, AR196, AR202,
 AR204, AR231, AR237
testsAR228-AR231
time outGR833, AR105, AR206
TrailAR207-AR213
trainerAR105, AR208
Versatile HorsesAR247
Walk-Trot/Walk-Jog section
 Subchapter AR-28
Western Horsemanship section
 Subchapter AR-26
Western Pleasure section
 Subchapter AR-23
Western RidingAR217
Working Cow HorseAR203-AR204
Working Western SectionAR204-AR205,
 Subchapter AR-24
workoutsAR112

ArbitrationBylaw 705
Artificial markings and appliances
 (see division rules)GR802
ASPCA Maclay ClassGR1061, EQ111,
 EQ112
Athlete Drug TestingBylaw 441
Athlete Nominating CommitteeBylaw 431
Athlete representationBylaws 411, 412, 421
Athletes' Advisory CommitteeBylaw 432
Attire & equipment (see each division)GR801
Audit CommitteeBylaw 502
Awards, HOTY sectionGR1122-GR1139

B

Board of Directors
 USEFBylaws 301-303
 of a competitionGR1201
"bred" classesGR132, GR914
Breed and Discipline CommitteesBylaw 503
Breeders' CommitteeBylaw 502, Sec. 2
Breed Discipline duesGR207
Breeding ChampionshipsGR809
Breeding Classes (see division rules)GR815
Budget and Finance
 CommitteeBylaw 502, Sec. 3

C

Cancellation
 of a competitionGR310
 of classesGR829-GR833
 of entriesGR912
Carriage Pleasure Driving
AwardsGR1125
Break in gaitCP150
ChampionshipsCP126
Class SpecificationsSubchapter CP-10
CoachingSubchapter CP-17
 Best TeamCP306
 ClassesCP304
 DressCP303
 ObstaclesCP308-CP309
 PleasureCP305
 Turn-outCP307
Combination ClassesSubchapter CP-11
Concours D'EleganceSubchapter CP-12
DisobedienceCP148
DivisionsSubchapter CP-9
Draft BreedsSubchapter CP-15
Dress
 DriverCP105
 GroomsCP107
Dressage, DrivenSubchapter CP-18
 BitsCP429
 GaitsCP403-CP406
 Governing RegulationsCP401
 Ground JuryCP425
 ManagementCP427
 MovementsCP407-CP413
 SchoolingCP418
 ScoringCP422-CP424
 Technical DelegatesCP426
 TestsCP419-CP420
fault competitionsCP154-CP155
gaitsCP121
groomsCP106-CP107
high point competitionsCP154

- harnessCP111-CP113
 - horse Subchapter CP-4
 - JudgesGR1044, CP100
 - Obstacle Driving Subchapter CP-13
 - Course, theCP142
 - Course WalkCP140
 - Measurement of ObstaclesCP144
 - AttireCP138
 - ParticipationCP139
 - SchoolingCP141
 - Width of ObstaclesCP143
 - Outside assistanceCP104
 - PassengersCP120
 - Carriage Pleasure DrivingCP101-App. C
 - Marathons Subchapter CP-14
 - Putting-to Classes Subchapter CP-16
 - ReinsmanshipCP129
 - ScribeCP147
 - Specialty Time CompetitionsCP153
 - stallionsCP108, CP124
 - Style of DrivingCP102
 - Technical DelegatesGR1047, CP101, CP426
 - TiesCP151
 - Time CompletionCP153
 - TimingCP146
 - Use of WhipCP103
 - Vehicle Subchapter CP-6
 - CEOBylaws 205, 311, 324, 332, 502, 601, 611, 702-704, 801; GR301, GR307, GR309, GR310, GR405, GR412, GR502, GR603-GR605, GR608, GR614-GR616, GR1010, GR1011, GR1016, GR1030, GR1031, GR1032, GR1034, GR1119, GR1210, GR1212, GR1214, EN109, HU170, HU179, JP113,
 - Certification CommitteeBylaw 502, Sec. 4
 - Challenge TrophiesGR805, HU163
 - Championships (see division rules)
 - awarding ofGR808
 - Breeding/In-handGR810
 - NationalGR303
 - performanceGR809
 - USEFGR1112
 - Charges, filing ofGR604
 - Children's Hunter - see Hunter Division
 - ratingsGR313
 - Classes for horses and ridersGR813
 - Clients, definition ofGR107
 - Clinics
 - judgesGR1040
 - stewards/technical delegatesGR1040, GR1046, GR1058, GR1052, GR1054, GR1071
 - Closing of classesGR831
 - Coach, definition ofGR108
 - Combined ownershipGR826
 - Commencement and completion
 - of classesGR109
 - Comparable datesGR110
 - Compensation & Human Resources
 - CommitteeBylaw 502, Sec. 5
 - Competing abroadGR828
 - Competitions
 - agreementGR305
 - classificationsGR301
 - cancellationGR310
 - Conduct and StandardsGR Chapter 8
 - dues, fees and insuranceGR309
 - dates, beginning and endingGR306
 - eligibilityGR Chapter 8 Subchapter 8-C
 - evaluationGR316
 - inactive competitionsGR315
 - license applicationGR304
 - license disputesGR307
 - license proceduresGR306
 - mileageGR308
 - permissionGR307
 - privilegesGR302
 - sale or transfer of licenseGR317
 - special conditionsGR314
 - Competition Employees
 - definition ofGR111
 - duties ofGR1207-GR1209
 - Competition Management
 - duties ofGR1210-GR1211
 - enforcement of rulesGR1217-GR1218
 - Competition Officials
 - definition ofGR112
 - registration ofGR304
 - Competition Management Committee, USEFBylaw 502, Sec. 6
 - Competition Officials
 - definition ofGR113
 - duties ofGR1201-GR1206
 - Competition Permission and License
 - application disputesGR307
 - Competition RecordsGR1212-GR1214
 - HorseGR1310
 - Competition SecretaryGR1203
 - Competition Secretaries
 - CommitteeBylaw 502, Sec. 7
 - Competition StandardsGR312
 - Competition TerminologyGR113
 - Competition yearGR114
 - Competitor, definition ofGR115
 - Completion of classesGR109
 - ConcussionsGR1317
 - Conflict of interestGR1037, GR1038, GR1204, GR1304
- Connemara Division**
- American Connemara Pony
 - SocietyCO101
 - Breeding and In-Hand Classes Subchapter CO-2
 - dressage sectionCO112
 - driving sectionCO111
 - hunter sectionCO108
 - JudgesGR1048
 - juniper sectionCO109
 - Performance Classes Subchapter CO-3
 - registrationCO101
 - showingCO103
 - special classesCO113
 - stallionsCO103
 - trail sectionCO110
 - type and conformationCO102
 - Continuing Education
 - CommitteeBylaw 502, Sec. 8
 - Course AdvisorGR1028
 - Course DesignerGR901, GR1023-GR1029, GR1045, GR1055, GR1061, GR1062, GR1064, GR1205, JP104, WS128

Credentials (required of exhibitors)GR1309
 Cruelty, to a horseGR839

D

Date applicationsGR301-310
 Delay of classesGR831
 Designated Competition Office RepresentativeGR1207
 Development Committee . . .Bylaw 502, Sec. 9
 DisqualificationGR116, GR908, GR1214
 Disabled Sport Committee . .Bylaw 503, Sec. 3
 Dispensation Certificates . . .GR1310, GR1312
 District AwardsGR801
 Dividing Classes (see division rules)GR823, GR1033
 DogsGR1301
 DressGR801

Dressage Division

USEF/USDF Qualifying & Championship ClassesGR1102, DR127
 aids of the riderDR117
 arenaDR126
 bitsDR121
 calling of testDR122
 canter descriptionsDR105
 changes of directionDR109
 collectionDR115
 dividing classesDR126
 dress requirementsDR120
 Dressage DerbyDR130
 Dressage Seat EquitationDR132
 Dressage Sport Horse Breeding classesDR204
 competition veterinarianDR208
 conduct of classesDR209
 definitionsDR203
 entriesDR205
 equipment and turnoutDR206
 general regulationsDR202, DR207
 JudgesGR1049
 judging proceduresDR211
 judging specificationsDR210
 purposeDR201
 EliminationDR124
 entering and leaving arenaDR122
 equitation classesDR132
 fall of horse and/or riderDR122
 figures (diagrams)DR110
 FreestyleDR128
 Ground JuryDR125, DR126
 half-haltDR108
 half-passDR111
 half-pirouetteDR112
 haltDR102
 hors de concoursGR1035, GR1202, GR1304, DR119
 impulsionDR116
 JudgesGR1006-GR1012, GR1048, DR125, DR126, DR202, DR210, DR211
 judging of testsDR122
 lamenessDR122
 lateral movementsDR111
 leg-yieldingDR111
 Levels, description ofDR118
 ManagerGR1202, DR119

Materiale classesDR133
 modificationsGR1315
 nosebandsDR121
 number of entriesDR126
 officialsDR125
 Pas de DeuxDR129
 passageDR104, DR113
 piaffeDR104, DR114
 pirouetteDR112
 pony measurementDR134
 position of riderDR117
 QuadrilleDR129
 quarter-pirouetteDR112
 rein backDR106
 renversDR111
 saddleryDR121
 saluteDR122
 scoring and classificationDR123
 shoulder-inDR111
 stallionsDR119
 submissionDR116
 Suitable to become a Dressage horseDR131
 Technical DelegateGR1018-GR1019, GR1050, DR125, DR126
 testsDR118
 tiesDR123
 time scheduleDR126
 transitionsDR107
 traversDR111
 trot descriptionsDR104
 turn on the haunchesDR112
 U.S. Dressage Federation (USDF)DR118, DR127
 videoDR123
 voice, use ofDR122
 walk descriptionsDR103
 Young Horse TestsDR119

Driving Combined

Advanced LevelDC118, Appendix I
 American Driving Society (ADS)GR1004, GR1011, GR1044, GR1046, DC103
 Appeal CommitteeDC109, DC130
 AppendicesDC169
 arena for dressageDC137
 assistanceDC125, DC155
 awardsGR918
 bridgesDC162
 classificationDC124, DC145
 Competition StewardDC108, DC126
 Competitors' ageDC110
 conesDC162
 Course DesignerGR1045, DC107
 course inspectionDC150, DC162
 crueltyDC126
 Disabled Combined DrivingAppendix C
 Draft BreedsDC169-DC180
 DressageDC135-DC145
 eligibility of competitorsDC136
 eliminationDC100, DC110, DC115, DC116, DC117, DC122, DC136, DC142, DC144, DC147, DC151-DC154, DC158, DC165, DC167
 entriesDC118, DC131
 Fault CompetitionDC159
 FEI ChampionshipsDC127-DC134

grooms	DC136, DC139, DC144, DC160, DC169,	
Ground Jury	DC103, DC129	
harness	DC116, DC136, DC147, DC160	
horses' age and height	DC111	
identification number	DC113	
inspection and examination of		
horses	DC122	
Intermediate Level	Appendix B2	
Judges	GR1044, DC103	
lameness	DC139	
Marathon	DC146-DC158	
Marathon course	DC148	
measurement of Combined Driving		
ponies	Appendix D	
Objections/Appeals	DC109	
Obstacle Driving	DC159-DC169	
Obstacles judges	DC104, DC150, DC157	
Officials	DC103-DC109, DC157	
Passengers	DC110, DC136, DC160,	
passports	DC112	
penalties	DC100, DC113, DC116, DC117, DC144, DC152, DC154, DC164	
penalty points	DC144	
penalty zone	DC150	
Preliminary Level	Appendix B	
Presentation	DC142, Appendix B	
President of the Ground		
Jury	DC103, DC109	
Referees	DC157	
scoring	DC123	
shoes	DC117	
speedometers	DC115, DC136, DC160	
speeds	DC148, DC164, DC167, Appendix B	
stable security	DC106	
starting order	DC121	
Stewards	DC108	
substitutions	DC119	
Technical Delegate	GR1020, GR1046, DC104, DC129	
time allowed	DC151, DC164, DC167	
Time Competition	DC159, DC167	
Time keepers	DC157	
time penalties	DC153	
Training Level	Appendix B	
Vehicles	DC115, DC136, DC147, DC160	
veterinarian	DC109, DC139	
Veterinary Delegate	DC105	
water obstacles	DC162	
Drugs and Medications Rule		
administrative penalties	GR412	
appeal measurement	GR405	
conditions for administration	GR411	
cooperation	GR403	
designation for breed/discipline	GR401	
fees	GR208, GR405, GR1302	
human testing	GR413	
interpretations	GR408	
management procedures	GR407	
No Foreign Substance Provisions	GR409	
responsibility of trainers	GR404	
results, confirmatory analysis, retest	GR406	
testing	GR402	
Therapeutic Substance Provisions	GR410	
		E
Eligible Athletes High Performance		
Discipline Committees	Bylaw 504, Sec. 3	
Elimination of exhibitor from		
competition	GR117, GR839, GR833, GR1213, GR1305,	
Endurance Riding Division		
abuse of horses	EN107	
classification	EN103	
courses	EN110	
dress	EN108	
entries	EN105	
inquiries, protests and appeals	EN109	
Judges	GR1051	
membership (USEF and AERC)	EN116	
officials	EN111-EN115	
participation	EN104	
ride schedules	EN117	
stewards	GR1013, GR1052	
technical delegates	GR1021	
veterinary control	EN110	
withdrawals and substitutions	EN106	
Entries	GR1213	
Agreement	GR906	
cancellation and withdrawal of	GR912	
credentials required	GR1309	
general	GR909	
general conditions	GR916	
limiting entries	GR915	
post entries	GR910	
refusal of	GR914	
requirements	GR907	
restrictive criteria for accepting	GR915	
substitution of horse or		
rider	GR911, GR1032	
unpaid	GR913	
Entry blank	GR906-907	
English Pleasure Division		
appointments	EP102	
artificial appliances	EP102	
attire	EP102	
awards	GR1127	
class specifications	EP105	
combined classes	EP1-5	
eligibility	EP101	
gait requirements	EP103	
horsemanship	EP105	
judges	GR1004, EP104	
rating requirements	GR313	
stallions	EP101	
<i>equestrian</i>	Bylaws VII; 202, 203, 209, GR342, GR404, GR412, GR513, GR602, GR614, GR616, GR617, GR913, GR1107, GR1112, GR1301, GR1308, HU179	
Equine Canada	GR134, GR1004, GR1011, GR1023, GR1039, GR1062, GR1064, GR1211, GR1307, CO109, EQ102, HU103, HU104, HU106, MO160	
Equine Drugs and Medications		
Committee	Bylaw 502, Sec. 10	
Equitation Division		
adult classes	EQ102, EQ112, EQ119, EQ121, EQ127	
announcing tests	EQ104, EQ113, EQ120, EQ127, EQ128	

- ASPCA Horsemanship Class
(Maclay) .EQ104, EQ110, EQ111, EQ112
- USEF Show Jumping Talent Search .EQ112
- boots and bandages .EQ109, EQ125
- broken equipment .EQ110
- Championships .EQ112, EQ119, EQ127
- Courses .EQ104, EQ111, EQ112, EQ119
- dividing classes .EQ101, EQ103, EQ112, EQ119
- eligibility of rider .EQ102, EQ119
- elimination/falls .EQ104, EQ110, EQ118, EQ119, EQ126
- hackamores .EQ125
- horsemanship
- Hunter Seat .EQ108, EQ113
 - Saddle Seat .EQ119
 - Reining Seat .EQ128
- Hunter Seat section .Subchapter EQ-2
- Intermediate status .EQ102
- Judges, hunter seat .GR1061
- Judges, saddle seat .GR1071
- Limit status .EQ102
- loss of shoe .EQ110
- Maiden status .EQ102
- martingales .EQ109, EQ112, EQ117, EQ119
- Medallion Equitation Class .EQ119
- National Horse Show
- Hunter Seat .EQ112
 - Saddle Seat Event .EQ103, EQ119
- Novice status .EQ102
- PHA Classes .EQ112
- Pleasure equitation (Saddle Seat) .EQ119
- prize money .EQ103
- ribbons .EQ102, EQ103, EQ119
- Saddle Seat section .Subchapter EQ-3
- side saddle .EQ108, EQ117, EQ122, EQ123
- soundness .EQ104
- stallions .EQ102, EQ112, EQ119
- Tests .EQ104
- Hunter Seat .EQ110, EQ112, EQ113
 - Saddle Seat .EQ118, EQ120
 - Western Seat/Reining Seat .EQ127, EQ128
- tie-downs .EQ125
- UPHA Challenge Cup Class .EQ119
- USEF Classes
- USEF Adult Equitation Class .EQ112
 - USEF Hunter Seat Medal Class .EQ111, EQ112
 - USEF Medal Class Finals .EQ105, EQ106
 - USEF Medal Classes .GR1211, EQ105
 - USEF Medal Zone/Regional Championships .EQ107
 - USEF Pony Medal Class .EQ112
 - USEF Saddle Seat Medal Class .EQ119
- U.S. Saddle Seat World Cup
- Selection Trials .EQ121
- U.S. Saddle Seat World Cup Competition .EQ122
- Western Seat/Reining Seat section .Subchapter EQ-4
- Ethics Committee .Bylaw 502, Sec. 11
- Eventing Division**
- abuse .EV111, EV177
 - access to course and arena .EV113, EV135, EV177
 - Appeal Committee .EV118
 - Championships .EV121, EV161-EV165
 - Combined Tests .EV122, EV123, EV125
 - Competitor Representative .EV119
 - Course Advisor .EV173, EV174
 - Course Designer .GR1055, EV152, EV174, EV175
 - dangerous riding .EV112
 - disqualification .EV108, EV109, EV111, EV113, EV115, EV116, EV132
 - dress .EV114
 - Dressage .EV114, EV115, EV122, EV125-126, EV128, EV131, EV132, EV133, EV136, EV151, EV153, EV171, EV172, Appendix 4 & 5
 - entries .EV104, EV106, Appendix 1 & 8
 - exercising and warming up .EV108
 - Eventing Equitation Tests .EV126
 - Falls .EV105, EV141, EV142, EV145, EV150, EV153
 - Ground Jury .GR1009, GR1035, GR1038, EV101, EV107-EV118, EV120, EV122, EV132, EV136, EV138, EV140, EV141, EV142, EV145-147, EV149-152, EV154, EV156, EV171-173, EV177,
 - hors concours .GR915, GR1202, EV106
 - Horse Trials .EV101, EV131-EV154, Appendices 1-7
 - inquiries and protests .EV118
 - inspection
 - courses .EV109
 - horse .EV156, EV171
 - saddlery .EV115 - International Horse Trials .EV121
 - interruptions and modifications .EV110
 - Judges .GR1053
 - medical requirements .EV113
 - officials .EV111, EV114, EV123, EV138, EV142, EV146, EV147, EV168, EV171-177
 - organizer .GR1202, EV104, EV106, EV114, EV117, EV120, EV121, EV123, EV133, EV139, EV155, EV177
 - participation requirements .EV104, Appendices 3 & 8
 - prize list .GR Chapter 9, EV103
 - protective headgear .EV114
 - protests .EV118, EV171
 - radios and cellular phones .EV116
 - rules for tests .EV Subchapter-2
 - saddlery .EV115, EV134, EV138, EV143, Appendix 4
 - scoring .EV118, EV136, EV141, EV152-154, EV173, EV177
 - Starter Event Rider Tests .EV122, EV123, EV126
 - starting order and timetable .EV107
 - stewards .EV108, EV177
 - substitution of horse or rider .EV106
 - Technical Delegates .GR1018-1019, GR1054, EV146, EV172, EV173
 - Three-Day Events .EV121, EV157-158
 - Two-Day Events .EV155-156, Appendix 8
 - U.S. Eventing Assn. (USEA) .EV101, EV102, EV103, EV114, EV121, EV123, EV125, EV175
 - veterinarians .EV176
 - withdrawals .EV106

- Young Event Horse Tests . . . EV122, EV123, EV128
- Excused, definition of GR118
- Executive Committee Bylaws 321-324
- Executive Director . . . GR307, GR309, GR310, GR405, GR412, GR502, GR604-606, GR609, GR615-GR617, GR1010, GR1011, GR1016, GR1030, GR1031, GR1034, GR1036, GR1055, GR1119, GR1214, GR1217, EN109, HU170, HU179, JP113,
- Exhibitions GR119
- Exhibitors GR839, GR832, GR1301-1304
 conflict of interest with officials . . . GR1309
 credentials GR1302
 definition of GR120
 foreign GR828
 registration GR1106
- F**
- Facilities GR1216
- Falls (see division rules)
 definition of GR121
 disqualification GR841
- Family
 definition of GR122
 of competition manager GR1037, GR1038, GR1202
- Farm recordings GR1106
- Farrier (see division rules) GR833, GR1206, GR1211
- Federation Representative . . . GR604, GR1031, GR1036
- Fees
 amateur certification GR1307
 competition GR309
 drug GR407
 horse recording GR1102
 judge's license GR1005
 jumper course designer license . . . GR1005
 measurement card GR505
 membership GR201
 non-member GR206
 steward's and technical delegate's license GR1005
- FEI Discipline High Performance
 Committees Bylaw 504, Sec. 2
- Forbidden substance,
 administration of GR411
- Foreign competitors GR828
- Friesian Division**
 Armor Costume FR183
 Award Categories GR1128
 Conformation FR104, FR106, FR107, FR108, FR111, FR112, FR113, FR114, FR115,
 Costume Subchapter FR-19
 DNA testing FR101
 Dressage
 Hack Subchapter FR-8
 Ridden Subchapter FR-7
 Suitability Subchapter FR-9
 Driving
 Age FR101
 Carriage Subchapter FR-14
 Junior Horse FR101
 Show Pleasure Subchapter FR-12
- Traditional Subchapter FR-13
- Eligibility to Compete FR101
- English Pleasure
 Country English Subchapter FR-5
 Hunt Seat Subchapter FR-6
 Saddle Seat Subchapter FR-4
- English Show Hack Subchapter FR-11
- Falls FR102
- Fantasy Costume FR182
- Horse of the Year Awards GR1128
- Hunter Hack Subchapter FR-10
- IFSHA FR101
- In-hand classes Subchapter FR-2,
 Judges GR1057
- Junior Exhibitor Equitation
 Subchapter FR-18
- Liberty Class FR192
- Park Subchapter FR-3
- Period Costume FR181
- Shoeing and hoof specifications FR103
- Stallions FR101, FR105
- Tandem Riding Subchapter FR-20
- Trail Subchapter FR-16
- Trail In-Hand Subchapter FR-17
- Walk-Trot FR191
- Western Pleasure Subchapter FR-15
- G**
- Gender, use in rule book GR123
- Green status—see Connemara, Hunter, Hunter Pony, Morgan, Roadster & Western divisions
- Grievances Bylaws 701-704; GR605
- Ground Jury—see Dressage, Driving, Eventing & Vaulting divisions
- Group Membership Bylaw 222, Sec. 2 & 3
- Guest Combined Driving Course
 Designer GR1029
- Guest Judge GR1011
- Guest Jumper Course Designer GR1023
- H**
- Hackney Division**
 American Hackney Horse
 Society GR1309, HK101
- artificial appliances HK109, HK112, HK113, HK121
- attendants HK107, HK112
- awards GR1129
- breeding classes Subchapter HK-2
- class specifications Subchapter HK-4
- dividing classes HK106, HK118
- equipment HK109
- Hackney Horses Subchapter HK-7
- Hackney Roadster Pony . . . Subchapter HK-6
- height HK103, HK116, HK120, HK121, HK123
- Judges GR1058
- judging HK111, HK113, HK119
- measurement card GR502, HK116
- pairs HK114
- Pleasure Hackney Horses
 Subchapter HK-8
- rating requirements Subchapter HK-5
- single pony HK112
- stallions HK101, HK119, HK121
- time out HK108
- type & conformation HK102

- vehiclesHK109
- Youth Medallion classesHK113
- Hand, definition ofGR124
- Hard hats (Headgear)GR801
- Hearing CommitteeBylaw 502,
Sec. 13 & GR701-704
- HearingsGR610-611
 - before a show committeeGR610
 - before the Hearing CommitteeGR611
- Height (see division rules)
 - measured in handsGR124
 - protestingGR511
- High Performance Discipline
 - CommitteesBylaw 504, Sec. 2
- Hors de Concours . . .GR827, GR1202, GR915,
EV105, DR119
- Horse, definition ofGR125
- Horse Identification NumberGR1101
- HorsemanshipEQ119, EQ128
- Horse of the Year AwardsGR1109-1149
- Horse recordingsGR1102
- Hunter Division**
 - Adult Amateur
 - CoursesHU121
 - Definition . . .HU108, Zone Specifications
 - Dividing/Combining sectionsHU112, HU118
 - JudgingHU144
 - Rating Requirements . . .HU168, HU167
 - Age of RiderGR103, HU110
 - Amateur Owner
 - ClassicsHU146
 - CoursesHU121
 - DefinitionHU107
 - Dividing/Combining sectionsHU115, HU118
 - JudgingHU143
 - SchedulingHU160
 - Rating Requirements . . .HU166-HU168
 - AttireHU127
 - Back to Back ClassesHU157
 - Boots and BandagesHU126
 - Bridle Path HackHU109
 - Broken Equipment . .HU119, HU131, HU135
 - CancellationsHU161
 - Challenge TrophiesHU163
 - ChampionshipGR808, HU148-HU153
 - CoursesHU119-HU124
 - Course DesignerGR1025, GR1026,
GR1062, HU155
 - Children's Hunter
 - CoursesHU121
 - ChampionshipHU153
 - Definition . . .HU111, Zone Specifications
 - Dividing/Combining sectionsHU117,
HU118
 - JudgingHU137
 - MeasurementHU111, HU170
 - Rating Requirements . . .HU118, HU167,
HU168
 - SchedulingHU165
 - StallionsHU101
 - Conformation Hunter
 - Class SpecificationsHU114
 - CoursesHU114, HU119,
 - JudgingHU131, HU133,
HU139, HU140, HU141, HU154
 - Model Classes .HU149, HU151, GR1113,
HU154, HU159
 - Rating Requirements . . .HU166, HU167
 - SchedulingHU160
 - Division of SectionsHU112-HU117
 - EligibilityHU100, HU101
 - Entry FeesHU159
 - FallsGR842, HU135
 - FaultsHU135
 - Green ReinstatementHU105
 - Green Working Hunter
 - Class SpecificationsHU139
 - CoursesHU121
 - DefinitionHU103
 - Dividing/Combining sectionsHU112, HU113
 - JudgingHU131, HU142
 - Rating Requirements . .HU166, HU167
 - ReinstatementHU105
 - SchedulingHU160
 - Handy HunterHU118, HU119, HU122,
HU166-HU169, HU184
 - HelmetGR801, HU127
 - Horse WelfareHU102
 - Hunt TeamsHU109
 - Hunter Breeding
 - Dividing/Combining sectionsHU186
 - EligibilityHU101
 - PointsHU185-HU186
 - JudgingHU186
 - National ChampionshipHU182
 - Hunter ClassicsHU146, HU147
 - Hunter HackHU109
 - Hunter Pony
 - Age of RiderHU110
 - ChampionshipHU152
 - ClassicsHU147, HU124
 - CoursesHU119, HU124
 - Dividing/Combining sectionsHU116
 - DefinitionHU110
 - JudgingHU136, HU154
 - Green StatusHU104
 - Green Pony ReinstatementHU105
 - Handy ClassHU166-HU169
 - MeasurementHU170-HU181
 - National ChampionshipHU183
 - Rating RequirementsHU169
 - SchedulingHU160-HU164
 - SizeHU110
 - StallionsHU101
 - Hunter Seat EquitationEQ100-EQ115
 - JudgesGR1059, GR1060, HU154
 - JudgingHU131-HU137
 - Jumping OrderHU158
 - Knock DownsHU135
 - Junior Hunter
 - ChampionshipsHU153
 - ClassicsHU146
 - CoursesHU121
 - DefinitionHU111
 - Dividing/Combining sectionsHU117,
HU118
 - Handy Hunter classHU118
 - JudgingHU137
 - MeasurementHU170
 - National ChampionshipHU184

Rating Requirements	.HU118	classification	.GR1006-GR1012
Scheduling	HU166- HU168,	clinic requirements	.GR1040,
Stallions	HU101		GR1041-GR1076
Limit Hunter	.HU109	conflicts of interest	.GR1037, GR1304
Ladies Side Saddle		fees for licenses	.GR1005
Attire	.HU129	procedures for enrollment	.GR1039
Championship	.HU148	regulations governing	.GR1032-GR1038
Class Specifications	.HU145	reinstatement	.GR1004
Courses	.HU121	requirements to maintain	
Equipment	.HU126, HU130	license	.GR1039-GR1040
Maiden Hunter	.HU109	restrictions on judges	.GR1035, GR1304
Martingales	.HU125	substitution of	.GR1212
Measurement	.HU170-HU181		
National Championships	.HU182-HU184	Jumper Division	
Non-Rated Classes	.HU109	Add-backs	.JP109
Novice Hunter	.HU109	Adult Jumper	.JP118, Zone Specifications
Pairs of Hunters	.HU109	Amateur Jumper	.JP117
Points Calculation	.GR1129-GR1130	Amateur-Owner Jumper	.JP117
Pony Breeding		Amateur-Owner Jumper class	
Dividing/Combining sections	.HU185,	requirements	.JP117
	HU187	attire	.JP111
Eligibility	.HU101	awards	.GR1114, GR1132
Points	.HU185, HU187	banks and sunken roads	.JP125
Judging	.HU185	breaking ties	.JP141
Stallions	.HU101	broken equipment	.JP133
Pre-Green		championships	.JP110
Definition	.HU106, Zone Specifications	change of direction	.JP122
Courses	.HU121	Children's Jumper	.JP118, Zone
Rating Requirements	.HU167, HU168		Specifications
Ratings	.GR313, HU118, HU159	Children's/Adult Jumper	.JP118
Refusal	.HU135	Circling	.JP136
Prize Money	.GR313, HU112, HU161	Classes offering \$25,000 or more	.JP150
Regular Working Hunter		classification by winnings	.JP115
Courses	.HU119, HU121	combinations	.JP124
Definition	.HU106	combined sections	.JP117
Dividing/Combining sections	.HU112	conduct	.JP102
Judging	.HU131, HU142	Course Designers, USEF	
Scheduling	.HU160	licensed	.GR1023, GR1024, GR1027
Rating Requirements	.HU166-HU168		GR1065, JP105
Scheduling	.HU160	course requirements	.JP121-JP132
Schooling	.GR837, HU Appendix A	cross entering	.JP117, JP118
Soundness	.GR841, HU132	crossing start/finish line	.JP122
Stallions	.HU101	disqualification	.JP102, JP100
Tack	.HU125	dividing sections	.JP118
Three-Year-Old Hunter	.HU109	draw for order of go	.JP112
Under Saddle Class	.HU138	draw reins	.JP111
USHJA Hunter Derby	.HU188	eligibility	.JP113
Whips	.HU126	elimination	.JP102, JP111, JP112, JP133,
Zone Finals	.GR1142-GR1151		JP134, JP137, JP143
Hunter Zone		Elimination Trials/Two Phase	
Committees	Bylaw 503, Sec. 2(c)	Competition	.JP114
		entry fees	.JP109
I		excusing a competitor	.JP133
inactive competitions	.GR315	falls	.GR842, JP137
increment system	.GR1129	Fault and Out classes	.JP145
insurance		faults converted into seconds	.JP147
competition	.GR309	FEI classes	.JP151
membership	.GR203	finances	.JP113, JP133
officials' liability	.GR1005	flags	.JP121
International High Performance dues	.GR207	foreign horses	.JP115
interruption of competition	.GR832	High Jump class (Open)	.JP149
		Ineligibility for a section or class	.JP113
J		Intermediate courses	.JP115
Judge	.GR1001-GR1076	Intermediate Jumper	.JP116
Adjudicating	.GR1031	Intermediate Jumper class	
		requirements	.JP115
		Interruption of class	.GR832
		Judges	.GR1064, JP105

judge's inspection of courseJP131
 jump equipmentJP121
 jump off coursesJP132
 jumping faults and scoring
 tablesJP143-JP148
 jumping orderJP112
 Junior JumperGR1114, JP117
 Junior Jumper class requirementsJP117
 Junior Jumper coursesJP117
 Junior/Amateur Owner coursesJP117
 KnockdownsJP138
 levels of difficultyJP120
 limiting entriesJP114
 loss of forward movementJP136
 martingalesJP111
 Match Race classJP149
 measurement of courseJP128
 number of classes in a sectionJP110
 obstacle requirementsJP122
 off courseJP140
 Open Jumper class requirementsJP119
 Open coursesJP120
 Open JumperGR1114, JP119
 permanent obstaclesJP125
 polingGR843, JP103, App. A
 Pony JumperJP118
 posting of coursesJP130
 prize list requirementsJP107
 prize moneyJP108
 Puissance classJP122, JP132, JP140,
 JP141, JP143, JP146
 record of winningsJP101
 recording of jumpers with
 USEFGR1110, JP101
 refusalsJP136
 Registered judges and stewardsJP105
 Relay classesJP149
 ribbonsJP110, JP133, JP141
 runoutsJP136
 Safety CupsJP121
 schedulingGR829-GR833
 schoolingGR838, JP103
 schooling rules, USEF/FEIApp. A
 scoringJP133-JP142
 shoe, loss ofJP133
 signals (use of bell, horn, etc.)JP134
 Six Bars classJP122
 soundnessJP102, GR841
 special classesJP149
 spread obstaclesJP123
 StandardsJP120
 start and finish of courseJP134
 stopping the clockJP135
 substitution of obstaclesJP127
 suspensionJP113
 Table I-IV classesJP144-JP148
 tack and attireJP111
 Take your own Line classJP149
 tiesJP110, JP141
 time allowed/time limitJP129
 time faultsJP135
 Time first or second jump offJP145
 Time first roundJP145
 Timing equipmentJP106
 touchesJP139
 violationsJP142
 water obstaclesJP126

USEF Pony Jumper CompetitionJP118
 Young Rider JumperJP117
 Jumping orders (general)GR830, GR901

L

Ladies' classes (see division
 rules)GR127, GR817
 Learner JudgeGR1012
 Lease, registration ofGR1108
 Legal Review CommitteeBylaw 502, Sec. 14
 Legislative CommitteeBylaw 502, Sec. 15
 Length of competitionGR829
 License RightsGR129
 Licensed CompetitionGR130
 Licensed Officials CommitteeBylaw 502,
 Sec. 16; GR1001-1003
 LicenseeGR131, GR1201
 Limit classes (see division
 rules)GR134, GR819
 Local classesGR132, GR818
 Local CompetitionsGR301, GR311, GR901
 LongeurGR133

M

Maclay ClassGR1060, EQ111, EQ112
 Maiden classes (see division
 rules)GR134, GR819
 Manager
 duties ofGR1202
 member of familyGR1202
 Marketing CommitteeBylaw 502, Sec. 17
 Measurement
 appealGR511-513, HU180
 devicesGR506, HU174
 of entriesGR501-GR517,
 GR1034, GR1210, HU170-HU181
 measuring toe & heelGR510
 position of animalGR508, HU176
 questioning & protestingGR511-GR513,
 HU179
 surfaceGR507, HU175
 Medical personnelGR1211
 Meetings, USEFBylaw 305
 Membership
 classificationsGR201
 IndividualGR201-203, GR207
 non-memberGR205-GR206
 privilegesGR203
 requirementsGR202
 responsibilitiesGR1301-GR1305
 Mileage between competitionsGR308
 Minor exhibitorGR145, GR908, GR909,
 GR1213, GR1302, GR1309
 Mission StatementBylaw 102, Sec. 2
 Model classes, general (see division
 rules)GR820, GR1113
Morgan Horse Division
 American Morgan Horse Assn.
 (AMHA)GR1132, MO101, MO159,
 MO164, MO165, MO166
 AMHA Medal ClassesMO164-MO172
 artificial appliancesMO104, MO105,
 MO114, MO132
 attendantsMO119, MO124,
 MO129, MO173
 attireMO106

awardsGR1132
bootsMO105
braidingMO105
championship classesMO108
Classic Pleasure section . . .MO126-MO130
conformationMO102
Cutting horse classesMO178
division of classesMO107
DressageMO178
eligibilityMO101
eliminations and work-offsMO107
English Pleasure section . . .MO121-MO123
EquitationSubchapter MO-12
gaitsMO115
handlersMO112
Heritage Driving section . . .MO156-MO158
Hunter Pleasure section . . .MO135-MO139
in-hand classesMO110-MO113
JudgesGR1066
judgingMO114, MO153
jumper classesMO178
Justin Morgan classMO178
length of toeMO103
martingalesMO117, MO119, MO124,
MO136, MO141, MO146,
MO159, MO167
OverchecksMO119, MO124
Parade Horse classMO178
Park sectionMO116-MO120
Pleasure Driving section . . .MO124-MO125
prize moneyMO107
registration requirementsMO101
Reining sectionMO176
Road HackMO178
Roadster/Green Roadster
sectionMO140-MO144
shoeing regulationsGR804, MO103,
MO111
sidechecksMO119, MO124
stallionsMO104
time-outMO104
Trail Horse classesMO178
VehiclesMO119
Walk and TrotMO173-MO175
Western Pleasure section . . .MO131-MO134
Working Hunter section . . .MO145-MO155
Youth classesMO114

N

Name changeGR1107
National AwardsGR1109-1149
National ChampionshipGR303
National Hunter
CommitteeBylaw 503, Sec. 2(c)
National Jumper
CommitteeBylaw 503, Sec. 2(d)
National Show Horse Division
AttendantsNS105, NS120, NS137,
NS138
awardsGR1133
bootsNS103
breed standardNS104
Classic Country Pleasure . . .NS131-NS133
Country Pleasure section . . .NS124-NS127
division of classesNS106, NS110
English Pleasure section . . .NS121-NS123

English Show Hack
sectionNS147-NS150
Fine Harness sectionNS134-NS139
Five-Gaited sectionNS140-NS142
gaitsNS111-NS116
Halter classesNS117-NS118
Hunter Pleasure section . . .NS161-NS164
Ladies English Side Saddle
sectionNS157-NS160
JudgesGR1067
National Show Horse Registry
(NSHR)NS101
Pleasure Driving section . . .Subchapter NS-4
registration requirementsNS101
Roadster sectionNS151-NS156
shoeing regulationsGR804, NS102
Three-Gaited sectionNS143-NS146
time-outNS107
Western Pleasure section . . .NS165-NS168
National Western
CommitteeBylaw 503, Sec. 2(f)
Nominating Committee . . .Bylaw 502, Sec. 18
Non-membersGR205-GR206, GR1213
Non-negotiable checks
issued to USEFGR1301
issued to a competitionGR913
Non-payment of entry feesGR913
Non-payment of prize moneyGR706
Non-protestable decisionsGR602
Not in good standing, definition of . . .GR135
Novice Classes, (see division
rules)GR134, GR819

O

Officers, USEFBylaws 331-333
Official measurementGR516-GR517
Official warningsGR839
Open classes (see division rules) . . .GR136
Open Governance
CommitteeBylaw 502, Sec. 19
Opportunity classesGR137, GR821,
GR407.1, GR901.9
Owned by him/herGR138
Owners' classes (see division rules) . . .GR139,
GR313, GR822, GR1106
Owners' CommitteeBylaw 502, Sec. 20

P

Parade Horse Division

appointmentsPH103
class routinePH107
gaitsPH102
Golden American
SaddlebredPH107
judgingPH104-PH106
Saddle Type Horses and
PoniesPH108-PH111
soundnessPH101

Para Equestrian

definitionGR141
dispensationsGR1310
eligibilityGR1311-1312
hearing/protestsGR1313
termsGR1314

Paso Fino Horse Division

age of horsePF102

amateur owner classesPF101, PF128
 artificial appliancesPF101
 appointments and attirePF112, PF123,
 PF130, PF133, PF137, PF141
 awardsGR1135
 Bellas Formas (Conformation)
 ClassesPF120-PF124
 Championship ClassesPF150
 class specificationsPF121, PF131,
 PF135, PF139
 Classic Fino ClassesPF131-PF134
 CompetitionsPF151
 Costume ClassesPF146
 Country Pleasure ClassesPF147
 eligibilityPF101
 gaitsPF105, PF121, PF125, PF131,
 PF135, PF139
 Grand National Championship
 ShowPF152
 imported horsesPF101
 JudgesGR1068
 junior rider classesPF106-PF119, PF128
 leadline classesPF108
 Paso Fino Horse Assn., Inc.PF101
 Paso Performance DivisionPF135-PF138
 Paso Pleasure classesPF139-PF142
 Performance ClassesPF125-PF130
 Pleasure DrivingPF139-PF142, PF148
 registration requirementsPF101
 Schooling classesPF127
 shoeing regulationsPF103
 soundnessPF101, PF102
 stallionsPF106
 tests in equitation classesPF110
 Trail ClassesPF145
 type and conformationPF104
 Versatility ClassesPF143
 Western Pleasure ClassesPF144
 Youth ClassesPF106-PF119
 Passports
 FEIGR1103
 NationalGR1104
 PenaltiesGR701-GR707
 Performance ChampionshipsGR809
 Permission to compete in foreign
 competitionsGR828
 Perpetual TrophiesGR806
 PHA Classes—see Equitation Division
 Physical Examination
 judgeGR1039
 steward and technical delegateGR1039
 Planning CommitteeBylaw 502, Sec. 21
 Plea AgreementsGR617
 Points
 classification ofGR312
 determiningGR1109-GR1144
 PolingGR842, GR1217
 Ponies (see division rules)
 definition ofGR142
 eligible as horsesGR125
 who may rideGR825
 Post-hearing proceduresGR612-GR615
 Post entriesGR910
 Postponing classesGR832
 Pre-hearing proceduresGR606-GR609
 Premiums—see Prize Money
 Presidential ModificationsGR152

Privileges
 licensed competitionsGR302
 Prize list
 changes toGR904
 class specificationsGR902
 entry feesGR905
 filing ofGR1212
 preliminary correctionsGR903
 requirementsGR901
 Prize Money (see division rules)
 payment ofGR706, GR901
 required for ratingsGR313
 Professional statusGR1308
 Protective headgearGR801
 Protests, filing ofGR603

Q

Quorum
 of CommitteesBylaw 501, Sec. 3
 of BoardBylaw 305, Sec. 3

R

Ratings
 changes inGR904
 chart ofGR313
 classes not to
 countGR314, AR251, MO180
 classificationGR312-GR314
 determining ratingsGR313
 ReciprocityGR615
 Recorded Eventing Technical Delegate GR1019
 Recorded judgeGR1009
 Recorded StewardGR1015
 Recorded Technical DelegateGR1019
 RefundsGR912
 Regional AwardsGR1111
 Regional Jumper
 CommitteesBylaw 503, Sec. 2(e)
 Registered judgeGR1008
 Registered StewardGR1014
 Registered Technical DelegateGR1018
 Registration requirements (see division rules)
 of exhibitorsGR1106
 of horsesGR1102
 Regulations governing licensed officials
 GR1032-GR1038
Reining Horse Division
 awardsGR1135
 categories of competition and
 class eligibilityRN104
 class conditionsRN101
 competition licensingRN105
 equipmentRN102
 freestyleRN106
 JudgesGR1068
 juniorsRN101
 National Reining Horse AssnGR1011,
 GR1068
 non-pro conditionsRN105
 patternsRN107
 Rookie ProfessionalRN104
 scoringRN103
 Restricted competitionsGR914
 Results, filing ofGR1214
 Retirement ceremonyGR812, GR1214
 Return to CompetitionGR1317

Review of LOC decisionGR1003
 RibbonsGR807
 RingmasterGR1208
Roadster Division
 appointments classesRD104
 artificial appliancesRD101
 attendantsRD103
 awardsGR1137
 class specificationsRD107-RD112
 division of classesRD106
 equipment and attireRD105
 gaitsRD102
 harnessRD105
 JudgesGR1070
 junior exhibitor classesRD107
 measurement cardGR503, RD112
 prize moneyRD106
 rating requirementsRD113
 Roadster PoniesRD112
 ScratchesRD106
 showing proceduresRD103-RD106
 stallionsRD107
 time-outRD103
 type and conformationRD101
 U.S. Trotting Horse AssnRD101
 VehiclesRD105
 Rule change proceduresGR150
 Rules
 USEF precedenceGR149
 effective dateGR149,GR151

S

Saddle Seat Equitation
 (see Equitation)EQ116-EQ122
Saddlebred Horse Division
 American Saddlebred Horse Assn/American
 Saddlebred RegistryGR1138, GR1302,
 GR1309, PH107, SB101, SB197
 appointmentsSB104, SB121, SB128
 SB132, SB137, SB145, SB150, SB155,
 SB160, SB165, SB170, SB175, SB181,
 SB187, SB192
 artificial appliancesSB104, SB138,
 SB173, SB175
 attendantsSB124, SB141, SB143, SB176
 awardsGR1138
 championships, generalSB109
 class specificationsSB108
 cross enteringSB136
 division of classesSB112, SB198
 electronic communicationsSB104
 eligibilitySB101
 English Show Pleasure section
SB144-SB148
 English Country Pleasure section
SB149-SB153
 Fine Harness sectionSB120-SB126
 Five-Gaited sectionSB127-SB130
 gaits, description ofSB114-SB119
 Golden American SaddlebredPH107,
 SB184-SB185
 headersSB105, SB143
 Hunter Country Pleasure section
SB159-SB163
 In-Hand and Model classesSB174-SB179
 ineligibility for sectionsSB136

JudgesGR1071
 judging criteriaSB106
 line upSB107, SB123
 Maiden, Novice, LimitSB103
 measurement cardGR502, GR503, SB198
 Parade sectionSB186-SB190
 Park sectionSB164-SB168
 Park PleasureSB169-SB173
 Pleasure Horse, generalSB135-SB143
 qualifying classesSB108
 registration requirementsSB101
 Roadster sectionSB191-SB196
 Saddle & Bridle's Shatner Western
 Pleasure ClassSB158
 Saddlebred-Type Pony
 sectionSB197-SB199
 scratchesSB113
 soundnessSB103
 special rating requirementsSB111
 stake classesSB110
 strippingSB105
 Three-Gaited sectionSB131-SB134
 time-outSB103
 type and conformationSB102
 Western sectionSB154-SB158
 whipsSB104
 workoutsSB103, SB183
 Youth ShowmanshipSB180-SB183
 Safety CommitteeBylaw 502, Sec. 22
 Safety CoordinatorGR1211
 Scheduling, generalGR829-GR833
 SchoolingGR1034, GR1038
 designated areasGR835
 generalGR834
 hunterGR837, HU App. A
 jumperGR838, JP103, JP App. A
 trailGR836
 Secretary, CompetitionGR1203
 Senior, definition ofGR101
 Senior judgeGR1007
 Sharps containersGR1210
Shetland Pony Division
 American Shetland Pony Club
 (ASPC)SP101
 attireSP105
 bootsSP113, SP116, SP118
 Breeding classesSP111
 Classic SectionSP126
 conformationSP102
 division of classesSP109
 Draft Harness SectionSP133-SP134
 Fancy Turnout SectionSP130-SP132
 Formal Combination SectionSP129
 Halter classesSP111
 heightSP107
 JudgesGR1073, SP106
 Leadline SectionSP135
 martingalesSP113, SP116, SP120, SP124
 measurement cardSP107
 Model ClassesSP111
 Modern Country Pleasure
 SectionSP123-SP125
 Modern Formal Pleasure
 SectionSP119-SP122
 Modern Harness SectionSP112-SP114
 Pairs and TandemsSP108
 Pony Fancy TurnoutSP130-SP132

Violations
 individualsGR701-GR704
 Licensed CompetitionsGR705-GR707
 Vision StatementBylaw 102, Sec. 1

W

Walk-trot classesGR821, GR1127,
 AL198, AL200, AL201, AR229-234, FR176,
 FR177, FR191

Warning CardGR1036
 Weather, interruption of competitionGR832
 Weight of shoes (see division rules)GR804

Welsh Pony and Cob Division

artificial appliancesWL104, WL131
 attendantsWL106, WL133
 attireWL107-WL108, WL134-WL135
 awardsGR1140
 Breeding classesWL111-WL114,
 WL137-WL138
 Carriage DrivingWL124, WL140
 championshipsWL109, WL136
 Cobs sectionWL128-WL140
 conformation classesWL140
 Draft Harness sectionWL123, WL140
 Fine Harness sectionWL122
 First Pony classWL127
 Formal Driving sectionWL121, WL140
 gaitsWL116
 Half-Welsh poniesWL101, WL115
 heightWL102, WL129
 Hunter and Jumper
 sectionsWL125, WL140
 JudgesGR1004, GR1009, GR1077
 Leading Rein classWL126
 measurement cardWL102
 Model classesWL110, WL136
 Performance ClassesWL115-WL127
 Pleasure sectionWL117, WL139-WL140
 Pleasure DrivingWL119, WL140
 prize moneyWL102, WL125, WL129
 rating requirementsGR313
 registration requirementsWL101, WL128
 Roadster sectionWL120
 shoeing regulationsGR804, WL105,
 WL117, WL132
 showing (ring) procedureWL106, WL133
 splitting classesWL102, WL129
 stallionsWL111, WL113, WL114,
 WL125, WL130, WL137,
 WL138, WL139, WL140
 type and conformationWL103
 Welsh Pony & Cob Soc. of
 America, Inc.GR1077, WL101, WL128

Western Division

amateursWS106
 appointmentsWS104
 artificial appliancesWS105
 awardsGR1141
 bandages and bootsWS105
 bridlesWS103, WS105
 curb chainsWS105
 dimension of trail obstaclesWS125
 division of classesWS103
 draw for order of goWS103
 eligibilityWS101
 fallsGR121, WS110

gag bitsWS105
 Green Cow HorseWS116
 Green Pleasure HorseWS127
 Green Trail HorseWS120
 hackamore/snaffle bit
 horsesWS109, WS115
 hackamoresWS105
 handsWS102
 JudgesGR1078
 junior horseWS109
 Maiden, Novice and Limit statusWS108
 off courseWS103, WS122
 patternsWS118, WS131
 penaltiesWS133
 Pleasure Horse sectionWS126-WS128
 prize moneyWS103, WS111
 scoringWS113, WS123, WS132
 side saddle appointmentsWS104
 snaffle bitsWS105, WS109
 soundnessWS101
 stallionsWS101
 tackWS105
 tapaderosWS105
 tiesWS103, WS111, WS123
 Trail Horse sectionWS119-WS125
 Western Riding Horse sectionWS129-WS136
 Working Cow Horse sectionWS111-WS118
 Western Seat Equitation/Reining Seat
 (see Equitation)EQ123-EQ129
 Whips (see division rules)GR803
 Withdrawal from competitionGR402, GR1305
 Withdrawal of entriesGR912
 Working GroupsBylaws 311 & 312

Y

Year—see Competition YearGR114
 Young RiderGR148

Z

Zone AwardsGR1111
 Zones
 declaration ofGR1111
 FinalsGR1142-GR1151

