

2016 UNITED STATES EQUESTRIAN FEDERATION, INC. RULE BOOK

The National Equestrian Federation of the United States a member of the Federation Equestre Internationale and of the United States Olympic Committee.

THIS BOOK SUPERSEDES ALL PREVIOUS EDITIONS

THE RULES PUBLISHED HEREIN ARE EFFECTIVE DECEMBER 1, 2015 UNLESS OTHERWISE SPECIFIED AT THE TIME OF THEIR ENACTMENT AND REMAIN IN EFFECT EXCEPT AS SUPERSEDED BY RULE CHANGES ENACTED BY THE BOARD OF DIRECTORS AS PUBLISHED ON THE FEDERATION'S WEB SITE AT www.usef.org OR BY SUBSEQUENT EDITIONS OR SUPPLEMENTS TO THE RULE BOOK

Published by United States Equestrian Federation, Inc.
4047 Iron Works Parkway
Lexington, KY 40511
859-258-2472
Fax: 859-231-6662

© Copyright 2015-2016 by United States Equestrian Federation, Inc. All rights reserved. Permission is granted for one print or electronic copy to be made for personal use only in connection with USEF Licensed or Endorsed Competitions. All other reproduction, distribution, or duplication of these Rules, whether in print or electronically, or use for any other purpose is strictly prohibited without the Federation's advance written permission. When the Federation Rules are being used at a competition, it is the responsibility of each exhibitor to ascertain that the competition is USEF licensed or endorsed or that written permission has been given to the competition. The Federation disclaims any responsibility whatsoever, for negligence or otherwise, for any losses, injuries, or other claims arising out of any unrecognized competition or from any unauthorized use of these Rules. The Federation requests that any unauthorized uses of these Rules be reported to it.



THE SPORTSMAN'S CHARTER

That sport is something done for the fun of doing it and that it ceases to be sport when it becomes a business only, something done for what there is in it;

That amateurism is something of the heart and spirit - not a matter of exact technical qualifications;

That good manners of sport are fundamentally important;

That the code must be strictly upheld;

That the whole structure of sport is not only preserved from the absurdity of undue importance, but is justified by a kind of romance which animates it, and by the positive virtues of courage, patience, good temper, and unselfishness which are demanded by the code;

That the exploitation of sport for profit alone kills the spirit and retains only the husk and semblance of the thing;

That the qualities of frankness, courage, and sincerity which mark the good sportsman in private life shall mark the discussions of his interests at a competition.

UNITED STATES EQUESTRIAN FEDERATION, INC.

(the Federation)

THE NATIONAL
EQUESTRIAN FEDERATION, INC.
OF THE UNITED STATES
4047 Iron Works Parkway
Lexington, KY 40511

(859) 258-2472

Fax: (859) 231-6662

NOTICE: Verbiage in red text indicates new or revised rules approved to become effective December 1, 2015, unless another date is specified. EFFECTIVE dates for new rules are listed and these dates do vary.

The Rules published in this Rule Book are subject to additions or revisions pursuant to Chapter 1, Sub-chapter 1-B of the Rules. Please see the Federation's web site at www.usef.org for any changes subsequent to the publication date of this Rule Book.

While every effort has been made to avoid mistakes in this publication, the Federation does not assume any liability to anyone for errors or omissions. Corrections and additions are published on the Federation's web site at www.usef.org

BYLAWS

GENERAL RULES

CHAPTERS 1-13

BREED/DISCIPLINE CHAPTERS

Which pertain to the classification, conduct and operation of competitions and to general matters affecting Exhibitors, Judges, Stewards and Competition Officials.

A knowledge of the rules of any sport is required of each participant and the exhibitor at a Licensed Competition is in no way exempt from this responsibility. A complete knowledge of and compliance with the rules are essential and the exhibitor must be fully cognizant of all the rules as well as class specifications in the Divisions in which he or she shows.

It is obvious that however complete rules may be, they can never cover all possible situations which may arise. If a matter cannot be solved by interpreting the rules to the letter, the solution to be adopted by those responsible should lie in a principle which follows as nearly as possible the spirit of the rules.

PLEASE READ ALL CROSS REFERENCES CAREFULLY, AND REFER TO THE FEDERATION'S WEBSITE AT www.usef.org FOR OFFICIAL CHANGES AND THE MOST UP-TO-DATE VERSION OF THIS RULEBOOK.

UNITED STATES EQUESTRIAN FEDERATION RULES

The term THE FEDERATION when used herein refers to and denotes only the United States Equestrian Federation, Inc.

CHAPTER 1 DEFINITIONS

SUBCHAPTER 1-A DEFINITIONS

- GR101 Adult or Senior (Individual)
- GR102 Age (of Equine)
- GR103 Age (of Individual)
- GR104 Agent
- GR105 Amateur
- GR106 Amateur Classes
- GR107 Clients
- GR108 Coach
- GR109 Commencement and Completion of Classes
- GR110 Comparable Dates
- GR111 Competition Dates
- GR112 Competition Staff
- GR113 Competition Officials
- GR114 Competition Terminology
- GR115 Competition Year
- GR116 Competitor
- GR117 Disqualification
- GR118 Elimination
- GR119 Excused
- GR120 Exhibition (Class or Demonstration)
- GR121 Exhibitor
- GR122 Falls
- GR123 Family
- GR124 Gender
- GR125 Hand
- GR126 Horse
- GR127 Junior
- GR128 Ladies' Classes
- GR129 Lessee
- GR130 License Rights
- GR131 Licensed Competition
- GR132 Licensee
- GR133 Local Classes
- GR134 Longeur
- GR135 Maiden, Novice, and Limit Classes
- GR136 Not in Good Standing
- GR137 Open Classes
- GR138 Opportunity Classes
- GR139 Owned by Him or Her
- GR140 Owner
- GR141 Owner's Classes
- GR142 Para-Equestrian

GR1 - DEFINITIONS

GR143 Pony

GR144 Professional

GR145 Protests, Charges and Grievances

GR146 Shown and Judged

GR147 Trainer

GR148 Veterinarian

GR149 Young Rider

SUBCHAPTER 1-B ADOPTION AND AMENDMENT OF FEDERATION RULES

GR150 Rules

GR151 Rule Change Procedures

GR152 Presidential Modifications

CHAPTER 1 DEFINITIONS

SUBCHAPTER 1-A DEFINITIONS

GR101 Adult or Senior (Individual)

1. An individual who has reached his 18th birthday as of December 1st of the current competition year.
 - a. For competition purposes, in the Dressage division, competitors shall compete as Adults from the beginning of the calendar year in which they reach the age of 22.
 - b. For the Eventing Division, see EV104.
 - c. For Paso Fino Division, see PF106.1.
 - d. For the Arabian Division, see AR110.
 - e. For the AMHA Medal Classes, see MO165.

GR102 Age (of Equine)

1. For competition purposes any horse is considered to be one year old on the first day of January following the actual date of foaling.
 - a. Exception: In the Paso Fino Horse Division, a horse's age is determined by the age it is on the first day of January during the twelve month period September 1 through the following August 31.
 - b. Some breed/disciplines may, for purposes of eligibility to compete, use the actual age of the animal (of foaling date).
2. A mature horse is one that is over four years of age.
3. A junior horse is one that is four years of age or younger. Exceptions:
 - a. Junior Breeding or In-Hand classes are open to horses two years old and under. Junior Horse performance classes held in the Arabian, Friesian, National Show Horse, and Western Division(s) are open to horses five years old and under. Senior Breeding or In-Hand classes are open to horses three years old and over.
 - b. Friesian: six and older.
 - c. For Andalusian/Lusitano, see division rules.

GR103 Age (of Individual)

1. The age of an individual on December 1st will be maintained throughout the entire competition year.
2. Persons born on December 1st will assume the greater age on that date.
3. If a competition is in progress on any November 30th, an individual's age at the start of the competition will be maintained throughout the competition.
4. Exceptions: see GR149, EV104, DC912, DR119.3, RN104 and PF106.1-.4.

GR104 Agent

Any adult or adults, including but not limited to any groom(s), veterinarian(s), coach(es) or other persons who act on behalf of an exhibitor, owner or lessee of a horse, trainer, rider, driver or handler at or in connection with a Licensed Competition.

GR105 Amateur

See GR1306 and GR1307.

GR106 Amateur Classes

1. Every contestant must hold amateur status. See GR1306 and GR1307.
2. Amateur classes may be restricted to riders, drivers or handlers who are no longer eligible to compete as a junior exhibitor. In the Dressage or Western Dressage Division, individuals are only eligible to compete as amateurs from

GR1 - DEFINITIONS

the beginning of the calendar year in which they reach age 22. See DR119.3.

GR107 Clients

1. As used in GR1304, GR1039 and GR1012.4, “client” and “clients” of a judge, steward or technical delegate shall include:
 - a. any person who has received, or who has a member of his or her family who has received, horse training or instruction in riding, driving or showing in hand or in halter from the judge, steward or technical delegate or from said official’s employee, whether or not remuneration has been given or received, and whether or not such training or instruction took place at a Licensed Competition
 - b. any persons who pay horse board (excluding stud fees and broodmare board) to the judge, steward, or technical delegate, or to a member of his or her family and
 - c. any persons entered in a Licensed Competition as rider, driver, handler, exhibitor, owner or lessee, and members of the family of the foregoing, on an entry blank signed in any capacity by the judge, steward or technical delegate or his or her agent, employee or member of his or her family, whether or not remuneration has been given or received.
2. The conducting of clinics or assistance in group activities such as Pony Clubs, unless private instruction is given, will not be considered as instruction, coaching or tutoring.

GR108 Coach

For purposes of these rules, a coach is defined as any adult or adults who receives remuneration for having or sharing the responsibility for instructing, teaching, schooling, or advising a rider, driver, handler or vaulter in equestrian skills. See also GR906.4 and GR908.

GR109 Commencement and Completion of Classes

1. Refer to GR829.
2. In classes where horses compete collectively, a warning is issued and the in-gate must be closed two minutes after the first horse enters the ring.
 - a. Judging must not commence until the gate is closed or at the end of the two-minute call. An official timer must be appointed to enforce this rule.
3. Exception: Dressage or Western Dressage division.
4. For Paso Fino, see PF102.7.
5. In a class where horses compete individually, a class is considered completed when all horses have completed the class routine as designated by the rules.
6. In classes where horses compete collectively, a class is considered completed when the class has been judged in accordance with the rules and the judge(s) submit their cards to the ringmaster or announcer.
7. None of the above applies to the Jumper division. Refer to Chapter JP.

GR110 Comparable Dates

1. For competitions with a start date of December 1, 2008 or later, the following provisions will be in effect:
 - a. For the 2009 competition year and thereafter, comparable dates will be based on competition’s 2006 dates using the Memorial Day Date Rotation Axis. Under the Memorial Day Date Rotation Axis, all USEF competition dates rotate in conjunction with Memorial Day.
 - b. For the 2009 competition year, any competition that did not hold a license for the 2006 competition year, but received a license for the 2007 and/or 2008 competition year, will have priority over new competitions requesting dates. However, competitions with licenses for the 2006 competition year will have priority over any of the above

mentioned competitions.

- c. For purposes of determining mileage between competitions, quarters will be defined as follows: first quarter - December through February; second quarter March through May; third quarter - June through August; fourth quarter - September November. The first day of a competition is the date used to determine the mileage applied to the entire competition.

GR111 Competition Dates

A competition or competition date begins at 12:01 am on the calendar date on which the first class (or Horse Inspection, if applicable) is scheduled and ends at midnight on the calendar date on which the last class is scheduled.

GR112 Competition Staff

Includes and refers to the following persons: Gate Attendants, Ring Clerks, Farriers, Timekeepers, Announcers, Ringmasters and other persons engaged directly by the competition.

GR113 Competition Officials

Includes and refers to the following persons: Directors, Officers, Chairman of the Show Committee, Manager, Secretary, Judges, Stewards, Technical Delegates, Veterinarians, and Course Designers.

GR114 Competition Terminology

1. For the purposes of USEF rules, the following definitions apply to USEF licensed competitions.
 - a. Rated class - any class held on a licensed competition date that counts towards the division or section rating. (See Chapter 3)
 - b. Unrated class - any class held on a licensed competition date that does not count towards the division or section rating, or any class held at an unrated licensed competition. (See GR301.4)
 - c. Recognized class - any class held on a licensed competition date for which there are USEF division rules. (See GR305 or GR902.3)
 - d. Unrecognized class - any class held on a licensed competition date in accordance with the requirements of GR305.1 or GR902.3. (See GR902.2)
 - e. Division - group of rules pertaining to a specific breed or discipline (i.e. Morgan, Jumping)
 - f. Section - group of rules within a specific breed or discipline division that pertains to a type of class (i.e. Working Western Section within the Arabian Division)

GR115 Competition Year

1. For the purposes of these rules, the competition year is defined as starting December 1st and ending November 30th.
 - a. The Paso Fino competition year is defined as starting September 1 and ending August 31.
 - b. A USHJA Hunter or Jumper Zone may define its competition year as starting October 1st and ending September 30th, providing it makes this determination prior to June 1st of the year preceeding the new competition year. If a Zone elects to change its competition year it must keep that change for a minimum of three (3) years.

GR116 Competitor

The horse, rider (handler, driver) or horse/rider combination being judged depending on the judging specifications for a particular competition.

GR117 Disqualification

1. To exclude a competitor or horse, for cause, from participation in a given class, division or competition.
2. Competitors may be disqualified by the Licensed Competition.

GR1 - DEFINITIONS

3. If a competitor is disqualified following the completion of a class, for the purpose of determining the number of horses which have been entered, shown, and judged, said competitor's performance shall count. If the competitor received an award, the award must be forfeited. A competitor disqualified in this manner may not use this class as a qualifying class for a Championship (see also GR809.2.).
4. Competitors have the right to contest any action taken pursuant to this Rule by filing a protest or grievance pursuant to Chapter 6 of the Rules for hearing and determination by the Hearing Committee.

GR118 Elimination

1. See also GR1305 and specific division rules.
2. To exclude a competitor or horse, for cause, from judging consideration in a class.
3. A competitor who is eliminated is ineligible to receive an award regardless of the number of competitors in the class.
4. If an eliminated competitor completes a class, in accordance with GR116 and GR117, for the purpose of determining the number of horses which have been entered, shown, and judged, said competitor's performance shall count.
5. None of the above applies to the Jumper division. Refer to Chapter JP.

GR119 Excused

1. To have a judge(s) grant permission to, or request that a competitor leave the class.
2. A competitor who is excused is ineligible to receive an award.
3. None of the above applies to the Jumper division. Refer to Chapter JP.

GR120 Exhibition (Class or Demonstration)

1. An Exhibition may be held as a recognized but unrated class or demonstration, as required by division rules. See DR136 for rules pertaining to exhibition classes and demonstrations at Dressage Competitions.
2. Exhibition classes must be advertised in the prize list and may be judged and ranked. At any USEF licensed competition, Exhibition classes may not be restricted to Friesians.
 - a. However, results may not be counted for high score awards or championships.
 - b. If published, the rankings report must be clearly separated from competition results and noted as being from an exhibition.
 - c. Judges for breed, hunter, jumper, or Western exhibition classes held at Licensed Competitions are not required to be licensed by USEF.
 - d. Judges for Western Dressage exhibition classes must be licensed as described in WD123.1.
 - e. At Federation licensed Hunter, Jumper or Hunter/Jumper competitions, only one exhibition or demonstration class may be held per licensed competition day and the results of such classes cannot be counted for Federation or Federation affiliate awards.
3. Exhibition demonstrations may also be held using horses individually, in groups or in entertainment acts. Such demonstrations cannot be held as a class.
4. Horses used in exhibitions, demonstrations, and retirement ceremonies are subject to the provisions of GR839, but are exempt from the dress and saddlery rules of the competition.

GR121 Exhibitor

1. The owner or lessee of a horse when entered in a class where only the merits of the horse or horse/rider combination are to be considered. In Equitation Classes, Exhibitor refers to the rider.

GR122 Falls

1. A rider is considered to have fallen when he is separated from his horse, that has not fallen, in such a way as to

necessitate remounting or vaulting into the saddle.

2. A horse is considered to have fallen when the shoulder and haunch on the same side have touched the ground or an obstacle and the ground. Exception: see EV142.4, EV150.9 and RN103.5.I.

GR123 Family

For competition purposes the term family includes husband, wife, parent, step-parent, child, brother, step-child, sister, half brother and sister, aunt, uncle, niece, nephew, grandmother, grandfather, grandchildren, and in-laws of the same relation as stated above.

GR124 Gender

Whenever in these rules the words he, him, or his are used, unless the context requires otherwise, they shall include she, her, or hers.

GR125 Hand

1. The height of all animals is stated in hands. A hand is 4”.
2. Horses must be over 14.2 hands. Exceptions:
 - a. Registered Arabians, Half or Anglo Arabians, Connemaras, English Pleasure entries, Morgans, Paso Finos, and Welsh Cobs.
 - b. Dressage.
3. Ponies are 14.2 hands and under. Exceptions:
 - a. Dressage;
 - b. Combined Driving, see DC930.

GR126 Horse

1. The term “horse” as used in these rules denotes either a horse or pony.
2. In all levels of all Federation licensed Driving and Endurance Competitions and in the case of any other Federation Rule as it relates to the Driving or Endurance disciplines as the context permits it, the term “horse” shall also include a mule. See DC Annex 9, EN102.1.

Mules are also eligible to compete in dressage classes with the exception of:

1. USEF Championships, USEF qualifying and selection trials, and observation classes,
2. any other classes designated as qualifying or selection classes for international or international high performance competition, and
3. championships where such participation is prohibited in the championship selection procedures. See DR119.1.
3. When the term “Horse” or “Pony” is used or intended in prize lists and catalogues of Licensed Competitions where height is one of the qualifications of the class, the word Horse denotes animals over 14.2 hands.
 - a. Exceptions: Registered Arabians, Half or Anglo Arabians, Connemaras, English Pleasure entries, Friesian, Morgans, Paso Finos, Welsh Cobs and Dressage.
 - b. In the Dressage Division, a Horse is an animal over 148 cm without shoes, and 149 cm with shoes.
 - c. For Combined Driving, see DC930.

GR127 Junior

1. An individual who has not reached his 18th birthday as of December 1st of the current competition year.
2. The age of an individual on December 1st will be maintained throughout the entire competition year.
3. Persons born on December 1st assume the greater age on that date.
4. If a competition is in progress on any November 30th, junior status at the start of the competition will be maintained throughout that competition.

GR1 - DEFINITIONS

5. Exceptions: Eventing, Dressage, Reining, Arabian and Paso Fino Competitions, see EV104.2, RN104.c, PF106.1-3, DR119.3 and AR110.

GR128 Ladies' Classes

1. Ladies' classes may be restricted to riders, drivers or handlers who are no longer eligible to compete as a junior exhibitor.
2. Stallions are not permitted unless division rules allow their use for ladies.

GR129 Lessee

See GR1108.

GR130 License Rights

Granting of a license by the Federation does not give the Licensee property rights or perpetual rights but constitutes merely revocable licenses which are venue specific and which are governed by the terms and conditions of the license agreement and the rules, policies and procedures of USEF as the same may change from time to time. Approval of all competitions at all times remains a prerogative and property interest of the Federation, and licenses may not be relocated, transferred, sold, assigned, revised, perpetuated, limited, expanded, or otherwise affected without the Federation's advance knowledge and written consent. By applying for and accepting the license agreement, all applicants and their agents, licensees, employees, officers, representatives, and successors in interest are deemed to agree to and be bound by the foregoing, and agree to hold the Federation harmless in all respects.

GR131 Licensed Competition

A competition subject to a license agreement for a fixed term. The parties to the agreement will be USEF and the licensee.

GR132 Licensee

A Licensee is a person or legal entity who has obtained legal permission from the Federation to conduct a licensed competition.

GR133 Local Classes

1. Entry is restricted by management as to a territory of reasonable size and character and which is so described in the prize list and catalogue.
2. Local classes are not considered in reckoning Competition Championships awarded on points nor do they count toward Horse of the Year Awards.
3. Classes restricted to members of a club are considered Local unless membership is open to and easily obtainable by all exhibitors.
4. In classes which restrict entries by state such as Kentucky Bred, the word bred is defined as foaled in the state (not necessarily mated).
 - a. For competition purposes bred means foaled.
 - b. NOTE: American Bred classes are limited to horses foaled within the borders of the United States. These classes are not considered Local.
5. For Dressage Sport Horse Breeding (DSHB), see DR203.12.

GR134 Longeur

For purposes of these rules, a longeur is the individual responsible for the control of the horse within the vaulting arena during a vaulting competition.

GR135 Maiden, Novice, and Limit Classes

1. Maiden, Novice and Limit classes are open to horses which have not won one/ three/six first place ribbons respectively, at Regular Competitions of the Federation or Equine Canada in the particular performance division or level in which they are shown. See DR137 for all rules related to Maiden, Novice and Limit classes in Dressage Competitions.
2. The Maiden, Novice or Limit status of both riders and drivers is affected by winnings at Regular and Local Competitions. (Exception: Arabian)
3. Ribbons won in one-horse classes do not count in reckoning the maiden, novice or limit status of either horse and/or rider/driver in any division.
4. The status of Maiden, Novice or Limit entries is as of the closing date of entries for any particular Licensed Competition.
5. A Maiden, Novice or Limit Pair is one which has not won more than the specified number of ribbons as a pair.
6. Winnings in Four-In-Hands, Tandems, Teams, Unicorns and Pairs; and winnings in Combination, Local, Model, Breeding and Futurity classes are not considered in reckoning the status of Maiden, Novice or Limit horses.
7. Ponies or horses which lose their Maiden, Novice, Limit or other classification in any division or section will not regain those classifications when shown in the Hunter Pony division or Junior Hunter division. Ponies or horses shown in the Hunter Pony division or Junior Hunter division which lose their classification will not regain them when shown in any other divisions or sections, unless specific regulations are set forth (e.g. Jumper division).
8. In the Andalusian, Arabian, Friesian, Morgan, American Saddlebred, Roadster, and Western divisions, ribbons won within one section do not count in the reckoning of Maiden, Novice or Limit status if the animal competes in a different section (e.g., Arabian Park to Arabian Western Pleasure, Fine Harness to Five-Gaited, Five-Gaited Show Pleasure to Three-Gaited Show Pleasure, Saddle Horse English Country Pleasure to Saddle Horse Hunter Country Pleasure, Western Pleasure to Trail, or Morgan English [Park or Pleasure] to Morgan Western or Morgan Harness [Park or Pleasure] and vice versa).
9. In the Hackney division, ribbons won within those sections (i.e. Hackney Harness, Hackney Pleasure) do not count in the reckoning of Maiden, Novice, or Limit status if the pony competes in another section of the Hackney division. However, ribbons won in the Roadster Pony section of the Roadster Division will count towards the maiden/ novice/ limit status of Hackney Roadster ponies.
10. In all other divisions, ribbons won within one section or division do count in the reckoning of Maiden, Novice, or Limit status if horses and ponies compete in a different section or division.
11. In a change of status from horse to pony, or vice versa, ribbons won in one height classification do not count in reckoning the Maiden, Novice or Limit status of an entry.

GR136 Not in Good Standing

1. Any person referenced in GR701 who has been expelled or suspended by the Federation.
2. Any licensee suspended pursuant to GR703 or GR707 or who is indebted to the Federation pursuant to GR309.

GR137 Open Classes

1. An Open class is open to all horses and ponies of any age, size or sex, regardless of previous awards received, in accordance with division rules.
2. There is no qualification for the rider, driver or handler except as specified in division rules for the particular category or level of classes.

GR138 Opportunity Classes

1. Unrated, grass roots level classes held at breed restricted, multi-breed, Carriage Pleasure Driving, Western competitions, Western Dressage or Hunter and/or Hunter Jumper competitions with no FEI recognized classes.

GR1 - DEFINITIONS

Opportunity Classes cannot be held at FEI discipline competitions (exception: Dressage Competition Levels 1-3, per GR821). At any USEF licensed competition, Opportunity Classes may not be restricted to Friesians.

2. For further information, reference GR821, GR407.1 and GR901.9.

GR139 Owned by Him or Her

1. For purposes of applying suspension only, the phrase “owned by him or her” with regard to a horse shall include any individual who is one of the following: an owner, a partial owner, a lessor (pursuant to GR703.1c, a lessee may apply for the release from suspension of a leased horse), a lessee, a holder of a partnership interest in a horse, or an owner of shares in a corporation, limited liability company, syndicate or any similar entity which owns or leases a horse either directly or indirectly, in whole or in part, and spouses or domestic partners of such persons. See GR703.1c, GR1301.4a, GR1302.2c, GR1308.2b, and GR913.1.
2. This rule is not applicable in determining ownership for any other purposes in the rules.

GR140 Owner

See GR1105 and GR1106.

GR141 Owner’s Classes

1. Every competitor must be an amateur and the owner, or an amateur member of the owner’s family, unless the prize list states otherwise. Exception: Paso Fino Division.
2. Owners’ classes may be restricted to riders, drivers or handlers who are no longer eligible to compete as a junior exhibitor.
3. Combined ownership is not permitted in Owner’s or Amateur Owner’s classes unless all owners are members of the same family. Leased horses are not eligible. Exception: Paso Fino Division.

GR142 Para-Equestrian

Para-Equestrian (PE) is a competition, division or section that provides equestrian competition opportunities for eligible individuals with a diagnosed permanent, physical disability as determined by the USEF/FEI **Classification, which is based on the FEI Profile System for Para-Equestrian.** (See GR1311.) *BOD1/16/16 Effective 4/1/16*

GR143 Pony

1. Ponies are animals that do not exceed 14.2 hands.
 - a. Exceptions: for Combined Driving, see DC930;
 - b. In the Dressage Division, a Pony is an animal that does not exceed 148 cm without shoes, and 149 cm with shoes.

GR144 Professional

See GR1306.

GR145 Protests, Charges and Grievances

1. For a description of a protest, see Chapter 6 in general, and specifically GR603.
2. For a description of a charge, see Chapter 6 in general, and specifically GR604.
3. For a description of a grievance, see Chapter 6 in general, and specifically GR605.

GR146 Shown and Judged

1. To be shown and judged in any class in which horses compete together, an animal must perform at all required gaits both ways of the ring in the original workout and must remain in the ring until excused by the judge. Exceptions:
 - a. Roadster Division, see RD104.

b. Paso Fino Division, see PF102.5.

GR147 Trainer

1. Any adult, or adults who has the responsibility for the care, training, custody or performance of a horse.
2. Said person must sign the entry blank of any Licensed Competition whether said person be an owner, rider, agent and/or coach as well as trainer.
3. Where a minor exhibitor has no trainer, a parent or guardian must sign and assume responsibility of trainer.
4. The name of the trainer must be designated as such on the entry blank. See also GR404.

GR148 Veterinarian

A graduate of an accredited veterinary school.

GR149 Young Rider

In the International Disciplines individuals are eligible as Young Riders or Young Drivers from the beginning of the calendar year in which they reach the age of 16 until the end of the calendar year in which they reach the age of 21.

SUBCHAPTER 1-B ADOPTION AND AMENDMENT OF FEDERATION RULES

GR150 Rules

1. In the event a division or section rule makes a clear exception to a general rule, or clearly departs from a general rule, the division or section rule shall govern; in all other instances, General Rules Chapters 1-13 shall take precedence.
2. The rules of the Federation take precedence over the rules of any other Association. (Exception: See GR915.2.) All divisions and sections for which rules are provided herein must be conducted accordingly and cannot be held under rules that are not in agreement.
 - a. FEI rules take precedence as to international classes and events over Federation rules at all FEI Sanctioned Competitions.
 - b. Federation rules take precedence as to national classes and events which are not FEI Sanctioned at FEI Sanctioned Competitions.
 - c. In connection with Endurance Riding Events, The Federation shall nationally enforce the prohibition of the gastric ulcer medications ranitidine and omeprazole, in accordance with GR409.1
 - d. At FEI Sanctioned Competitions which include no national classes, a licensee is not required to have a Federation steward or technical delegate. (Exception: FEI Sanctioned Jumper competitions licensed by the Federation must have a Federation steward.)
3. Any question not covered by the rules of the Federation shall be decided by the Directors of the competition at which it arises. Such decisions by a Show Committee may be reviewable by the Federation. Show Committees are cautioned not to make use of the authority here granted unless completely certain that the Book does not cover the points in question.
4. Standard rule changes become effective December 1st of the year approved, unless otherwise specified, and supersede prior rules. All competitions are governed by the rules in effect on the first day of the competition.
5. Every Licensed Competition and every person participating at the competition including exhibitor, owner, lessee, manager, agent, rider, driver, handler, judge, steward or technical delegate, competition official or employee is subject to the Bylaws and Rules of the Federation and to the local rules of the competition.

GR151 Rule Change Procedures

These rules may be added to, altered or amended at any meeting of the Board of Directors by a majority vote of those present as provided herein below. The USEF Legislative Committee is responsible for review, analysis, and oversight

GR1 - DEFINITIONS

of the Federation's rule change process, subject to review and approval by the Board of Directors. (See Bylaw 502, Section 11.) Rule Change Categories: Standard, Clarification, Extraordinary, and FEI.

1. Standard Rule Changes. Individual Federation members, Federation Staff, Federation Committees, and Recognized Affiliate Associations (Recognized Associations and International Discipline Associations) may propose standard rule changes. See Bylaw 221 and 222.
 - a. Standard rule changes must be submitted to the Federation in writing on the USEF official form within the following deadlines in order to be considered within the current rule change year.
 1. Individual Federation members June 1
 2. Federation Senior Staff June 1
 3. Federation Committees September 1
 4. Affiliated Entities (Bylaw 221) September 1
 5. Recognized Affiliate Associations (Bylaw 222) September 1
 - b. The proponent's name must be clearly listed on the official rule change form. When the proponent is other than an individual, such submissions shall be accompanied by minutes or certification signed by the Committee Chair or Recognized Affiliate Association's President that document the review and action taken at a meeting.
 - c. The Legislative Committee may reject a proposal for:
 1. failure to comply with the requirements of the official form;
 2. lateness;
 3. incompleteness;
 4. inexact or confusing language;
 5. a proposal that was disapproved the prior year;
 6. attempts to amend a rule or rules in effect for less than a year;
 7. proposing to change a rule that is solely within the Federation's purview
 8. any other specified reason in the Committee's discretion.
 - d. In the event the Legislative Committee rejects a proposal, the proponent must be notified in writing. Proponents of a rejected proposal may revise and resubmit a proposal. Any decision to reject a proposal made by the Legislative Committee shall prevail subject to review by the Board of Directors.
 - e. The Legislative Committee will designate review of the proposed rule change by any and all standing Federation Committees and each assigned entity deemed appropriate.
2. Rule Clarifications:
 - a. Contradictory language, missing or incorrect phrasing, and other wording or punctuation errors that cause inconsistent interpretations of the intent of a rule, may be clarified via a Federation Official Rule Clarification form. This form will be submitted to the Rule Change Coordinator, who will obtain comments from relevant Federation Departments and Committees.
 - b. The General Counsel, with the approval of the Legislative Committee, may approve clarifications and post them on the USEF website and include them in the next available Federation Rule Book. The General Counsel may immediately correct misspelled words, minor punctuation errors, missing or incorrect references and other similar clarifications deemed minor.
3. Extraordinary Rule Changes.
 - a. An Extraordinary rule change is defined as: (i) one that, unless expedited, would create or continue a severe hardship or a gross unfairness to the Federation, its members or their horses, its Licensed Competitions, or its Recognized Affiliate Associations; or (ii) one that is certified by a Recognized Affiliate Association Board or Executive Committee by a formal vote that without passage would disadvantage the membership of the Recognized Affiliate Association. The rule change proposal form MUST contain a statement describing clearly how the proposed change meets the above criteria. The Rule Change Coordinator must then get certification that the

proposed extraordinary rule change in fact, does meet the necessary criteria to bypass the normal rule change process. Such certification will come from the Legislative Committee in conjunction with the General Counsel, or at least two USEF Officers.

- b. Once the proposal is certified, and with a required minimum five business days notice, the Board of Directors at any meeting may entertain and take immediate action on such an Extraordinary Rule Change. However, the five-day notice requirement may be waived upon the affirmative vote of a majority of the Board present with the reasons for the waiver stated in their meeting minutes.
 - c. Extraordinary Rule Changes shall be effective as specified by the Board and if not specified, shall be effective immediately upon passage.
 - d. Following adoption of any Extraordinary Rule Change, prompt written notice must be given via the Federation's web site.
4. FEI Rule Changes. In order to comply in a timely manner with changes in FEI rules which may be published by the FEI outside the Federation's normal rule change schedule, certification is waived and the Board of Directors may consider and act to conform to any FEI rule change as deemed necessary.

GR152 Presidential Modifications

1. Modifications may be made in the application of the Federation Rules under special circumstances (see Bylaw 332.1f). Requests should be submitted to the office of the President and will be forwarded to appropriate committee chairmen for their recommendations before being submitted to the President for consideration.
 - a. Senior Active Members of the Federation may submit a request for Presidential Modification to the Rules with supporting documentation and a non-refundable \$50 processing fee.
 - b. The President has the authority to waive the processing fee.
 - c. When a horse has a chronic condition and has previously been granted at least one annual Presidential Modification to Dressage or Eventing rules related to the condition, an application can be submitted for approval of a special three-year Presidential Modification related to the same condition. The application must be accompanied by sufficient supporting documentation that the condition is unlikely to improve during the three-year period.

CHAPTER 2 MEMBERSHIP CATEGORIES AND REQUIREMENTS

SUBCHAPTER 2-A MEMBERSHIPS

GR201 Membership Categories

GR202 Membership Requirements

GR203 Effective Date of Membership

SUBCHAPTER 2-B AFFILIATED ASSOCIATIONS

GR204 Affiliated Associations and Associated Youth Organizations

SUBCHAPTER 2-C NON-MEMBERS

GR205 Participation

SUBCHAPTER 2-D FEDERATION FEES AND DUES

GR206 Show Pass Fee

GR207 High Performance Fees

GR208 Competition Fees

CHAPTER 2 MEMBERSHIP CATEGORIES AND REQUIREMENTS

SUBCHAPTER 2-A MEMBERSHIPS

GR201 Membership Categories

1. Competing Membership(s)

Competing members are those individuals who desire to participate in Federation Licensed Competitions. Competing members are eligible to participate as a licensed official, rider, driver, handler, vaulter, longeur, owner, lessee, agent, trainer, coach, competition manager, or competition secretary. The competing membership options are:

- a. Life Member. Life Members are Senior Active or Junior Active Members who attain Life Membership upon a single payment of \$2,500. Life Members shall have all rights and privileges of Members and be subject to all liabilities and penalties which may be imposed upon Members. They shall be exempt from annual dues.
- b. Senior Active Member. Senior Active Members are those Members who are at least 18 years of age. Their annual dues are \$55. Senior Active Members shall be sent notice of and shall be entitled to attend the Annual Meeting of the Federation.
- c. Junior Active Member. Junior Active Members are those Members who have not reached their 18th birthday as provided for in GR127. Their annual dues are \$55.

2. Non-competing Membership(s)

Non-competing members are those individuals who do not desire to participate in Federation Licensed Competitions. Non-competing members are not eligible to participate as a licensed official, rider, driver, handler, vaulter, longeur, owner, lessee, agent, trainer, coach, competition manager, or competition secretary. The non-competing membership options are described on the membership application form.

GR202 Membership Requirements

1. To be eligible to participate as a rider, driver, handler, vaulter, longeur, owner, lessee, agent, coach or trainer at Regular Competitions, Eventing Competitions at the Preliminary Level or above, Dressage Competitions, Combined Driving Competitions at the Advanced Level, Endurance Rides, Reining Competitions, ParaEquestrian Competitions, and Vaulting Competitions, persons must be Members of the Federation as provided in Bylaw 201. No organization, other than the USEF and its Recognized Breed and Discipline Affiliates, may require mandatory membership or a non-member fee as a condition of participation in a USEF Licensed Competition. (See GR1210.13 for further information regarding the collection of mandatory participation fees at USEF licensed competitions).
2. All Life, Senior Active and Junior Active Members of the Federation must designate a primary breed/discipline affiliation upon joining or must do so annually upon renewing. A member will be deemed to continue his or her primary designation unless prior to the record date (November 30 of each year) such Life Member notifies the Federation in writing of change. This shall be considered the member's affiliation for the purpose of allocating Voting Director seats as provided in Bylaw 211.
3. Lessees are considered owners in connection with this membership requirement. If a horse(s) is owned by multiple individuals, only one owner need be a Member or pay a Show Pass fee.
4. If a horse(s) is owned by a farm or any other entity, only one principal owner of the farm or entity needs to be a member or pay a Show Pass fee. (To be eligible for Horse of the Year Awards, a farm or any other entity that owns a horse(s) must also obtain an exhibitor registration pursuant to GR1106.)
5. Non-members must pay a Show Pass fee of \$30.
6. The competitions will be responsible for forwarding Show Pass forms with the names of individuals who pay Show Pass fees at the competition to the Federation with the post competition report. Payment of Show Pass fees for purposes of competing does not entitle the individual to any other privileges of USEF membership.

GR203 Effective Date of Membership

1. Effective Date of Memberships

- a. Membership is effective the date the correct application and fees are received in the Federation office, with the following exceptions:
 1. For applications submitted at licensed Dressage Competitions, reference Bylaw 223, Section 1, applications are considered effective on the date the application and dues are received by the Competition Secretary provided the application is signed and dated by the Competition Secretary on that same day.
 2. Applications completed online at any Dressage competition are effective the date the application is submitted.
 3. For applications submitted at all Competitions other than Dressage Competitions, reference Bylaw 223, Section 1, applications are considered effective on the start date of said Competition provided the application and dues are received by the Competition Secretary and the application is signed and dated by the Competition Secretary during the period of the Competition.
 4. Applications completed online at any competition other than Dressage are effective, for points and eligibility to compete only, the start date of the Competition.

SUBCHAPTER 2-B AFFILIATED ASSOCIATIONS

GR204 Affiliated Associations and Associated Youth Organizations

1. Recognized Affiliate Associations

Recognized Affiliate Associations consist of corporations, organizations, and associations in good standing that have been approved by the Board of Directors of the Federation. Recognized Affiliate Associations shall comply with and be bound by these bylaws and the Rules of the Federation and decisions of the Federation including those of the Hearing Committee, and must pay annual fees and/or dues as determined by the Federation. Recognized Affiliate categories shall include:

- a. International Discipline Associations where the discipline is recognized through the Federation to the FEI or the USOC. The Federation may only recognize one International Discipline Association for each discipline recognized by the FEI. International Discipline Associations are sometimes referred to as the “FEI Affiliates”; or
 - b. National Associations where the national breed or discipline has competition rules which have been approved by the Board of Directors of the Federation for inclusion in the Federation’s Rule Book. The Federation may only recognize one national breed/discipline association for each breed or discipline with competition rules in the Rule Book. If a Recognized National Affiliate Association ceases to affiliate with the Federation, the Board of Directors may in its discretion replace the organization that has seceded or been removed for cause with another association involving the same breed or discipline or the Board of Directors may replace the organization with an appropriate Federation Breed or Discipline Committee. Such Committee shall be deemed a Recognized National Affiliate Association for purposes of Bylaw 303. Recognized National Affiliate Association requirements are established by the Board of Directors from time to time. Appeals involving the recognition of any association or committee must be made in writing to the National Office within 30 days of the announcement. Appeals will be heard by the Hearing Committee in the same manner as date disputes. The decision of the Hearing Committee shall be final and shall be deemed to have the force and effect of a ruling in arbitration. Recognized National Affiliate Associations are sometimes referred to as “National Affiliates.”
2. Alliance Partners consist of corporations, associations, educational institutions offering equine related programs, or other organizations approved by the Federation. Alliance Partners must pay annual fees and/or dues as determined by the Federation.
 3. Any Alliance Partner that is also a member of a Federation Recognized Affiliate may utilize only the applicable Breed/Discipline rules contained in the Federation Rule Book as a guideline for conducting non-Federation

competitions. Such use does not include access to the Federation regulatory process. The use of any other Federation rules is prohibited unless written permission is granted by the Federation.

4. Any non-Federation competitions using the applicable Breed/Discipline rules as described in .3 above must give notice to exhibitors in the prize list that Federation rules do not apply.

SUBCHAPTER 2-C NON-MEMBERS

GR205 Participation

A non-member, who wishes to participate as a rider, driver, handler, vaulter, longeur, owner, lessee, agent, coach or trainer at Regular Competitions, Eventing Competitions at the Preliminary Level or above, Dressage Competitions, Endurance Rides, Reining Competitions, Vaulting Competitions, and Combined Driving Competitions at the Advanced Level, must pay a Show Pass fee for each competition in which competing. Lessees are considered owners in connection with this membership requirement. In the event of an entry under multiple ownership, only one owner need be a Member or pay a Show Pass fee. The competition is responsible for listing either the active member or the owner that paid the Show Pass fee in the results. The competitions will be responsible for forwarding copies of all Show Pass forms completed at the competition to the Federation with the post competition report. Payment of Show Pass fees for purposes of competing does not entitle the individual to any other privileges of USEF membership.

SUBCHAPTER 2-D FEDERATION FEES AND DUES

GR206 Show Pass Fee

1. Federation Show Pass fee. The amount of the Show Pass fee will be established annually by the Federation. Unless otherwise established, the fee will be \$30 and must be collected by all appropriate competitions and remitted to the Federation (for exceptions see GR901.9). Non-US citizens who are members in good standing of their National Federations are exempt from payment of the Federation Show Pass fee.
2. Recognized Affiliate Association non-member fee. A Federation Recognized Affiliate Association as defined under Bylaw 222, Section 1 (1) and 1 (2) may establish a non-member fee for their respective breed or discipline. If established, the amount of the non-member fee will be determined annually by the applicable Recognized Affiliate Association. This fee must be collected by all appropriate licensed competitions and remitted to the Recognized Affiliate Association (for exceptions see GR901.9).

GR207 High Performance Fees

1. International High Performance
 - a. In order for an individual to be eligible to compete as a rider, driver, vaulter, or longeur, in competitions as defined herein, said individual must be a member of the Federation and must pay an International High Performance (IHP) Fee as noted below: (Exception: GR207.1k)
 - b. The IHP fee is \$35 per entry at defined competitions in the United States as noted below for each discipline. The fee is capped at \$420 per competition year. Please refer to the USEF website for policy and instructions on requesting reimbursement for payments over \$420 in the same competition year.
 1. For purposes of this rule, an entry is defined as each horse, horse/vaulter combination, vaulting team, or driving single, pair or team.
 2. Competition secretaries are responsible for collecting the fees and sending them to USEF with the post-competition report.
- c. Dressage
 1. FEI Recognized Events [CDIO/CDI's, including the North American Junior and Young Rider Championships (NAJYRC)].

GR2 - MEMBERSHIP CATEGORIES AND REQUIREMENTS

- d. Eventing
 1. FEI Recognized Events [CCIO/CCI's and CIC's, including the North American Junior and Young Rider Championships (NAJYRC)].
 - e. Jumping
 1. FEI Recognized Events [CSIO/CSI's, including for Children, Young Riders, Seniors, and the North American Junior and Young Rider Championships (NAJYRC)].
 2. USEF recognized Grand Prixes included on the USEF Show Jumping Ranking List (Maximum one fee per horse per competition).
 - f. Driving
 1. FEI Recognized Events (CAIO/CAI's).
 - g. Endurance
 1. FEI Recognized Events (CEIO/CEI's).
 - h. Para-Equestrian
 1. FEI Recognized events (CPEDIO/CPEDI's) at the 3* level or above.
 - i. Reining
 1. FEI Recognized Events [CRIO/CRI's, including the North American Junior and Young Rider Championships (NAJYRC)].
 - j. Vaulting
 1. FEI Recognized Events(CVIO/CVI's)
 - k. In order to compete in competitions in the US as defined above, foreign competitors must be a member in good standing of their National Federation and are required to pay the \$35 IHP per entry fee as listed above.
2. All Senior Active Members who receive funding from USEF for High Performance training or competitions, if called upon by the USEF President, shall personally donate at least two days of service for each calendar year in which they have received funding. However, such service is not required to be given during the same calendar year in which funding is received. Such service may be, at the President's discretion, given to either the Federation and/or the members' respective affiliate. In person participation at Board and Committee meetings shall be credited toward fulfilling this service requirement. Such requested service shall not affect a member's amateur status. A member's competition schedules and prior commitments shall be taken into serious consideration by the USEF President when calling upon members to fulfill this requirement. An administrative penalty may be levied by the President for non-compliance at the recommendation of the Director for Sport Programs, and after consultation with the Regulation Director.

GR208 Competition Fees

1. For every horse participating in any competition licensed by the Federation, a \$16 Federation fee will be collected (\$8 shall be an Equine Drugs and Medication fee to provide for research, inspection, and enforcement of rules regarding use of medications and drugs; see GR407.1, .2 and .3). Exception: Horses entered in classes exempted from the Equine Drugs and Medication fee are also exempt from the balance of the Federation fee.
2. The following fees may be paid by competitors when applying for membership at a competition: any fees as provided in GR206, GR207, GR208.1, and GR1307.3.

CHAPTER 3 COMPETITION LICENSING

SubChapter 3-A COMPETITION CLASSIFICATIONS AND PRIVILEGES

GR301 Classifications

GR302 Privileges

GR303 National Championships

SubChapter 3-B COMPETITION LICENSES

GR304 General

GR305 Agreement

GR306 License Procedures

GR307 Competition Mileage Exemption and Competition Permission

GR308 Mileage

GR309 Dues, Fees and Insurance

GR310 Cancellation of Competition

SUBCHAPTER 3-C LICENSED COMPETITION STANDARDS

GR311 Restrictions on Local Competitions

GR312 General

GR313 Determining Rating

GR314 Special Conditions

SUBCHAPTER 3-D REVIEW AND RENEWAL OF COMPETITION LICENSES

GR315 Inactive Competitions

GR316 Competition Evaluation

GR317 Sale or Transfer of License

SUBCHAPTER 3-E DISPUTES AND RESOLUTION

GR318 License Application Disputes and Resolution

CHAPTER 3 COMPETITION LICENSING**SubChapter 3-A COMPETITION CLASSIFICATIONS AND PRIVILEGES****GR301 Classification**

1. Licensed Competitions may be classified as Regular Competitions, Local Competitions, Eventing Competitions, Dressage Competitions, Driving Competitions, Endurance Competitions, Reining Competitions, Vaulting Competitions and Honorary Competitions. An Honorary Competition is a show held in another country which has been elected to this classification by the Federation but does not enjoy any of the privileges of Licensed Competitions. (See Bylaw 223).
2. Special Competitions. A Special Competition is an event, which may not fully meet the requirements for obtaining Federation licensing; however, it has been deemed in the best interest of the breed and/or discipline and/or sport, and the Federation that the event be sanctioned by the Federation. After written application to the Federation at least six months prior to an event, a competition may be approved for Special Competition classification upon approval of the Board of Directors. The Federation must provide the applicable Recognized Affiliate, Council, and discipline or breed committee with all information pertaining to the request, including mileage and any other conflicts, for the purpose of making a recommendation as to approving or disapproving the request. A non-refundable processing fee must be submitted with the application. Special Competition classification may include, but is not limited to, the following: Olympic Games or Trials; Pan Am Games or Trials; World Equestrian Games or Trials; World Cup Finals or Qualifiers; FEI CSI 5* events held as a standalone event and not in conjunction with any other competition; Nations Cup Finals; Nations Cup CSIO's; Federation National Finals; Federation National Championships; Recognized Affiliate championships; and any other events deemed by the Board of Directors as fitting in this classification. Competitions classified as Special Competitions are exempt from the mileage rules for the classes and divisions approved by the Board of Directors.
3. Divisions and sections of Regular Competitions are classified as follows for the purpose of reckoning points toward the Federation Annual Horse of the Year Awards. (Exception: Jumper Division, see GR1114.)
 - a. A, B, or C; or
 - b. To include any of the following individually or combined:
 1. Andalusian/Lusitano;
 2. Arabian;
 3. Friesian;
 4. Hackney;
 5. National Show Horse;
 6. Morgan;
 7. Roadster;
 8. American Saddlebred;
 9. Shetland;
 10. Western Dressage
4. Divisions and sections of Local, Dressage, Driving Competitions, Endurance Competitions, Reining Competitions, Vaulting Competitions and Eventing Competitions are not rated. However, Dressage Competitions are categorized by levels.
5. Federation Endorsed Competitions, Divisions, or Levels. Those events receiving approval pursuant to the Federation Bylaws.
6. Honorary Designations
 - a. Honorary designations are reserved for those competitions within the sport of Equestrian that have been

established for a long period of time and have made a substantial contribution toward development and promotion of the sport of equestrian, both within the sport and as well as within the broader community, by achieving, maintaining and promoting the equestrian ideals of sportsmanship and competition.

- b. Approval for all Honorary Designations requires:
 - 1. Recommendation by USEF/CEO
 - 2. Approval by USEF Affiliate primarily represented by the competition.
 - 3. Approval of the USEF Board of Directors at the Annual or Mid Year meeting.
- c. Benefits of Honorary Competition designations
 - 1. May apply for an extended Competition License for comparable dates; 5 years for Heritage designation, 7 years for Foundation designation.
 - a. If an extended license is approved, it may also be revoked by the USEF Board of Directors with a 2/3 vote
 - 2. Included in the USEF promotional program for Competitions with Honorary Designations.
 - 3. Entitled to use of the applicable Honorary designation on Prize list and promotional material.
 - 4. Listing of competitions with Honorary designations in the USEF rule book and online on a special section of the USEF website.
 - 5. Foundation competitions will receive one complimentary full page advertisement annually in equestrian magazine.
- d. An Honorary designation may be removed from a competition with or without cause by 2/3rds vote of the USEF Board of Directors.
- e. Eligibility for Heritage Designation requires:
 - 1. Minimum of 25 consecutive years of operation excluding any Act of God interruption
 - 2. Application by the Competition Licensee
 - 3. The Competition must be in good standing with both USEF and the representing affiliate.
 - 4. Significant involvement and support from the community where the competition is held
 - 5. Significant contribution to promotion of the sport of equestrian.
 - 6. Widely recognized within the sport of equestrian as being a Regional, National or International level of competition, or possessing other characteristics that make it unique within the sport of equestrian.
- f. Eligibility for Foundation Designation is reserved for the highest level of event in the sport of equestrian and requires:
 - 1. Current designation as a Heritage Competition
 - 2. Minimum of 50 consecutive years of operation, excluding any Act of God interruption.
 - 3. Must award a minimum amount of prize money from the time of application. A minimum of \$100,000 for all hunter/jumper competitions and \$25,000 for all other competitions.
 - 4. Nomination by the USEF Affiliate primarily represented by the competition. The Affiliate must take this responsibility very seriously and only put forward to USEF their most important competitions.
 - 5. Nominations for Foundation Competitions will only be accepted every three years, beginning in 2012. Nominations will be voted on by the USEF Board of Directors at their Mid-Year meeting and awarded at the USEF Annual Meeting Pegasus Dinner.

GR302 Privileges

- 1. Licensed Competitions enjoy privileges not available to other competitions including:
 - a. a position on the Federation schedule of competition dates;
 - b. assistance of Federation Committees, including Division and Hearing Committees and the facilities and assistance of the Federation office, staff and records;
 - c. the privilege of holding International Competition;

GR3 - COMPETITION LICENSING

- d. the opportunity to purchase insurance protection made available to most Federation competitions;
- e. subscription to equestrian, the official publication of the Federation.
- f. assurance of the highest national standards in the sport, and the ability to advertise that a competition is nationally recognized;
- g. a commitment to fair competition and the welfare of the horse which can only be provided by the Equestrian Federation of the United States through its rules and their firm enforcement, based on decades of legal precedent;
- h. through those rules, the Federation's Drugs and Medications Program, bringing the world's highest standard of research and testing to the sport;
- i. attraction to an event of horses and riders properly registered with the Federation to compete for Zone and National awards, as well as other competitions supervised by the Federation, such as its Medal classes;
- j. assistance of the Federation to set high standards of competition through access to licensed and experienced officials, and in assuring financial responsibility of entrants;
- k. reduced rates for advertising in equestrian magazine, the official magazine of American Equestrian sport since 1937;
- l. provide non-exclusive licenses to the Federation's licensed and endorsed competitions and events to perform, present or cause the live and recorded performance of all non-dramatic renditions of the separate musical compositions in the ASCAP and BMI repertoires.

GR303 National Championships

United States Equestrian Federation, Inc. (the Federation) shall have the exclusive right to designate national championships in the disciplines for which the Federation is designated as the National Governing Body by the United States Olympic Committee and in the disciplines for which the Federation is designated as the National Federation by the Federation Equestre Internationale (Dressage, Driving, Endurance, Reining, Show Jumping, Three-Day Eventing and Vaulting). The allocation of national championships in the foregoing disciplines, including issuance of date approvals, licensing of officials, approval of name and all copyright, trademark, trade name, television, video and other broadcast rights and all sponsorship matters shall be solely reserved to the Federation Board of Directors acting upon the advice and recommendation of the relevant Federation committee(s), Budget and Finance Committee and the USEF Officers. All persons or organizations, including affiliate organizations, organizing committees and/or competitions managements, wishing to receive Federation approval to hold a national championship in the foregoing divisions must apply to the Federation in writing on appropriate form(s) provided by the Federation and to be received by the Federation's office no later than the deadlines applicable to the respective disciplines outlined in GR306.8. The Board of Directors shall be entitled to condition the Federation's designation and granting of approval for a national championship in any manner which in its discretion it deems appropriate.

SubChapter 3-B COMPETITION LICENSES

GR304 General

1. License Application - Applications for a competition license agreement must be made on the form provided by the Federation. The forms must be signed by the Licensee requesting the date and shall contain the following statement: In applying for the above dates the licensee agrees to abide by the rules of the Federation and understands that failure to do so constitutes a breach of the license agreement and may constitute a violation of the rules which may subject the licensee to penalty under the provisions of GR707.
2. Any changes to the License agreement including location, dates, rating, level, or prize money, will require a license modification request with payment of a fee. USEF may or may not approve the requested changes. Competitions that are not conducted in accordance with the terms of the license agreement will have breached the terms of the

license agreement, and such breach may result in cancellation or nonrenewal of the license agreement, or the licensee may be ineligible for a license in the future, or other penalties under the provisions of GR707.

- a. Holding a competition on a date(s) other than that approved shall constitute a violation of the rules unless a request to change the date(s) is received in the Federation's office at least 30 days prior to the competition (exception: Eventing) and permission is duly given. For Eventing competitions, requests for change of competition date(s) must be received 10 days prior to the first day of the competition.
 - b. Holding a competition at a location other than as stated on the date application shall constitute a violation of the rules unless a request to change the location is received in the Federation's office at least 60 days prior to the competition date and permission is duly given.
 - c. Failure to obtain the permission of the Federation at least 30 days prior to the competition (exception: Eventing) to add a division, not offer an approved division, or change the rating of an approved division, may constitute a violation of the rules. For Eventing competitions, requests to add or cancel a division must be received 10 days prior to the first day of the competition.
3. License Applications for competitions that USEF is unable to approve for any reason, including mileage conflicts will be sent written notification by the Competitions Department and the application will be held for a period of 30 days from the date of that notification to allow the competition in question to submit the information required, seek alternative dates, submit written permission from the competition in conflict, or make other amendments, as applicable. At the end of the 30-day period the application will be considered to have been withdrawn and the fees will be refunded, unless an extension has been granted by the Competitions Department or the matter is being handled pursuant to GR307. Except as provided herein, there will be no holding of applications or fees.

GR305 Agreement

1. All applications for a Federation license are accepted with the explicit agreement of competition officials that all classes (rated or unrated) to be held on a Federation licensed date must be recognized by the Federation and are governed by all applicable Federation rules, and that no unrecognized classes will be held on any date for which Federation recognition is requested, except that:
 - a. Horse Trials at Eventing Competitions below the Preliminary Level,
 - b. Eventing Tests at all levels
 - c. Combined Driving below the Advanced Level
 - d. Classes at Regular or Local Competitions restricted to breeds or disciplines whose rules are not included in the USEF Rulebook
 - e. Non-affiliated National Breed or discipline association classes
 - f. Vaulting levels/classes below A-Team, Gold, Silver and Pas de Deux
 - g. Academy classes
 - h. Qualifying classes for Youth Reining classes or Reining classes at USA Reining and NRHA approved competitions.
 - i. Exhibitions for which there are no breed or discipline division rules
 - j. Hunter/Jumper competitions designated "Outreach" competitions by USHJA and limited to one competition day or one competition ring.
 - k. These above named classes/levels can be held as unrecognized only provided a separate entry blank is used and the prize list and/or Omnibus clearly states that the classes are not recognized by the Federation.
 - l. Exception: FEI rules take precedence as to international classes and events over Federation rules at all FEI Sanctioned Competitions. Federation rules take precedence as to national classes and events which are not FEI Sanctioned at FEI Sanctioned Competitions. In connection with Endurance Riding Events, the Federation shall nationally enforce the prohibition of the gastric ulcer medications ranitidine and meprazole, in accordance with

GR306 License Procedures

1. All processing of new and renewal license applications will be performed by the USEF Competitions Department. The Competitions Department will be responsible for the administration of the process and for the approval of licenses in accordance with established procedures.
2. Any required inspection of a competition venue will be conducted at the applicant's expense.
3. All USEF license applications will be considered confidential as to content. The identity of applicant(s) or licensee(s) will not be confidential. USEF may request additional information from an applicant, however, USEF is under no obligation to do so. Applicants are expected to supply all relevant information with their application. The license will define the obligations of both USEF and the licensee and are subject to nonrenewal or termination by either party.
4. Existing licensed dates and locations will be posted on the USEF Web site. When a date that has been licensed becomes available (New Open Date) it will be posted on the USEF Web site until the end of the month following the month in which the date becomes available. A date may become available as a result of:
 - a. A timely renewal license application not being received by the USEF. See GR306.6
 - b. Failure of the existing competition to achieve a satisfactory Competition Evaluation.
 - c. Licensee not meeting the "good standing" requirement for License.
5. Complete License Applications must be accompanied by the appropriate fees and either sent certified mail, post-marked, overnight with tracking, or by receipted fax. Applications must be received by the date specified by 6. below. Applications for FEI Competitions cannot be submitted to the FEI until the national competition has been licensed by the Federation. Applications for competitions which are not made in accordance with the above will be returned and not considered.
6. Applications for competitions unable to be approved for any reason, excluding mileage conflicts, will be sent written notification by the Competitions Department and held for a period of 30 days from the date of that notification to allow the competition in question to submit the information required, seek alternative dates, or make other amendments, as applicable. At the end of the 30-day period, if the application has not been completed or the 30-day period extended by the Competitions Department, the application will be considered to have been withdrawn and the dues will be refunded. Except as provided herein, there will be no holding of applications or dues, and applicants must reapply from year to year. Applications that seek approval for a License to conduct a competition on a date that has been open for more than the web posting period will be accepted at any time. All applications for dates that have been open for more than the new open date web posting period will be considered on a first received basis.
7. Renewal License Applications are due as follows:
 - a. For multi-year licenses, renewals must be received within sixty days of the last day of the next to last competition under an existing license.
 - b. For single year licenses, renewals must be received within sixty days of the last day of the licensed competition.
 - c. License renewal applications received more than sixty days after the last day of the applicable competition under an existing license will be considered as a new application subject to all new application policies and procedures including posting period for open dates.
 - d. Applications for new licensed competitions will be accepted beginning December 1 each year for the subsequent competition year.
8. A complete application accompanied by appropriate fees to hold a Regular Competition, Reining Competition, or Dressage Competition must be received in the Federation's office at least sixty days prior to the date(s) requested. A complete application accompanied by appropriate fees for a Local Competition or Driving Event must be received thirty days prior to the date(s) requested. A complete application accompanied by appropriate fees for an Eventing

Competition must be received ninety days prior to the date(s) requested. A complete application accompanied by appropriate fees to hold an Endurance Event or Vaulting Competition must be received 45 days prior to the date(s) requested. A complete application accompanied by appropriate fees for a Hunter Breeding competition must be received ninety days prior to the date(s) requested.

9. Competition Permission. Competitions that have previously been operating with a competition permission may seek renewal of the permission pursuant to GR307.
10. License Duration. The duration of the License agreements will normally be three (3) years. During this period, Licensed Competitions will be subject to Competition Evaluation. Licenses for a shorter period may be requested. On or after December 1, 2007, licenses with a longer term may be offered. However, terms in excess of seven (7) years would require Board of Directors approval. License agreements for periods greater than three (3) years will occur only after consideration of licensee experience, the time/investment required to develop corporate sponsors, media support, and the capital investment in the venue, all in conjunction with what is in the best interest of equestrian sport. Such licenses may provide for successor clauses during the term of the license as deemed necessary.
11. Competition Fees. Application and/or competition fees will be payable annually in April for the following competition year under an existing license agreement. License fees may be modified during the period of a license.
12. Cancellation. A licensee may cancel without charge an existing licensed competition by notifying USEF of the cancellation and returning the license to USEF not less than ten (10) months prior to next competition date under the license. When a cancellation is received more than three (3) months but less than ten (10) months prior to the first day of the next competition date under the license, 75 percent of competition dues will be refunded, subject to a minimum processing fee. If written notice of a cancellation is received less than three (3) months prior to the first day of the competition, the licensee will forfeit the application fee and will also be assessed a penalty fee equal to that of the minimum competition dues, unless the cancellation is due to an act of God.
13. Ineligible License Applicant. A License application or renewal from a Licensee may not be accepted if it has been determined by USEF that the licensee has outstanding issues which may relate to financial matters, safety matters, failure to comply with USEF rules, breach of a prior license agreement, or any other issues that may be prejudicial to the best interest of the sport. When possible USEF will inform the licensee of any outstanding issues in order that, when possible, the Licensee may have the opportunity to address the matter.
14. Grandfathered Competitions.
 - a. If the mileage rule in effect on December 1, 2005 creates a conflict of dates between Recognized Grandfathered Competitions existing prior to December 1, 2005, each competition so affected may be provided with a license without regard to application of the current mileage rule. Grandfathered competition License agreements are subject in all respects to future changes in rules including mileage and Competition Evaluation in accordance with the license agreement process.
 - b. If the mileage rule in effect on December 1, 2011 creates a conflict of dates between Recognized Grandfathered Arabian, National Show Horse, American Saddlebred, Hackney, and Roadster Competitions existing prior to December 1, 2011, each competition so affected may be provided with a license without regard to application of the current mileage rule. Grandfathered competition License agreements are subject in all respects to future changes in rules including mileage and Competition Evaluation in accordance with the license agreement process.

GR307 Competition Mileage Exemption and Competition Permission.

1. Federation Objective. One objective of the Federation is to provide a competition environment that is in the best interest of the sport of Equestrian and to provide for viable competitions and a balanced competition calendar to meet the needs of the sport at all levels within a geographic area. The Federation utilizes mileage as a method of managing the calendar and to assist in achieving an adequate base of competitors, thus enabling a competition to better meet the rules, requirements, and standards for a given rating or level. The licensing authority, licensing

GR3 - COMPETITION LICENSING

decisions, and calendar management rest solely with the Federation.

2. Mileage Exemption. When a competition license application is denied by the Federation due to a mileage conflict, the Applicant may seek a mileage exemption to allow the applying competition to occur. The Federation will send a Mileage Exemption Request Form along with the notification of denial to the Applicant.
3. The Federation may consider different circumstances in determining whether a mileage exemption is warranted. These include, but are not limited to, the following:
 - a. Competition Standards: Priority Date Holder's adherence to competition standards.
 1. Whether the Applicant competition may alleviate concerns about the safety and welfare of horses, competitors, and/or spectators for a given rating and/or level at a Priority Date Holder's competition;
 2. Whether the Applicant competition may enable a Priority Date Holder to better achieve the competition standards for a given rating and/or level;
 3. Whether the Applicant competition may alleviate overcrowding of horses and/or competitors in a given geographic area at a given venue.
 - b. Competition and Calendar Factors:
 1. Whether the Applicant competition provides access to competitors that may need a choice based on a Priority Date Holder's costs to competitors or offered ratings and/or levels;
 2. Whether the Applicant competition serves a need that the Priority Date Holder does not serve as to the schedule of classes, sections, and divisions, which may be too limited;
 3. Whether the Applicant competition should be given an opportunity to enter the marketplace where a Priority Date Holder seemingly dominates the calendar in a given geographical area, which may create unilateral competition effects;
 4. Whether the Applicant competition alleviates the negative impact on competitors that may occur when the number of consecutive competitions of the same rating and/or level in a given geographic area at a given venue creates unilateral competition effects.
 - c. Sport Growth and Visibility:
 1. Whether the Applicant competition may create growth and visibility of the sport in one of the following ways, which is not exclusive:
 2. The Applicant competition is warranted due to community support and/or involvement;
 3. The Applicant competition may broaden access to competitors at all levels of the sport;
 4. The Applicant competition is unique and provides exceptional promotional benefits to the sport.

In addition, the Federation will consider the following factors in determining whether a mileage exemption should be granted:

- a. Geographic location and time of year with regard to concentration and migration of competitors;
 - b. Experience and expertise of competition management;
 - c. Competitions outside of boundary mileage of Priority Date Holder and Applicant Competition, which may affect density and competitive level of competitors;
 - d. Density and competitive level of competitors in a given geographic area at a given time of year.
4. Mileage Exemption Procedure
 - a. An Applicant must first contact the Priority Date Holder(s) and seek cooperation in running the proposed event.
 1. If the Priority Date Holder(s) agree to the exemption request, then the terms and conditions of any agreement must be fully disclosed to the Federation in writing along with submission of the Mileage Exemption Response. Submission of these materials indicates that the parties agree that the Federation is not responsible for the enforcement or performance of the terms and conditions of the agreement between the competition organizer and those parties expressly waive any claim against the Federation for failure to perform.
 2. If the Priority Date Holder(s) does not agree to the exemption request, then the Applicant shall submit the

Mileage Exemption Request Form to the Federation in accordance with these rules.

- b. Beginning with competitions conducted in the 2017 competition year, the Applicant shall submit the Mileage Exemption Request Form, fully completed, to the Federation no earlier than three hundred sixty (360) calendar days and no later than two hundred forty (240) calendar days before the start date of the proposed competition. The fully completed Mileage Exemption Request Form must be accompanied with the non-refundable application fee of \$500.00. A mileage exemption request is not accepted as submitted unless the Mileage Exemption Request Form is fully completed and the application fee is paid in full.
- c. Within twenty-one (21) days of acceptance of a properly submitted request and application fee, the Federation will notify the Priority Date Holder(s) and provide the submitted Mileage Exemption Request Form. An Applicant is not permitted to advertise or promote the proposed competition until the competition has received final approval. Non-compliance with this requirement will disqualify the applicant and will result in disapproval of the application.
- d. The Priority Date Holder(s) has twenty-one (21) calendar days from the date of the Notification letter and the Mileage Exemption Request Form to submit to the Federation a fully completed Mileage Exemption Response Form. The Priority Date Holder(s) must provide written comments justifying the denial of the mileage exemption request given the considerations in paragraph 3 above.
- e. Within fifteen (15) calendar days of receipt of a completed Mileage Exemption Response Form and the terms and conditions of an agreement, if such agreement was reached between the affected parties, the request will be reviewed by the Federation Internal Review Panel, which shall determine whether it is in the best interest of the sport to either deny or grant the approval and under what terms and conditions such approval shall be given. The Federation Internal Review Panel consists of the Federation Chief Executive Officer or his designee; the Director of Competitions; and a staff member from the relevant breed or discipline chosen by the Sport Director.
- f. Within fifteen (15) calendar days of receipt of a completed Mileage Exemption Response Form from Priority Date Holder(s) objecting to the request, or the expiration of the twenty-one (21) day response period if no completed Mileage Exemption Response Form is submitted, the Federation will notify the applicable Recognized Breed/ Discipline Affiliate and provide all documentation received in the process from any party. The applicable Recognized Breed/Discipline Affiliate has thirty (30) calendar days from notification from the Federation to submit to the Federation Competitions Department, a recommendation to approve or disapprove the exemption request accompanied by a detailed explanation based on the considerations enumerated in paragraph 3 above.
- g. Within fifteen (15) calendar days of receipt of written comments from the Recognized Affiliate, a Federation Internal Review Panel consisting of the Federation Chief Executive Officer or his designee; the Director of Competitions; and a staff member from the relevant breed or discipline chosen by the Sport Director shall convene to review the recommendation of the Affiliate in light of all materials submitted and the considerations enumerated in paragraph 3 above. If this Panel agrees with the Recognized Affiliate's recommendation, then a decision letter will be issued to the affected parties accordingly. If this Panel disagrees with the Recognized Affiliate recommendation, or identifies further consideration that should be given, the Federation President has thirty (30) days to appoint a Mileage Exemption Panel to review the request. If for any reason the President is unable to appoint this Panel, the Vice-President, if available, or the Secretary/Treasurer, if the Vice-President if unable, shall appoint the Panel.
- h. The Federation Mileage Exemption Panel consists of the Federation Chief Executive Officer or his designee; a Senior Active Member with competition management experience; and a Senior Active Member who participated in the determination of the Affiliate. Together this Panel shall consider all materials received from all parties related to the request, the recommendation of the Recognized Affiliate, the comments of the Internal Review Panel, and the considerations in paragraph 3 above. Upon completion of its review, the Federation Mileage Exemption Panel shall determine whether it is in the best interest of the sport to either deny or grant the approval and under

GR3 - COMPETITION LICENSING

what terms and conditions such approval shall be given.

- i. The identity of the Federation Mileage Exemption Panel members must be provided to the Applicant and Priority Date Holder(s). These parties have five (5) days to submit a written objection to any Panel member. Objections must specifically articulate the basis of the objection and how the appointee cannot render a fair and unbiased decision. Objections will be evaluated and a determination will be made whether a replacement is warranted. Failure to timely object is deemed acceptance of the appointed panelists. At no time may the Applicant or the Priority Date Holder(s) contact any Panel member, directly or indirectly, concerning the request. Contacting a Panel member in any way may result in the imposition of penalties and/or an adverse decision of the request.
 - j. The Federation, through the Federation Internal Review and Federation Mileage Exemption Panels, shall have final decision-making authority on all exemption requests and will not delegate this responsibility. The Panel's decision will be provided to the Applicant, Priority Date Holder(s), and the Recognized Affiliate. The Panel's decision is provisional until such time that any dispute process under these rules has been exhausted. An Applicant shall not advertise or promote the proposed competition unless and until the competition has received final approval. Non-compliance with this requirement may result in withdrawal of the application.
 - k. Modifications or amendments to an approved exemption is not permitted. If a modification is necessary, the Applicant must initiate a new request for mileage exemption.
 - l. Mileage Exemptions are granted for one year only. Approval in one year does not guarantee future approval of a mileage exemption request.
 - m. All Licensed Competitions operating under an approved mileage exemption shall have the applicable mileage protection against new competitions. This does not preclude the Federation from granting additional mileage exemption requests for new competitions to be held within any mileage boundary.
5. Special Competitions. After written application to the Federation at least six months prior to an event, a competition may be approved for Special classification upon approval of the Board of Directors. All information pertaining to the request including mileage and any other conflicts, if any, must be provided by the Federation to the applicable Recognized Affiliate; Council; and discipline or breed committee making a recommendation as to approval or disapproval of the request. A non-refundable processing fee must be submitted with the application. A Special Competition is an event, which may not fully meet the requirements for obtaining Federation licensing, however, it has been deemed in the best interest of the breed and/or discipline and/or sport, and the Federation that the event be sanctioned by the Federation. Special Competition classification may include, but is not limited to, the following: Olympic Games or Trials; Pan Am Games or Trials; World Equestrian Games or Trials; World Cup Finals or Qualifiers; FEI CSI 5* events held as a stand-alone event and not in conjunction with any other competition; Nations Cup Finals; Nations Cup CSIO's; Federation National Finals; Federation National Championships; Recognized Affiliate championships; and any other events deemed by the Board of Directors as fitting in this classification.
- Competitions classified as Special Competitions are exempt from the mileage rules for the classes and divisions approved by the Board of Directors. All other Federation rules must be complied with unless the Federation grants an express exemption in the approval. *BOD 6/30/15 Effective 12/1/15*

GR308 Mileage - General

1. Mileage application provisions

- a. To determine a mile radius, the distance shall be measured using mapping software, to measure the distance between the locations where the competitions are being conducted. (i.e. address of the facility where each of the competitions will be held or the longitude and latitude if an exact address does not exist.) (except between Long Island and the mainland). Application of this process will not adversely affect the license rights of competitions already licensed.
- b. In any instance where the shortest road mileage distance between the competition facility locations is greater

than one and one half (1 1/2) times the radial mileage between the competition facility locations, the required mile distances between competitions shall be based upon the shortest road mileage distance rather than radial mileage.

- c. Mileage between competitions with different mileage requirements will be subjected to the lower of the mileage requirements.
- d. Long Island, N.Y. The distances between competitions held on Long Island, NY, and competitions held on the mainland shall be determined by measuring a straight line distance from the point at which Interstate Highway 278 (across the Triborough Bridge) intersects the shore of Long Island, to the location where the Long Island competition is being conducted. (i.e. address of the facility where each of the competitions will be held or the longitude and latitude if an exact address does not exist) and by measuring the mile radius from the bridge to the location where the other competition is being conducted. (i.e. address of the facility where each of the competitions will be held or the longitude and latitude if an exact address does not exist) Application of this process will not adversely affect the license rights of competitions already licensed.
- e. If the mileage between competitions is less than the applicable distance specified by this rule, conflicting dates may be approved by USEF in accordance with GR307, and providing all other requirements for recognition are met.
- f. New competitions offering Level 4 or 5 (A or AA) rated hunter or jumper divisions or sections will not be licensed on dates conflicting with those of any other Licensed Competition within the applicable distance specified by this rule which offers Level 4 or 5 (A or AA) rated hunter or jumper divisions or sections, regardless of class scheduling. In the case of a multi-breed or multi-discipline competition, a question of conflict shall be determined with reference only to those dates, inclusive, during which hunter or jumper divisions or sections are to be held. The mileage restrictions will not prevent two Hunter/Jumper competitions from being approved if the two competitions have different competition managements and the competition with priority gives written permission, to be renewed annually, and the mileage distance between competitions is at least 10 miles.
- g. The foregoing distance rules do not apply to events comprised exclusively of classes recognized by the FEI and the USOC. The National Championships for Dressage, and Dressage Competitions offering USEF High Performance qualifying or selection trials, or observation classes and National classes held in conjunction with a CDI are exempted from the mileage rule. When a CDI is approved on one or more days where another competition has date priority, national classes can only be held on the day of the FEI Jog and on days where at least one CDI class is held or is not held due to no entries. When CDI classes are not held on all approved CDI dates (except due to no entries) the competition might not be granted approval for those dates in subsequent years. Certain competitions held in conjunction with events also holding FEI competitions and/or selection trials for international competitions, at the discretion of the Board of Directors, may be exempted from the mileage rule.
- h. Existing competition is a licensed competition not requiring permission that may or may not be within the mileage indicated of the new license applicant.
- i. Proposals to change mileage rule or rules may be submitted for consideration by the USEF Board of Directors. Any such mileage rule change will have an effective date of December 1 of the following calendar year. In no event will changes to mileage become effective in less than 12 months from the date of the rule change approval. Proposals for mileage rule changes submitted by Affiliates may only be considered after they have been

GR3 - COMPETITION LICENSING

considered at the annual meeting of the appropriate recognized National Affiliate.

2. Mileage Charts. Mileage consideration may be applicable to more than one mileage chart.

a. The below divisions will be conducted under the following mileage:

1. Andalusian/Lusitano: 250 miles;
2. Arabian: 250 miles;
3. Friesian: 250 miles;
4. Hackney: 100 miles;
5. Morgan: 100 miles;
6. National Show Horse: 50 miles;
7. Roadster: 100 miles;
8. Shetland: 100 miles;
9. American Saddlebred: 100 miles;
10. Western Dressage: 100 miles.

Local Regular: Any breed competition restricted to one breed or multi-breed competition including any of the above listed breeds (1-9), regardless of number of classes offered: 50 miles.

b. Mileage Charts USEF Licensed Competitions in USHJA Zones 1 & 2. Hunter and/or Jumper competitions are categorized by Rating and/or Level. Additional criteria required for each Rating and/or Level in the Hunter and

Jumper Mileage Charts can be found on the USEF website at www.usef.org under Competitions.

1. The distances between Licensed Competitions held in USHJA Zones 1 & 2 (ME, NH, VT, MA, CT, RI, NJ, NY, and PA) offering hunter or jumper divisions or sections shall be in accordance with the mileage tables (H1 & J1) shown below effective 12-01-08. Hunter mileage shall be independent of the Jumper mileage and applied separately to each division/section of a competition.

2. Hunter Division/Sections.

Hunter Mileage Chart - H1 USHJA Zones 1&2						
Priority Date Holders	New Competitions w/ Same Rated Sections					
		Premier (AA)	National (A)	Regional I (B)	Regional II (C)	Local
	Premier (AA)	125	125	90	50	40
	National (A)	125	125	90	50	40
	Regional I (B)	90	90	75	50	40
	Regional II (C)	50	50	50	50	40
	Local	40	40	40	40	40

3. Jumper Division/Sections

Jumper Mileage Chart - J1 USHJA Zones 1&2						
Priority Date Holders	New Competitions w/ Same Rated Sections					
		Level 5 & 6	Level 4	Level 3	Level 2	Level 1
	Level 5 & 6	125	125	90	0	0
	Level 4	125	125	90	0	0
	Level 3	90	90	75	0	0
	Level 2	0	0	0	0	0
	Level 1	0	0	0	0	0

4. Jumper Levels are based on the prize money offered see JP104.

c. Mileage Charts USEF Licensed Competitions in USHJA Zones 3 thru 12. Hunter and/or Jumper competitions are categorized by Rating and/or Level. Additional criteria required for each Rating and/or Level in the Hunter and Jumper Mileage Charts can be found on the USEF website at www.usef.org under Competitions.

1. The distances between Licensed Competitions held in USHJA Zones 3 thru 10 and Canada [with the exception of Florida in the first trimester - December through March - see GR308.2d] offering hunter or jumper divisions or sections shall be in accordance with the mileage tables (H2 & J2) shown below effective 12-01-08. Hunter mileage shall be independent of the Jumper mileage and applied separately to each division/section of a competition.

2. Hunter Division/Sections

Hunter Mileage Chart - H2						
USHJA Zones 3 thru 12 and Canada (excluding FL in 1st trimester)						
Priority Date Holders	New Competitions w/ Same Rated Sections					
		Premier (AA)	National (A)	Regional I (B)	Regional II (C)	Local
	Premier (AA)	250	250	100	75	50
	National (A)	250	250	100	75	50
	Regional I (B)	200	200	100	100	75
	Regional II (C)	75	75	100	100	75
	Local	50	50	50	50	50

3. Jumper Division/Sections

Jumper Mileage Chart - J2						
USHJA Zones 3 thru 12 and Canada (excluding FL in 1st trimester)						
Priority Date Holders	New Competitions w/ Same Rated Sections					
		Level 5 & 6	Level 4	Level 3	Level 2	Level 1
	Level 5 & 6	250	250	100	0	0
	Level 4	250	250	100	0	0
	Level 3	200	200	100	0	0
	Level 2	0	0	0	0	0
	Level 1	0	0	0	0	0

4. Jumper Levels are based on the prize money offered: see JP104.

d. Mileage Charts USEF Licensed Hunter/Jumper Competitions held in Florida in the first trimester (December through March). Hunter and/or Jumper competitions are categorized by Rating and/or Level. Additional criteria required for each Rating and/or Level in the Hunter and Jumper Mileage Charts can be found on the USEF website at www.usef.org under Competitions.

1. The distances between Licensed Competitions offering hunter or jumper divisions or sections held in the state of Florida during the first trimester of each competition year shall be in accordance with the mileage tables (H3 & J3) shown below effective 12-01-08. Hunter mileage shall be independent of the Jumper mileage and applied separately to each division of a competition which offer hunter or jumper divisions or sections shall be in accordance with the mileage tables. The remainder of the competition year mileage shall be in accordance with mileage tables H2 and J2. (GR308.2d.2 and .3)

2. Hunter Division/Sections (1st Trimester Florida - December through March)

Hunter Mileage Chart - H3						
(1st Trimester Florida)						
Priority Date Holders	New Competitions w/ Same Rated Sections					
		Premier (AA)	National (A)	Regional I (B)	Regional II (C)	Local
	Premier (AA)	225	200	100	75	50
	National (A)	200	200	100	75	50
	Regional I (B)	200	200	100	100	75
	Regional II (C)	75	75	100	100	75
	Local	50	50	50	50	50

3. Jumper Division/Sections (1st Trimester Florida - December through March)

Jumper Mileage Chart - J3						
(1st Trimester Florida)						
Priority Date Holders	New Competitions w/ Same Rated Sections					
		Level 5 & 6	Level 4	Level 3	Level 2	Level 1
	Level 5 & 6	225	200	100	0	0
	Level 4	200	200	100	0	0
	Level 3	200	200	100	0	0
	Level 2	0	0	0	0	0
	Level 1	0	0	0	0	0

e. Dressage Mileage Charts USEF Licensed Competitions with Open Dressage Divisions/classes.

1. In the case of a Regular or Local Competition holding "open" Dressage Division classes, the question of conflict shall be determined with reference only to those dates, inclusive, during which "open" dressage classes are to be held. See DR127.15 for a map of USDF regions.
2. In the case of Dressage Competitions, or Regular or Local Competitions holding "open" Dressage Division classes, a 75 mile radius will apply to competitions held in contiguous USDF regions for which different distances are specified.
 - a. 50-mile radius for all other Dressage Competitions in USDF Regions 1, 2, 6, & 8 (excluding competitions restricted to one breed)
 - b. 100-mile radius for Dressage Competitions in USDF Regions 3, 4, 5, 7 and 9 (excluding competitions restricted to one breed).
3. Two or more Dressage Competitions may never be held at the same or adjacent locations on the same days.

GR3 - COMPETITION LICENSING

Exception: Dressage Competitions that are limited to Dressage Sport Horse Breeding classes may be held at the same or adjacent location as another Dressage Competition that does not offer Dressage Sport Horse Breeding classes.

- All dressage competitions are categorized by Level. Criteria for each level in the charts below can be found on the USEF website.

Dressage Mileage Chart - Contiguous USDF Regions - D1						
USEF Dressage Competitions or Regular or Local Competitions						
with Open Dressage Classes						
Priority Date Holders	New Competitions					
		Level 5	Level 4	Level 3	Level 2	Level 1
	Level 5	75	75	75	75	75
	Level 4	75	75	75	75	75
	Level 3	75	75	75	75	75
	Level 2	75	75	75	75	75
	Level 1	75	75	75	75	75

Dressage Mileage Chart USDF Regions 1, 2, 6 & 8 - D2						
USEF Dressage Competitions or Regular or Local Competitions						
with Open Dressage Classes						
(excluding competitions restricted to one breed)						
Priority Date Holders	New Competitions					
		Level 5	Level 4	Level 3	Level 2	Level 1
	Level 5	50	50	50	50	50
	Level 4	50	50	50	50	50
	Level 3	50	50	50	50	50
	Level 2	50	50	50	50	50
	Level 1	50	50	50	50	50

Dressage Mileage Chart USDF Regions 3, 4, 5, 7 & 9 - D3						
USEF Dressage Competitions or Regular or Local Competitions with Open Dressage Classes (excluding competitions restricted to one breed)						
Priority Date Holders	New Competitions					
		Level 5	Level 4	Level 3	Level 2	Level 1
	Level 5	100	100	100	100	100
	Level 4	100	100	100	100	100
	Level 3	100	100	100	100	100
	Level 2	100	100	100	100	100
	Level 1	100	100	100	100	100

f. Mileage Chart USEF Licensed Eventing Competitions.

1. Eventing competitions are not subject to the mileage charts

GR309 Dues, Fees and Insurance

1. No competition dates will be assigned to a Licensee which has not paid dues, fees or fines owing to the Federation with respect to any past Licensed Competitions.
2. Any licensee who fails to pay sums owed to the Federation, or who makes payment for fees to the Federation which is not negotiable, will be notified by the Federation of its indebtedness and warned that unless settlement is made within two weeks of the Federation's notice, said licensee will automatically be fined the sum of \$250 to be paid to the Federation; and, further, that said licensee and any horses owned by licensee will automatically be barred from taking any part whatsoever in Licensed Competitions until payment or settlement is made of the total indebtedness to the Federation. Notice of suspension will be published on the Federation's web site.
 - a. If any licensee affected by GR309.2 disputes that the amounts in question are owed or unpaid, said licensee may request to have the matter reviewed by the Hearing Committee, provided his or her written statement specifying the grounds for such review is received at the Federation's office within said two week period accompanied by a fee of \$100, which will be refunded if the dispute is settled in favor of said licensee.
 - b. In the event a licensee makes non-negotiable payment for fees to the Federation on three or more occasions, said licensee is subject to further disciplinary action. In addition, any future payments made to the Federation, must be submitted in the form of a certified check, cashier's check, money order, or valid credit card.
3. The annual dues for each licensed competition are as follows:
 - a. License application fee
 1. \$100 for competitions with 299 or fewer horses in prior year
 2. \$250 for competitions with 300 or more horses in prior year
 - b. Per horse fee

\$1.50 per horse paid on post competition report
4. The annual dues for each Local Competition are \$50.
5. A fee of \$75 will be charged to any competition which applies for a change of location.
6. A fee of \$50 will be charged to any Licensed Competition which applies for a change in its name. This fee is waived when a competition changes its name to include the title of a regional or national championship or when the name

GR3 - COMPETITION LICENSING

reverts back to its original name.

7. A fee of \$75 will be charged to any Licensed Competition which applies for a change of date. The fee may be waived by the CEO.
8. A penalty fee of \$500 will be charged to any competition that states in the prize list that the competition is licensed before the competition has been granted licensing by the Federation.
9. A fee of \$50 will be retained from the minimum competition dues submitted with any competition application that is unable to be approved and its application is subsequently withdrawn.
10. A Licensee may request an account audit from the Federation. The request must be submitted in writing and a fee of \$100 will be charged for each competition audited. An audit is a lengthy investigation into a Licensee's financial dealings with the Federation, encompassing multiple transactions, competitions, and possibly years. The fee must accompany the request. If staff error, fee will be refunded.
11. A Licensee may request an inquiry into the history of a competition date. The request must be submitted in writing and a fee of \$100 will be charged per each request. The fee must accompany the request. If staff error, fee will be refunded.
12. A certificate of insurance for each competition must be received by the Federation office at least fourteen calendar days prior to the competition by mail with proof of delivery or submitted electronically via e-mail, or via fax. Competitions faxing their certificate of insurance to the Federation must retain a copy of the fax confirmation. If the certificate is not received fourteen days prior to the competition, insurance coverage will be acquired through Equisure and the competition invoiced as outlined in GR309.13. Each certificate must name the Federation as additional insured for each day of the competition, including set-up and take-down days, with minimum limits of \$1,000,000 third party general liability insurance and \$50,000 on equipment and property. Competitions failing to provide proof of such coverage (or such coverage to the extent permitted by local law) will automatically be enrolled in the Equisure policy for competitions and will then be invoiced the then prevailing premium for such insurance. Competitions outside the United States must provide evidence of equivalent coverage of such insurance and will not be enrolled in the Equisure group policy. Competitions must notify the Federation in writing of cancellation of their insurance policies by their insurance provider.
13. An automatic fine of \$200 will be imposed on any competition for which evidence of adequate insurance is not received at least two weeks prior to the competition. The fine is in addition to the amount of the invoice for the automatic enrollment in the Equisure policy. A competition disputing that the invoice and/or the fine is properly owing may appeal in writing to the Federation within 30 days of management's receipt of the Federation's notice of billing and/or fine, specifying the grounds for the appeal. The Federation's CEO or his designee, a special committee appointed by the president or the Hearing Committee will consider the appeal and may waive part or all of the billing and/or fine upon a finding of good cause why the evidence of insurance was not timely filed and/or a finding that extreme hardship results from the automatic penalty.
14. Western Division competitions may retain Local Competition status regardless of the amount of prize money offered.

GR310 Cancellation of Competitions (See also GR110)

1. A Licensee may cancel without charge an existing Licensed competition by notifying USEF of the cancellation and returning the License to USEF not less than 10 months prior to next competition date under the License. When a Cancellation is received more than 3 months but less than 10 months prior to the first day of the next competition date under the License 75% of competition dues will be refunded, subject to a minimum processing fee. Written notice of cancellation less than 3 months prior to the first day of the competition will be assessed a penalty fee equal to that of the minimum competition dues, unless the cancellation is due to an Act of God.
2. If a licensed competition is cancelled for two consecutive years for a reason other than an act of God, loss of

facility, or due to extenuating circumstances approved by the CEO, the applicable license will be revoked.

3. Cancellation of 50% or more of “open” dressage classes as listed in the prize list by any Recognized competition for two consecutive years for other than acts of God, including failure to hold classes or sections whether for lack of entries or other reasons, shall constitute relinquishment of prior comparable dates for the third and subsequent consecutive years. In all such instances of cancellation for two consecutive years of 50% or more of dressage classes, approvals for that competition to hold “open” dressage classes for the third and any subsequent year shall not be accorded priority.
4. Competitions declaring cancellation due to an Act of God must provide written documentation, such as newspaper articles or photographs of the extenuating circumstances; absent severe and unusual circumstances, such as hurricane winds, floods, tornadoes, or blizzards, weather conditions shall not be considered Acts of God; whether or not a cancellation is due to an Act of God shall be decided by the CEO or his designee in the first instance subject to review and approval by the Board of Directors upon written demand.
5. Any Licensee that cancels three or more competitions in a competition year shall not have priority for comparable dates for the cancelled competitions for the following competition year; provided, however, that this provision shall not be applicable to a competition cancelled due to an Act of God, loss of a facility or due to extenuating circumstances, based upon a review by the CEO or his designee.

SUBCHAPTER 3-C LICENSED COMPETITION STANDARDS

GR311 Restrictions on Local Competitions

1. The total cash prizes shall not exceed \$500. Except Open Western Division(see ratings chart GR313), 100% sweepstakes and Reining Competitions; not including value of trophies offered.
2. The designation Local Competition must be stated on the cover of the prize list.
3. The Federation and applicable Federation Recognized Affiliate Association non-member/Show Pass fee will not apply.
4. Local Competitions benefit from all the general rules of the Federation and must abide by applicable division rules unless class specifications are printed otherwise in the prize list.

GR312 General

1. For the purpose of equalizing competitions for the National Horse of the Year Awards, divisions and sections of Regular Competitions fall into one of three classifications: “A”, “B” or “C” rated.
2. In the Hunter division, the Increment System will determine points for ribbons won in any rated section. The point value for ribbons won in “A”, “B” or “C” rated hunter sections is determined according to the Increment System utilizing a combination of the base points for each placing at each level of section rating and adding one point for each entry shown in the first performance class. Exception: In addition in the First and Second Year Green Hunter, High Performance Hunter, Performance Working Hunter 3’3” and 3’6”, Green Conformation Hunter and Regular Conformation Hunter, standings for all National Horse of the Year Awards based on money won will be determined by dollars won in the horses respective sections. See GR1131.

GR313 Determining Ratings

1. A division or section rating or classification is determined from the number of classes, amount of cash premiums offered in these classes and the holding of required classes in certain divisions. A competition may not offer the minimum requirements for a rating higher than the rating approved by the Federation. See Ratings Charts.
2. A competition may qualify for several different ratings. Some competitions will earn an “A” or “B” rating in all divisions and sections; others, perhaps due to local conditions and more interest in certain breeds, may find themselves with a combination of ratings. If more than the minimum number of classes are offered prize money should

GR3 - COMPETITION LICENSING

be increased proportionately.

3. The Paso Fino Division is rated “C” regardless of the number of classes or amount of prize money offered. A competition may apply for an “A” rating if offering a minimum of \$2,000 and prior year competition had more than 250 horses. The PFHA National show shall be an “A” rated Federation Licensed Competition as per PF155.1i. Exception: the Paso Fino Division may be offered at Local Competitions.
4. In Stake classes in “A” and “B” divisions or sections competitions must guarantee amount offered as prize money except where the monies offered in other classes are sufficient to meet the Horse of the Year Award minimum requirements. In such cases Stake classes may run as sweepstakes.
5. The Connemara and Half-bred Connemara is “C” rated, regardless of the number of classes or amount of prize money offered. Exception: the Connemara and Half-bred Connemara Division may be offered at local competitions.
6. The following are rated “C” regardless of the number of classes or amount of prize money offered: Small Hunter, Hunter Breeding, Ladies Side Saddle Hunter, Adult Amateur, Children’s Hunter, Pre-Green Hunters and Thoroughbred Hunter.

HUNTER SECTIONS	“A” Required Classes	“A” Min Money	“B” and “C” Required Classes	“B” Min. Money
Amateur Owner 3’6”	4-6*	500	3-4	100
Amateur Owner 3’3”	4-5	500	3-4	100
Green Conformation	4-6*	500	3-4	50
Reg. Conformation	4-6*	500	3-4	50
Green Working	4-6*	500	3-4	100
High Performance Working	3-5	750**	3-4	200
Hunter Pony	4-5*	400	3-4	100
Green Hunter Pony	4-5*	250	3-4	50
Junior Hunter	4-5*	500	3-4	100
Junior Hunter 3’3”	4-5*	500	3-4	100
Performance Hunters 3’3”	3-5	400	3-4	50
Performance Hunters 3’6”	3-5	500	3-4	100

(*See HU158.3 regarding Model Classes).

(**At Premier competitions, minimum prize money for High Performance Working must be \$1500)

7. All classes offered in a licensed Open Western Division shall be conducted in accordance with GR818, unless the competition has applied for and received a rating. (See ratings chart GR313.)
8. Any breed-restricted division, or combination of breed-restricted divisions, may be offered at Local Regular Competitions, in accordance with GR311.
9. IMPORTANT: See Chapter HU. There are special conditions and requirements for determining the ratings of Hunter

sections. Management's attention is directed to these conditions in particular, HU116 and HU164-HU167.

Division or Section	"A" Rating Requirements		"B" Rating Requirements	
	minimum number classes	minimum prize money	minimum number classes	minimum prize money
English Pleasure				
Saddle Seat	2	0	1	0
Hunter Seat	2	0	1	0
Driving	2	0	1	0

Division or Section	"A" Rating Requirements		"B" Rating Requirements	
	minimum number classes	minimum prize money	minimum number classes	minimum prize money
Welsh				
Welsh Pleasure Sections A & B (12.2h & under/junior to ride)	3	\$100	3	\$50
Welsh Pleasure Section B (over 12.2h-14.2h/junior to ride)	3	\$100	3	\$50
Welsh Pleasure Sections C & D (junior and adult to ride)	3	\$100	3	\$50
Adult Welsh Pleasure Sections A & B (14.2h & under/adult to ride)	3	\$100	3	\$50
Half/Part-Bred Welsh Pleasure (junior and adult to ride)				
Welsh Pleasure Driving Sections A & B (junior and adult to drive)	3	\$100	3	\$50
Welsh Hunter Sections A & B (12.2h & under/junior to ride)	3	\$100	3	\$50
Welsh Hunter Section B (over 12.2h-14.2h/junior to ride)	3	\$100	3	\$50
Welsh Hunter Sections C & D (junior and adult to ride)	3	\$100	3	\$50
Adult Welsh Hunter Sections A & B (14.2h & under/adult to ride)	3	\$100	3	\$50
Half/Part-Bred Welsh Hunter (junior and adult to ride)	3	\$100	3	\$50

Division or Section	"A" Rating Requirements		"B" Rating Requirements	
	minimum number classes	minimum prize money	minimum number classes	minimum prize money
Western **				
Reining				
Trail	2	\$100	1	\$50
Pleasure	2	\$100	1	\$50
	2	\$100	1	\$50

Any class or section not meeting the requirements shown in this chart will be rated "C".

*Western Division competitions may retain Local Competition status regardless of the amount of prize money offered.

GR314 Special Conditions

1. The following classes do not count toward the minimum number of classes nor toward the minimum prize money required for any division or section rating; these following classes do not count toward HOTY awards unless included in the specific division award rules:

- a. Breeding;
- b. Classes restricted as to area;
- c. Classes which restrict the number of ribbons won by any rider, handler or driver, e.g., Maiden, Novice, Limit and other such rider restricted classes.
- d. Owners, except in Amateur Owner sections and Paso Fino Division;
- e. Classes that do not count toward a Hunter or Jumper Championship;
- f. Bareback, Grooms, Consolation, Races, Parades, Command, Cutting classes, and except in the Paso Fino Divisions, Costume classes; Exhibitions.
- g. Classes restricted to one breed (except in one breed divisions), type or color;
- h. Classes restricted to horse or rider, i.e., age or sex, unless complementary classes are offered for other entries. Ladies classes will count toward the rating requirement even if complementary classes for Gentlemen are not offered.
- i. Any class in which the judging specifications are not in accordance with the Federation.
- j. Opportunity classes
- k. Academy classes

2. Monies offered to classes restricted to established futurity/maturity programs, local restricted jackpots, sweepstakes, or other breed specific programs offered by a recognized breed affiliate or by the National Reining Horse Association will not be included in tabulation of competition dues or in determining division ratings.

SUBCHAPTER 3-D REVIEW AND RENEWAL OF COMPETITION LICENSES

GR315 Inactive Competitions

1. Any Licensed Competition held the previous year which notifies the Federation by 120 days prior to its competition date that it will not hold a competition that year, may retain Inactive Membership by the additional payment of \$100.
2. An Inactive Competition will be listed as "Inactive" on the USEF website and other USEF competition lists, and will retain its date priority for the following year, provided it meets the applicable date and competition requirements of the

3. If an Inactive Competition cancels the following year, that cancellation will constitute a second cancellation in a row per GR310.2, and the applicable license will be revoked. However, this provision shall not be applicable to a competition cancelled due to an Act of God, loss of a facility, or due to extenuating circumstances approved by the CEO.

GR316 Competition Evaluation

To the extent appropriate, additional information of the Competition Evaluation process and procedures will be contained in the License agreement.

1. Schedule. USEF licensed competitions will be subject to a Competition Evaluation which will enable USEF to determine if renewal of a license and the use of the USEF dates are in the best interest of the sport of equestrian. A Competition Evaluation in accordance with the USEF competition evaluation procedure will be commenced no later than 10 months before the expiration of the license agreement. For licenses with a term of 3 years, a Competition Evaluation will be conducted following the second anniversary of the license. Licenses with a term longer than 3 years are subject at least every third year thereafter to an interim Competition Evaluation for the purpose of identifying possible improvements to the competition.

2. Competition Evaluation Considerations:

- a. Has the Licensee complied with the terms of the License agreement? (License agreement terms must be definable, measurable and enforceable.)
- b. Have reports filed on the conduct of the competition indicated that the competition has been properly conducted? Primary sources of reports would be USEF competition officials, USEF affiliates and exhibitors.
- c. Has the Licensee made application for renewal and met financial obligations in a timely fashion? Financial obligations to USEF which have not been met are grounds for cancellation or nonrenewal of license.
- d. Has the competition, as structured, received adequate competitor support?
- e. Any renewal evaluation will consider entries, dates, classes actually held and prize money paid in determining the renewal level of each competition.
- f. Does it appear, following consultation with affected Affiliates, if any, that continued use of the dates by this competition is in the best interest of the sport of equestrian?
- g. Has the competition been successful in achieving the applicable standards (attendance/sponsorship/media/facilities, etc.) relating to that specific level of competition?
- h. Do Competition Reports received from the licensee reflect a realistic view of issues that should be addressed by the licensee; and, if so, did the licensee adequately address the issues?
- i. Does the conduct on the part of the Licensee reflect favorably on the sport of equestrian and USEF?
- j. Is the Licensee in good standing?
- k. Has this Competition demonstrated to the satisfaction of USEF based upon a factual analysis that use of the dates by this competition is in the best interest of the sport of Equestrian?

3. License Renewal Evaluation Results. Any competition license renewal will be subject to the mileage rule and other rules and conditions in existence at the time of renewal. (See GR306.13 Grandfathered Competitions regarding application of mileage that was in effect on December 1, 2005.) Under certain circumstances, therefore, license renewal may not be available. Subject to the above reservation, when a Licensee is determined to have complied with all the terms and conditions of the USEF License Agreement, to have satisfactorily achieved the required Standards applicable to the Competition, and to have achieved a satisfactory result under the Competition Evaluation process, then said

licensee will be offered an opportunity to continue as a licensee for the same dates and location.

The Competition Evaluation will result in one of the following:

1. Renewal of the license agreement for those competition dates for another License period.
2. Nonrenewal based on an unsatisfactory Competition Evaluation.
3. Renewal with a change in license terms and/or Rating Level.
4. Probation. In lieu of termination, USEF, at its sole discretion, may place the licensed competition on probationary status for one year, during which time the competition must correct the License failures reported by USEF or have the License terminated. USEF will appoint the Steward(s)/TD(s) for a competition on probation; cost of steward(s)/TD(s) shall be paid by the competition.
5. When a nonrenewal determination is made after the unsatisfactory Competition Evaluation at the end of the web posting of the "Open date", USEF may award the dates to another competition.
6. When there is a rule modification that results in date conflicts between existing license holders, USEF may modify the existing license agreements to a common expiration date and conduct a Competition Evaluation of the affected competitions. The competition determined by USEF, based upon objective criteria, to have the best Competition Evaluation will be offered a license and the other license(s) will not be renewed.

GR317 Sale or Transfer of License

The Sale or Transfer of a License is subject to the approval of the Federation, following consultation with the applicable Recognized National or FEI Affiliate. The final decision to approve or deny the sale or transfer of a license is at the sole discretion of the Federation. Approval of a license sale or transfer shall not be unreasonably withheld. Competition licenses may be sold or transferred during the term of the License to another Licensee acceptable to USEF, subject to the following conditions:

1. The Licensee that acquires the License must comply with rules, requirements and Standards which are in effect or established for the Competition Rating and/or Level at the time the acquisition occurs, even if the rule requirements and standards were different or did not exist when the license was initially granted to the original licensee.
2. Both the Seller and the Purchaser of the License must disclose all relevant terms of the transfer of License and must obtain USEF approval before the transaction can be completed. Prior to any such approval or denial by USEF, the Recognized National or FEI Affiliate, if any, shall be consulted in regard to the request for sale or transfer. The Recognized National or FEI Affiliate will be provided, on request, with all terms and conditions relating to the proposed transaction. USEF shall advise the Recognized National or FEI Affiliate of any terms or conditions relevant to the terms of the transfer, and any special conditions or other considerations that USEF feels may be appropriate. Such approval or denial by USEF shall not subject USEF to any liability or obligate it to any third party. Both Seller and Purchaser of the License must agree to indemnify and hold harmless both USEF and the Recognized National or FEI Affiliate from any liability or legal expense arising from approval or denial of the agreement. Failure to completely disclose terms and conditions of a License transfer may result in termination of the License by USEF and any sanctions, penalties or other remedies available to USEF.
3. The Selling Licensee shall remain financially responsible until the following conditions are met.
 - a. USEF issues written approval of the Sale/Transfer
 - b. Payment of the applicable USEF Sale/Transfer fee
 - c. Seller has met all other financial obligations to USEF
4. Only the remaining years in the term of an existing License may be sold or transferred. Purchasing licensee will have the same rights to apply for approval of comparable dates as the Selling licensee.
5. USEF may consider concentration of dates in the control of a single License holder or group of related Licensees

when determining the appropriateness of a sale or transfer of a License.

SUBCHAPTER 3-E DISPUTES AND RESOLUTION

GR 318 License Application Disputes and Resolution

1. Any competition license applicant may dispute the denial of a license application or renewal. In addition, a Mileage Exemption Request applicant and Priority Date Holder(s) may dispute a mileage exemption request decision. The initiation of a license dispute must be made in writing and received by the Federation within ten (10) calendar days of the date on the Federation notice of the approval or denial and must be accompanied by a fee of \$1,000.00. If the petitioner prevails, \$500.00 will be refunded.

2. License disputes will be decided by the Federation Hearing Committee in accordance with the Federation rules and procedures. The Hearing Committee shall only determine if the mileage exemption process was conducted in accordance with the rules. The Hearing Committee shall provide the parties with the opportunity to be heard pursuant to written submissions and shall issue a written decision within thirty (30) calendar days following receipt of the initiation of dispute and response(s) from affected parties. If the Hearing Committee finds a procedural defect, the exemption request will go back through the process beginning at the point where the defect occurred.

3. The Hearing Committee's decision is final and not appealable.

CHAPTER 4 DRUGS AND MEDICATIONS

- GR401 Determining the Equine Drugs and Medications Designation
for Each Breed or Discipline
- GR402 Testing
- GR403 Cooperation
- GR404 Accountability of Trainers and Other Persons Responsible
- GR405 Equine Drugs and Medications Testing in Connection with an
Appeal Measurement
- GR406 Results, Confirmatory Analysis, and Retest
- GR407 Management Procedures
- GR408 Interpretations of the Federation Equine Drugs and
Medications Chapter and its Application to Particular Substances
- GR409 Equine Drugs and Medications, Prohibited
Substance Provisions
- GR410 Equine Drugs and Medications, The Therapeutic
Substance Provisions
- GR411 Conditions For Therapeutic Administrations of
Forbidden Substances
- GR412 Administrative Penalties
- GR413 Human Drug Testing
- GR414 Prohibited Practices

CHAPTER 4 DRUGS AND MEDICATIONS

GR401-408. Equine Drugs and Medications Provisions Applicable to All Breeds and/or Disciplines

GR401 Determining the Equine Drugs and Medications Designation for Each Breed or Discipline

1. The Board of Directors shall designate every Breed, Discipline, and/or Group competing under Federation Rules as either a Prohibited Substance Group or a Therapeutic Substance Group, as outlined herein below.
2. At each Annual Meeting, each Division Committee shall determine by a majority vote and shall indicate to the Chief Administrator of the Equine Drugs and Medications Program its preference for its Breed or Discipline to be designated as (or to be part of) either a Prohibited Substance Group or a Therapeutic Substance Group. In any instance where more than one Division Committee is responsible for a Breed and/or Discipline Group, after each committee has determined its preference by a majority vote, unanimity between and/or among the Division Committees of the Group shall be required to invoke a recommendation to be designated a Prohibited Substance Group. Absent such concurrence, the joint recommendation of the Division Committees of the Group shall be construed as a recommendation in favor of designation as a Therapeutic Substance Group.
3. Each Division Committee shall have responsibility to recommend for its division.
4. At its meeting at the Federation's Annual Meeting, the Equine Drugs and Medications Committee shall take into consideration these recommendations and the written recommendations of the respective Affiliate Associations in this regard, and it shall enact the designation for each Breed, Discipline, and/or Group. The effective dates of these designations shall coincide with the effective dates of the newly published Rule Book.
5. These designations shall be reviewed by each Division Committee at the subsequent Rule Change Convention.
6. Every horse and/or pony competing at Federation competitions and/or events shall be subject to either the Prohibited Substance Provisions (GR409) or the Therapeutic Substance Provisions (GR410-412), depending upon its Breed's, Discipline's, and/or Group's designation, and it shall be required to compete in compliance therewith, whether competing in unrated or rated classes and/or divisions.
7. Any horse and/or pony that competes in more than one Breed, Discipline, and/or Group at a competition, one of which is a Prohibited Substance Group, shall be required to be in compliance with the Prohibited Substance Provisions at all times while competing in any and/or all classes and/or divisions at that competition.

GR402 Testing

1. Horses and/or ponies competing at a Licensed Competition are subject to examination by a licensed veterinarian who must be appointed by the Administrator of the Equine Drugs and Medications Program. Said appointed veterinarian, with the approval of the Administrator, may appoint a technician to perform certain duties under this Rule. The examination may include physical, urine, blood tests and/or any other test or procedure at the discretion of said veterinarian necessary to effectuate the purposes of this rule. Said veterinarian may examine any or all horses and/or ponies in a class or all classes in a competition or any horses and/or ponies entered in any class, whether in competition or not, if on the competition grounds, or any horse and/or pony withdrawn by any exhibitor within 24 hours prior to a class for which it has been entered.
2. Whether a horse and/or pony is in competition or not, refusal to submit the horse and/or pony for examination or to cooperate with the veterinarian or his agents constitutes a violation and subjects the responsible person to penalties under GR406.
3. Trainers who are not able to accompany Federation drug testing personnel and the horse and/or pony to the location where sample collection is to take place, to act as witness to the collection and sealing of blood and urine

GR4 - DRUGS AND MEDICATIONS

- samples, and to sign the drug collection documents in the appropriate places as witness, must appoint an agent to do so. The absence of such a witness shall constitute a waiver of any objection to the identification of the horse and/or pony tested and the manner of collection and sealing of the samples.
4. Upon the collection of a sufficient number of tubes of blood from the horse or pony, the tubes shall be divided into two groups. One group shall be labeled and identified as Blood Sample A and the other as Blood Sample B, and they shall be sealed accordingly. Upon the collection of a sufficient volume of urine from the horse or pony, a portion of the sample shall be poured into a second urine sample container. One container shall be labeled and identified as Urine Sample A and the other as Urine Sample B, and they shall be sealed accordingly. These procedures shall be performed whether or not the trainer or his/her appointed witness is present as provided for in Section 3 above.
 5. In the event reasonable attempts at sample collections from the horse or pony do not provide a sufficient number of tubes of blood or a sufficient volume of urine to be divided, labeled, and identified as Samples A and B, as determined by the testing veterinarian and/or technician, the sample(s) obtained (if obtained) shall be labeled and identified as Sample(s) A only, and it shall be recorded in the records of the Equine Drugs and Medications Program that the corresponding Sample(s) B does (do) not exist, in which event the obtained Sample(s) shall be subject to testing.
 6. A blood sample may be retested under these Rules at any time exclusively at the direction of the Federation. The retesting of a sample may lead to a violation only if the sample was retested within three (3) years from the sample collection date. In order to constitute a violation under these rules, the substance detected in the retested sample must (i) have been forbidden at the time of sample collection; and (ii) not a therapeutic substance, which for purposes of this rule includes only the Controlled Medications on the FEI Prohibited Substances List (available at <http://www.fei.org/fei/cleansport>) in effect on the sample collection date.
 7. In the event that the retested sample proves positive, and the retest was conducted more than one (1) year since the date of collection, no prizes or awards will be required to be returned.

GR403 Cooperation

1. Cooperation with the veterinarian and/or his agent(s) includes:
 - a. Taking the horse and/or pony and the veterinarian and/or his agent(s) immediately to the location selected by said veterinarian and/or agent(s) for testing the horse and/or pony and presenting it for testing.
 - b. Assisting the veterinarian and/or his agent(s) in procuring the sample promptly, including but not limited to removing equipment from the horse and/or pony, leaving it quietly in the stall and avoiding any distractions to it. Schooling, lengthy cooling out, bandaging and other delays of this type shall be construed as noncooperation.
 - c. Polite attitude and actions toward the veterinarian and/or his agent(s).

GR404 Accountability of Trainers and Other Persons Responsible

1. Trainers and other Persons Responsible, in the absence of substantial evidence to the contrary, are responsible and accountable under the penalty provisions of these rules. The trainer and other Persons Responsible are not relieved from such responsibility as a result of the lack or insufficiency of stable security.
2. The Persons Responsible may include the individual who rides, vaults, or drives the horse and/or pony during a competition; the Owner; and/or Support Personnel.
3. Support Personnel is defined to include but is not limited to grooms, handlers, longeurs, and veterinarians may be regarded as additional Persons Responsible if they are present at the competition or have made a relevant decision about the horse and/or pony.
4. A trainer is defined as any adult or adults who has or shares the responsibility for the care, training, custody, condition, or performance of a horse and/or pony. Said person must sign the entry blank of any Licensed Competition

whether said person be a trainer, owner, rider, agent and/or coach. Where a minor exhibitor has no trainer, then a parent, guardian or agent or representative thereof must sign the entry blank and assume responsibility as trainer. The name of the trainer must be designated as such on the entry blank. It is the responsibility of trainers as well as competition management to see that entry blanks contain all of the required information. **The responsibilities of a trainer include, but are not limited to the following:**

- a. for the condition of a horse or pony at a Licensed Competition (whether or not they have signed an entry blank),
 - b. to guard each horse and/or pony at, and sufficiently prior to, a Licensed Competition such as to prevent the administration by anyone of, or its exposure to, any forbidden substance, and
 - c. to know all of the provisions of this Chapter 4 (including any advisories or interpretations published in equestrian) and all other rules and regulations of the Federation and the penalty provisions of said rules. For purposes of this rule, substantial evidence means affirmative evidence of such a clear and definite nature as to establish that said trainer, or any employee or agent of the trainer, was, in fact, not responsible or accountable for the condition of the horse and/or pony. If any trainer is prevented from performing his or her duties, including responsibility for the condition of the horses and/or ponies in his or her care, by illness or other cause, or is absent from any Licensed Competition where horses and/or ponies under his or her care are entered and stabled, he or she must immediately notify the competition secretary and, at the same time, a substitute must be appointed by the trainer and such substitute must place his or her name on the entry blank forthwith. Such substitution does not relieve the regular trainer of his/her responsibility and accountability under this rule; however, the substitute trainer is equally responsible and accountable for the condition of such horses and/or ponies.
5. The trainer and owner acknowledge that the trainer represents the owner regarding horses and/or ponies being trained or managed, entries, scratches for any reason and any act performed on any horse and/or pony under the care and custody of the trainer.
 6. In the case of a horse and/or pony competing under the Therapeutic Substance Provisions, any trainer **and/or Persons Responsible** subject to these rules who actually administers, attempts to administer, instructs, aids, conspires with another to administer or employs anyone who administers or attempts to administer a forbidden substance to a horse and/or pony which might affect the performance of said horse and/or pony at a competition licensed by the Federation without complying with GR411, is subject to the penalties provided in GR406.
 7. Any trainer **and/or Persons Responsible** subject to these rules who administers, attempts to administer, instructs, aids, conspires with another to administer or employs anyone who administers or attempts to administer any substance to a horse and/or pony by injection or by any other route of administration, whether the substance is forbidden or permitted, in the competition ring of a competition licensed by the Federation during a scheduled class, is subject to the penalties provided in GR406. *BOD 6/30/15 Effective 12/1/15.*

GR405 Equine Drugs and Medications Testing in Connection with an Appeal Measurement

1. Each animal submitted for an appeal measurement is subject to the Drugs and Medications Chapter at the time of said measurement and/or concurrent examinations, and said animal must be in compliance therewith.
2. Each animal submitted for an appeal measurement must have drug testing samples collected at the time of said measurement and/or concurrent examinations. No sample is a drug testing sample unless it is collected by and/or under the direct supervision of Federation drug testing personnel, who must be appointed by the Administrator of the Equine Drugs and Medications Program to collect samples from the animal in question in connection with said measurement.
3. Each animal submitted for an appeal measurement must have both a urine sample and a blood sample collected at the time of said measurement and/or concurrent examinations. Both the urine sample and the blood sample must be of sufficient volume for drug testing purposes, as determined by the Administrator of the Equine Drugs and Medications Program. Said sample collections shall be conducted in accordance with procedures which are the sole

GR4 - DRUGS AND MEDICATIONS

prerogative of the Federation drug testing personnel. As deemed necessary by the Federation testing veterinarian, the animal shall be administered furosemide to cause it to produce a urine sample in a timely manner.

4. Every blood sample and/or urine sample collected in connection with an appeal measurement and all portions thereof are the sole property of the Federation. Said samples and all portions thereof must remain in the sole custody of the Federation drug testing personnel at all times during said measurement and/or concurrent examinations, and subsequently they must be submitted to the Federation's laboratory for testing in accordance with the instructions of the Administrator of the Equine Drugs and Medications Program.
5. The entire cost of sample collections and testing conducted in connection with an appeal measurement, including the fees and expenses of Federation drug testing personnel, shipping costs for equipment and samples, laboratory charges, etc., as determined by the Administrator of the Equine Drugs and Medications Program, must be paid in full by the appellant within 30 days of the submission of an invoice, regardless of the outcome of said measurement, and regardless of the laboratory results. A deposit in cash or certified check equal to the costs of sampling and testing, as estimated by the Administrator of the Equine Drugs and Medications Program, may be required prior to the measurement.
6. No appeal measurement is valid absent written affirmation of the CEO or his designee confirming the receipt of negative drug testing results from the Federation's laboratory, indicating that both the urine and blood sample collected from the animal in question in connection with said measurement and/or concurrent examinations were found to contain no forbidden substance, said results having been issued to the Administrator of the Equine Drugs and Medications Program. Any instance involving a finding of forbidden substance shall additionally result in the issuance of a charge of violation of Chapter 4 for adjudication by the Hearing Committee in accordance with the provisions of Chapters 6 and 7.

GR406 Results, Confirmatory Analysis, and Retest

1. Blood and urine samples labeled and identified as Samples A shall be subjected to chemical analysis by the Federation Drug Testing Laboratory or by a laboratory with which the Federation has contracted for its services. Blood and urine samples labeled and identified as Samples B shall be stored securely, unopened, at the Federation Drug Testing Laboratory, to be used in the event of a confirmatory analysis, or in the event of a future analysis.
2. In the event the chemical analysis of Blood or Urine Sample A is negative, i.e., no forbidden substance or any metabolite or analogue thereof is found to be present in the sample, the corresponding Blood or Urine Sample B may be frozen and maintained, at the Federation Equine Drug Testing and Research Laboratory, for possible future chemical analysis.
3. In the event the chemical analysis of Blood or Urine Sample A is positive, i.e., a forbidden substance or any metabolite or analogue thereof is found to be present in the sample, this shall be prima facie evidence that the forbidden substance was administered in some manner to said horse or pony, whether intentionally or unintentionally, or otherwise was caused to be present in the tissues, body fluids or excreta of the horse or pony at the competition, whether intentionally or unintentionally, such that the trainer(s) deemed responsible and accountable for its condition is (are) liable under the provisions of GR404.
4. In the event the chemical analysis of Blood or Urine Sample A is positive, **the Federation shall notify the Trainer, Persons Responsible (if applicable), and the Owner of the Horse of their right to promptly request the analysis of the B sample, or, failing such request, that the B sample analysis is deemed waived. The Trainer, Persons Responsible (if applicable), and the Owner of the Horse are deemed to have waived their right to a B Sample analysis if they do not submit the Confirmatory Analysis Request Form within the 15 business days. Within seven (7) days of receipt of the duly executed Confirmatory Analysis Request Form (B Sample), the Federation shall coordinate such analysis. The Trainer, Persons Responsible (if applicable), and Owner of the Horse may accept the A Sample**

analytical results by waiving the right to a B sample analysis.

5. The confirmatory analysis of the corresponding Blood or Urine Sample B shall be performed by a drug testing laboratory that is approved by the Federation and agreed upon by the person charged who requests the confirmatory analysis, which laboratory must have demonstrated proficiency in performing the necessary confirmatory analysis, provided the corresponding Blood or Urine Sample B exists and is of sufficient volume to permit a confirmatory analysis. In the event the drug testing laboratory that analyzed Sample A is the only laboratory that has demonstrated proficiency in performing the necessary confirmatory analysis, this laboratory shall be the only laboratory to perform the confirmatory analysis of the corresponding Sample B. Upon the completion of the confirmatory analysis, the laboratory performing the confirmatory analysis shall forward its findings and supporting data to all parties.
6. In the event no agreement is reached as to a laboratory as required in section 5 above, and the person charged who requests the confirmatory analysis does not revoke his/her request, the confirmatory analysis of the corresponding Blood or Urine Sample B shall be performed by the Federation Drug Testing Laboratory, or by a laboratory with which the Federation has contracted for its services, and shall forward its findings and supporting data to all parties. Both the results of the analysis of Sample A (and supporting data) and the results of the confirmatory analysis of the corresponding Sample B, if any (and supporting data, if any), shall be admissible as evidence in any hearing or proceeding pertaining to this matter.
7. In the event the corresponding Blood or Urine Sample B does not exist, or is of insufficient volume to permit a confirmatory analysis, and there exists a remaining aliquot of Blood or Urine Sample A which is of sufficient volume to permit a retest, as determined by the Federation, a person charged who requests the retest of Blood or Urine Sample A must make the request in writing to the Federation and it must be received within 7 days of the determination that the corresponding Blood or Urine Sample B does not exist or is of insufficient volume to permit a confirmatory analysis.
8. Any requested re-test of the remaining aliquot of Blood or Urine Sample A, provided it is of sufficient volume to permit a retest, shall be performed by the Federation Drug Testing Laboratory, or by a laboratory with which The Federation has contracted for its services.
9. The retest of the remaining aliquot of Blood or Urine Sample A may be witnessed by a Witnessing Analyst appointed by the person charged who requests such analysis at the same time as the retest is requested. The Witnessing Analyst must be a qualified analytical chemist employed by an equine drug testing laboratory. If no Witnessing Analyst is appointed by the person requesting the retest, or if the Witnessing Analyst is unavailable within a reasonable time, the requested retest of the remaining aliquot of Blood or Urine Sample A shall proceed without the Witnessing Analyst.
10. In the event the Witnessing Analyst appointed by the person requesting the retest of the remaining aliquot of Blood or Urine Sample A is satisfied that the positive result is correct, the Federation must be informed immediately by fax with confirmation by letter.
11. In the event the Witnessing Analyst is not satisfied that the result of the retest of the remaining aliquot of Blood or Urine Sample A is correct, the Federation must be informed immediately by fax followed by a written report setting forth the basis for the Witnessing Analyst's opinion. Copies of the original and subsequent results and supporting analytical data must be submitted to the Federation Hearing Committee as part of the hearing record in the case, for resolution by it of any and all issues regarding the original analysis of Blood or Urine Sample A and the retest of the remaining aliquot of Blood or Urine Sample A.
12. By requesting the confirmatory analysis of the corresponding Blood or Urine Sample B, or the retest of the remaining aliquot of Blood or Urine Sample A, or by requesting that the retest be witnessed by a Witnessing Analyst, the person charged who makes such request(s) agrees to and must pay any and all fees, costs and expenses relating to the confirmatory analysis or the retest, whether it is performed by a mutually agreed upon laboratory, by the Federation Drug Testing Laboratory, or by a laboratory with which The Federation has contracted for its services, upon

GR4 - DRUGS AND MEDICATIONS

the presentation an invoice by the Federation, and any and all fees, costs, and expenses relating to the Witnessing Analyst.

13. After chemical analysis of the B sample, if the laboratory's confirmatory analysis:
 - a. Does not substantially confirm the Federation Equine Drug Testing and Research Laboratory's findings, then any allegations that the substance in question was present at the time that the samples were collected shall be dismissed; or
 - b. Substantially confirms the Federation Equine Drug Testing and Research Laboratory's findings, the finding shall be considered conclusive.
14. In the case of a horse and/or pony competing under the Therapeutic Substance Provisions, if the chemical analysis of the sample taken from such horse and/or pony indicates the presence of a forbidden substance or any metabolite or analogue thereof and all the requirements of GR411 have been fully complied with, the information contained in said Equine Drugs and Medications Report Form and any other relevant evidence will be considered by the Federation in determining whether a rule violation was committed by any person(s) responsible or accountable for the condition of the horse and/or pony under the provisions of this rule.
15. When a positive report is received from the chemist identifying a forbidden substance, or any metabolite or analogue thereof, a hearing will be held in accordance with Chapter 6, except as may otherwise be provided by GR412. No trainer, responsible or accountable for the condition of said horse and/or pony, will be suspended, or a horse and/or pony barred from competition, until after an administrative penalty has been assessed or after the conclusion of a hearing and a written ruling thereon has been made.
16. The owner or owners of a horse and/or pony found to contain a forbidden substance or any metabolite or analogue thereof may be required to forfeit all prize money, sweepstakes, added money and any trophies, ribbons and "points" won at said competition by said horse and/or pony and the same will be redistributed accordingly. The owner must pay a fee of \$300 to said competition. Points accumulated toward Horse of the Year Awards prior to said competition may be nullified and redistributed at the discretion of the Hearing Committee. If, prior to or at a hearing, the Federation as the charging party, determines that one or more persons, not previously charged as a trainer should also be charged as a trainer, then, upon application by the Federation, the Hearing Committee may, in its discretion, continue or adjourn the hearing, in whole or in part, to permit a new or amended charge to be issued (unless the person(s) to be charged waive notice).
17. A trainer of a horse and/or pony found to contain such forbidden substance or any metabolite or analogue thereof is subject to whatever penalty is assessed by the Hearing Committee, except for administrative penalties issued by the Chairman of the Equine Drugs and Medications Committee and accepted, as provided by GR412. Said trainer may be fined and may be suspended from all participation in Licensed Competitions for a period of one year for the first offense, and for a longer period for a second or later offense, said suspension to be served at any time at the discretion of the Hearing Committee.

The horse and/or pony may be suspended for any period of time specified by the Hearing Committee. In determining an appropriate penalty under these rules, the Hearing Committee may take into account such factors and circumstances as it may deem relevant, including but not limited to

 - a. the pharmacology of the forbidden substance,
 - b. the credibility and good faith of the person charged or of other witnesses,
 - c. penalties determined in similar cases, and
 - d. past violations of any Federation rules (or the lack thereof).
 - e. reliance upon the professional ability or advice of a veterinarian who is a licensed graduate of an accredited veterinary school and who is in good standing in the state in which he/she primarily practices.
18. If the Hearing Committee determines that any violation or attempted violation of this Rule was willful and/or intentional, there shall not be any limit to the period of a suspension, and the Hearing Committee may impose other and

significantly greater penalties than it would have in the absence of such a determination.

19. A blood sample may be retested under these Rules at any time exclusively at the direction of the Federation. The retesting of a sample may lead to a violation only if the sample was retested within three (3) years from the sample collection date. In order to constitute a violation under these rules, the substance detected in the retested sample must (i) have been forbidden at the time of sample collection; and (ii) not a therapeutic substance, which for purposes of this rule includes only the Controlled Medications on the FEI Prohibited Substances List (available at <http://www.fei.org/fei/cleansport>) in effect on the sample collection date.
20. In the event that the retested sample proves positive, and the retest was conducted more than one (1) year since the date of collection, no prizes or awards will be required to be returned. *BOD 6/20/16 Effective 7/1/16.*

GR407 Management Procedures

1. To provide funds for research, inspection and enforcement of rules regarding use of medications and drugs, each Licensed Competition, except where prohibited by law, must assess the exhibitors a fee of \$8 for each horse and/or pony entered in the competition, except the fee shall be \$20 for each horse entered in an FEI sanctioned competition or a USEF High Cap Computer List Class. Participants in the following classes are exempted from payment:
 - a. leadline
 - b. exhibitions
 - c. games and races,
 - d. classes for 4-H members,
 - e. Academy classes (Academy classes are classes limited to horses used regularly in a lesson program)
 - f. Opportunity classes
 - g. Classes at Regular or Local Competitions restricted to breeds or disciplines whose rules are not included in the USEF rulebook.
 - h. However, these classes are not exempt from the Drugs and Medications Chapter itself. Within 10 days after a competition, competition management must forward to the Federation a sum representing the above fee times the number of horses and/or ponies entered in the nonexempt classes of the competition plus the number of horses and/or ponies scratched where the fee is not refunded, such sum to be held by the Federation in a separate fund for use to accomplish the purpose set forth above.
2. It is a violation for a Licensee to assess and/or collect a drug enforcement fee in excess of or in addition to that specified and required by GR407.1 of these rules, unless said assessment is approved in writing by the Federation in advance, and then only under the terms and conditions set forth.
3. It is a violation for a Licensee to withhold from the Federation any or all of the drug fees collected in accordance with GR407.1, for any purpose, including to defray the expenses incurred providing stalls, passes, and other items to the Federation drug testing personnel, as required by GR407.4 and .5.
4. Each Licensed Competition shall, at its own cost and expense, set aside and make available to The Federation testing personnel upon request suitable facilities conveniently located for the veterinarian appointed by the Federation and his or her technicians to collect equine blood and urine samples. Suitable facilities means one or more stalls if available, as requested, that are well lit, clean, dry, freshly bedded, and having a door or gate that can be secured.
5. Each Licensed Competition, upon request, must furnish the veterinarian appointed by The Federation and/or the Administrator of the Equine Drugs and Medications Program by mail forthwith, with the requested number of official passes and parking passes for the veterinarians and technicians to have immediate and free access to all areas at said Licensed Competition.
6. Competition management must cooperate with and exhibit polite attitude and actions toward the veterinarian and/or

GR408 Interpretations of the Federation Equine Drugs and Medications Chapter and its Application to Particular Substances

Any questions regarding the interpretation of this Chapter, including the application of this Chapter to particular substances, should be directed to the office of the Federation Equine Drugs and Medications Program, 956 King Avenue, Columbus, Ohio 43212-2655. (800) 633-2472, (614) 299-7707, FAX (614) 299-7706. Trainers and/or owners who seek advice concerning the interpretation and application of this rule should not rely solely upon interpretations or advice by private or competition veterinarians, competition officials, competition personnel, or other persons, but should also obtain verification of any such interpretations or advice from the Federation Equine Drugs and Medications Program office. Any trainer or owner who is uncertain about whether this rule applies in any given situation would be well advised to withdraw the affected horse and/or pony from competition until such time as the Federation Equine Drugs and Medications Program office has been consulted.

GR409 Equine Drugs and Medications, Prohibited Substance Provisions

1. This paragraph applies only to FEI Banned Substances and Methods.

For all Federation Equestre Internationale (FEI) recognized disciplines, Articles 2 (what constitutes a violation), 3 [proof of violations (except 3.1 and 3.2.3)], 4 (banned substances and methods), and 8.2 (principles of fair hearing) of the FEI Equine Anti-Doping rules govern. Those Articles are incorporated by reference as if fully set out herein and can be found at www.fei.org or the Drugs & Medications tab at www.usef.org. For purposes of this rule, the designation of "Person Responsible" in the incorporated provisions of the FEI Equine Anti-Doping rules shall refer to the individual(s) found to be the trainer of the horse as defined by GR404.

2. No horse and/or pony competing in a Breed or Discipline designated as (or part of) a No Prohibited Substance Group is to be shown in any class at a competition licensed by the Federation if it has been administered in any manner or otherwise contained in its tissues, body fluids or excreta a prohibited substance as defined in the FEI Equine Anti-Doping and Controlled Medication Regulations, which can be found at www.fei.org.

3. EXHIBITORS, OWNERS, TRAINERS, AND VETERINARIANS ARE CAUTIONED AGAINST THE USE OF MEDICINAL PREPARATIONS, TONICS, PASTES, AND PRODUCTS OF ANY KIND, THE INGREDIENTS AND QUANTITATIVE ANALYSIS OF WHICH ARE NOT SPECIFICALLY KNOWN, AS MANY OF THEM NO DOUBT CONTAIN ONE OR MORE FORBIDDEN SUBSTANCES.

GR410 Equine Drugs and Medications, The Therapeutic Substance Provisions

1. No horse and/or pony competing in a Breed or Discipline designated as (or part of) a Therapeutic Substance Group is to be shown in any class at a competition licensed by the Federation (see also GR402.1, last sentence) if it has been administered in any manner or otherwise contains in its tissues, body fluids or excreta a forbidden substance except as provided in GR411. Any horse and/or pony that competes in more than one Breed, Discipline, and/or Group at a competition, one of which is a Prohibited Substance Group, shall be required to be in compliance with the Prohibited Substance Provisions at all times while competing in any and/or all classes and/or divisions at that competition. For purposes of this rule, a forbidden substance is:

- a. Any stimulant, depressant, tranquilizer, local anesthetic, psychotropic (mood and/or behavior altering) substance, or drug which might affect the performance of a horse and/or pony (stimulants and/or depressants are defined as substances which stimulate or depress the cardiovascular, respiratory or central nervous systems), or any metabolite and/or analogue of any such substance or drug, except as expressly permitted by this rule.
- b. Any corticosteroid present in the plasma of the horse/pony other than dexamethasone (see GR410.5b).
- c. Any nonsteroidal anti-inflammatory drug in excess of one present in the plasma or urine of the horse/pony

- (GR411 does not apply); exception: salicylic acid.
- d. Any substance (or metabolite and/or analogue thereof) permitted by this rule in excess of the maximum limit or other restrictions prescribed herein.
 - e. Any substance (or metabolite and/or analogue thereof), regardless of how harmless or innocuous it might be, which might interfere with the detection of any of the substances defined in (a), (b), (c) or (e) or quantification of substances permitted by this rule.
 - f. Any anabolic steroid (GR411 below does not apply).
2. EXHIBITORS, OWNERS, TRAINERS, AND VETERINARIANS ARE CAUTIONED AGAINST THE USE OF MEDICINAL PREPARATIONS, TONICS, PASTES, AND PRODUCTS OF ANY KIND, THE INGREDIENTS AND QUANTITATIVE ANALYSIS OF WHICH ARE NOT SPECIFICALLY KNOWN, AS MANY OF THEM MAY CONTAIN A FORBIDDEN SUBSTANCE.
 3. The full use of modern therapeutic measures for the improvement and protection of the health of the horse and/or pony is permitted unless:
 - a. The substance administered is a stimulant, depressant, tranquilizer, local anesthetic, drug or drug metabolite which might affect the performance of a horse and/or pony or might interfere with the detection of forbidden substances or quantification of permitted substances; or
 - b. More than one nonsteroidal anti-inflammatory drugs are present in the plasma or urine of the horse/pony (GR411 does not apply); exception: salicylic acid; or
 - c. The presence of such substance in the blood or urine sample exceeds the maximum limit or other restrictions prescribed herein below.
 4. Restrictions concerning the nonsteroidal anti-inflammatory drugs are as follows:
 - a. The maximum permitted plasma concentration of diclofenac is 0.005 micrograms per milliliter.
 - b. The maximum permitted plasma concentration of phenylbutazone is 15.0 micrograms per milliliter.
 - c. The maximum permitted plasma concentration of flunixin is 1.0 micrograms per milliliter.
 - d. The maximum permitted plasma concentration of ketoprofen is 40.0 nanograms per milliliter.
 - e. The maximum permitted plasma concentration of meclofenamic acid is 2.5 micrograms per milliliter.
 - f. The maximum permitted plasma concentration of naproxen is 40.0 micrograms per milliliter.
 - g. Not more than one of the substances listed in (a) through (g) are permitted to be present in the same plasma or urine sample (GR411 does not apply).
 - h. The maximum permitted plasma concentration of firocoxib is 0.240 micrograms per milliliter.
 - i. Any nonsteroidal anti-inflammatory drug not listed in (a) through (g) above is forbidden to be present in the plasma or urine sample (GR411 does not apply); exception: salicylic acid.
 - j. Any nonsteroidal anti-inflammatory drug that becomes approved for use in horses can be added to the list of those permitted, after the completion, review and approval of the needed research.
 5. Restrictions concerning other therapeutic substances are as follows:
 - a. The maximum permissible plasma concentration of methocarbamol is 0.5 micrograms per milliliter.
 - b. The maximum permitted plasma concentration of dexamethasone is 0.5 nanograms per milliliter.
 6. Thresholds for substances of possible dietary origin are as follows:
 - a. The maximum permissible urine concentration of theobromine is 2.0 micrograms per milliliter.
 7. Additional restrictions concerning particular classes and/or divisions (GR411 does not apply):
 - a. In the breeding/in-hand classes for three-year-olds and under in the Arabian, Half Arabian, and Anglo Arabian Division, any anabolic steroid is forbidden. (See HOW LONG DRUGS REMAIN DETECTABLE in the current Drugs and Medications Rules Pamphlet for guidelines).

GR411 Conditions For Therapeutic Administrations of Forbidden Substances

GR4 - DRUGS AND MEDICATIONS

1. A horse and/or pony exhibiting at a Licensed Competition pursuant to the Therapeutic Substance Provisions that receives any medication which contains a forbidden substance is not eligible for competition unless all of the following requirements have been met and the facts are furnished in writing on a timely-submitted official Equine Drugs and Medications Report Form:
 - a. The medication must be therapeutic and necessary for the diagnosis or treatment of an existing illness or injury. Administration of a forbidden substance for non-therapeutic or optional purposes (such as, by way of example only, shipping, clipping, training, turning out, routine floating or cleaning of teeth, non-diagnostic nerve blocking, uncasting, mane pulling or non-emergency shoeing) is not considered to be therapeutic. Any trainer who is uncertain about whether a particular purpose is considered to be therapeutic would be well advised to consult the Federation Equine Drugs and Medications Program office.
 - b. The horse and/or pony must be withdrawn from competition for a period of not less than 24 hours after the medication is administered.
 - c. The medication must be administered by a licensed veterinarian, or, if a veterinarian is unavailable, only by the trainer pursuant to the advice and direction of a veterinarian.
 - d. Identification of medication—the amount, strength and mode of administration.
 - e. Date and time of administration.
 - f. Identification of horse and/or pony, its name, age, sex, color and entry number.
 - g. Diagnosis and reason for administration.
 - h. Statement signed by person administering medication.
 - i. Equine Drugs and Medications Report Form filed with the Steward/Technical Delegate or Designated Competition Office Representative within one hour after administration or one hour after the Steward/Technical Delegate or Designated Competition Office Representative returns to duty if administration is at a time other than during competition hours.
 - j. The Steward, Technical Delegate, or Designated Competition Office Representative must sign and record the time of receipt on the Equine Drugs and Medications Report Form.
 - k. At selection trials for World Championships, and/or Olympic and/or Pan American Games, the requirement of subsection (b) above, that the horse or pony must be withdrawn from competition for a period of not less than 24 hours after the medication is administered will not apply, provided that:
 1. the competition is conducted pursuant to the written selection procedures as approved by the Federation Board of Directors;
 2. the written selection procedures specifically allow for therapeutic administrations of medications by a USEF-appointed veterinary panel within 24 hours preceding competition, and the written selection procedures are in no case less stringent in this regard than the FEI Veterinary Regulations (Articles 1006.7 and 1006.8) and guidelines pursuant thereto;
 3. all requirements of the written selection procedures regarding therapeutic administrations of medications have been met;
 4. all requirements of this Rule have been met except subsection GR411.1(b); and all persons competing in the competition are eligible and competing for selection.
2. Where all the requirements of GR411 have been fully complied with, the information contained in said Equine Drugs and Medications Report Form and any other relevant evidence will be considered by the Federation in determining whether a rule violation was committed by any person(s) responsible or accountable for the condition of the horse and/or pony under the provisions of this rule.

NOTE: The official Equine Drugs and Medications Report Form is available from the officiating Steward/Technical Delegate and/or Competition Secretary. All required information must be included when filing a report. Failure to satisfy and follow all the requirements of this Rule and to supply all of the information required by such Equine

Drugs and Medications Report Form is a violation of the rules. The Steward/Technical Delegate must report any known violations of this Rule to the Federation for such further action as may be deemed appropriate.

3. Flunixin, in addition to one other substance listed in GR410 (a) through (g), may be found in the same plasma and/or urine sample of a horse under the following conditions and for the treatment of colic or an ophthalmic emergency only: (i) must comply with GR411.1; (ii) the flunixin must have been administered by a veterinarian; (iii) the required medication report form must be signed by the administering veterinarian; and (iv) the horse must be withdrawn from competition for 24 hours following the administration.

GR412 Administrative Penalties

1. The provisions for administrative penalties shall apply to any potential or alleged violation of the Equine Drugs and Medications Rule. The Federation shall hold in abeyance the issuance of charges of rule violation pending further determination by the Chairman of the Equine Drugs and Medications Committee, who shall take into consideration all pertinent information available, including the seriousness of the alleged violation(s), precedents in similar Federation drug cases, and any prior rule violation(s) by the individual(s). At all times while consideration is given as to a determination by the Chairman of the Equine Drugs and Medications Committee, the identity of the horse, rider, trainer, coach, and owner must not be known or disclosed to him.
2. The Chairman of the Equine Drugs and Medications Committee shall, upon consultation with staff, and within 60 days of receipt of laboratory results, make a determination in his or her discretion whether to recommend the issuance of charges by the Federation, whether to recommend a plea agreement, whether to impose administrative penalties, or whether to take no further action in the matter, and shall communicate that decision in writing to the Federation's CEO or his designee.
3. In the event the Chairman of the Equine Drugs and Medications Committee determines to impose administrative penalties in accordance with GR412.2, in lieu of a recommendation to issue charges, he or she shall be authorized to impose any or all of the penalties enumerated in Chapter 7, GR703, setting forth the terms and conditions for compliance. The trainer(s) and owner(s) shall after receiving written notice of the right to a hearing, after their written waiver of same, and written acceptance of an administrative penalty, be subject to any and all administrative penalties imposed by the Chairman of the Equine Drugs and Medications Committee.
4. The Federation shall give written notification to trainer(s) and owner(s) of administrative penalties determined pursuant to GR412.3 above, the terms and conditions of which shall not be subject to negotiation. An administrative penalty must be approved by the Hearing Committee Co-Chairs before it is offered to the Respondent(s). Once accepted by all parties and by the Hearing Committee, an administrative penalty shall have the same force and effect as would a finding of rule violation by the Hearing Committee following a hearing pursuant to Chapters 6 and 7, and will be published on the Federation's web site.
5. Any trainer(s), or owner(s), or both, who have received notice of an administrative penalty under GR412.4 and who have not accepted same in writing shall receive a hearing before the Hearing Committee, in accordance with Chapters 6 and 7. Administrative penalties accepted in accordance with this Rule shall be effective immediately, shall be final, and shall not be subject to further review under any circumstance(s).
6. In the event an administrative penalty is not accepted in writing, the Federation shall issue a written charge or charges pursuant to Chapter 6, and the Hearing Committee shall conduct a hearing pursuant to Chapters 6 and 7 upon said charge(s). In the event of a finding of a violation, the Hearing Committee shall not be limited in choice of penalties to those that might have been imposed in accordance with GR412.2 and .3, nor in any such instance shall the Hearing Committee be limited in any other way in exercising all of its prerogatives as set forth in the Bylaws and Rules.
7. A blood sample may be retested under these Rules at any time exclusively at the direction of the Federation. The retesting of a sample may lead to a violation only if the sample was retested within three (3) years from the sample

GR4 - DRUGS AND MEDICATIONS

collection date. In order to constitute a violation under these rules, the substance detected in the retested sample must (i) have been forbidden at the time of sample collection; and (ii) not a therapeutic substance, which for purposes of this rule includes only the Controlled Medications on the FEI Prohibited Substances List (available at <http://www.fei.org/fei/cleansport>) in effect on the sample collection date.

8. In the event that the retested sample proves positive, and the retest was conducted more than one (1) year since the date of collection, no prizes or awards will be required to be returned.

GR413 Human Drug Testing

1. In accordance with the rules of the FEI and of the World Anti-Doping Agency (WADA), any Federation member shall comply with in-competition, no advance notice (NAN), and other out-of-competition drug testing conducted by the FEI, WADA, US Anti-Doping Agency (USADA) or by a WADA-authorized organization or USADA-authorized organization at any time without advanced notice. Failure to cooperate with such in-competition, NAN or other out-of-competition drug testing shall be a violation of Federation rules.
2. In conjunction with the above-described NAN or other out-of-competition drug testing, the Federation is required to submit the names, current addresses, telephone numbers, training times and training and competition locations for individuals and teams as requested by the FEI, WADA, or USADA to enable FEI, WADA, or USADA to conduct NAN or other out-of-competition drug testing. Notwithstanding the foregoing, compliance with anti-doping regulations rests with the individual subject to testing.
3. A finding of violation of human drug rules by USADA or WADA shall be deemed a violation of Federation rules, and the reciprocity provisions of GR615.2 shall be applied.

GR 414 Prohibited Practices

1. No injectable substances may be administered to any horse or pony within 12 hours prior to competing, with the following three exceptions subject to paragraph 2 below:
 - a. Therapeutic fluids, which amount must consist of a minimum of 1L of polyionic fluids per 100lb of body weight; and which must be used in accordance with the manufacturer's recommendations and guidelines. The fluids must not be supplemented with concentrated electrolytes, such as magnesium.
 - b. Antibiotics. Procaine penicillin G is prohibited under this exception.
 - c. Dexamethasone. This is permitted only for the treatment of acute urticaria –(hives). The dose must not exceed 0.5 mg per 100 lb (5.0 mg for 1000 lb horse) if administered more than 6 hours and less than 12 hours prior to entering the competition ring, and must not exceed 1.0 mg per 100 lb (10.0 mg for 1000lb horse) within any 24 hour period.
2. The above exceptions are permitted only when (i) the substance is administered by a licensed veterinarian and no less than 6 hours prior to competing; and (ii) the "Trainer" as defined under General Rule 404 properly files, or causes to be properly filed, an Equine Drugs and Medications Report Form with the Steward/Technical Delegate or competition office representative within one hour after the administration of the substance or one hour after the Steward/Technical Delegate or competition office representative returns to duty if the administration occurs at a time outside competition hours. The Steward/Technical Delegate or competition office representative shall sign and record the time of receipt on the Equine Drugs and Medications Report Form.
3. No horse may be injected with any substance, forbidden or permitted, into an intra-synovial space (joint, tendon sheath, or bursa) within the 4 days preceding competition. No horse less than two years of age may be treated with intrasynovial injections within the 30 days preceding competition.
4. Shockwave Therapy may only be administered by or on the order of a licensed veterinarian. If sedation is required for Shockwave Therapy, only sedation performed by a licensed veterinarian and administered at the same time as the Shockwave Therapy will be considered therapeutic and GR411 will apply. No sedation associated with

Shockwave Therapy will be considered therapeutic if administered within 24 hours prior to competition. No horse may be treated with Shockwave Therapy within the 3 days preceding competition with the following exception:

- a. Shockwave Therapy may be administered by a licensed veterinarian within the 3 day prohibited period, but no closer than 12 hours prior to competing, and is limited to application to the back and dorsal pelvis areas. No Shockwave Therapy is permitted within the 12 hours prior to competing. This exception is permitted only when the "Trainer" as defined under GR404 properly files, or causes to be properly filed, an Equine Drugs and Medications Report Form with the Steward/Technical Delegate or competition office representative within one hour after the administration of Shockwave Therapy or one hour after the Steward/Technical Delegate or competition office representative returns to duty if the administration occurs at a time outside competition hours. The Steward/Technical Delegate or competition office representative shall sign and record the time of receipt on the Equine Drugs and Medications Report Form.

5. No kinesiotape or self-adhesive patches may be used on any horse while mounted at any time during competition. Kinesiotape and self-adhesive patches are permitted exclusively while the horse is unmounted in the stabling area. Nasal strips are permitted unless prohibited by specific division rules. *BOD 1/16/16 Effective 4/1/16*

CHAPTER 5 MEASUREMENT OF ENTRIES

SUBCHAPTER 5-A CONDITIONS

GR501 Other Measurement Rules

GR502 General

GR503 Required Measurements and Re-measurements

SUBCHAPTER 5-B PROCEDURES

GR504 Membership Requirements

GR505 Completing the Measurement Form

SUBCHAPTER 5-C MEASURING

GR506 Measurement Devices

GR507 Measurement Surface

GR508 Position of Animal

GR509 Method of Measurement

GR510 Method of Measuring Toe and Heel

GR511 Exceptions for Breed Measurements

SUBCHAPTER 5-D QUESTIONING AND PROTESTING

GR512 Height

GR513 Toe Length

GR514 Results of Questioning or Protesting

SUBCHAPTER 5-E MEASUREMENT APPEAL

GR515 Conditions

GR516 Procedures

SUBCHAPTER 5-F OFFICIAL MEASUREMENT

GR517 Conditions

GR518 Procedures

CHAPTER 5 MEASUREMENT OF ENTRIES

SUBCHAPTER 5-A CONDITIONS

GR501 Other Measurement Rules

The *rules* in Chapter 5 do not apply to measurement of entries in Hunter, Jumper and Welsh Pony Divisions: refer to rules HU168-179. For all other measurements, see GR502-517. For Combined Driving, see DC930 Appendix A. For Dressage, see DR135.

GR502 General

1. Management shall not permit an animal to be shown in a performance class at a Federation Member competition in any division or section that requires a measurement card unless; a) the owner is in possession of a measurement card issued by the Federation or Equine Canada bearing the date of 1982 or later; or b) he possesses a copy of a valid measurement form; or c) or management confirms measurement electronically with the Federation Office; or d) For Shetlands the owner is in possession of a measurement card issued by ASPC. At Regular Competitions, management may not give out an exhibitor's number for an animal showing in a division or section that requires a measurement card before the above requirements have been complied with. (See GR1302.2b)
2. A Show Committee may require the measurement of all animals in any division in which height is a qualifying factor.
3. Animals in competition in any division or section that requires a measurement card are subject to measurement by a licensed veterinarian and Registered steward appointed by Federation. The Federation CEO or his designee may require the measurement of any animal competing at a Federation Licensed Competition in any division in which height is a qualifying factor.
4. Measurements must take place at a Licensed Competition in which the animal is entered to compete. The Federation Approved Measuring Stick must be used. The animal must be measured by an officiating steward and any one of the following officials officiating in the competition: a veterinarian, a judge or another steward. Heel and toe measurements, where applicable, must be done by an officiating steward.
5. The officials appointed to measure animals at a competition are responsible for their true measurement and must check the measurement devices for accuracy. The names of the measuring officials will be printed on the measurement card and they and other measuring officials will be subject to penalty under the provisions of Chapters 6 and 7 if it is determined that a measurement is incorrect.
6. Measurements are solely for the internal use of the Federation, its Licensed Competitions and its licensed officials in connection with competing for prizes, and do not constitute any representation or warranty regarding measurement information; accordingly, the Federation, its Licensed Competitions and its licensed officials make no representation and shall have no liability whatsoever for measurement errors.
7. Once a foal year has been submitted to the Federation office, the original date cannot be changed without a copy of the animal's breed registration papers or a signed statement from a veterinarian certifying the animal's age.
8. Prior to presenting the pony for measurement it is the responsibility of the owner, and in his interest, to ensure that the pony is handled properly, accustomed to the application of a measuring stick, and correctly prepared for measurement.

GR503 Required Measurements and Re-measurements

1. An animal must be measured each competition year until it reaches the age of six. Animals five years and under will be issued a card designating the year measured. Animals six years and older will be issued a measurement card which does not have to be renewed. Those animals which are measured (and for which a valid measurement form is received by the Federation office) in the month of December immediately preceding the calendar year in which they turn six years of age will be issued a measurement card that does not have to be renewed. With the exception

GR5 - MEASUREMENT OF ENTRIES

- of animals under six years old, once an animal is issued a measurement card, a new card will not be issued unless the measurement is questioned or protested, an appeal is made or after an official measurement is performed.
2. All animals that have been assigned a card prior to March 1, 1982 must be re-measured. If the owner, either member or non-member, is in possession of a measurement card issued prior to the aforementioned date, there will be no fee for re-measurement.
 3. In the event an animal has been officially measured after December 1, 1982 and the owner does not have the measurement card or valid measurement form in his immediate possession, the animal must be re-measured for the purposes of competing in that particular competition only. Measurement forms are sent to the Federation office, but not given to the owner. If an owner fails to present a valid measurement card at a competition, the owner must have the animal re-measured at said competition. If an owner fails to present measurement card at more than one (1) competition he will be fined for each subsequent re-measurement necessary.
 4. If the shoeing status of an animal changes from that which is indicated on its measurement card (due to an injury causing corrective shoeing or the sale of animal, etc.) a new card reflecting the new shoeing status may be issued provided the animal is re-measured in accordance with GR504 and the original measurement card is surrendered to the Federation office.
 5. All Hackney Roadster and Roadster Ponies must be re-measured and issued new measurement cards prior to competing in licensed competitions for the year 2004 and beyond.
 6. Exception: GR503 does not apply to the Dressage Division. For Dressage and Dressage Sport Horse Breeding, see DR135.

SUBCHAPTER 5-B PROCEDURES

GR504 Membership Requirements

Before any animal is measured the person presenting the animal must have in his possession the owner's membership number, a signed statement signifying that membership has been applied for, or proof of Equine Canada membership.

GR505 Completing the Measurement Form

1. The measurement form must be filled out completely in duplicate and the number of the stick must be on the form. Measurement cards will not be issued if the form is not completely filled out and legible. Exhibitors are cautioned to make sure their measurement forms are filled out accurately and completely.
2. The form must include:
 - a. The name and date of the competition, the height of the animal, height of heel (except for Dressage and Dressage Sport Horse Breeding), name, color and markings, sex, year foaled which must be verified at time of measurement and designate whether the animal is shod or unshod. (American Saddlebred measurements must be entered on left measurement box of form)
 - b. The name and address of owner and Federation membership number must be given.
 - c. The form must be signed by the person furnishing the above information immediately before the animal is measured and then signed by the competition officials appointed to measure.
 - d. The person providing the information that appears on the measurement form must be 18 years or older and is responsible for the accuracy of such information and care should be taken that all is in order before signing. When this individual signs the form he/she is certifying that all information is complete and correct. If a measurement form is signed by a person under the age of 18 and submitted to the Federation office, the measurement will be invalid.
 - e. No changes can be made to such information once the form is signed. Any alterations, scratch outs, or rewrites to any part of the height, height of fore heels, or thickness of shoe/pad must be clearly indicated and initialed by

the measuring officials. Care should be taken that all information is in order before signing.

3. The white copy of the measurement form is given to the owner or trainer, the blue copy is returned to the Federation office and the pink copy should be retained by the steward.
4. The owner will retain the white copy which, when properly signed by the two measuring officials, is valid for 45 days from the time the animal is measured, regardless of age. Exception: Hackney, Roadster, and American Saddlebred ponies: the white copy which owners retain will remain valid for the remainder of the current competition year.

SUBCHAPTER 5-C MEASURING

GR506 Measurement Devices

Only the Federation Approved Measuring Stick may be used. The Federation Approved Measuring Stick is a straight, stiff, unbendable stick that is equipped with a plumb bob or spirit level to make sure that the stick is perpendicular to the ground and that the crosspiece or arm is parallel with the ground surface, and must be shod with metal. All Federation approved measuring sticks will be numbered, carry the Federation logo and the legend Federation Approved. A Federation Approved Measuring Stick with a metric scale must be used for Dressage, Dressage Sport Horse Breeding, and Driving measurements. See DR135 for specific requirements regarding Measurement Devices at Dressage Competitions.

GR507 Measurement Surface

1. The measurement surface must be level and under no circumstances should animals be measured on dirt or gravel. A concrete slab or other paved surface is most desirable but, when not available, a sheet of heavy plywood can be used. Exception: plywood may not be used for Dressage or Dressage Sport Horse Breeding measurements.
2. If a suitable surface is not available at a competition, animals without a measurement card issued after December 1, 1982 or a valid measurement form must be measured to compete in that competition, but no measurement form shall be given to the owner. See GR1210.2 and GR1210.3.

GR508 Position of Animal

1. The animal must stand squarely on all four feet in such a position that the front legs are vertical to the ground and the back of the hocks are in a vertical line with the point of the animal's quarters. The head must be held low enough to reveal the highest point of the withers and no lower. The animal must be free of all appliances. Handlers must not interfere with the animal in any way that will prevent it from standing in this position; blinkers may be allowed.
2. For the Hackney Division: The animal should be standing with his front legs perpendicular to the ground. Ideally his head should be lower than his withers. This easily locates the highest part of the withers where the measurement should take place. Handlers must not interfere with the animal in any way that will prevent it from standing in the correct position; blinkers may be allowed.

GR509 Method of Measurement

With the animal in the aforementioned position, measure the vertical distance from the highest point of the withers to the ground. The cross-piece, arm or bar of the measuring device must be placed over the highest point of the withers and no measurement taken at any other part of the animal's body will count. Additional pressure must not be applied to the cross-piece, arm or bar.

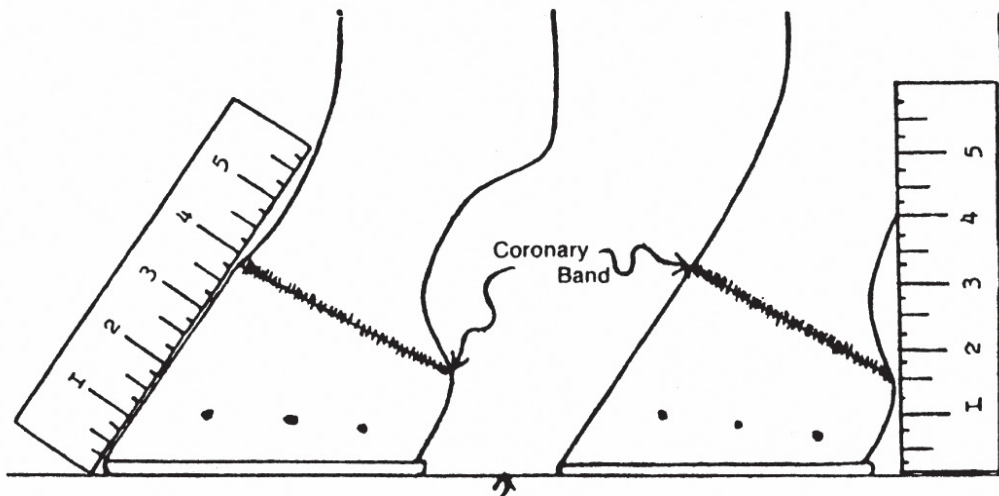
GR510 Method of Measuring Toe and Heel

Using a six (6) inch metal ruler, the length of the toe is determined by measuring the front of the hoof, in the center, from the skin line on the lower side of the coronary band to the ground. The skin line on the lower side of the coronary

GR5 - MEASUREMENT OF ENTRIES

band is to be defined by palpation. The thumb should be used to press on the horny hoof wall proceeding from the ground toward the hairline. The first compressible soft tissue palpated is the lower side of the coronary band. The hairline does not necessarily coincide with the lower side of the coronary band. The height of heel is determined by measuring from the skin line on the lower side of the coronary band to the ground, with the ruler perpendicular to the ground (See illustration).

METHOD OF MEASURING TOE AND HEEL



Smooth Flat Surface

GR511 Exceptions for Breed Measurements

1. American Saddlebred-

- Ponies five years of age and under are eligible to compete in classes restricted to American Saddlebred-type ponies. Ponies must be presented annually for measurement unshod (note: for purposes of protection a 1/4" pad or plate may be nailed to the foot and then deducted from the official measurement).
- In order to obtain a permanent USEF measurement card American Saddlebred-type ponies, six years of age and over must be presented for measurement unshod (note: for purposes of protection a 1/4" pad or plate may be nailed to the foot and then deducted from the official measurement).
- If an American Saddlebred-type pony (regardless of age) measures up to 1 inch over 14.2 hands the pony will be issued a measurement card reflecting its height and permitted to compete in American Saddlebred-type pony classes restricted to ponies 14.2 hands and under.

2. Shetland- The animal may be presented with or without shoes regardless of how shown.

SUBCHAPTER 5-D QUESTIONING AND PROTESTING

GR512 Height

- An owner or trainer may protest the height of only one animal competing in a class in which he is also competing. (See GR603) **For Dressage protests, see DR135.9a.** If a protest is filed the animal's heel must be measured by the officiating steward immediately upon exiting the arena so that no change can be made by re-shoeing or the animal must be accompanied by an official until the measurement procedure is completed. The heel measurement will be taken from the skin line to the ground (see GR510), recorded by the competition Steward and signed by the exhibitor. The animal must be measured for height within one hour of the conclusion of the session, at an officially designated measurement location for that competition. If it is determined that the animal's shoeing has been changed between the time of the measurement of the heel and the official measurement of the animal, the protest

will be upheld and the owner will forfeit entry fees and winnings for the entire competition and the animal is barred from competing for the balance of the competition year. All points accumulated for Horse of the Year Awards are nullified. *BOD 1/16/16 Effective 4/1/16*

2. Animals Five Years of Age or Under

- a. If it is determined that an animal five years of age or under is being shown with the same heel measurement as indicated on its measurement card or valid measurement form, or a lower heel measurement than as indicated on the measurement card or valid measurement form, said animal may continue to show at the height indicated and its height cannot be protested.
- b. If it is determined that the animal is being shown with a greater heel measurement than as indicated on its measurement card or valid measurement form, the animal must be measured in accordance with GR512.1

GR513 Toe Length

1. An owner or trainer may protest the length of toe of any animal competing in a class in which he is competing.
2. If the length of toe of any animal is protested, the Show Committee must have the official veterinarian and a judge or steward officiating in the competition measure the toe immediately so that no change can be made by reshoeing.
3. If the limit for length of toe is exceeded, the animal must be disqualified for the balance of the competition and the owner of the animal forfeits entry fees and winnings for the entire competition.

GR514 Results of Questioning or Protesting

1. The measurement card or valid measurement form of any animal that is required to transfer into another division or section must be surrendered to the competition steward who must forward it to the Federation office with his report.
2. The name of any animal barred from showing due to its height exceeding the limit for the animal's section by more than one half inch (1/2") is listed in equestrian.

The decision of competition measuring(s) officials is final for the competition where the protesting occurred. An appeal may be filed with the Federation to cover future and prior competitions.

SUBCHAPTER 5-E MEASUREMENT APPEAL

GR515 Conditions

An owner or trainer of an animal declared ineligible for a division or section on account of height may appeal a measurement. The animal is barred from competing in the particular height division or section for which he was declared ineligible until the measurement is performed.

GR516 Procedures

1. The appeal must be made to the Federation office in writing within seven (7) days of the measurement and must be accompanied by the required deposit.
2. All expenses including veterinary fees must be paid by the appellant who must make a deposit with the Federation as an advance on anticipated costs prior to the measurement.
3. The Federation will select a location and time for the appeal measurement as convenient as possible. The owner or trainer must deliver the animal to the location at his own expense within 45 days of filing the appeal.
4. The measurement must be performed by at least two persons appointed by the Federation which shall include one veterinarian who is a member of the American Association of Equine Practitioners and one Registered steward or Technical Delegate, as permitted by division rules. The officials whose measurement is being appealed cannot be part of the team conducting the measurement appeal.
5. Any animal submitted for an appeal measurement must show no evidence of lameness. If found to be lame by the examining veterinarian, the animal cannot be measured or remeasured for thirty (30) days and the appellant

GR5 - MEASUREMENT OF ENTRIES

forfeits his deposit and any veterinary expenses incurred. Each animal submitted for an appeal measurement must be tested for drugs and medications in accordance with General Rules, Chapter 4, GR405. *BOD 1/16/16 Effective 4/1/16*

6. If the appeal is not upheld or the appellant fails to submit the animal within 45 days, the animal is barred from showing for the balance of the competition year. The deposit is forfeited and all points accumulated for Horse of the Year Awards are nullified.
7. The measurement made under the terms of an Appeal is final.

SUBCHAPTER 5-F OFFICIAL MEASUREMENT

GR517 Conditions

An owner or trainer may request an official measurement for an animal six (6) years or over provided: a) the animal has never been shown in a Licensed Competition; or b) has never been declared ineligible for a division on account of height; or c) was declared ineligible for a division on account of height prior to December 1, 1982; or d) has had a bona fide transfer of ownership; e) except for those applied for prior to December 1, 1987.

GR518 Procedures

1. The request for an official measurement must be made to the Federation in writing and accompanied by a deposit which is not refundable.
2. All expenses including veterinary fees must be paid by the person requesting the measurement who shall make a deposit with the Federation, as an advance on anticipated costs, prior to the measurement. Both the owner and trainer are required to sign a waiver and consent on a form prepared by and acceptable to the Federation agreeing to the arrangements for the official measurement, agreeing to the administration of Lasix to the animal to aid in the collection of a urine sample for laboratory tests for Federation forbidden substances. (Exception: Hackney, Roadster, and American Saddlebred.)
3. The Federation will select a location and time for the official measurement as convenient as possible. The owner or trainer must deliver the animal to the location at his own expense.
4. The measurement must be performed by at least two persons appointed by the Federation which shall include a veterinarian who is a member of the American Association of Equine Practitioners and one Registered steward. The officials whose measurement is being appealed cannot be part of the team conducting the measurement appeal.
5. Any animal submitted for an official measurement must show no evidence of lameness.
6. An official measurement is final.

CHAPTER 6 PROTESTS, CHARGES, ATHLETE GRIEVANCES, HEARINGS, ADMINISTRATIVE PENALTIES AND PLEA AGREEMENTS

GR601 General

Subchapter 6-A FILING AND CONTENTS OF PROTESTS, CHARGES AND ATHLETE GRIEVANCES

GR602 Contents, etc

GR603 Protests

GR604 Charges

GR605 Grievances

Subchapter 6-B PRE-HEARING PROCEDURES

GR606 Notice

GR607 Continuances & Emergency Postponements

GR608 Evidence

GR609 Temporary Suspension

Subchapter 6-C HEARINGS

GR610 Proceedings Before a Show Committee

GR611 Proceedings Before Hearing Committee

Subchapter 6-D POST HEARING PROCEDURES

GR612 Review of Decisions

GR613 Rehearing

GR614 Notification

GR615 Reciprocity

Subchapter 6-E ADMINISTRATIVE PENALTIES AND PLEA AGREEMENTS

GR616 Administrative Penalties

GR617 Plea Agreements

CHAPTER 6 PROTESTS, CHARGES, ATHLETE GRIEVANCES, HEARINGS, ADMINISTRATIVE PENALTIES AND PLEA AGREEMENTS

GR601 General

1. Fair notice and an opportunity for a hearing shall be accorded to any amateur athlete, coach, trainer, manager, administrator, or official before the Federation may declare such individual ineligible to participate in any amateur athletic competition. Exception: When a determination of violation has been made by WADA or USADA and the Federation is required to implement and enforce any FEI penalties imposed by WADA or USADA, further Federation proceedings are not required. (See GR615.2) Any hearing conducted hereunder shall be conducted in accordance with the provisions of Chapter 6.
2. Neither the Federation nor any member of the Federation may deny or threaten to deny any member athlete, coach, trainer, manager, administrator or other official the opportunity to compete in the Olympic or Pan American Games, World Championship competitions or such other "protected competition" as defined in the USOC BYLAWS; nor may the Federation, or any member of the Federation, subsequent to such competition, censure or otherwise penalize any such athlete who participates in any such competition.
3. Any individual identified in Section 1 above who alleges that he or she has been denied by the Federation or a member of the Federation a right established by Section 2 of this Rule shall immediately inform the president of the Federation and the USOC's AAC representative for equestrian who shall cause an investigation to be made and steps to be taken to settle the controversy. Notwithstanding any efforts taken by the Federation to settle the controversy informally or through the Federation's grievance procedures set forth in Bylaws 701-704 and GR605 of Chapter 6, the individual may refer the matter to the USOC for action, as appropriate, under Section 9 of the USOC Bylaws, which can be found at the USOC web site: www.teamusa.org, under the section entitled "Legal".
4. The construction and application of Federation rules are governed by the laws of the State of New York. It shall be the duty of the Federation Hearing Committee to hear protests and charges in connection with alleged violations of the rules, to hear appeals from the Licensed Officials Committee's non-renewal or revocation of a licensed official's license, and to hear athlete and other grievances pursuant to GR602.8 and GR605.
5. For the rules and procedures which govern hearings of grievances by athletes and others, see Bylaws 701-704, and Chapter 6, GR601-602 and GR605-615.

Subchapter 6-A FILING AND CONTENTS OF PROTESTS, CHARGES AND ATHLETE GRIEVANCES

GR602 Contents, etc

1. A protest, charge or grievance must state the full name and address (if known) of the accused, must list each Rule number alleged to have been violated and must contain a complete statement of the acts which constitute the alleged violation. The maker of the protest, charge or grievance must be prepared to substantiate the protest, charge or grievance by his or her own personal testimony at a hearing or by the testimony of at least one other witness with personal knowledge who is subject to cross-examination, and by additional evidence including but not limited to sworn statements, other witnesses. The Hearing Committee, at the request of a party or on its own motion may excuse the requirement of personal testimony in the hearing of a protest, charge or grievance as it deems appropriate, if the parties to the protest, charge or grievance stipulate to the relevant facts (with the exception of any charge, protest, or grievance which may possibly affect the opportunity of any individual identified in GR601 to participate in or attempt to qualify for selection to participate in "protected competition.") unless the respondent advises the Hearing Committee at least ten (10) days prior to the hearing that he or she will be present, in person or by representative, and that he or she wants the requirement of the maker's personal testimony not to

be excused. In that case, the Hearing Committee may not excuse the requirement of personal testimony by either the maker as eyewitness or one (1) other eyewitness. The notice of hearing of any such charge or protest shall advise the respondent of this provision.

2. A protest or charge against a Licensed Competition must be referred to the Federation by the steward, technical delegate, Show Committee, competition manager or competition secretary.
3. Protests or charges that a steward or technical delegate has failed to attend the competition, perform his duties, or has otherwise violated the Rules; or that a judge has failed to conduct a class in accordance with the specifications or has otherwise violated the Rules are made in accordance with GR603-605. Such protests or charges must be referred to the Federation. In the event the accused is found guilty, he or she may be subject to any of the penalties under GR703 and notification of any penalty imposed will be published on the Federation's web site.
4. The Federation may investigate any protest, charge or alleged violation, may intervene in any protest, charge or grievance and present evidence at a hearing concerning any protest, charge or alleged violation at its discretion. The Federation may also attempt to arrange a plea agreement or dismissal of a protest or charge in lieu of a hearing by reviewing all evidence and/or conducting interviews with the maker(s) and the respondent(s) to the protest or charge (see GR617).
5. The Chair(s) of the Hearing Committee, or if unavailable the Vice Chair(s), may designate one or more members of the Hearing Committee or any other individual to investigate any protest, charge or alleged violation, to conduct any necessary fact finding, to hear evidence, to review memoranda submitted by interested parties, and to make proposed factual findings to the Hearing Committee, provided, however, that this provision shall not apply to any matters heard pursuant to Chapter 6, Subchapter 6-C, GR611.2(i) or (ii).
6. Non-protestable Decisions.
 - a. The soundness of a horse, when determined by an official veterinarian of the competition or by a judge, is not protestable.
 - b. A judge's decision, representing his/her individual preference or opinion, is not protestable unless it is alleged to be in violation of Federation rules.
 - c. A protest questioning the height of a horse or the length of a horse's foot may only be made to the Show Committee. See GR512-514 and HU177.
7. Withdrawal of a Protest or Charge. If, prior to a hearing being held, the maker of a protest or charge wishes to withdraw it, he or she must make written application to the Hearing Committee, setting forth the reasons for the request. Following review of said application, the Hearing Committee will determine whether to allow the protest or charge to be withdrawn or whether to schedule the matter for hearing at a later date.
8. Any member of the Federation may file a protest or charge or grievance with the Hearing Committee pertaining to any matter within the cognizance of the Federation and alleging a violation of any provision of the Federation's Bylaws or Rules, the Amateur Sports Act of 1978, or the USOC's Constitution or By-Laws.

GR603 Protests

1. Any rider, driver, handler, vaulter, longeur, exhibitor, owner, agent, trainer or the parent of a junior exhibitor, or any Life, Senior, or Junior member present at the competition may file a protest with the Show Committee of a Licensed Competition or The Federation Hearing Committee alleging violation of any Federation rule(s). The protest must contain all information as specified in GR602.1 and must be:
 - a. in writing,
 - b. signed by the protester,
 - c. addressed to the Show Committee of the competition at which the alleged violation occurred, or to the Hearing Committee,
 - d. accompanied by a deposit of \$200 if made by a Federation member or the parent of a junior exhibitor member

GR6 - PROTEST AND CHARGES

or \$300 if made by a non-member (if check, payable to the competition or to the Federation); said deposit will be refunded in the event the protest is upheld, and

- e. received by the steward, technical delegate, a member of the Show Committee, the competition manager or the competition secretary within 48 hours of the alleged violation. If made directly to the Hearing Committee, the protest must be received at the Federation office by the tenth business day following the last recognized day of the competition, or by the tenth business day following the date on which the alleged violation occurred if it occurred other than at a Licensed Competition.

GR604 Charges

1. Any official of a USEF Licensed Competition, any Steward or Technical Delegate assigned to a USEF licensed competition, any National Officer of the Federation or the CEO of the Federation or his designee may file a charge with the Show Committee or the USEF Hearing Committee alleging a violation of any Federation rule(s).
2. A charge must be:
 - a. in writing,
 - b. signed by the person making the charge,
 - c. addressed to the secretary of the competition at which the alleged violation occurred, or to the Hearing Committee and
 - d. if made to a Show Committee it must be received by the steward, technical delegate or a member of the Show Committee within 48 hours of the alleged violation. If made to the Hearing Committee it must be received by the Federation within a reasonable time.

GR605 Grievances

1. A grievance may be filed by any amateur athlete, or other eligible athlete, coach, trainer, manager, administrator or official regarding his/her opportunity to participate in, or to attempt to qualify for selection to participate in any equestrian event of the Pan American Games, Paralympic Games, the Olympic Games, World Championship competitions or any other protected competitions as that term is defined in Section 1.3 (w) of the USOC Bylaws, including any domestic amateur athletic competition or event organized and conducted as part of the selection procedure directly qualifying each successful competitor therein as an athlete representing the U.S. in such equestrian international competitions. Any grievance must be made in writing over the signatures of the person or persons presenting the same, and must state the full name(s) and address(es) of the athlete, coach, trainer, manager, administrator, official, the Federation, another organization which is an Affiliate Member of the Federation, a committee of the Federation or a committee of an Affiliate Member of the Federation against whom the grievance is made, and must include with specificity a complete statement of the acts which constitute such grievance, including the requested relief sought. The maker(s) must be prepared to substantiate the grievance at a hearing by a preponderance of the evidence by personal testimony of a witness or witnesses with personal knowledge subject to cross-examination and by sworn statements, other witnesses and by other competent evidence. The requirement of personal testimony may be excused by the Hearing Committee if the parties to the protest, charge or grievance stipulate to the relevant facts. The accused shall have the right to be assisted in the presentation of his/her case at the hearing, including the assistance of legal counsel, if desired; the right to call witnesses and present oral and written evidence and argument; the right to confront and cross-examine adverse witnesses; and the right to have a record made of the hearing if desired.
2. The grievance should be addressed to the Hearing Committee and should be transmitted to the attention of the Federation CEO or his designee at the Federation office by hand delivery or by certified mail or by facsimile as soon as practicable following the events which are the subject of the grievance.

As soon as practicable after the receipt of such grievance, the CEO or his designee shall promptly communicate

- informally with the parties and the president of the Federation and the USOC's AAC representative for equestrian, or, in the event there is a conflict of interest, the AAC alternate representative and they shall make every effort to resolve the grievance to their and the parties' mutual satisfaction, and if unsuccessful, the CEO or his designee shall, without prejudice to the right of the complainant to pursue remedies available pursuant to the Amateur Sports Act of 1978 and the USOC Constitution, arrange for a prompt hearing of the grievance by the Hearing Committee.
3. Any person, committee, association or organization, including the Federation or any affiliate, member or member organization, against whom a grievance has been filed pursuant to either GR602 or GR605 of the Rules is entitled to a hearing. Such hearing shall be after advance written notice of the specific charges or alleged violations, and of the time, place and opportunity to participate in person and/or by counsel or other representative given to the person(s) presenting the grievance, the accused and all other possibly affected parties. Notices of hearing must be accompanied by a copy of the written grievance and shall set forth the possible consequences if the charges are found to be true.
 4. The Hearing Committee shall review the record of any grievance hearing and promptly issue its written findings and determination based on the evidence in record in accordance with Chapter 6, which shall be final and binding upon the parties, except where otherwise provided in the Bylaws of the USOC.
 5. The hearing shall take place no earlier than 20 days after receipt of notice by the person charged and not later than 60 days from such receipt so as to ensure that the person charged has sufficient time to prepare a defense.
 6. The pre- and post-hearing procedures set forth in Subchapter 6-B and Subchapter 6-D and the hearing procedures set forth in Subchapter 6-C, GR611, shall apply with the exception that hearings pursuant to GR602, GR605.1 and GR611.2 may not be heard by a Hearing Officer and that temporary suspensions pursuant to GR609 may not be imposed prior to a hearing by the Hearing Committee.

Subchapter 6-B PRE-HEARING PROCEDURES

GR606 Notice

1. Any person, group of persons or competition against whom a protest or charge is filed are entitled to a hearing. Such hearing shall be after at least twenty (20) days' written notice to the accused except that a Show Committee may hold a hearing during or within 48 hours of a competition after 24 hours' written notice to the accused unless this notice requirement is waived in writing by the accused. Notice of hearing must contain a brief statement of the facts constituting the alleged violation, the Federation rules allegedly violated and must specify the time and place at which the hearing is to be held.
2. Initial written notice of a protest or charge must be sent to the accused within sixty (60) days from the date the protest or charge is received in the Federation office or from the date a charge is issued by the CEO, his designee or National Officer of the Federation. This initial notice may either specify a time and place at which the hearing is to be held or state that the hearing will be held at a date to be determined. If the initial notice does not specify a date and place, a subsequent notice of hearing specifying the date and place of the hearing will be sent at least twenty (20) days prior to the hearing date.
3. Any notice sent to the last known address on file with the Federation shall be deemed sufficient notice.

GR607 Continuances & Emergency Postponements

1. A respondent, protester or charging party may request a continuance of a scheduled hearing. A motion for continuance must be made in writing prior to the hearing and received by the Federation at the address designated in the Notice of Hearing as soon as the need for a continuance is known, but in any event at least 21 days prior to the time set for the hearing. A first continuance motion must be accompanied by a \$750 fee which will be refunded if the continuance is not granted. Any second or subsequent application for continuance will only be considered upon receipt of a written continuance motion and \$1500 fee which will be refunded if the continuance is not granted.

GR6 - PROTEST AND CHARGES

Motions for continuance will only be granted at the discretion of the Hearing Committee upon good cause shown. Prior engagements of counsel may or may not be considered good cause. A second request or repeated requests by defense counsel for continuances due to counsel's unavailability on a scheduled hearing date or dates may in the discretion of the committee's co-chairs be grounds for the denial of a continuance request. In that event, the respondent must promptly arrange to proceed with or without substitute counsel. (Note: When the Federation, as charging party or its representative(s) requests a continuance, there will be no fee.)

2. An emergency postponement of a scheduled hearing will be granted to a respondent, protester or charging party in case of severe illness, natural catastrophe or other emergency circumstances that would prevent the individual's attendance at the hearing. Such a motion must be in writing, setting forth the reasons and providing proof, if available, and must be received by the Federation at the address designated in the Notice of Hearing as soon as the need for continuance is known. A first motion for an emergency postponement must be accompanied by a fee of \$250 and any second or subsequent motion for an emergency postponement must be accompanied by a fee of \$1,000. These fees may be waived or refunded at the discretion of the Hearing Committee
3. Motions for a continuance or emergency postponement received prior to a scheduled hearing will be ruled upon by the Co-Chairs, or at least a quorum, of the Hearing Committee.

GR608 Evidence

1. Accused persons may attend their hearing at their option, with or without counsel, and may bring witnesses, submit sworn statements or other evidence on their behalf.
2. The proponent of a protest, charge or grievance has the burden of proof by a preponderance of the evidence.
3. Upon the written request of an accused or accuser or of a representative of the Federation when it is a party to the proceeding, there shall be furnished to the requesting party reasonably in advance of the hearing copies of any evidence proposed to be introduced into evidence at the hearing, the names of witnesses and the substance of their testimony and the notice of hearing shall so advise. When the Federation is not a party to the matter, such exchange must take place between the parties to the matter.
4. The parties are required to copy one another on all documents and evidence sent to the Federation.
5. In connection with charges brought by a steward, TD or competition official when they are not themselves eyewitnesses to the matters addressed in the charge, they may participate at the hearing by teleconference call unless the Hearing Committee determines otherwise in its discretion.

GR609 Temporary Suspension

In connection with any protest, charge, or any other matter which may properly fall within the jurisdiction of the Hearing Committee, and upon a finding that considerations involving the health, safety or welfare of Federation members and/or their horses, or the best interests of horse showing generally, warrant prompt action pending consideration of the matter by the Hearing Committee, the CEO or his designee may, by giving written notice of such action, temporarily suspend any person from participating in any manner in the affairs of the Federation or participating in or attending all Licensed Competitions until the Hearing Committee can hear the protest, charge or other matter and take such further temporary or other disciplinary action as it deems appropriate under these Rules, including temporarily suspending any person from participating in any manner in the affairs of the Federation or participating in or attending all Licensed Competitions, until the Hearing Committee can hear or determine the protest, charge or other matter, provided, however, that in instances involving GR605 and GR611.2(i) or (ii) where the USOC Bylaws apply, a hearing by the Hearing Committee shall be held on notice before any suspension is imposed.

Subchapter 6-C HEARINGS

GR610 Proceedings Before a Show Committee

1. Receipt of Protest (GR603) or Charge (GR604):
 - a. The Show Committee shall receive the protest or charge within 48 hours of the alleged violation;
 - b. Protests shall comply with the requirements of GR 603;
 - c. Charges shall comply with the requirements of GR 604;
 - d. Unless the protest or charge involves a time sensitive issue that must be resolved at the competition the protest or charge must be forwarded to the USEF Hearing Committee;
 - e. If the Show Committee holds a hearing, it shall give the accused and person bringing the protest or charge 24 hours written notice of the hearing pursuant to GR 606 unless the accused waives the 24 hour requirement in writing;
 - f. The hearing must be held prior to the end of the competition.
2. Procedure:
 - a. The pre-hearing procedures of Subchapter 6-B, GR 602, 603, 604 and 606 shall apply;
 - b. Before the hearing, based on the content of the protest or charge as required by GR 602.1, the Show Committee shall obtain all relevant evidence and information from the documents (such as entry blanks) and witnesses (such as Competition Officials) under its control.
 - c. The proponent of the protest or charge has the burden of proof by a preponderance of the evidence.
 - d. If the accused attends the hearing, the accused may bring counsel, witnesses, and submit sworn statements and other evidence on the accused's behalf.
 - e. The show Committee shall then decide the issues impartially.
3. Determination:
 - a. If a protest is sustained, the deposit shall be returned to the protester; if not sustained, the deposit shall be forfeited to the competition.
 - b. A Show Committee may disqualify a person and/or his or her entries at that competition after holding a hearing and finding proof of the protest or charge by a preponderance of the evidence.
 - c. If a Show Committee cannot reach a decision in regard to a protest or charge, it shall be referred to the Hearing Committee. If it is a protest, it shall be accompanied by the protest deposit. If the protest is sustained by the Hearing Committee, the deposit shall be returned to the protester; if it is not sustained by the Hearing Committee, the deposit will accrue to the Federation.
 - d. At the close of the hearing the Show Committee shall report its findings of fact and conclusions setting out whether a rule(s) violation occurred, the specific rule(s) involved and any penalty imposed.
 - e. The Show Committee shall make a written report of its findings and conclusions within 24 hours of the close of the hearing.
 - f. A party to a protest or charge desiring to appeal a decision of the Show Committee to the Hearing Committee shall file an appeal in writing with the Hearing Committee at the Federation's office within thirty (30) days of the initial decision. The Hearing Committee will not review findings of fact; but will determine whether the rules were properly interpreted and applied.

GR611 Proceedings Before Hearing Committee

1. The Hearing Committee will hear grievances as provided in Bylaws 701-704, and will hear protests and charges in connection with alleged violations of Federation rules, in accordance with the powers and duties referred to below.
2. The Hearing Committee shall provide fair notice and an opportunity to expeditiously hear grievances regarding the opportunity of any amateur athlete, rider, driver, handler, vaulter, longeur, owner, lessee, agent or trainer, riding

GR6 - PROTEST AND CHARGES

coach or driving coach, coach, trainer, manager, administrator or official to participate in, or to attempt to qualify for selection to participate in, the Pan American Games, Paralympic Games, the Olympic Games, World Championship competitions or any other "protected competitions" as that term is defined in Section 1.3 (w) of the USOC Bylaws whether such grievances be against a competition, athlete, coach, trainer, manager, administrator or official of The Federation, another organization which is an affiliate member of The Federation, a committee of The Federation, or a committee of an affiliate association or a committee of The Federation. In (i) hearing grievances and (ii) hearing any protest or charge within the jurisdiction of the Hearing Committee arising out of a "protected competition," affecting the opportunity or ability of any amateur athlete, rider, driver, handler, vaulter, longeur, owner, lessee, agent or trainer, riding coach or driving coach, coach, trainer, manager, administrator or official to compete or participate, five members of the Hearing Committee shall be appointed by the co-chairs of the Hearing Committee, after consultation with the President, to constitute the hearing panel, of whom at least two shall be Athlete members of the Committee, who are not competing in the discipline which is involved in the dispute. The Hearing Committee shall promptly issue its findings in accordance with the Federation's Bylaws and Chapter 6, which findings shall be final, except where otherwise provided in the Constitution and Bylaws of the USOC.

3. The functions of any member of the Hearing Committee or any other presiding person participating in any decision shall be conducted in an impartial manner, subject to the published Rules of the Federation and within its powers. The Hearing Committee and other persons presiding on pre-hearing motions and at hearings shall give all parties a fair hearing and act as authorized by Federation rules. All members of a hearing panel must be present during the entire hearing to hear and consider all the evidence, as well as to deliberate and decide the outcome of the matter, except as may be otherwise agreed by all parties to the proceedings.
4. Any member of the Hearing Committee or any presiding or participating person may at any time disqualify himself or herself. Upon request of a party or in matters heard pursuant to GR611.2(i) or (ii) the identity of the persons who will preside and participate at a hearing shall be disclosed reasonably in advance of the hearing. On the submission in good faith, of a timely and sufficient affidavit of personal bias or other grounds for disqualification of a presiding or participating person, the presiding person, persons or Hearing Committee will consider and decide the matters raised as a part of the record and decision in the case.
5. The Hearing Committee or any person or persons presiding at any pre-hearing proceedings, the reception of evidence and any review or appeal of a decision shall prepare a written record of the proceedings which shall include the evidence considered in the proceeding, each finding of fact based on the evidence, the conclusions and decisions regarding alleged rule violations and a statement of penalties, if any, imposed and of other relief granted or denied. This written record constitutes the official record and decision of the Hearing Committee, or any presiding person or persons, and all decisions, including initial recommended and final decisions are a part of the official record. In order to expedite the issuance of a written ruling or rulings the written record may be issued in abbreviated form in the discretion of the presiding person(s), but in such event the presiding person(s) shall retain the option of replacing the abbreviated ruling with a complete written record at any time, and shall do so if requested in writing by a party to the matter or by the Federation Board of Directors. The written record shall be issued within 10 business days of the hearing of a grievance or other matter heard pursuant to GR611.2(i) or (ii) and may be issued in abbreviated form.
6. Opening and closing statements may be made by the parties to the protest, charge or grievance or their representative, but the Hearing Committee reserves the right to limit the length of such statements.
7. The Federation will not require a verbatim stenographic transcript of the hearing to be made, but parties to the hearing may arrange for one through the Federation in advance of the hearing and one will be ordered for them and the Federation at the expense of the party or parties requesting the transcript. If a transcript is ordered, it becomes part of the official record of the proceeding, cannot be canceled after the hearing is held, and must be paid for by the requesting party or parties. If the Federation itself requests and arranges for the transcript, copies will be provided

to the respondent(s) by the Federation only upon payment by the respondent(s) to the Federation of one-half (1/2) the cost to the Federation of the transcript. If another party requests the transcript, a copy will be provided to Federation upon payment by Federation of one-half (1/2) the cost to the party of the transcript.

8. Upon the consent of the parties to a protest, charge or grievance, the co-Chairs of the Hearing Committee may direct that the matter be summarily heard and decided on an expedited basis upon such notice acceptable to the parties as time and circumstances allow for justice to be done. Even absent the consent of the parties, the co-Chairs of the Hearing Committee may in their discretion direct that a hearing of any grievance heard pursuant to either GR602.8 or GR605 of the Rules shall be expedited whenever in their opinion by majority vote it is necessary to expedite the matter in order to resolve it and produce a sufficiently early decision to do justice to the affected parties. Upon the request of an athlete or other party that it is necessary to expedite such hearing in order to resolve a matter relating to a competition which is so scheduled that compliance with regular procedures would not be likely to produce a sufficiently early decision to do justice to the affected parties, the hearing shall be so expedited to be concluded prior to the competition. The hearing may be conducted at the site of athletic competition or by telephone conference if necessary. The notice of hearing may be oral, or in writing, and shall in every instance contain the following: the party filing the charge, protest or grievance; any other party involved; identification of the person or persons subject to the charge, protest or grievance; the Federation bylaw or rule allegedly violated or about to be violated; a concise statement of facts surrounding the alleged violation; and the action that the party filing the charge, protest or grievance wants taken. The decision of the hearing panel may be rendered orally, shall be final and may be made effective immediately, but shall be reduced to writing at the earliest possible time, shall include findings of fact and conclusions based upon such findings, and shall be promptly provided to all of the parties involved.
9. Whether or not the same are specifically provided for elsewhere in the Rules, in all hearings conducted pursuant to GR611.2(i) or (ii), above, the parties shall be accorded:
 - a. Notice of the specific charges or alleged violations in writing, and possible consequences if the charges are found to be true;
 - b. Reasonable time between receipt of the notice of charges and the hearing within which to prepare a defense;
 - c. The right to have the hearing conducted at such a time so as to make it practicable for the person charged to attend;
 - d. A hearing before a disinterested and impartial body of fact finders wherein the proponent of the charge must substantiate the charge by a preponderance of the evidence;
 - e. The right to be assisted in the presentation of one's case at the hearing, including the assistance of legal counsel, if desired;
 - f. The right to call witnesses and present oral and written evidence and argument; The right to confront and cross-examine adverse witnesses, including the right to be provided the identity of witnesses in advance of the hearing;
 - g. The right to have a record made of the hearing if desired;
 - h. A written decision, with reasons therefor, based solely on the evidence of record, handed down in a timely fashion;
 - i. Written notice of appeal or review pursuant to GR612 procedures, where applicable, if the decision is adverse to the person charged, and prompt and fair adjudication of the appeal or review.

Subchapter 6-D POST HEARING PROCEDURES

GR612 Review of Decisions

1. By the Hearing Committee
 - a. A respondent, protester or charging party who wishes to request a review of the Hearing Committee's original decision must make such request in writing, setting forth the reasons why a review is sought. Said request must be accompanied by a fee of \$500, which fee is not refundable except in the discretion of the Hearing Committee. Said request and fee must be received within 30 days from the issuance of the ruling being reviewed.
2. Appeal of decisions made by other than the Hearing Committee
 - a. When the presiding person, persons or Show Committee other than the Hearing Committee makes an initial decision, that decision then becomes the decision of the Federation without further proceedings, unless there is a written appeal to the Hearing Committee for review by a party to the proceeding or by the Federation, which must be received within thirty (30) days from the issuance of the ruling being reviewed. On appeal from the initial decision, the Hearing Committee will not review findings of fact; but will determine whether the rules were properly interpreted and applied.

GR613 Rehearing

Upon the discovery of new facts not discoverable by due diligence prior to a hearing, a party may request a hearing before the Hearing Committee. Such request must be in writing and must contain a statement of the new facts upon which it is based and must be accompanied by a fee of \$250, which fee is not refundable except in the discretion of the Hearing Committee. Said request and fee must be received by the Federation within 30 days from the issuance of the ruling which is being contested. Rehearings will not be granted as a matter of right but are at the discretion of the Hearing Committee.

GR614 Notification

1. When a decision has been reached regarding a charge or protest heard by the Hearing Committee the Federation shall send out the findings within 60 days of the decision, including references to GR704, as applicable. Where findings cannot be issued within 60 days of the decision, the Federation shall send written notification to all concerned parties that the findings are not yet available and when the findings are expected to be released.
2. The Federation will publish on the Federation's web site a notice of every penalty assessed against any person, horse or Licensed Competition and the period of any suspension. Any Licensed Competition which allows a suspended or expelled person or horse to participate is itself liable to penalty, including suspension or expulsion.
3. The Federation may report disciplinary action taken by the Federation to another association if in its opinion reporting is advisable for the protection of mutual interests.

GR615 Reciprocity

1. On receipt of notice that disciplinary action has been taken by an administrative agency, arbitration or other tribunal body, humane society or court of law, whether civil, criminal, arbitral or administrative, against a person, a National Officer of the Federation or the CEO of the Federation or his designee may make a charge against the person under the provisions of Chapter 6 and following a hearing, the Hearing Committee may impose any penalty provided for in Chapter 7.
2. On receipt of notice that USADA or WADA has taken disciplinary action and has applied penalties in accordance with FEI General Regulations against a person subject to Federation rules, with notice to the affected parties but without further proceedings, the Federation shall impose any sanction resulting from the adjudication process in accordance with USADA or WADA protocols, as applicable.
3. Upon receipt of notice that a court of law has entered a judgment or final order against a person, corporation,

partnership or other entity for monies owing to a Federation Senior Active or Life Member related to equestrian activities (e.g. training fees, coaching fees, stabling fees, horse board, horse transport, veterinary fees) and in connection with Licensed Competition, which order or judgment is final and not subject to further appeal, a National Officer or the CEO of the Federation or his designee may make a charge against such person or entity under the provisions of Chapter 6, and following a hearing, the Hearing Committee may suspend such person or entity pursuant to Chapter 7, GR703.1.b and .c and/or Chapter 7, GR707.1b but any such suspension shall not extend beyond the time that such judgment or order is satisfied of record in said court of law and may be for shorter period of time in the discretion of the Hearing Committee.

4. On receipt of notice that the Federation Equestrian Internationale (FEI) has imposed penalties in accordance with FEI General Regulations against a person subject to Federation rules, with notice to the affected parties but without further proceedings, the Federation shall recognize and enforce the sanction.
5. Following a hearing, The Federation's Hearing Committee may deny or suspend the privilege to participate in or go upon the grounds of Licensed Competitions, and/or deny, expel or suspend the privileges or membership in the Federation to any person, whether or not a member of the Federation, whom an indictment, information or charge has asserted, or whom any civil, criminal or administrative court or arbitration or other tribunal has found, to have committed or participated in any plan or conspiracy to commit any act of cruelty or abuse to a horse, whether or not any such alleged or actual act, plan, or conspiracy occurred on the grounds of a Licensed Competition, or was in conjunction with, or was an element of some other offense, actual or alleged. For purposes of this subsection, cruelty and abuse shall include, but shall not be limited to, any of the acts enumerated in GR839.4, and, in addition, killing, crippling, abandoning, mistreating, neglecting, or any other form of abuse of a horse.

Subchapter 6-E ADMINISTRATIVE PENALTIES AND PLEA AGREEMENTS

GR616 Administrative Penalties

1. Administrative Penalties for violations of Chapter 4 (Drugs and Medications) will be handled pursuant to Chapter 4, GR412. For violations of any other rules, the procedures outlined below will be utilized.
2. In the event of an apparent rule violation, other than one involving Chapter 4, which is brought to the attention of the Federation and where no protest or charge has been filed, the Federation may hold in abeyance the issuance of charges of rule violation pending further determination by the Federation CEO or his designee.
3. After investigating the situation, the CEO or his designee shall make a determination in his or her discretion whether to issue charges of rule violation, impose administrative penalties, issue a warning or take no further action in the matter.
4. In the event the CEO or his designee determines to impose administrative penalties in lieu of the issuance of charges of rule violation, he or she shall be authorized to impose any or all of the penalties enumerated in Chapter 7, GR703 and/or Chapter 7, GR707, setting forth the terms and conditions for compliance. The parties offered the administrative penalty shall, after written notice, be subject to any and all administrative penalties imposed by the CEO or his designee, unless a timely written request for a hearing is made pursuant to the provisions of GR616.6.
5. The Federation shall give written notification to the accused of administrative penalties determined pursuant to GR616.4, the terms and conditions of which shall not be subject to negotiation. An administrative penalty must be approved by the Hearing Committee Co-Chairs before it is offered to the Respondent(s). Once accepted by all parties and by the Hearing Committee, an administrative penalty shall have the same force and effect as would a finding of rule violation by the Hearing Committee following a hearing and will be published on the Federation's web site. In the event that the Hearing Committee does not approve an accepted administrative penalty, written notification of same will be sent to the accused and shall constitute a timely written request for a hearing pursuant to GR616.6.

GR6 - PROTEST AND CHARGES

6. Any accused person who receives notice of an administrative penalty under GR616.5 may request a hearing before the Hearing Committee. A written request for a hearing must be actually received in the Federation office within 30 days of the date of receipt by the accused of the notice of administrative penalty(ies), after which time the right to a hearing shall be deemed to have been permanently waived. Once accepted by the accused and approved by the Hearing Committee, administrative penalties shall be effective immediately, shall be final, and shall not be subject to further review under any circumstance(s).
7. In the event a timely written request for a hearing is received in accordance with GR616.6, the Federation shall issue written charges pursuant to GR602 and GR604 and the Hearing Committee shall conduct a hearing upon said charge(s). In the event of a finding of a violation, the Hearing Committee shall not be limited in choice of penalties to those that might have been imposed in accordance with GR616.4, nor in any such instance shall the Hearing Committee be limited in any other way in exercising all of its prerogatives as set forth in the Bylaws and Rules.
8. An offer of an administrative penalty will not preclude the filing of charges by a party other than the CEO or his designee pursuant to GR602 and GR604. Such a charge, however, must be received by the Federation before the administrative penalty is approved by the Hearing Committee. In the event such a charge is filed and in the event the CEO or his designee is subsequently unable to adjust the matter pursuant to GR617 to the satisfaction of the charging party and the accused, then the offer of administrative penalty shall be nullified and the matter shall proceed to hearing.

GR617 Plea Agreements

1. The provisions of this Rule will apply to violations of Chapter 4 (Drugs and Medications) as well as violations of any other rules.
2. The Federation CEO or his designee may investigate any pending protest or charge and attempt to settle the matter in lieu of having it proceed to hearing.
3. After investigating the situation, the CEO or his designee shall make a determination in his or her discretion whether to offer a plea agreement, direct that the matter proceed to hearing, or recommend dismissal of the protest or charge.
4. In the event the CEO or his designee determines to offer a plea agreement, he or she shall be authorized to offer any or all of the penalties enumerated in Chapter 7, GR703, setting forth the terms and conditions for compliance. The parties offered the plea agreement shall, after written notice, be subject to any and all penalties imposed by the CEO or his designee, unless a timely written request for a hearing is made pursuant to the provisions of GR617.6 or unless the maker of the protest or charge challenges the plea agreement pursuant to GR617.8.
5. The Federation shall give written notification to the accused and to the maker of the protest or charge of an offer of a plea agreement determined pursuant to GR617.4, the terms and conditions of which shall not be subject to negotiation. Plea agreements accepted by both the accused and the maker of the protest or charge in accordance with this Rule are subject to approval by the Hearing Committee and in the case of an allegation of a violation of Chapter 4, to approval by the Chairman of the Federation Equine Drugs and Medications Committee. Once accepted by all parties and by the Hearing Committee, a plea agreement shall have the same force and effect as would a finding of rule violation by the Hearing Committee following a hearing and will be published on the Federation's web site. In the event that the Hearing Committee does not approve an accepted plea agreement, written notification of same will be sent to the accused and to the maker of the protest or charge and shall constitute a timely written request for a hearing pursuant to GR617.6.
6. Any accused person or maker of a protest or charge who receives notice of a proposed plea agreement under GR616.5 may request a hearing before the Hearing Committee. A written request for a hearing must be actually received in the Federation office within 30 days of the date of receipt by the parties of the notice of the offer of a plea agreement, after which time the right to a hearing shall be deemed to have been permanently waived. Once

accepted by the parties and approved by the Hearing Committee, plea agreements shall be effective immediately, shall be final, and shall not be subject to further review under any circumstance(s).

7. In the event a timely written request for a hearing is received from the accused in accordance with GR617.6, the Federation shall schedule the matter for hearing and the Hearing Committee shall conduct a hearing upon said protest or charge. In the event of a finding of a violation, the Hearing Committee shall not be limited in choice of penalties to those that might have been imposed in accordance with GR617.4, nor in any such instance shall the Hearing Committee be limited in any other way in exercising all of its prerogatives as set forth in the Bylaws and Rules.
8. If the accused accepts the offer of the plea agreement and the maker of the protest or charge does not, said person(s) can request a hearing before the Hearing Committee upon submission of a written request, and in the case of a protest, upon payment of a \$250 fee (which is not refundable), and the matter shall proceed to hearing.
9. If after investigation of a protest or charge, it is the recommendation of the CEO or his designee that the matter should be dismissed, he or she will notify the maker of the protest or charge and the accused. If the maker of the protest or charge does not agree, said person(s) can request a hearing before the Hearing Committee upon submission of a written request and in the case of a protest, upon payment of a \$500 fee (which will be refunded in the event the protest or charge is upheld) and the matter shall proceed to hearing.

CHAPTER 7 VIOLATIONS AND PENALTIES

SUBCHAPTER 7-A INDIVIDUALS

GR701 General

GR702 Violations

GR703 Penalties

GR704 Regulations as to Suspended Persons

SUBCHAPTER 7-B LICENSED COMPETITIONS

GR705 General

GR706 Violations

GR707 Penalties

CHAPTER 7 VIOLATIONS AND PENALTIES

SUBCHAPTER 7-A INDIVIDUALS

GR701 General

The provisions of this rule apply in connection with any Licensed Competition to the following persons: owner, exhibitor, agent, trainer, manager, rider, driver, handler, competition official, competition staff (see GR112 and GR113), a veterinarian who, while on the competition grounds, prescribes, dispenses, or administers a forbidden substance to a horse and member of the family of the above, a member of the Federation or any person who acts in a manner in violation of the rules of the Federation or deemed prejudicial to the best interests of the sport and the Federation. Any act in connection with a Licensed Competition in violation of the Rules by a member of the family of a person participating in the competition who is described in the previous sentence, may be deemed to have been committed by such person and subject him or her to penalties.

GR702 Violations

1. A violation is any act prejudicial to the best interests of the Federation, including but not limited to the following:
 - a. Violation of the rules of the Federation.
 - b. Disqualification by a Licensed Competition.
 - c. Penalization by an administrative agency, humane society or court of law for violation of Federation rules.
 - d. Acting or inciting or permitting any other to act in a manner contrary to the rules of the Federation, or in a manner deemed improper, unethical, dishonest, unsportsmanlike or intemperate, or prejudicial to the best interests of the sport and the Federation.
 - e. Any act committed or remark made in connection with the competition considered offensive and/or made with the intent to influence or cast aspersions on the character or integrity of the licensed officials, approaching a judge before or after a decision without first obtaining permission from the show committee or steward/technical delegate, inspecting a judge's card without the judge's permission, or public verbal abuse of competition officials.
 - f. Physical assault upon a person and/or cruelty to a horse as defined in GR839.
 - g. Failure to obey any penalty imposed by the Federation.
 - h. Exhibiting any horse while in the care, training or custody of a suspended trainer.
 - i. Riding, exhibiting, coaching or training for the benefit, credit, reputation or satisfaction of a suspended person.
 - j. Failure to pay indebtedness to the Federation or indebtedness for hearing transcripts or other hearing expenses arranged through the Federation.
 - k. Participating in any manner at a licensed competition while not in good standing or competing horses not in good standing at a licensed competition. (See GR136)
 - l. Prescribing, dispensing, or administering a drug by a veterinarian which results in a finding of a forbidden substance. In the event a positive report is received by the Federation for a horse or pony to which a forbidden substance has been administered in any manner and the veterinarian is identified in any manner as the source of said forbidden substance, said violation will be addressed pursuant to GR412.
 - m. Any action which is subject to Reciprocity by the Federation under GR615.
 - n. Violation of any of the policies included in the Safe Sport Policy Handbook found at safesport.usef.org.

GR703 Penalties

1. If found guilty, the accused will be subject to such penalty as the Hearing Committee, or other individuals with authority to assess penalties may determine, including but not limited to the following. The penalties set forth below will be published on the Federation's web site.
 - a. CENSURE. A vote of Censure will be listed under the defendant's name in the Secretary's Record of Penalties.

GR7 - VIOLATIONS

If found guilty of a further violation the defendant will be subject to a heavier penalty than for a first offense.

- b. SUSPENSION of such person for any period from showing or having others show, exhibit or train for him or her.
 1. A suspended person is forbidden for the time specified in the decision from the privilege of taking any part whatsoever in any Competition licensed or endorsed by the Federation and is excluded from all competition grounds during Competitions licensed or endorsed by the Federation, as an exhibitor, participant or spectator.
 2. In addition, a suspended person is forbidden from participating in all Federation affairs and activities, to hold or exercise office in the Federation or in any Competition licensed or endorsed by the Federation, to attend, observe or participate in any event, forum, meeting, program, clinic, task force, or committee of the Federation, sponsored by or conducted by the Federation, or held in connection with the Federation and any of its activities.
 - a. Notwithstanding the above, a Director may be removed from the Board of Directors only in accordance with the applicable provisions of the Bylaws.
 - b. If the Hearing Committee deems it appropriate, it may send its findings concerning a Director to the Board for its consideration.
 3. Where practical and appropriate in the opinion of the Hearing Committee, suspension may include the comparable dates during which the violation occurred.
 - c. SUSPENSION for any period of the horse or horses, owned by him or her, or shown in any name or for his, her, or their credit or reputation, whether such interest was held at the time of the alleged violation or acquired thereafter. The Board of Directors or the Hearing Committee may at a later date remove the suspension of said horse or horses if it is demonstrated to their satisfaction that a sale or transfer thereof was made by such person, partnership, or corporation in such as to be a bona fide transaction and not with the intention of relieving the suspended owner of penalty. See GR139.
 - d. SUSPENSION for any period of any volunteer or any employed person who rides or exhibits for the benefit, credit, reputation or satisfaction of another suspended person.
 - e. EXPULSION from all Licensed Competitions.
 - f. EXPULSION or SUSPENSION from membership in the Federation.
 - g. FORFEITURE of trophies, ribbons, prize money, and/or sweepstakes won in connection with the offense committed, which will be redistributed accordingly and payment of a fee of \$300 to the competition in question. Federation points may be nullified and redistributed at the discretion of the Hearing Committee.
 - h. SUSPENSION from office as steward, technical delegate, judge, course designer or competition official.
 - i. REVOCATION of judge's, steward's, technical delegate's or course designer's license.
 - j. FINE.
2. Federation Affiliated Associations must honor all Federation penalties. See GR204.

GR704 Regulations as to Suspended Persons

1. The purpose of this Rule shall be to prevent the avoidance by suspended exhibitors, trainers, coaches and other persons of the terms and conditions of their suspensions, or the penalties intended by the Hearing Committee as appurtenant to such suspensions. This Rule shall apply to the spouse of a suspended person as well as to any other persons or entities, including, without limitation, companions, family members, employers, employees, agents, partnerships, partners, corporations or other entities, whose relationship, whether financial or otherwise, with a suspended person would give the appearance that such other persons are riding, exhibiting, coaching or training for the benefit, credit, reputation or satisfaction of the suspended person.
2. No suspended person's spouse or companion shall assume any of the suspended person's responsibilities whatsoever at Federation competitions during the term of said suspension. Companion shall be defined as any person who co-habits with, or otherwise shares living accommodations with, a suspended person.

3. No suspended person's spouse or companion may fill out any entry blanks for any of the suspended person's customers for Federation competitions during the term of the suspended person's suspension, or pay or advance entry fees on behalf of customers for Federation competitions during said period.
4. Any person who assumes the responsibility for the care, custody or control of an unsuspended horse completely or in part owned, leased, trained by or coached by a suspended person, must not:
 - a. Be paid a salary directly or indirectly by or on behalf of the suspended person; or
 - b. Receive a bonus or any other form of compensation in cash, property or other remuneration or consideration such as to make up for any such lost salary; or
 - c. Make any payments of any kind, or give any remuneration or other compensation or consideration, to the suspended person, his/her spouse or companion, any corporation, partnership or other entity owned or controlled by said suspended person or to any other person for transfer to any of said individuals or entities for the right to ride, exhibit, coach or train for the suspended person or any of the suspended person's customers during Federation Licensed Competitions; or
 - d. Use the farm or individual name of the suspended person.
5. An individual who takes over the horses of a suspended trainer or coach must:
 - a. Bill customers directly on his/her own bill forms for any services rendered at or in connection with any Federation Licensed Competitions;
 - b. Maintain a personal checking account totally separate from and independent of that of the suspended person for purposes of paying all expenses of and depositing all income from customers;
 - c. Pay all his/her employees working at Federation competitions, none of whom may be employees, directly or indirectly, of the suspended person;
 - d. Keep checks, books, employee records and make withholding of taxes and other regular deductions from his/her employees' paychecks;
 - e. Pay all feed bills, motel, van bills, travel expenses, etc. from his/her separate and independent checking account and preserve, for six months after the date that said suspension is terminated, invoices for said bills;
 - f. If such individual makes use of any equipment of a suspended trainer, the use of said equipment must be enumerated in detail in a written lease, the form and substance of which must be satisfactory to counsel for the Federation and shall be at the fair rental value for said equipment and said price must be included in said agreement;
 - g. File such federal and state tax returns as will reflect as his or her income the income from said training or coaching responsibilities at Federation Licensed Competitions;
 - h. Not borrow funds from a suspended trainer or coach, his/her spouse or companion, their families, corporations, partnerships or any other entities owned or controlled by said suspended trainer or to any other person for the purpose of going into business for himself or herself at Federation Licensed Competitions during the period of said suspension, nor will he/she allow any of the above-named parties or entities to sign or guarantee any notes or any type of loans to enable him or her to go into business as described above.
6. Suspended trainers and coaches, and individuals taking over the horses or customers of a suspended trainer or coach may be requested to make their books, canceled checks, invoices, tax returns and other evidence available to Federation representatives to verify and affirm the details of any relationship between them and suspended trainer or coach.
7. This Rule is intended to provide guidance for suspended persons and anyone contemplating taking over the responsibility for the riding, exhibiting, coaching, or training, of an unsuspended horse from a suspended person. It is not intended to anticipate every potential circumstance in which the intent of a suspension may be frustrated, and the Hearing Committee shall have the power to determine whether the facts and circumstances peculiar to any particular case compel a finding that there was or is a violation of the rules prohibiting exhibiting any horse while in

GR7 - VIOLATIONS

the care, training or custody of a suspended trainer, or riding, exhibiting, coaching or training for the benefit, credit, reputation or satisfaction of a suspended person (see GR702.1h and .i).

SUBCHAPTER 7-B LICENSED COMPETITIONS

GR705 General

The provisions of this Chapter apply to all Regular Competitions, Local Competitions, Eventing Competitions, Dressage, Driving, Endurance and Vaulting Competitions.

GR706 Violations

1. Any competition licensed or endorsed by the Federation is subject to penalty by the Hearing Committee or other individuals with authority to assess penalties for violation of the rules. Violations include, but are not limited to, the following. All penalties will be published on the Federation's web site.
 - a. Failure to conduct a competition in accordance with the Federation rules.
 - b. Failure to pay its indebtedness to the Federation.
 - c. Failure to pay premiums and other indebtedness within 30 days.
 - d. Failure to report the disqualification of a person at the competition.
 - e. Failure to honor written contracts with judges, stewards or other competition officials and employees.
 - f. Failure to furnish the Federation with entry blanks, judge's cards, class sheets or any other documents it may request in connection with the competition.
 - g. The use of judges not licensed in those divisions covered by Federation rules if due notice has been received from the Federation.
 - h. The use of judges in divisions in which they have not been enrolled without obtaining in advance the required Special or Guest judge's card.
 - i. The use of stewards, technical delegates, or where required, course designers who are not Federation licensed if due notice has been received from the Federation.
 - j. The listing of a judge, steward, technical delegate or course designer in the prize list or catalogue before the invitation to serve has been accepted in writing by such licensed official.
 - k. Permitting individuals, entities or horses that were placed on suspension at least seven days prior to the competition start date to be on the grounds and/or to participate in any manner.
 - l. Permitting acts which are improper, intemperate, dishonest, unsportsmanlike or contrary to the rules of the Federation, or prejudicial to the best interests of the sport and the Federation.
 - m. Acting in a manner prejudicial to the best interests of the sport and the Federation.
 - n. Assessing and/or collecting a drug enforcement fee in excess of, or in addition to, that specified and required by GR407.1 of these rules, unless said assessment is approved in writing by the Federation in advance, and then only under the terms and conditions set forth.
 - o. Withholding from the Federation any or all of the drug fees collected in accordance with GR407.1, for any purpose, including to defray the expenses incurred providing stalls, passes, and other items to the Federation drug testing personnel, as required by GR407.4 and .5.
 - p. Using the name or title of a championship that has not been assigned to that Licensed Competition during the same competition year.

GR707 Penalties

1. A Licensed Competition found guilty of a violation will be subject to penalty including but not limited to the following:
 - a. CENSURE. A vote of Censure will be listed under the defendant's name in the Secretary's Record of Penalties. If found guilty of a further violation, the defendant will be liable to a heavier penalty than for a first offense.

- b. SUSPENSION for any period from the list of Licensed Competitions.
- c. EXPULSION from membership in the Federation.
- d. FINE.

CHAPTER 8 CONDUCT OF LICENSED COMPETITIONS

SUBCHAPTER 8-A ATTIRE AND EQUIPMENT

GR801 Dress

GR802 Artificial Markings and Appliances

GR803 Use of Whips

GR804 Shoeing Regulations

SUBCHAPTER 8-B COMPETITION AWARDS, HONORS, AND PRIZES

GR805 Challenge Trophies

GR806 Perpetual Trophies

GR807 Prize Ribbon

GR808 Awarding Championship

GR809 Performance Championships

GR810 Breeding or In Hand Championships

GR811 Sweepstakes

GR812 Retirement Ceremony

SUBCHAPTER 8-C COMPETITION AND CLASS CONDITIONS AND ELIGIBILITY

GR813 Classes for Horse and Rider

GR814 Amateur

GR815 Breeding or In-Hand

GR816 Junior Exhibitor

GR817 Ladies

GR818 Local

GR819 Maiden, Novice and Limit

GR820 Model Classes

GR821 Opportunity Classes

GR822 Owners' Classes

GR823 Dividing Classes

GR824 Stallions

GR825 Ponies

GR826 Combined Ownership

GR827 Hors de Concours

GR828 Permission to Compete in Foreign Competitions

SUBCHAPTER 8-D SCHEDULING DURING COMPETITION

GR829 Length of Competition

GR830 Time Schedule

GR831 Delay of Classes

GR832 Interruption of Procedure

GR833 Time-Out

SUBCHAPTER 8-E SCHOOLING

GR834 General

GR835 Designated Areas

GR836 Trail

GR837 Hunter

GR838 Jumper (See also JP103 and Appendix A)

SUBCHAPTER 8-F WELFARE OF THE HORSE

GR839 Cruelty to and Abuse of a Horse

GR840 Attention Getting Devices

GR841 Soundness

GR842 Falls

GR843 Mandatory Reporting and Cooperation of Horse/Pony Collapse

GR844 Poling

GR845 Equine Vaccination Rule

CHAPTER 8 CONDUCT OF LICENSED COMPETITIONS**SUBCHAPTER 8-A ATTIRE AND EQUIPMENT****GR801 Dress**

1. It is the tradition of the competition ring that riders and drivers be correctly attired for the class in question, that attendants be neatly dressed and horses be properly presented.
2. It is compulsory for all persons at Federation licensed hunter, jumper or hunter/jumper competitions when mounted anywhere on the competition grounds, to wear properly fastened protective headgear which meets or exceeds ASTM (American Society for Testing and Materials)/SEI (Safety Equipment Institute) standards for equestrian use and carries the SEI tag. It must be properly fitted with harness secured. Exception: In Hunter or Jumper classes, adults may be allowed to remove their headgear while accepting prizes and during the playing of the National Anthem only; they must refasten their headgear prior to the lap of honor. It is compulsory for riders in Paso Fino classes, both open and breed restricted including Hunter Hack, where jumping is required and when jumping anywhere on the competition grounds to wear properly fastened protective headgear which meets or exceeds ASTM (American Society for Testing and Materials)/SEI (Safety Equipment Institute) standards for equestrian use and carries the SEI tag. It must be properly fitted with harness secured. A Show Committee must bar riders without protective headgear from entering the ring for classes in which protective headgear is required and may bar any entry or person from entering the ring if not suitably presented to appear before an audience.
3. Except as may otherwise be mandated by local law, all sub-junior exhibitors in the Paso Fino division, while riding or driving or while in the driving cart anywhere on the competition grounds, must wear properly fitting protective headgear which meets or exceeds ASTM (American Society for Testing and Materials)/SEI (Safety Equipment Institute) standards for equestrian use and carries the SEI tag. Harness must be secured and properly fitted. Any rider violating this rule at any time must immediately be prohibited from further riding until such headgear is properly in place. For all exhibitors competing in the hunter, jumper, or hunter seat equitation section, if a rider's chin strap becomes unfastened, the rider may stop, re-fasten the chin strap and continue his/her round without penalty or elimination. A judge may, but is not required to stop a rider and ask them to refasten a chin strap which has become unfastened, again without penalty to the rider. Members of the Armed Services or the Police may wear the Service Dress Uniform.
4. Any exhibitor may wear protective headgear (ASTM/SEI) and/or a protective vest either body protecting or inflatable, specifically designed for use in equestrian sport in any division or class without penalty from the judge. The Federation recommends that the vest pass or surpass the current ASTM standard F1937 or be certified by the Safety Equipment Institute. For Eventing, inflatable vests are permitted only when worn over a body protecting vest.
5. See DC928 for protective headgear requirement in Combined Driving.
6. See DR120 for protective headgear requirement in Dressage.
7. Except as may otherwise be mandated by local law, the Federation strongly encourages all riders, while riding anywhere on the competition grounds, to wear protective headgear with harness secured which passes or surpasses ASTM (American Society for Testing and Materials)/SEI (Safety Equipment Institute) standards for equestrian use and carries the SEI tag. (Exception hunter, jumper, or hunter/jumper competitions refer to GR801.2) It is the responsibility of the rider, or the parent or guardian or trainer of the junior exhibitor to see to it that the headgear worn complies with appropriate safety standards for protective headgear intended for equestrian use, and is properly fitted and in good condition, and the Federation, Show Committee, and Licensed Officials are not responsible for checking headgear worn for such compliance.
8. The Federation makes no representation or warranty, express or implied, about any protective headgear, and cautions riders that death or serious injury may result despite wearing such headgear as all equestrian sports involve

inherent dangerous risk and as no helmet can protect against all foreseeable injuries.

9. Boots/shoes worn while riding anywhere on the competition grounds must have a distinguishable heel. (Exception: Arabian, Hackney Pony, Morgan, National Show Horse, Parade, Roadster, American Saddlebred, and Saddle Seat Equitation).
10. Competitors must display the correct number which must be clearly visible while performing in any class unless otherwise stated in the prize list. Competitors may be penalized at the discretion of the judge. Numbers to be supplied by management in compliance with GR1213.11. Refer to DR121.11 (Dressage) and DR207.8 (Dressage Sport Horse Breeding).
11. Refer to EQ105.1& 2 and HU125.

GR802 Artificial Markings and Appliances

1. Any change of color or markings other than mane, tail or hoof is prohibited. (Exception: Arabian and Half/Anglo Arabian halter, see AR106; Reining Division; Friesian Division; Paso Fino, see PF101.5-.6). Only clear grooming materials are allowed on the hide and hair. Materials may be used to remove stains.
2. All artificial appliances other than those permitted in division rules are prohibited (Exception: Reining and Jumper Divisions). Bandages, tailsets, chains or other training devices are prohibited in the ring in Breeding/Halter classes.

GR803 Use of Whips

No item may be used inside or outside the ring while showing a horse except one whip per handler. If whips are allowed, they must be no longer than 6' including the snapper or lash. No appendages of any kind are permitted. One lungeing whip is permitted only when lungeing. Some breed and/or disciplines may have use of whip division rules that depart from this rule and as such, the division rule governs. (GR150.1)

GR804 Shoeing Regulations

1. In some parts of the country, it is common practice to show unshod horses in certain classes. A horse cannot be barred from the ring because of being unshod but, in classes in which it is common practice for all horses to be shod, a barefoot horse may be penalized at the judge's discretion.
2. Competitions offering classes in a division that designates a maximum weight for shoes (Paso Fino, Welsh) must provide accurate scales for weighing. If any horse casts a shoe in any of these classes, the shoe, including pad if used, but not including nails must be immediately weighed by the judge. In these classes, a competitor may not be excused from the ring until the judge is satisfied that the horse has not cast a shoe. Refer to GR109.2. *BOD 1/16/16 Effective 4/1/16*
3. If the weight of a shoe and pad is protested, the owner may either withdraw the entry and forfeit all entry fees and winnings of the protested entry for the entire competition, in which event the protest must be withdrawn and the fee refunded or, have the shoe and pad removed in the presence of the competition veterinarian and steward so it can be weighed immediately.
4. Whether cast or removed, if the shoe including pad exceeds the weight limit, the entry must be disqualified for the balance of the competition and all entry fees and winnings of the entry for the entire competition will be forfeited. Removal and replacement of any protested shoe and pad is the sole responsibility of the owner of the entry; however, if the protest is not upheld, the protestor must pay \$15 to defray the cost of removal and replacement of the shoe.
5. See AR106 for Arabian shoeing regulations.

SUBCHAPTER 8-B COMPETITION AWARDS, HONORS, AND PRIZES

GR805 Challenge Trophies

1. A Challenge Trophy is a trophy donated to or offered by a competition which must be won a specified number of

GR8 - CONDUCT OF COMPETITIONS

times under specified conditions. When originally placed in competition, it becomes the property of the Show Committee and cannot be withdrawn by the donor.

2. The conditions of the Challenge Trophy may not be changed without the consent of the trophy donor or his legal representative and of all who have qualified as potential winners of the trophy, except in the event that the conditions stipulated are in conflict with the current rules of the Federation. In such an event, the Show Committee must confer with the Federation as to procedure.
3. The winner of a leg on a Challenge Trophy in competition is entitled to possession of such trophy for a period of 10 months from date of winning unless a competition stipulates that the trophy will remain in its possession. The winner is responsible for protection and care of the trophy while in his possession. At the expiration of 10 months, or two months prior to the next annual competition, the competition may demand return of trophy if it has not been won outright. Failure of an exhibitor to return the trophy constitutes a violation under Chapter 7 and renders the exhibitor subject to penalty.
4. If a Challenge Trophy is competed for at more than one competition per year, the committee may elect to keep the trophy in its possession.
5. If a Challenge Trophy is destroyed, stolen or lost and therefore cannot be returned, the exhibitor who had possession of the trophy must pay to the competition the cost of replacing it with a trophy equally suitable and satisfactory to the Show Committee. The exhibitor will be exempt from penalty if the trophy is replaced before the next competition.
6. Should a competition or class be discontinued or not held for any period of time, any unretired Challenge Trophies offered at such competition must be returned at the expiration date of ten months to the last active Show Committee. This committee will determine the disposition of such trophies but they may not be placed in competition at any competition unless the provisions of paragraph 2 are met.
7. In the event of the death of an exhibitor who has won one or more legs on a Challenge Trophy, a member of that exhibitor's family may include such previous winnings in any further competitions for such Challenge Trophy in which they may engage.
8. If a Challenge Trophy is competed for and won under a farm name and the farm is later sold to another person who retains the farm name, legs won on the trophy by the first owner will not be counted by the subsequent owner of the farm in his competition.

GR806 Perpetual Trophies

A Perpetual Trophy is a trophy donated to or offered by a competition which is never awarded permanently to an exhibitor but remains the property of and in the possession of a competition. The Show Committee may present a replica or souvenir trophy to the annual winner. The conditions of a Perpetual Trophy are identical with those of a Challenge Trophy. Exception: previous winners need not be consulted when and if specifications are changed.

GR807 Prize Ribbons

1. At all Licensed Competitions, the prize ribbons are to be the following colors:

Grand Champion	Blue, Red, Yellow and White
Reserve to Grand Champion	Red, Yellow, White and Pink
Champion	Blue, Red and Yellow
Reserve Champion	Red, Yellow and White
First Prize Blue	Sixth Prize Green
Second Prize Red	Seventh Prize Purple
Third Prize Yellow	Eighth Prize Brown
Fourth Prize White	Ninth Prize Gray
Fifth Prize Pink	Tenth Prize Light Blue

2. It is recommended that competitions offer one ribbon for every six entries. *BOD 1/16/16 Effective 4/1/16*
3. A Licensed Competition located outside the United States may conform to the practice of the country in which it is situated with respect to the color of the ribbons used.

GR808 Awarding Championships

1. Championship classes for a specific height or sex may be offered in any division as set forth in the respective division rules. Judging specifications must follow those of the Open Championship class.
2. In the Hunter divisions, Championships must be awarded on points. In the Morgan and Welsh Pony divisions, Championships may be awarded on points or held as performance classes. (See JP110.2 for Jumper Championships)
3. When Championships are awarded on points, all competitors must be given an equal opportunity to obtain points. In all other divisions, Championships must be awarded in a Championship Performance class and all entries must be given an opportunity to qualify.
4. Only the first four ribbons in each class are counted regardless of the number offered. Ribbons have the same point value even if less than the specified four places are awarded due to lack of entries, etc. Exception: See JP110.2 for Jumper Championships.

5. Point Value:

Blue ribbon	5 points	Yellow ribbon	2 points
Red ribbon	3 points	White ribbon	1 points

6. In Hunter sections only the first six ribbons in each class are counted regardless of the number offered. Ribbons have the same value even if less than the specified six places are awarded due to lack of entries. First Place...10 points, Second Place...6 points, Third Place...4 points, Fourth Place...2 points, Fifth Place...1 point, Sixth Place...1/2 point.

GR809 Performance Championships

1. A Show Committee must designate all qualifying classes and can require any or all winners in a qualifying class at that competition to compete in a Performance Championship class provided this is stated in the prize list and the gaits required are the same as in the qualifying class. Any exhibitor failing to comply must forfeit all prize money in the qualifying class. If an exhibitor or trainer qualifies more than one horse for a Championship class he can elect to show only one. (This does not apply to Regional and National Breed Affiliate approved Competitions.)
2. To be eligible to show in a Performance Championship class a horse must have been properly entered, shown and judged in one qualifying class at that competition in the same division or section. (This does not apply to Regional and National Breed Affiliate approved Competitions.)
3. An entry which while performing in a qualifying class fails to qualify by reasons of equipment repair, shoeing time, illness (certified by the official veterinarian) or failure of a class to fill shall be permitted to pay double fee and make a post entry in another qualifying class in the section or if no subsequent qualifying class is available for such post entry, the horse shall be considered qualified for the Performance Championship class, provided the horse has previously been entered in the Championship or Stake. Exception: Dressage. (See also GR117.3)
4. To avoid divided Performance Championship classes, eligibility for a Championship class may be limited to ribbon winners in qualifying classes.

GR810 Breeding or In Hand Championships

1. Junior Breeding or In-Hand Championships may be offered for two-year-olds and under; Senior Breeding or In-Hand Championships for three-year-olds and over. In the event a competition offers a Junior Championship and a Senior Championship, as well as a Show Championship, only the first and second place ribbon winners are

GR8 - CONDUCT OF COMPETITIONS

eligible to compete for the Show Championship unless division rules prohibit foals and yearlings.

2. Entry in a Breeding class does not qualify a horse for a Performance Championship class. Exceptions: in the Hackney Pony, Morgan, Roadster and American Saddlebred Horse divisions any performance class, including futurities and/or classics, qualifies for a Performance Championship class at that competition.
3. In a Breeding section of the Welsh division, the Championship will be awarded to one of the horses which has placed first in a qualifying class. After the Championship has been awarded the horse which has placed second in the qualifying class to the horse awarded the Championship shall compete with the remaining first place winners for the Reserve Championship.
4. In a Breeding section of the Hackney, Morgan, American Saddlebred, or Shetland divisions, the Championship and Reserve Championship will be awarded to horses that have placed first or second in their qualifying classes.
5. In a Breeding section of the Arabian division, the Junior, Senior or Show (Grand) Championship will be awarded to one of the horses which has placed first in a qualifying class. Qualifying classes for championships must be designated in the prize list. After the Championship has been awarded, the horse which has placed second in the qualifying class to the horse awarded the Championship shall compete with the remaining first place winners for the Reserve Championship. If a Show (Grand) Championship class is held, the Senior Champion and the Reserve Senior Champion as well as the top two ranking two-year-olds will be eligible to compete. (Exception: AR118.1).
6. In any case, should any first or second place winners in a qualifying class not compete for the Championship or be disqualified for being unsound, being unruly or not performing the class routine in the Championship class, the horse receiving the next highest ribbon in the qualifying class shall have the option of moving up for the Championship and Reserve only.
7. None of the above applies to Dressage/Sport Horse Breeding.
8. None of the above applies to the Andalusian/Lusitano Division. For Breeding and In Hand Championships see AL106.
9. None of the above applies to the Friesian Division. For Breeding and In Hand Championships see FR118.

GR811 Sweepstakes

When a Sweepstake class is offered, providing for a division of entry fees, either with or without monies added by the Show Committee, the total to be distributed must include the entry fees of all entries listed in the catalogue, whether or not the horses are shown, plus all fees covering other entries legally in the class, unless a competition stipulates in its prize list that portion of the entry fees which will be withheld.

GR812 Retirement Ceremony

1. If a retirement ceremony is allowed at the request of the owner of a horse, that horse may not be permitted to compete at the competition. Any horse officially retired at a Licensed Competition is barred for life from further competition at Licensed Competitions except by special permission of the Board of Directors; however, they can continue to be shown in Academy classes, Leadline classes, Get of Sire and Produce of Dam classes.
2. The Federation will give necessary publicity to all official retirement ceremonies and will notify all Licensed Competitions. See GR1214.7.
3. Any ceremony announcing an exhibitor's retirement from competition is prohibited.

SUBCHAPTER 8-C COMPETITION AND CLASS CONDITIONS AND ELIGIBILITY

GR813 Classes for Horse and Rider

In a class where the performances of both horse and rider are considered, the horse and rider together constitute an entry and neither can appear in a different combination except in Eventing, Dressage classes or Western Dressage.

GR814 Amateur

Amateur classes may be offered in any division using the specifications set forth in the respective division rules. If Amateur classes are offered leading to a Championship, judging specifications will be those of amateur classes or amateur Championships unless the prize list specifically states that open judging specifications will be used.

GR815 Breeding or In-Hand

1. Breeding or In-Hand classes may be offered in any section in which they are indicated in the respective division rules. The prize list must specify as to each class the age, sex and manner of showing.
2. All Futurity classes are considered part of the respective Breeding sections.

GR816 Junior Exhibitor

Classes, sections or competitions may be limited to junior exhibitors if so desired. Where special rules and class specifications are given for classes so limited, they should be used throughout the junior exhibitor classes offered and shall take precedence over such class specifications as those for Championship classes. A Show Committee should bear in mind that a horse suitable for a junior exhibitor should have good manners and it is suggested that the specifications for a Ladies' or Amateur class be followed throughout.

GR817 Ladies

Ladies' classes may be offered in any division using the specifications set forth in the respective division rules. If Ladies' classes are offered leading to a Ladies' Championship, judging specifications should follow those of the Ladies' class rather than those of the Championship class.

GR818 Local

Any competition may offer Local classes or complete Local divisions provided the meaning of the local designation is fully and clearly defined. Class specifications must follow those listed in the respective division rules as closely as possible.

GR819 Maiden, Novice and Limit

A competition may offer Maiden, Novice or Limit classes or complete sections in any division using the specifications set forth in the respective division rules. If a Championship class is held, it must be judged in accordance with the Maiden, Novice or Limit class specifications rather than those of the Championship class as listed unless otherwise specified.

GR820 Model Classes

1. Model classes may be offered in any section in which they are indicated in the respective division rules. They may be divided as to age, sex or height and may be held prior to a Breeding section to provide a standard for judging.
2. Model classes may be included in the number of classes required for a division or section rating. Exception: Hunter Division and Welsh Pony Division.
3. Entry in a Model class does not qualify a horse for a Performance Championship class.

GR821 Opportunity Classes

1. Opportunity Classes:
 - a. may be held at breed restricted or Hunter and/or Hunter Jumper competitions with no FEI recognized classes, Western Dressage competitions, Western Regular or Local Competitions. Classes must be open to all breeds unless it is a breed restricted competition. In a breed restricted competition it must be stated in the prize list if the classes will be restricted or open. Exception: At any USEF licensed competition, opportunity classes may not be restricted to Friesians.

GR8 - CONDUCT OF COMPETITIONS

- b. are limited to 10% of the total number of the competition's classes, with a maximum of 20 Opportunity Classes per competition, whichever is less.
 - c. may be held in addition to Exhibition Classes.
2. Opportunity Classes:
- a. do not count towards Horse of the Year Awards and the results from Opportunity Classes may not be used by any entity for a national awards program. Only with permission of the respective recognized affiliate organization may results from Opportunity Classes be used for regional awards.
 - b. cannot be used as a qualifying class for any championship class held at the competition except an Opportunity Class championship at the competition.
 - c. cannot be considered in reckoning Competition Championships awarded on points except an Opportunity Class championship at the competition.
 - d. do not count towards the minimum number of classes nor amount of prize money offered when determining the rating of the competition.
 - e. Dressage classes can be offered as Opportunity classes at Dressage Competitions or Regular/Local Competitions with "Open" Dressage classes as described below:
 1. Classes are limited to the following competition levels and dressage tests:
 - a. Level 1 competitions may offer two tests and only two classes per level per day at Introductory - Second Level one of which can be the Riders Test at Training - Second levels.
 - b. Level 2 competitions may offer two tests and only two classes per level per day at Introductory - First Level one of which can be the Riders Test at Training and First levels.
 - c. Level 3 competitions may offer two tests and only two classes per level per day at Introductory - Training Level one of which can be the Training Level Riders Test.
 - d. Level 4 and Level 5 competitions may not offer Opportunity classes.
 2. Opportunity Classes are for entry level riders.
 3. Freestyles may not be offered as Opportunity classes. Opportunity classes cannot be offered as "Test of Choice" classes.
 4. If opportunity classes at Dressage Competitions or Regular/Local Competitions with "Open" Dressage classes are restricted to amateurs, riders are required to have an amateur status with USEF.
 5. All rules and regulations in GR821 must be followed, except for GR821.6.
 6. Horses, riders, owners, trainers, and coaches participating only in Opportunity classes are exempt from Federation and affiliate organization membership and Horse Identification (HID) requirements and non-member/Show Pass fees, but are required to list the Federation membership number if the participant is a member.
 - f. Breed restricted Dressage classes can be offered as opportunity classes at Regular/Local breed restricted competitions.
 - g. Opportunity Classes for Hunter/Jumper/Equitation Divisions
 1. Opportunity Classes are for entry level riders.
 2. May be held at USEF regular or local rated competitions.
 3. All Opportunity classes and divisions must have fences 2'6" or below.
 4. Any rider that has shown in a Zone pointed division, such as a children's hunter division is not eligible.
 5. Any rider that has shown in a regular division (such as regular ponies) is not eligible.
 6. All rules and regulations in section GR821 should be followed, except GR821.7 (no crossing over into rated divisions).
3. Horses entered only in these classes are still subject to and must comply with the Drugs and Medication rules and are subject to drug testing.
4. Horses entered only in these classes:

- a. are exempt from the Federation fee, including the Equine Drugs and Medication fee.
 - b. are not required to have a Horse Identification (HID) or Recording Number but are to list the HID or Recording number if the horse has been assigned this number.
5. Riders/drivers/handlers entered only in these classes are exempt from the Federation membership requirements and are not required to pay a Show Pass fee but are required to list the Federation membership number if the participant is a member.
 6. The prize list must state whether or not horses and/or riders/drivers/handlers entered in Opportunity Classes can cross enter into the rated/recognized classes at the same competition. If cross entry is allowed, all applicable fees and membership requirements apply.
 7. The list of Opportunity Classes offered must include "Opportunity" in the class name. The classes may include but are not limited to the following categories:
 - a. Opportunity Pleasure (Saddleseat, Hunter, and/or Western)
 - b. Opportunity Equitation (Saddleseat, Hunter, and/or Western)
 - c. Opportunity Costume (Historic and/or Contemporary)
 - d. Opportunity Trail (English and/or Western)
 - e. Opportunity Driving (Show Pleasure Driving and/or Carriage Pleasure Driving)
 - f. Opportunity Walk-Trot (Pleasure and/or Equitation)
 - g. Opportunity Gaited (Three-gaited, Five-gaited, and/or Paso Fino)
 - h. Opportunity Reining
 - i. Opportunity In-hand classes (Amateur and/or Junior Handler)
 - j. Opportunity Fun Classes
 - k. Opportunity classes for Hunter/Jumper/Equitation Divisions 2'6" and under
 - l. Opportunity classes for Dressage
 - m. Opportunity classes for Western Dressage.
 8. Unless the competition is using existing USEF class specifications, the prize list must list the class specifications for each Opportunity Class, to include but not be limited to:
 - a. Gaits required
 - b. Judging criteria
 - c. Attire, tack and equipment allowed
 9. Opportunity Classes may be judged by any judge officiating at the competition. Conflict of interest rules in GR1304 apply.
 10. The competition must submit full results of all Opportunity Classes as required in GR1214. Horses with HID or Recording members and participants with USEF membership numbers are to have these numbers listed in the results.

GR822 Owners' Classes

Owners' classes may be offered in any division using the specifications as set forth in the respective division rules. If Owners' classes are offered leading to an Owners' Championship judging specifications should follow those of the Owners' class rather than those of the Championship class.

GR823 Dividing Classes

1. Classes can be divided by sex into three groups (stallions, mares and geldings) or a Show Committee may prefer to require mares and geldings, or stallions and geldings to show together.
2. If a Show Committee wishes to divide junior exhibitor classes, it may offer separate classes for boys and girls or offer several age limits. The following three age limits are suggested but may vary according to local conditions:

GR8 - CONDUCT OF COMPETITIONS

- a. Juniors who have not reached their 11th birthday,
 - b. Juniors who have reached their 11th but not their 14th birthday
 - c. Juniors who have reached their 14th but not their 18th birthday.
3. When divided as above horses cannot be entered in more than one age section of the same class. Exceptions: Arabian, Morgan, Equitation and American Saddlebred divisions.
- A Show Committee may offer classes divided by age of adult exhibitor.

GR824 Stallions

Stallions are barred from any Ladies' or Junior Exhibitors' classes except as provided for in division rules. Unless competition rules state otherwise, stallions may be shown by anyone in other classes in every division.

GR825 Ponies.

1. Ponies may be ridden only by junior exhibitors. Exceptions: Adults may ride ponies in the Eventing, Connemara, Dressage (other than (1) USEF High Performance Championships, USEF qualifying and selection trials, and observation classes (2) FEI Pony, Junior and Young Rider tests), Hunter, Jumper, American Saddlebred and Welsh Pony divisions.
2. If an animal 14.2 hands or under is eligible to compete as a horse in the Arabian, Half or Anglo Arabian, Connemara, Morgan, Paso Fino, National Show Horse or American Saddlebred Divisions, it may also compete as a horse in other appropriate classes (except for Dressage; see DR119.1). It cannot, however, compete as a horse in one class and a pony in another class at the same competition.
3. Once an animal is shown in a class restricted to horses, except in the aforementioned divisions and as provided for in SB204.4, it cannot be shown as a pony the same year.

GR826 Combined Ownership

Combined ownership is permitted in classes when more than one horse constitutes an entry unless the prize list states otherwise.

GR827 Hors de Concours

Entering a class Hors de Concours (without being judged) is prohibited except as provided for below. If a horse competes Hors de Concours, the horse cannot compete in a subsequent class for prize money in the same ring on the same day. However, the rider of an Hors de Concours horse may compete in subsequent classes.

- a. For Dressage Competitions (out of competition); see DR119.5 and DR119.7
- b. For Eventing Competitions: see EV106.6
- c. For Driving Competitions, see DC915
- d. For Jumpers - at management's discretion.

GR828 Permission to Compete in Foreign Competitions

1. International (FEI) Competitions: In accordance with Article 102.3 of the FEI General Regulations which states: "All competitors invited or nominated for an international event must be entered by their NFs", individuals wishing to compete in foreign International (FEI recognized) Competitions must apply to the Federation for each international competition they wish to enter, (this includes competitions in Canada and Mexico). He/she must complete an application providing information such as: the name and date of the particular competition(s) requested; the name(s) and details of the horse(s) to be ridden. A non-refundable application fee per competition must be enclosed. (Competitors may also opt to pay a non-refundable annual prepaid application fee in the amount of ten times the per competition fee (in lieu of paying a non-refundable per competition application fee). In the event of an oversubscription in dressage, driving, eventing, or reining, the discipline's Credentials Committee will rank the applicants,

providing that they have submitted a timely application as defined in the discipline criteria. The rankings will be based upon the individual's experience in competing in the U.S. and abroad, his/her recent results and ranking (if applicable) and other discipline specific criteria (if applicable). If the competition in question is on borrowed horses, the Credentials Committee will consider the experience the applicant has had in riding and competing on various horses. For endurance, jumping and vaulting, please refer to each discipline's criteria for procedures in selecting riders in the event of an oversubscription. Individuals wishing to compete in foreign international competitions who have not met the established criteria to compete in foreign FEI competitions may apply for a waiver, for which there is a fee. Copies of application and criteria for each discipline are available from the Federation website or Federation office.

2. National Competitions: Individuals wishing to compete in FEI recognized disciplines in National Competitions in foreign countries must receive permission from the Federation. An application for permission to compete must be completed and returned to the Federation. Copies of the application on the Federation website or from the Federation office. The competitor will be asked to provide the following information:
 - a. whether or not the individual is a United States citizen and a current member of the Federation;
 - b. whether he/she wishes to compete as an amateur or professional;
 - c. whether he/she wishes to compete in National or International Competitions;
 - d. the disciplines in which he/she wishes to compete (i.e., Jumping, Dressage, Eventing, Driving, Vaulting, Reining, or Endurance Riding);
 - e. the length of stay in each country;
 - f. whether he/she has been charged, offered an Administrative Penalty, protested or found in violation of FEI or Federation rules or the rules of any other National Federation or Federation affiliated association; and
 - g. whether he/she has been indicted, named in an information, convicted or disciplined by an administrative agency, arbitration or other tribunal, body, humane society or court of law, whether civil, criminal, arbitral or administrative, for an act which would be a violation of Federation rules if committed during a Recognized Competition.
3. Permission to compete must be applied for each year.
4. Foreign Competitors: Riders, drivers, vaulters and longeurs who are not citizens of the United States, regardless of Federation membership status and country of origin.
 - a. Foreign Competitors who desire to compete in non-breed restricted, National Competitions in the FEI recognized disciplines in the United States must have proof, in English, of membership in good standing from their National Federation or must be members in good standing of the United States Equestrian Federation.
 - b. Competition management must request proof, in English, of current membership in good standing from their respective National Federation, or proof of current USEF membership.
5. Denial of Permission. Any application for permission to compete abroad answering affirmatively as to GR828.2f or .g shall be referred to a Committee of the Federation Board of Directors consisting of the Officers and two active athlete directors appointed by the President; the President shall serve as Chairman of the Committee and at any meeting the presence of at least four officers and one active athlete director shall constitute a quorum; the Committee shall by majority vote determine whether any such application shall be granted or denied, taking into account whether in the opinion of a majority of the Committee members any affirmative information regarding GR828.2f or .g causes other applicants to be considered more appropriate to serve as representatives of the sport and country in competing in foreign countries. Any such ruling by a majority vote of the Committee denying the privilege of a license to compete in foreign countries is final and not subject to appeal or review except where otherwise provided in the Constitution and By-Laws of the USOC, or where a review is granted in the discretion of the Committee, which upon further application may give further consideration to any applicant, may direct a hearing upon the application by the Committee or by the Hearing Committee, or may make any other ruling regarding the application considered by the Committee appropriate under the circumstances.

SUBCHAPTER 8-D SCHEDULING DURING COMPETITION**GR829 Length of Competition**

1. A competition may not hold classes more than 16 hours out of any 24-hour period from the start of the first class to the finish of the last class, including intermissions. There must be a recess of at least 8 hours between the finish of the last class of an evening performance and the first class of a morning performance the following day. A fine in the amount of \$250 per hour or part thereof will be imposed for exceeding the 16-hour time limit or not allowing an 8-hour recess. Exception: Competitions offering only Hunter, Jumper and Hunter Seat Equitation classes may not run more than 14 hours of actual performance time. Warm-up sessions, judged or unjudged, are included except sessions held at the beginning of the day where no fee is charged.
 - a. If management disputes that the time limits were not exceeded and the above fine is not properly owing, it may request a hearing of these issues before a special committee appointed by the President provided a written statement specifying the grounds for the hearing is received at the Federation's office within 30 days of management's receipt of Federation's notice of fine. The special committee shall hear the matter and determine whether the fine is properly owing. The special committee may waive a part or all of the automatic penalty upon a finding of good cause why the time limits were exceeded and a finding that extreme hardship results from the automatic penalty.
2. All classes in any section for junior exhibitors in any one day must be held within a twelve-hour period, excluding intermissions.
3. No classes may be started after midnight.

GR830 Time Schedule

1. The announced order or time for classes may not be changed unless at least 12 hours notice of such change be given to each exhibitor and judge affected or each exhibitor affected consents in writing.
2. Provided the order of events is not changed, the Show Committee may call any class up to 30 minutes ahead of its scheduled time. Exception: Vaulting exhibitors must be given one hour's notice.
3. Once the first horse in a Reining class has been entered, shown and judged, the class must be run in entirety before commencing with the next scheduled class.
4. None of the above applies to Eventing (see EV107).
5. None of the above applies to Dressage. For Dressage Competitions, the following conditions apply: (1) Rides may be rescheduled up to one hour earlier or later than announced in the official schedule if each competitor is individually notified at least two hours prior to his/her rescheduled ride time. Rides within a class may be rescheduled in a different order. (2) Ride times or classes may not be changed more than one hour from the time announced in the official schedule unless 12 hours notice of such change is given to each exhibitor and judge affected or each exhibitor affected consents in writing to the change. Public address announcements, schedule changes posted on the show grounds or internet, and statements published in the prize list or entry documents do not meet the notification requirements of this rule.
6. None of the above applies to Western Dressage classes/competitions. For Western Dressage, follow the same conditions as listed in GR830.5.

GR831 Delay of Classes

1. When the start of any class requiring horses to be shown individually is delayed by horses not ready to perform, the competition may be closed at the order of the judges or Show Committee, provided a warning is issued and exhibitors are given three (3) minutes to appear at the in-gate ready to participate. (Exception: in hunter, hunter seat equitation and jumper classes with a specified jumping order, see HU156, JP112, JP135.14a & JP136.2.) In classes where horses compete collectively, a warning is issued and the in-gate must be closed two minutes after

the first horse enters the ring. (Paso Fino, see PF102.7) Judging must not commence until the gate is closed or at the end of the two-minute call. An official timer must be appointed to enforce this rule.

2. It is recommended that a starting enforce order be established in all classes in which horses compete individually and to allow one minute for an entry to enter the ring. At competitions using only one ring, a starting order must be established. If a jump order is used, it must be posted at least 30 minutes prior to the start of the class.

GR832 Interruption of Procedure

1. If weather appears to be imminently affecting the safety and welfare of horses and/or exhibitors, it shall be the responsibility of competition management (Exception: Eventing see EV110) to stop the competition until it is safe to recommence. If a competition in progress must be stopped due to a storm, accident, or other emergency, the Show Committee will decide whether to re-commence. Any interrupted classes may be re-commenced within the session in which they were originally scheduled or at a succeeding session of the competition. (Exception: Dressage GR832.7, Driving, Eventing EV110, Reining GR832.9.) If a Licensed Competition's Prize List does not advise exhibitors that refunds of entry fees will not be given in the event a class or classes, or all or part of the competition is cancelled due to a storm, accident or other emergency, the Licensee is required to refund entry fees for the cancelled class or classes upon written request by an exhibitor within 30 days of the cancellation.
2. The Show Committee will also decide whether awards for classes not held is warranted and called for. No Championship, awarded on points, can be awarded in any division, however, unless more than 50% of the scheduled classes in that division have been held. Any action thus taken by the Show Committee will not be referred to the Federation in as much as the matter is one of discretion and not regulation.
3. If a class is in operation at the time a competition is stopped, no placements involving Horse of the Year Awards will be made. If a tie for a Championship exists in the Hunter or Jumper division at the time the competition is stopped, points toward Horse of the Year Awards will be divided between the tied horses.
4. If classes are postponed to a day not included in the original competition dates, exhibitors are entitled to a refund of entry fees in the class postponed and are relieved of any obligation to show back in postponed classes.
5. If a class in which horses compete either collectively or individually is in progress and must be stopped due to a storm, accident, or other emergency, the following procedure shall govern (Exception: Dressage, Driving, Reining, Eventing, Jumper, Western Dressage):
 - a. If a class is continued during the same session or a succeeding session of the competition, the judge along with the steward(s) and management will decide:
 1. to hold the class over in its entirety in which case no scores credited in the first session will count, or
 2. to recommence the class where it was interrupted.
 3. In the case of a hunter classic, or a two round class and one round is complete; it may be decided to pin the class with the first round scores.
6. Jumper:
 - a. A Jumper Class that Management decides to postpone due to storm, accident or emergency per GR832.1 may be combined with a subsequent class in the same section with the prize money of the postponed class added to the prize money of the subsequent class. Management must make this decision prior to the first horse competing in the postponed class. The start fee for the postponed class will be added to that of the subsequent class and must be refunded to those declared competitors of the postponed class who choose not to declare for the combined class.
 - b. In a jumper class which has reached the jump-off stage when the class is stopped, only those competitors involved in the jump-off need compete in the succeeding session. Jumper classes scored under Table II, Sec. 2b or 2c, Table IV, Sec. 4b or 4c or Table V Sec. 2b or 2c must be held over in their entirety unless the competition is continued over the original course at a later session, in which case the class shall continue from the point

GR8 - CONDUCT OF COMPETITIONS

where it was stopped and scores earned by horses which have already competed shall stand.

7. Dressage: If it becomes necessary to interrupt a dressage competition for any reason, the unfinished portion may be recommenced and rescheduled for the same or following day at the option of the Show Committee with the Ground Jury's consent. All scores recorded before the interruption will stand. When classes are re-commenced after a delay on the same day, competitors must be given at least 30 minutes' notice of the starting time. Exhibitors whose ride times are changed to or on a subsequent day as a result of an interrupted competition or inclement weather conditions, must be individually notified at least two hours prior to a rescheduled ride time.
8. Eventing: See EV110.1.
9. Reining: If it becomes necessary to interrupt a reining competition for any reason, the unfinished portion may be recommenced and rescheduled for the same or following days at the option of the Show Committee and the judge(s). All scores recorded before the interruption will stand.
10. Western Dressage: see GR832.7.

GR833 Time-Out

A suspension of judging which may be requested by a competitor or directed by the judge(s).

1. A competitor is entitled to request a time-out for a period not to exceed five minutes in aggregate in order to make obvious adjustments or to repair broken equipment or to rectify a similar condition, or to replace a shoe (See GR804). (Exception: Arabian Hunter, AR108 and HU129.6; Arabian Jumper, AR108 and JP133.6; Dressage, GR833.9 and DR122.7j; Jumper, JP133.6; Hunter Seat Equitation, EQ107.4; Reining, RN103.5g; Vaulting, VA111). Time-outs are not allowed in Western Dressage.
2. If division rules allow a competitor to call for a time-out, the competitor may call only one time-out per class (Exception: Paso Fino and Welsh where a competitor may request a time-out no more than two times.) The penalty for exceeding the allowed time out(s) is for the entry to be excused.
3. To request a time-out for any such emergency, the competitor must go to the center of the ring (if possible) and or be acknowledged by the judge. The announcer will declare that a request for time-out has been made and permission granted; time will be taken from the moment such announcement is made.
4. If a horse casts a shoe in a class, time starts (after weighing, measuring and/or gauging has concluded, if applicable) when the farrier or his assistant touches the shoe or the horse. No more than three minutes will be allotted to find a shoe; if the shoe is not found, the exhibitor may elect to continue or withdraw. If a horse is removed from the ring for the purposes of shoeing, the steward or judge shall accompany and remain with the horse until it is returned to the ring or excused from the class.
5. Two attendants are permitted in the ring to assist a competitor during his/her time-out. If at the expiration of five minutes the repair has not been made, the competitor may proceed as is or be eliminated.
6. The steward or judge is responsible for timing unless an official timer is present.
7. Competitors who are not involved in a time-out may make minor adjustments that can be performed with the assistance of one attendant and not be charged with a time-out. Minor adjustments do not include replacing shoes.
8. At any time the judge(s) considers it necessary he/she may call for a time-out. Said time-out may be charged to a competitor that, in the judge's opinion, is responsible for the suspension of judging as long as the competitor is so informed by the judge prior to calling the class back to order.
9. None of the above apply to the Eventing, Dressage or Driving divisions; see specific division rules. Time-outs are not permitted in the Dressage or Western Dressage division.

SUBCHAPTER 8-E SCHOOLING

GR834 General

1. A Licensed Competition must provide a sufficient area for schooling horses. A separate schooling area must be

provided for each ring.

2. Adequate lighting must be provided in schooling areas used after dark.
3. In addition to the official schooling area, competitions should designate an exercise area.
4. Competitions offering A rated sections other than hunter and jumper must provide an exercise area at least 80' by 200' or its equivalent. If, due to space limitations, a competition does not have an adequate schooling area or a competition offering an A rated section cannot provide the required exercise area, one ring must be open for a minimum of 5 hours within each 24-hour period. Adequate lighting must be provided.

GR835 Designated Areas

Schooling over obstacles in the ring or over any part of an outside course is permitted only at the time designated by the Show Committee. All other schooling over obstacles is permitted only within clearly identified areas and only at times designated by the Show Committee. Schooling over obstacles in any other area of the competition ground or at any other time is prohibited.

GR836 Trail

A schooling area must be provided prior to and during trail classes with enough elements to adequately school a trail horse.

GR837 Hunter

1. Schooling areas for hunters must contain adequate hunter-type fences. A trotting fence, a vertical and an oxer are required. See also HU154.
2. It is recommended that separate schooling areas be provided for hunters. A separate schooling area and jumps should also be provided for ponies.
3. A supervisor of schooling must be appointed for the schooling area designated for hunters if the area is less than 20,000 sq. ft. in size or more than 500 horses are entered in the competition.
4. A Steward/schooling supervisor must be present in the schooling area during any Hunter class offering \$10,000 or more in prize money.
5. The Steward/schooling supervisor's decision regarding schooling fences, or tack and equipment in the warm-up area is final.

GR838 Jumper (See also JP103 and Appendix A)

SUBCHAPTER 8-F WELFARE OF THE HORSE

GR839 Cruelty to and Abuse of a Horse

1. Cruelty to or the abuse of a horse by any person at a Licensed Competition is forbidden, constitutes a violation under Chapter 7, and renders the offender subject to penalty. The Show Committee must bar violators from further participation for the remainder of the competition. It is the duty of the competition officials and any properly constituted humane organization to report to the Federation any person who indulges in this practice for such further action as may be deemed appropriate.
2. The Federation or the Judge, Steward, or TD may appoint a veterinarian to inspect any animal in competition. Refusal to submit an animal for examination by an authorized veterinarian after due notification shall constitute a violation.
3. Show Committees are encouraged to contact the American Humane Association, 1400 16th Street NW, Suite 360, Washington DC 20036, which will provide experienced humane inspectors to work with them in eliminating cruel practices.
4. The following acts are included under the words Cruelty and Abuse but are not limited thereto:

GR8 - CONDUCT OF COMPETITIONS

- a. Excessive use of a whip on any horse in a stall, runway, schooling area, competition ring or elsewhere on the competition grounds, before or during a competition, by any person. Except in emergency situations, any striking of the horse's head (on the poll and forward of the poll) with the whip shall be deemed excessive.
 - b. Rapping the legs of a horse with the butt end of a riding crop or other implement.
 - c. Use of any substance to induce temporary heat.
 - d. Manual poling with any object other than a bamboo pole.
 - e. Use of a wire or chain in conjunction with any schooling jump.
 - f. Use of electric device in schooling or showing.
 - g. Use of shackles, hock hobbles and similar devices (not to be construed as rubber or elastic exercising devices).
 - h. Showing a horse with raw or bleeding sores around the coronets, pasterns or legs.
 - i. Use of any explosive (e.g., fire crackers, torpedoes, fire extinguishers except in case of fire, etc.) or laser beam devices anywhere on the competition grounds, except in an exhibition or if required in class specifications.
 - j. Withholding of feed and water for prolonged periods.
 - k. Letting blood from a horse for other than diagnostic purposes.
 - l. Inhumane treatment of a horse in a stall, runway, schooling area, competition ring or elsewhere on the competition grounds, by any person.
 - m. Use of any object that prevents the horse's ability to close his mouth. (Exception: use of an oral speculum by a veterinarian or equine dentist to provide legitimate dental/oral medical care.)
 - n. Soreing and/or the use of an action device on any limb of a Tennessee Walking Horse, Racking Horse, or Spotted Saddle Horse (each a breed not recognized by the Federation) in any class at a Federation Licensed Competition is prohibited. An action device is defined by the USDA as any boot, collar, chain, roller, or other device that encircles or is placed upon the lower extremity of the leg of a horse in such a manner that it can rotate around the leg or slide up and down the leg so as to cause friction or strike the hoof, coronet band, fetlock joint or pastern of the horse. (Protective bell boots or heel boots are specifically excluded from this definition). The use of a weighted shoe, pad, wedge, in conjunction with a hoof band or other device or material (commonly referred to as a performance package) placed on, inserted in, or attached to any limb of a Tennessee Walking Horse, a Racking Horse, or Spotted Saddle Horse (each a breed not recognized by the Federation) constructed to artificially alter the gait of such a horse, and which are not protective or therapeutic in nature, in classes at a Federation Licensed Competition is prohibited.
5. Any action(s) against a horse by a competitor or an exhibitor, which are deemed excessive by a judge, Federation steward, technical delegate or competition veterinarian, in the competition ring or anywhere on the competition grounds may be punished by official warning, elimination, or other sanctions which may be deemed appropriate by the Show Committee. Such action(s) could include, but are not limited to excessive use of the whip, spurs, or bamboo poles. Competitors and exhibitors have the right to contest any action taken pursuant to GR839.5 by filing a protest or grievance pursuant to Chapter 6 of the Rules for hearing and determination by the Hearing Committee.

GR840 Attention Getting Devices

Attention getting devices &/or other noisemakers (including but not limited to tape measures, blow horns, altered bamboo poles, explosives, etc.) are not allowed in and around the make up/schooling/warm-up and competition rings during scheduled competition sessions. (Except for the National Show Horse division.) Use of explosives and fire extinguishers by or for exhibitors/competitors (except in the case of fire) is not allowed on competition grounds at any time. (See also GR839.4i)

GR841 Soundness

Unless specific division rules state otherwise, all animals except stallions and mares in Breeding classes must be

serviceably sound for competition purposes i.e., such animal must not show evidence of lameness or broken wind. Animals with complete loss of sight in either eye may be found serviceably sound at the Judge's discretion, except in a class over fences where a Judge may ask a rider to change horses.

GR842 Falls

The fall of horse and/or rider does not disqualify the competitor unless due to bad manners of the horse. Exception: Andalusian (see AL101.14), Dressage, Driving, Eventing, Equitation, Hunter, Jumper, Reining, Vaulting and Western classes, in which specific rules prevail.

GR843 Mandatory Reporting and Cooperation of Horse/Pony Collapse

This rule applies to collapses of horses/ponies. For purposes of this rule, a "collapse" is defined as a fall to the ground with no apparent cause at any time from when entries arrive at the venue until departure from the venue. Other falls are not considered to be a collapse and are defined in GR122 and specified division rules. Refer to GR1034.4 for reporting requirements for all other falls and accidents.

1. The trainer as defined in GR 404, or the owner if the trainer is unavailable, or the rider if the trainer and owner are both unavailable, shall notify the Steward/Technical Delegate as soon as possible but no later than three hours after such occurrence of any collapse of a horse or pony. When a collapse occurs outside of competition hours or before the competition begins, notification must occur as soon as possible but no later than three hours after the Steward/TD reports to the show or returns to duty.
2. The Steward/TD shall report to Competition Management and the Federation within one hour of notification of a collapse.
3. In addition to the duties set forth in GR 1034.4, the Steward/TD shall file an Accident/Injury/Equine Collapse Report Form or Equine Fatality Report Form with the Federation within 24 hours of notification, except in exceptional circumstances such as no internet access at the venue.
4. The Federation, at its expense, may appoint a veterinarian to inspect the horse or pony that has collapsed and provide a full report to the Federation. Refusal to submit an animal for examination by an authorized veterinarian after due notification shall constitute a violation of this rule.
5. Any horse or pony that collapses at a licensed or endorsed competition is subject to drug and medication testing in accordance with Chapter 4 of these rules. In the absence of a Federation testing veterinarian, a veterinarian appointed under paragraph 4 (above) or the official competition veterinarian is authorized to collect and submit fluid samples in accordance with these rules.
6. The rider, owner, and trainer as defined in GR 404 shall cooperate with the Federation as to any investigation it undertakes with respect to a collapse or death of a horse/pony. This includes providing information requested by the Federation within 10 days of the request.

GR844 Poling

1. If a Licensed Competition allows manual poling and the relevant state laws do not prohibit such practices, it must be done in the designated schooling areas. Manual poling is prohibited for all horses competing in Jumper classes at Regular Competitions. Horses found to be in violation of these rules by the Competition Steward or other Federation official shall be eliminated/disqualified from competing within the upcoming 24-hour period and shall forfeit all entry fees for such competition. In addition after consultation between Competition Management, the Steward, or other official involved, and a senior judge in the Jumper division additional penalties including disqualification from the balance of the competition may be imposed. Exception: Eventing Division (see EV111.2); Jumpers (see JP103.1).
2. Single poles of bamboo only (not rattan or any other material) must be used, and may not be filled with sand or any other foreign substance. They may be taped to prevent splitting but they may not be wired, contain tacks or have

GR8 - CONDUCT OF COMPETITIONS

a diameter of over 2" at the large end. Pole must be held by one person only, using either one or two hands. Pole shall not be supported by any other means (i.e., standard, cup, or ring fence). There shall be no ropes, lunge reins or any other devices attached to said poles. Exhibitors must furnish their own poles and no other object may be manually employed.

3. Manual poling is permitted at a vertical fence only but a bamboo pole may be used as an off-set bar at either a vertical or spread fence. An off-set bamboo pole is one which is placed at any height behind or in front of the elements of the obstacle itself instead of being placed in the same vertical plane or planes. The length of the "off-set" bamboo pole may not exceed the length of the obstacle's rails. No other form of off-set or false ground line (ground line cannot be behind the vertical plane of the face of the fence or more than 3 feet in front, any trotting rail or placement pole may not be less than 8' to fence) is permitted. The spread fence must be jumped in the right direction.
4. Violators will be automatically penalized by elimination of the horse involved from the class in which it is participating and the next succeeding class in which it is entered. If the violation occurs after the horse has completed its performance in a class or between classes, it will be eliminated from the next two succeeding classes in which it is entered. All such violations must be recorded in the Steward's Report and, if cruelty or abusive behavior is evident, it will be reviewed by the Hearing Committee for such action as may be deemed appropriate to the particular circumstances.

GR845 Equine Vaccination Rule

1. At Federation licensed competitions horses, more than 7 months of age, entering the grounds must be accompanied by documentation of Equine Influenza Virus and Equine Herpes Virus (Rhinopneumonitis) vaccinations within six months prior to entering the stables. Horses not in compliance with this rule may be required to leave the competition grounds upon request by Competition Management. Documentation should consist of one of the following methods mentioned below. The frequency of vaccine administration should be per the vaccine manufacturers' or veterinarian's recommendations. It is recommended that vaccines are administered by or under the direction of a veterinarian.
2. In the case of vaccines administered by a veterinarian, the exhibitor, upon request by Competition Management, must provide documentation from the veterinarian on documenting that the horse in question received the vaccinations; name of the vaccines and date of vaccine administration.
3. In the case of vaccines administered by a person other than a veterinarian, the exhibitor, upon request by Competition Management, must provide a receipt of the vaccine purchase which is signed by the owner, or agent with care, custody, and control of the horse; name, serial number and expiration date of the vaccine; and date of vaccine administration.
4. In the case of a horse that is unable to receive either of the vaccinations due to a history of adverse reactions, the exhibitor, upon request by Competition Management, must provide a letter from the veterinarian on official letterhead stating that the horse in question cannot be vaccinated due to medical concerns and a log of temperatures taken twice daily for the seven days prior to entering the competition grounds. These horses must also have their temperature taken and logged twice daily while on the competition grounds. The log of temperatures should be provided to the Competition Management, steward, or technical delegate when requested.
5. Competition Management may not amend or enhance vaccination requirements without prior approval of the Veterinary Committee. *BOD 1/17/15 Effective 12/1/15. BOD 1/16/16 Effective 4/1/16*

CHAPTER 9 COMPETITION PRIZE LISTS AND ENTRIES

SUBCHAPTER 9-A PRIZE LISTS

GR901 Requirements

GR902 Class Specifications

GR903 Preliminary Correction Service

GR904 Changes in Prize List

GR905 Entry fees

SUBCHAPTER 9-B ENTRY BLANKS

GR906 Requirements

SUBCHAPTER 9-C SUBMISSION, ACCEPTANCE, AND REFUSAL OF ENTRIES

GR907 Requirements

GR908 Agreement

GR909 General

GR910 Post Entries

GR911 Substitutions

GR912 Cancellation and Withdrawal of Entries

GR913 Unpaid Entries

GR914 Refusal of Entries

GR915 Limiting Entries

GR916 General Conditions

CHAPTER 9 COMPETITION PRIZE LISTS AND ENTRIES**SUBCHAPTER 9-A PRIZE LISTS****GR901 Requirements**

See GR1212 for procedures regarding submitting prize lists to the Federation office. The prize list of every Licensed Competition must contain the following:

1. Federation Page. This must be printed in its entirety and placed in a conspicuous position in the prize list of each Licensed Competition in typeface large enough to be easily legible. If a Licensed Competition prints a catalogue, the Federation page must be included and the competition is urged to instruct its announcer to invite the attention of spectators to this page at each session.
 2. Classification of competition and level or ratings of divisions or sections on the Federation Page.
 3. Entry blank, which must contain the rule to be signed by each exhibitor, rider, driver, handler, coach and trainer(s), or his/her agent(s). (See GR908).
 4. Names of the officiating judges with the division(s) in which they will adjudicate and the names of the Federation stewards or technical delegates, provided they have accepted to serve. (See GR706.1j) Both division and sections to be adjudicated must be listed for breed division judges, provided they have accepted to serve. (See GR 706.1j)
 5. List of competition officials. (See GR113).
 6. The name of the Licensee (see GR132 and GR304.2) and the name of the Chief Executive Officer or the person with the largest ownership interest.
 7. The name of the Hunter and Jumper and/or Trail course designer or responsible person. Exception: Arabian, American Saddlebred, Morgan and Andalusian/Lusitano divisions.
 8. The name of the veterinarian and, if on call, the phone number where he can be reached during the competition. If not known, the prize list must state where the information will be posted during the competition. **If not included in the prize list, competition management must submit to the Federation the designated competition veterinarian's contact information no less than seven (7) days prior to the start of competition. BOD 1/16/16 Effective 4/1/16**
 9. The following statement must be published in BOLD TYPE for all Regular Competitions; Eventing Competitions at the Preliminary Level or above, Combined Driving Competitions at the Advanced Level, Dressage Competitions, Endurance Rides and Vaulting Competitions:
(See GR828.4 of the Federation rules).
- Life, senior active and junior active members shall be eligible to participate in all classes at Regular Competitions, Eventing Competitions at the Preliminary Level or above and Combined Driving Competitions at the Advanced Level, Dressage, Reining and Vaulting Competitions and Endurance Rides. A non-member may participate as a handler, rider, driver, owner, lessee, agent, coach or trainer at Regular Competitions, Eventing Competitions, Dressage Competitions, Reining Competitions and Combined Driving Competitions upon payment of a \$30 Show Pass fee. Participants in the following classes are exempted from the Requirements of this rule: 1) leadline; 2) exhibitions; 3) games and races; 4) classes for 4-H members; 5) walk trot and academy classes (academy classes are classes limited to horses used regularly in a lesson program); 6) USDF introductory level tests, pas de deux and quadrille classes; 7) NRHA Endorsed Reining Competitions. 8) Opportunity classes, 9) citizens of other nations who have proof, in English, of current membership in good standing of their own National Federation, 10) USEA beginner novice division; and 11) assistant handlers in Dressage Sport Horse Breeding classes.
10. Complete class description and judging specifications for all classes offered that are not included in this Rule Book must either be included in the Prize List or referred in the Prize List to a conspicuous place on the competition's web site.
 11. Statement as to entry fees, prizes offered in each class and Show Pass fees pursuant to GR206 which the

Federation is assessing certain participants who are not current members of the Federation. If a licensed competition's prize list does not state whether or not the competition will refund entry fees in the event of cancellation of classes due to severe weather or other emergency, refunds of entry fees must be made upon written request by the exhibitor within 30 days of the cancellation. See GR832.

12. Statement as to Federation fee (see GR208.1).
13. Statement as to when and how prize money will be paid.
14. Statement concerning post entries.
15. A tentative schedule of classes, by sessions.
16. Statement as to which of the Federation Medal Classes, Federation Equitation Classes and USEF/USDF Qualifying Classes are to be offered.
17. Statement concerning a particular system of judging to be used. In the American Saddlebred Horse Division, the particular three-judge system to be used must be specified.
18. The exact date and location of competition.
19. A map and/or directions to the competition grounds.
20. For Local Competitions, the designation Local Competition must be on the cover.
21. Stabling.
 - a. Statement as to type of stabling and whether stall doors will be provided.
 - b. The prize list for competitions offering "A" rated Hunter sections must state that stabling will be offered and the cost must be included on the entry blank.
22. Statement as to method for establishing a jumping order for jumper classes.
23. Statement as to method for breaking ties for other than first place in jumper classes.
24. The prize list for competitions offering A rated sections and/or Jumper sections of \$10,000 or more, must be printed and available to exhibitors at least 21 days prior to the closing date of entries. For competitions offering a Jumper Class of \$25,000 or more, the prize list must be printed and available to exhibitors at least 30 days prior to the closing date of entries. Upon request, a copy of the competition's prize list must be provided by mail at no cost to the exhibitor.
25. All competitions must state the type of footing available in warm-up areas and competition arenas. The dimensions of the competition arenas must also be stated.
26. Competitions offering Dressage or Western Dressage classes must state the type of footing available in Dressage or Western Dressage warm-up arenas and Dressage or Western Dressage competition arenas.
27. If Jumper sections are offered which are not covered within the definitions contained in Chapter JP, full specifications (including eligibility requirements) must be contained in the prize list.
28. If Championships are offered in the Jumper Division, the prize list must state the method of determining those Championships (see JP110). If the Jumper Division offers Stake Classes, or other classes for which horses must qualify during the competition, the means of determining qualification must be stated in the prize list.
29. GR1301.7 must be published in the prize list in its entirety.
30. If local laws are more restrictive than the requirements of GR801 relating to protective headgear, the Licensee is required to publish the more restrictive local law (which shall control) in the prize list.
31. At competitions where the official veterinarian is on call, the prize list must include the time period when the veterinarian will be available to conduct measurements. If the veterinarian is required to measure at any time other than as stated in the prize list, the owner is responsible for paying veterinarian fees. See DR135.4-5 for more information on measurements at Dressage Competitions.
32. The Federation Prize List must direct competitors to the FEI Definite Schedule for information on FEI classes or include the FEI Definite Schedule in the Prize List. The Federation Prize List may identify the FEI Event Category (ies), Level (i.e. CSI2*, CDI-W, etc.), and include the FEI classes in the tentative time schedule but for all other FEI

GR9 - PRIZE LISTS

technical information, competitors must be directed to the FEI Definite Schedule. Individual discipline omnibus' are exempt from this rule provided they direct competitors to the FEI Definite Schedule. *BOD 1/17/15 Effective 12/1/15*

GR902 Class Specifications

1. All classes offered at Licensed Competitions for which specifications appear in the Rule Book must be governed by current specifications, to the end that uniformity will prevail in the competition and in the adjudication. To cover any omission it is recommended that the prize list contain the following statement in a prominent position: "EVERY CLASS OFFERED HEREIN WHICH IS COVERED BY THE RULES AND SPECIFICATIONS OF THE CURRENT FEDERATION RULE BOOK WILL BE CONDUCTED AND JUDGED IN ACCORDANCE THEREWITH."
2. A Licensed Competition is not limited to classes listed in the Rule Book. If a special class is offered which is not included in the Rule Book, the prize list or competition web site must furnish detailed specifications.
3. All classes (rated or unrated) to be held on a Federation licensed date are governed by all applicable Federation rules. No unrecognized classes can be held on any Federation licensed date, except
 - a. Horse Trials at Eventing Competitions below the Preliminary Level,
 - b. Eventing Tests at all levels
 - c. Combined Driving below the Advanced Level
 - d. Classes at Regular or Local Competitions restricted to breeds or disciplines whose rules are not included in the USEF rulebook
 - e. Non-affiliated National Breed or discipline association classes
 - f. Vaulting levels/classes below A-Team, Gold, Silver and Pas de Deux
 - g. Academy classes
 - h. Qualifying classes for Youth Reining classes or Reining classes at USA Reining and NRHA approved competitions.
 - i. Exhibitions for which there are no breed or division rules
 - j. These above named classes/levels can be held as unrecognized only provided a separate entry blank is used and the prize list and/or Omnibus clearly states that the classes are not recognized by the Federation. See GR305.
 - k. Exception: FEI rules take precedence as to international classes and events over Federation rules at all FEI Sanctioned Competitions. Federation rules take precedence as to national classes and events which are not FEI Sanctioned at FEI Sanctioned Competitions. In connection with Endurance Riding Events, the Federation shall nationally enforce the prohibition of the gastric ulcer medications ranitidine and meprazole, in accordance with GR410. See GR305.

GR903 Preliminary Correction Service

A draft of a prize list may be sent to the Federation for advance corrections and suggestions, provided two copies are submitted and at least two weeks are allowed to make a thorough analysis. There is no fee for this service for competitions in their first two years of membership; but thereafter a fee of \$10 for each competition day or \$50 maximum will be charged. The fee must accompany the two drafts.

GR904 Changes in Prize List

If the prize list must be changed after it has been distributed to potential exhibitors the following procedures must be followed. Notification of specific changes to a prize list must be made to the Federation and exhibitors via email or mail as well as being posted on a competition's website. This will serve as notification for the requirements of this rule. In the cases where electronic communication is not available, then notification must be made as specified under this rule.

1. If errors are discovered or changes made up to 10 days prior to the closing of entries, notify potential exhibitors in

writing of the specific changes.

2. If errors are discovered or changes made after that date, notify exhibitors on receipt of entries, and in writing when they arrive at the competition of the specific changes.
3. If classes are omitted or premiums decreased, notify only affected exhibitors 5 days prior to the competition in writing, by e-mail or by wire, thereafter these classes cannot be reinstated. In this instance, entry fee refunds must be given in all cases. (For Jumper Division, see JP108.2)
4. If classes are added or premiums increased, unless required under division rules, notify potential exhibitors in writing, by e-mail or by wire at least 5 days prior to the competition. Post entries must be accepted in such classes without a post entry penalty fee.
5. If the change in (3) or (4) adds a new division or section or alters a division's or section's rating, permission therefore must be obtained from the Federation at least 30 days prior to adoption.
6. Competitions are allowed to add additional classes from the following divisions as competition management deems necessary: Andalusian/Lusitano, Arabian, Connemara, Friesian, Hackney, Morgan, National Show Horse, Roadster, **Paso Fino**, Saddle Seat Equitation, American Saddlebred and Shetland. Unrated Hunter classes may be added as competition management deems necessary. If classes are added less than 5 days prior to the competition (See GR904.4), competition management must advise exhibitors of the additions upon check in, post notices in the competition office, and make the appropriate announcements during the competition. *BOD 1/16/16 Effective 4/1/16*

GR905 Entry fees

An established entry fee figure must be clearly stated in the prize list for all Hunter classes. Once that figure has been printed it may not be changed regardless of the number of entries shown.

SUBCHAPTER 9-B ENTRY BLANKS

GR906 Requirements

1. The entry blank of each Licensed Competition must contain the name, age (if nine years or over, the term aged may be used), sex, color and in case of all horses four years old or over, the height of each horse entered in any class. This information is not required for Four-in-Hand, Team, Collection, Championship and other classes in which the conditions state that the entry need not be named.
2. For disciplines recognized by the FEI at non-breed-restricted events, the entry blank of each Recognized competition must contain the citizenship of the riders, drivers and vaulters.
3. The entry blank must contain a space for an emergency contact phone number.
4. The entry blank or prize list of each licensed competition must contain the following statement ("Federation Entry Agreement"), printed as below; failure of a Licensed competition to print this rule on every entry blank or prize list and to require that the entry blank be signed constitutes a violation of the rules and the competition is liable to penalty under GR707. If the Federation Entry Agreement is printed only in the prize list, the entry blank must contain the following abbreviated statement in lieu of the entire rule:

Federation Entry Agreement

I have read the United States Equestrian Federation, Inc. (the "Federation") Entry Agreement (GR906.4) as printed in the Prize List for [insert name here] ("Competition") and agree to all of its provisions. I understand and agree that by entering this Competition, I am subject to Federation Rules, the Prize List, and local rules of the competition. I agree to waive the right to the use of my photos from the competition, and agree that any actions against the Federation must be brought in New York State.

The complete statement is as follows:

FEDERATION ENTRY AGREEMENT

By entering a Federation-licensed Competition and signing this entry blank as the Owner, Lessee, Trainer, Manager, Agent, Coach, Driver, Rider, Handler, Vaultor or Longeur and on behalf of myself and my principals, representatives, employees and agents, I agree that I am subject to the Bylaws and Rules of The United States Equestrian Federation, Inc. (the "Federation") and the local rules of the competition.

I agree to be bound by the Bylaws and Rules of the Federation and of the competition. I will accept as final the decision of the Hearing Committee on any question arising under the Rules, and agree to release and hold harmless the competition, the Federation, their officials, directors and employees for any action taken under the Rules.

I represent that I am eligible to enter and/or participate under the Rules, and every horse I am entering is eligible as entered.

I also agree that as a condition of and in consideration of acceptance of entry, the Federation and/or the Competition may use or assign photographs, videos, audios, cablecasts, broadcasts, internet, film, new media or other likenesses of me and my horse taken during the course of the competition for the promotion, coverage or benefit of the competition, sport, or the Federation. Those likenesses shall not be used to advertise a product and they may not be used in such a way as to jeopardize amateur status. I hereby expressly and irrevocably waive and release any rights in connection with such use, including any claim to compensation, invasion of privacy, right of publicity, or to misappropriation.

The construction and application of Federation rules are governed by the laws of the State of New York, and any action instituted against the Federation must be filed in New York State. See GR908.4.

SUBCHAPTER 9-C SUBMISSION, ACCEPTANCE, AND REFUSAL OF ENTRIES

GR907 Requirements

1. When Entries are based strictly on a first-come, first-served basis: if the prize list restricts entries to mailed entries it must specify that entries may only be received by mail postmarked on or after a specified date which must be at least two weeks subsequent to the issuance of the prize list; if entries are to be made by other means (e.g. by hand, by fax, email or other electronic submission) that must be clearly specified in the prize list together with the earliest date for receipt which must be at least two weeks subsequent to the issuance of the prize list; competition management must maintain and make available for examination accurate records regarding proof of receipt of entries (e.g. postmarks, fax, email and other electronic transmittal records, hand delivery receipts); the prize list must further specify that entries will be accepted based solely on the priority of receipt of entries, and that ties regarding entries received at any time on the same day will be broken by lot on a date, time and location specified in the prize list with the right of any potential entrant to be present in person or by representative at the drawing of lots.
2. In Breeding classes (except Dressage/Sport Horse Breeding), provided a stud book exists for the horse in question, each horse must be registered in the recognized stud book of the breed and its registered number, sire and dam must be given on the entry blank. Horses competing in Dressage Sport Horse Breeding (DSHB) classes are not required to be registered with any stud book, but if a horse is registered with any breed, the name of the breed, sire, dam, dam sire and breeder must be given on the entry blank. For unregistered horses competing in DSHB classes, the above information is strongly recommended, if available.
3. Horses over two years of age must be named and the same name must be listed in all classes except those that permit nominations after the close of entries. If a horse has been recorded it must be entered under its original recorded name unless the name has been officially changed under the provisions of GR1101. It must also be entered under the name of the owner or lessee of record, or of the registered exhibitor name, which must appear in the catalogue. When entered by an agent, the owner's name or lessee's name must also be given.

4. Misrepresentation of a horse's identity, name, height, age, eligibility for the class, registered or recorded number or other information on an entry blank for the class in question results in the exhibitor's forfeiture of any ribbon, trophy, cash prize or other award won by such misrepresented or substituted animal. For Dressage Competitions, any documentation such as negative EIA certification that is required for entry to a competition must list the same horse name and description as is listed on the entry blank and on the USEF horse identification or recording documents. The exhibitor is liable for further penalty as described in GR703.
5. Misrepresentation of the identity of the trainer responsible for the training, custody or performance of a horse by any person shall constitute a violation of the rules (see also GR147).

GR908 Agreement

1. Every entry at a Licensed Competition constitutes an agreement that the person making it, owner, lessee, trainer, manager, agent, coach, driver, rider, handler, vaulter, longeur, and the horse are subject to the Bylaws and the rules of the Federation and the local rules of the competition. Exhibitors are cautioned to abide by restrictions concerning exhibiting horses before judges as provided for in GR1304. Participants utilizing an online entry system for a Licensed Competition do so with the agreement that they have read the Official Prize List and agree to follow all the class specifications, requirements and conditions in the Official Prize List.
2. Every exhibitor, rider, driver, handler, vaulter, longeur, coach and trainer or his/her agent(s) must sign an entry blank. In the case of a rider, driver, handler, vaulter or longeur under the age of 18, his/her parent or guardian, or if not available, the trainer, must sign an entry blank on the minor's behalf. Unless specifically provided otherwise by law, any of the above persons may alternatively sign an entry blank in electronic form which shall have the same validity, force and effect as a signature affixed by hand. If any of the above persons fails to do so, his/her first entrance into the ring as an exhibitor, rider, driver, handler, vaulter or longeur shall be construed as his/her acceptance of the rules of the competition involved and of the Federation and shall ipso facto render him/her subject to said rules. Upon the failure of an owner, trainer, rider, driver, handler, vaulter, longeur, coach or agent(s), or parent or guardian or trainer of a minor rider, driver, handler, vaulter or longeur, to sign an entry blank as required, and upon confirmation of any such violation(s) by the steward or secretary of the competition, such person(s) shall be subject to an automatic fine of \$250 imposed for each such violation.
3. Violation of the rules in connection with entries may be cause for disqualification of the exhibitor, rider, driver, handler, vaulter, longeur, coach and trainer by the Directors of the Licensed Competition (see GR1218.4) and for report to the Federation.
4. The Federation, incorporated in 2003, is a New York Not-For-Profit corporation. Pursuant to Chapter 6, the construction and application of Federation rules are subject to the laws of the State of New York. It is expressly agreed by and between the Federation and its members and any other persons in any way participating or in any way seeking to participate in a Licensed Competition or otherwise utilizing or seeking to utilize the privileges or services of the Federation, that any lawsuit (except for an arbitration pursuant to Bylaw 705 of the Federation) brought against the Federation by or on behalf of any such member (whether or not still a member at the time such suit is brought), or by or on behalf of any such person, shall be commenced and adjudicated only in the United States District Court for the Southern District of New York or in the Supreme Court of the State of New York, County of New York, to the exclusion of the courts of any other jurisdiction or venue.
5. The entry blank of each Licensed competition must contain the following USEF RELEASE as printed below, in an easily visible location, separated from any other language on the entry blank, and appearing immediately above or next to the required signatures as specified in GR908.2. No other material may come between this RELEASE and the required signatures.
6. All USEF fees appearing on the entry blank must be grouped together in one section of the page, preferably in a box separating them from other fees.

Release, Assumption of Risk, Waiver and Indemnification

This document waives important legal rights. Read it carefully before signing.

I AGREE in consideration for my participation in this Competition to the following:

I AGREE that “the Federation” and “Competition” as used herein includes the Licensee and Competition Management, as well as all of their officials, officers, directors, employees, agents, personnel, volunteers and Federation affiliates.

I AGREE that I choose to participate voluntarily in the Competition with my horse, as a rider, driver, handler, vault-er, longeur, lessee, owner, agent, coach, trainer, or as parent or guardian of a junior exhibitor. I am fully aware and acknowledge that horse sports and the Competition involve inherent dangerous risks of accident, loss, and serious bodily injury including broken bones, head injuries, trauma, pain, suffering, or death. (“Harm”).

I AGREE to hold harmless and release the Federation and the Competition from all claims for money damages or otherwise for any Harm to me or my horse and for any Harm of any nature caused by me or my horse to others, even if the Harm arises or results, directly or indirectly, from the negligence of the Federation or the Competition.

I AGREE to expressly assume all risks of Harm to me or my horse, including Harm resulting from the negligence of the Federation or the Competition.

I AGREE to indemnify (that is, to pay any losses, damages, or costs incurred by) the Federation and the Competition and to hold them harmless with respect to claims for Harm to me or my horse, and for claims made by others for any Harm caused by me or my horse while at the Competition.

I have read the Federation Rules about protective equipment, including GR801 and, if applicable, EV114, and I understand that I am entitled to wear protective equipment without penalty, and I acknowledge that the Federation strongly encourages me to do so while WARNING that no protective equipment can guard against all injuries.

If I am a parent or guardian of a junior exhibitor, I consent to the child’s participation and AGREE to all of the above provisions and AGREE to assume all of the obligations of this Release on the child’s behalf.

I represent that I have the requisite training, coaching and abilities to safely compete in this competition.

I AGREE that if I am injured at this competition, the medical personnel treating my injuries may provide information on my injury and treatment to the Federation on the official USEF accident/injury report form.

BY SIGNING BELOW, I AGREE to be bound by all applicable Federation Rules and all terms and provisions of this entry blank and all terms and provisions of this Prize List. If I am signing and submitting this Agreement electronically, I acknowledge that my electronic signature shall have the same validity, force and effect as if I affixed my signature by my own hand.

SEE PRO FORMA AT END OF THIS RULE

GR909 General

1. Entries must be made in writing and signed by the (1) exhibitor (2) the rider, driver, handler, vaulter or longeur, (3) the trainer, and (4) the coach, if applicable, or by the agent(s) of such person(s) and must be accompanied by funds to cover entry fees, stall fees and Federation fee (see GR208.1). In the case of a rider, driver, handler, vaulter or longeur under 18, his/her parent or guardian, or if not available, the trainer, must sign an entry blank on the minor’s behalf. Or: by transmitting the required entry data to a designated collection agent via the internet, accompanied by a valid credit card payment to cover entry fees, stall fees, Federation fee (see GR208.1) and applicable processing fees, and including the name(s) of the (1) exhibitor, (2) rider, driver, handler, vaulter or longeur, (3) the trainer, and (4) the coach, if applicable. The secretary of the competition will accept such an entry as complete (see 1.1 below).

a. In the case of on-line entries, no competition number will be issued until the Competition Secretary has received an entry form, the signatures of the (1) exhibitor, (2) the rider, driver, handler, vaulter or longeur, (3) the trainer,

and (4) the coach, if applicable, or of the agent(s) of such person(s). In the case of a rider, driver, handler, vaulter or longeur under 18, his/her parent or guardian, or if not available, the trainer must sign an entry blank on the minor's behalf.

- b. Submission of on-line entry accompanied by a valid credit card or other type of electronic payment shall be construed to be acceptance by the person(s) named in the entry of the provisions of GR906-GR908 and GR911-GR914.
 - c. Electronic signatures on an entry form and in online entry systems must be submitted and accepted in compliance with applicable laws in the location where the competition is held.
2. In the event that a catalogue contains a statement as to an entry not in accordance with the exhibitor's original entry blank, it is the duty of the Show Committee to take all steps necessary, including public announcement, to correct the error, giving precedence to the exhibitor's entry blank and not the catalogue in error, as authority.
 3. In the Dressage or Western Dressage Division and for open dressage or western dressage classes at Regular and Local Competitions, all entries received by the closing date of entries shall be acknowledged by the competition secretary. (Note: This would include DSHB, but not breed-restricted dressage classes.)

GR910 Post Entries

1. Post entries are any entries made after the advertised closing date.
2. Post entries should not be encouraged in classes listed in the prize list since this practice often results in unfair competition, confusion during the competition, inability to collect the proper fees, extreme difficulty in recording winnings of horses not listed in the catalogue and disruption of the time schedule. Furthermore, the exhibitor and his horses are worthy of having their names in the program. In the interest of good sport, a Show Committee is strongly urged to require that entries be made in advance and printed in the catalogue. This does not apply, however, to classes in which the prize list states that post entries will be accepted, such as pairs of saddle horses, hunt teams, etc.
3. When a Licensed Competition does not accept post entries it must be stated in the prize list and no exceptions can be made.
4. When a Licensed Competition does accept post entries it must be stated in the prize list and post entries can only be accepted prior to the starting of the class and upon signature of exhibitor or his agent and trainer.

GR911 Substitutions

1. Substitution of a horse may not be made after the announced date of the closing of entries, except in classes where more than one horse represents an entry (i.e., Pairs, Teams, Tandems). In such cases substitution of one horse may be made provided a veterinarian's certificate of disability is submitted. (Exception: Friesian) (Local Competitions exempt).
2. If a horse is sold or injured after the closing of entries, Competition Management may allow an exhibitor to post enter another horse in the same class but the new entry must be given another number.
3. Substitution of a rider or driver or longeur may be made during a class only under the following conditions:
 - a. in case of injury to or illness of the original rider or driver or longeur;
 - b. in a Combination class unless the prize list states that the same rider or driver is required for the entire class;
 - c. in a Reining division when one rider may show several horses in the individual workout. See RN101.5.
4. Substitution of rider is not allowed in Equitation classes.

GR912 Cancellation and Withdrawal of Entries

1. A Licensed Competition may adopt its own policy covering the refunding of fees to an exhibitor who cancels his entries after the official closing date and prior to the competition's beginning. If a Licensed Competition does not specify its refund policy in the prize list, refunds are required to be made for entries cancelled before the

GR9 - PRIZE LISTS

- competition begins, upon written request by the exhibitor within 30 days of the competition.
2. A Licensed Competition can set the penalty governing an exhibitor who is permitted to cancel his entries or withdraw from the competition. Such penalty applies only at the competition in question. See GR1305.
 3. Competition management must refund any entry fees, (stabling and processing fees exempted) paid in advance by an exhibitor for any horse(s) which is subsequently named to an official US team, participation on which will prevent him/her from competing in that competition.
 4. After the competition starts, if a rider is unable to compete due to illness or injury, class fees will be refunded upon presentation of a doctor's certificate unless otherwise stated in prize list. Stall fees and office fees need not be refunded.

GR913 Unpaid Entries

1. Any Competition Licensed or endorsed by the Federation which accepts entries without the payment of the required fees, does so at its own risk and the Federation will not be responsible for the collection of fees (See also GR1213.10). However, if a person makes payment for fees which is not negotiable, the Licensed Competition, after first contacting the individual at least once in writing (with delivery confirmation), may report the name and address of the person in writing to the Federation within 150 days of notification of denied payment, (See GR1213.1) giving the names of the horses and the names and complete addresses of the owners for which the non-negotiable funds were to cover, a copy of the entry blank, a copy of the front and back of the check or receipt with credit card information and signature, and a copy of the delivery confirmation showing the competition's attempt to notify the individual of the non-negotiable payment. The amount of all fees for each horse must be itemized. On receipt of such notice, the Federation will notify said person, of his or her indebtedness to the competition as well as the imposition of a processing fee in the amount of \$50 payable to the Federation. If the person fails to make settlement with the competition and/or the Federation within 30 days from the date of the notice from the Federation, he or she will be fined the additional sum of \$250 payable to the Federation and he or she and any horses owned by him or her and any horses and/or persons for which the non-negotiable sums have been paid will automatically be barred from taking any part whatsoever in any competition Licensed or endorsed by the Federation until settlement is made both of indebtedness to the competition and to the Federation. If the indebtedness to the competition is paid within thirty days of the notice from the Federation and only the \$50 processing fee is not paid to the Federation within that timeframe, the Federation will assess a \$250 fine and the suspensions as referenced above will remain until the debt to the Federation is paid in full. Publication of the suspension will be published on the Federation's website. Exception: Persons who are engaged to compete on horses owned by individuals with whom they have no current business relationship regarding the ongoing training, care, custody, or control of the horse are not responsible for indebtedness under this rule provided that said persons have not tendered the non-negotiable payment.
2. If the person disputes that the amounts in question are owing or unpaid, he or she may request a review of these issues before the Hearing Committee provided a written statement specifying the grounds for a review, accompanied by a fee of \$100 (which will be refunded if the dispute is settled in favor of said person) is received at the Federation's office within said 30 day period. The Hearing Committee is the only entity that can waive the fines assessed as the result of this rule.
3. In the event a person is reported three or more times for making unnegotiable payment for entry fees, etc., to any competition Licensed or endorsed by the Federation, he is, after a hearing, subject to further disciplinary action.

GR914 Refusal of Entries

1. In addition to entries of persons suspended or expelled from the Federation, a Licensed Competition may refuse any entry of an exhibitor or the participation of any agent, trainer, rider, driver or handler who has shown an objectionable attitude or behavior at a Licensed Competition or towards its management, which management is able

to substantiate, or previous unsportsmanlike behavior at a Licensed Competition which management is able to substantiate.

2. A competition licensed by the Federation and an affiliate association may refuse the entries of horses and riders in Maiden, Novice, Limit and Green classes if they are ineligible under the rules of the Affiliate Association, except for:
 - a. A class open to horses in a specified area (Examples: State Championship, New England Championship, and Kentucky-bred horses).
 - b. A class where the winnings form part of a total score in a competition for a trophy,
 - c. Classes in which the identical award may also be competed for at another Licensed Competition.
 - d. Classes counting for USEF Horse of the Year Awards.
3. If a horse is withdrawn or eliminated from competition during a horse inspection at any FEI licensed competition, it is prohibited from competing at any concurrently held Federation licensed competitions within 48 hours following the FEI Horse Inspection. *BOD 1/16/16 Effective 4/1/16*

GR915 Limiting Entries

1. Management can limit the number of horses entered by an owner and the number of horses ridden by a rider.
2. Any competition that sets restrictive criteria for accepting entries and/or offers classes or events which are part of a league, series or other ranking or award system must do so by meeting the applicable requirements described below:
 - a. Based strictly on a First-Come, First-Served basis (See GR907.1) under this method the prize list must be distributed at least two weeks prior to close of entries to any person requesting a prize list as well as at least three times the number of potential entrants as there will be entries accepted.
 - b. Qualification based only on winnings: (i.e., ribbons and/or prize money or dressage scores during a specified time period, of at least eight (8) consecutive weeks' duration, established by Competition Management and published in the prize list or otherwise prior to the end of the specified period. (See applicable breed/discipline rules for further requirements under this rule).
 - c. By Council Approval: Any other competition wishing to set restrictive criteria for accepting entries other than as specified above must make written application to the applicable Council, accompanied by a nonrefundable fee of \$50, at least 120 days prior to the event detailing the criteria being requested. The Federation office may refer the application to the appropriate discipline or other committee for its recommendation regarding the application prior to the application and any recommendation being considered by the Council. The Council will consider such recommendations and may approve any such applications in its discretion and may condition any such approval in its discretion, and must require, if approved, that there be publication in the prize list or otherwise of such restrictive criteria sufficiently in advance of the closing date of entries, where appropriate, for all interested to have a fair opportunity to enter. The foregoing provisions do not apply to national championships, qualifying events for national championships, and any other events with selection criteria approved by the Board of Directors.
3. Leagues, Series, and Finals:
 - a. Definitions:
 1. "Finals" means any championship, trophy or other award final, league final or other final class or final event with entries based upon the outcomes of earlier contests.
 2. "System" means classes or events which are part of a league, series, ranking/tracking lists or championship, final trophy or other award system, whether or not generated or tracked by a computer program or otherwise.
 - b. All of the following requirements must also be met:
 1. The league or series must be run under the auspices of either a Recognized Affiliate or an Alliance Partner of the Federation.

GR9 - PRIZE LISTS

2. All the qualifying classes must be held at licensed competitions or at competitions recognized by a Recognized Affiliate or an Alliance Partner of the Federation.
3. The league or series must award the qualifying classes to licensed competitions on an equal basis. If a licensed competition meets the requirements to hold a qualifying class and wishes to do so, it must be given the opportunity.
4. The organization or individuals financially responsible for the system must be USEF Members, Federation Recognized Affiliates, or Federation Alliance Partners and must agree to be bound by and comply with all applicable Federation rules in the conduct of the system and its application in the league or series.
5. If there is an award category for classes in the league or series and the above requirements are met, HOTY points will be awarded for the qualifying classes and for the finals held at licensed competitions.
6. If the finals of a league, series or other ranking system are not held at a licensed competition, HOTY points for the finals will not be awarded.

GR916 General Conditions

Except as permitted by the FEI for FEI recognized classes, all entries at a Licensed Competition must be on the same basis. A competition cannot give free or reduced entries, free or reduced transportation or other expenses to one exhibitor unless the same privileges are extended to all exhibitors in the same section or subset of competitors. The requirements to obtain these privileges must be advertised to all potential exhibitors. No fees may be imposed that are not listed in the prize list.

UNITED STATES EQUESTRIAN FEDERATION, INC. ENTRY AGREEMENT

I have read the United States Equestrian Federation, Inc. (the "Federation") Entry Agreement (GR906.4) as printed in the Prize List for this Competition and agree to all of its provisions. I understand and agree that by entering this Competition, I am subject to Federation Rules, the Prize List, and local rules of the competition. I agree to waive the right to the use of my photos at the competition, and agree that any actions against the Federation must be brought in New York State.

RELEASE, ASSUMPTION OF RISK, WAIVER AND INDEMNIFICATION

This document waives important legal rights. Read it carefully before signing.

I **AGREE** in consideration for my participation in this Competition to the following:

I **AGREE** that the "Federation" and "Competition" as used above includes all of their officials, officers, directors, employees, agents, personnel, volunteers and affiliated organizations.

I **AGREE** that I choose to participate voluntarily in the Competition with my horse, as a rider, driver, handler, vaulter, longeur, lessee, owner, agent, coach, trainer, or as parent or guardian of a junior exhibitor. I am fully aware and acknowledge that horse sports and the Competition involve inherent dangerous risks of accident, loss, and serious bodily injury including broken bones, head injuries, trauma, pain, suffering, or death ("Harm").

I **AGREE** to hold harmless and release the Federation and the Competition from all claims for money damages or otherwise for any Harm to me or my horse and for any Harm of any nature caused by me or my horse to others, even if the Harm arises or results, directly or indirectly, from the negligence of the Federation or the Competition.

I **AGREE** to expressly assume all risks of Harm to me or my horse, including Harm resulting from the negligence of the Federation or the Competition.

I **AGREE** to indemnify (that is, to pay any losses, damages, or costs incurred by) the Federation and the Competition and to hold them harmless with respect to claims for Harm to me or my horse, and for claims made by others for any Harm caused by me or my horse while at the Competition.

I have read the Federation Rules about protective equipment, including GR801 and, if applicable, EV114 and I understand that I am entitled to wear protective equipment without penalty, and I acknowledge that the Federation strongly

encourages me to do so while WARNING that no protective equipment can guard against all injuries.

If I am a parent or guardian of a junior exhibitor, I consent to the child's participation and **AGREE** to all of the above provisions and **AGREE** to assume all of the obligations of this Release on the child's behalf.

I represent that I have the requisite training, coaching and abilities to safely compete in this competition.

I **AGREE** that if I am injured at this competition, the medical personnel treating my injuries may provide information on my injury and treatment to the Federation on the official USEF accident/injury report form.

BY SIGNING BELOW, I AGREE to be bound by all applicable Federation Rules and all terms and provisions of this entry blank and all terms and provisions of this Prize List. If I am signing and submitting this Agreement electronically, I acknowledge that my electronic signature shall have the same validity, force and effect as if I affixed my signature by my own hand.

Rider/Driver/Handler/Vaulter/Longeur (mandatory)

Signature: _____

Print Name: _____

Parent/Guardian Signature: _____

(Required if Rider/Driver/Handler/Vaulter/Longeur is a minor)

Print Parent/ Guardian Name: _____

Emergency Contact Phone No. _____

Is Rider/Driver/Vaulter a U.S. Citizen: Yes No

Owner/Agent (mandatory)

Signature: _____

Print Name: _____

Trainer (mandatory)

Signature: _____

Print Name: _____

Coach (if applicable)

Signature: _____

Print Name: _____

CHAPTER 10 LICENSED OFFICIALS

SUBCHAPTER 10-A LICENSED OFFICIALS COMMITTEE

GR1001 Duties

GR1002 Applications

GR1003 Review

SUBCHAPTER 10-B GENERAL RULES AND FEES

GR1004 General

GR1005 Fees

SUBCHAPTER 10-C CLASSIFICATIONS - JUDGES

GR1006 General

GR1007 Senior Judge

GR1008 Registered Judge

GR1009 Recorded Judge

GR1010 Special Judge

GR1011 Guest Cards

GR1012 Learner Judge

SUBCHAPTER 10-D CLASSIFICATIONS - STEWARDS

GR1013 General

GR1014 Registered Steward

GR1015 Recorded Steward

GR1016 Special Steward

SUBCHAPTER 10-E CLASSIFICATIONS - TECHNICAL DELEGATES

GR1017 General

GR1018 Registered Technical Delegates - Eventing and Dressage

GR1019 Recorded Technical Delegates - Eventing and Dressage

GR1020 Driving Technical Delegates

GR1021 Vaulting Technical Delegates

SUBCHAPTER 10-F CLASSIFICATIONS - COURSE DESIGNERS

GR1022 General

GR1023 Jumper Course Designers

GR1024 Hunter, Hunter/Jumping Seat Equitation Course Designers

GR1025 Special Hunter Course Designer

GR1026 Special Jumper Course Designer

GR1027 Eventing Course Designers

GR1028 Combined Driving Course Designer

GR1029 Guest Combined Driving Course Designer

SUBCHAPTER 10-G CLASSIFICATIONS - OTHER

GR1030 Course Advisor

GR1031 Assigned Steward or Technical Delegate

SUBCHAPTER 10-H REGULATIONS GOVERNING OFFICIALS

GR1032 General

GR1033 Judges

GR1034 Stewards and Technical Delegates

GR1035 Special Duties of a Technical Delegate

GR1036 Warning Card - Stewards and Technical Delegates

GR1037 Conflicts of Interest and Restrictions - Judges (See also GR107 and GR1303.)

GR1038 Conflicts of Interest and Restrictions - Stewards and Technical Delegates (See also GR107 and GR1304)

GR1039 Conflicts of Interest and Restrictions - Licensed Officials

SUBCHAPTER 10-I LICENSE APPLICATIONS, ENROLLMENT,

PROMOTION, AND MAINTENANCE

GR1040 General

GR1041 Clinic and Officiating Requirements

GR1042 Andalusian/Lusitano Judges

GR1043 Arabian Judges

GR1044 Carriage Pleasure Driving Judges

GR1045 Combined Driving Judges

GR1046 Combined Driving Course Designer

GR1047 Combined Driving Technical Delegate

GR1048 Carriage Pleasure Driving Technical Delegate

GR1049 Connemara Judges

GR1050 Dressage Judges

GR1051 Dressage Sport Horse Breeding Judges

GR1052 Dressage Technical Delegates

GR1053 Eventing Judges

GR1054 Eventing Technical Delegates

GR1055 Eventing Course Designers.

GR1056 Friesian Judges

GR1057 Hackney Judges

GR1058 Hunter Judges

GR1059 Hunter Breeding Judges

GR1060 Hunter/Jumping Seat Equitation Judges

GR1061 Hunter, Hunter/Jumping Seat Equitation Course Designers.

GR1062 Jumper Judges

GR1063 Jumper Course Designer

GR1064 Certified Jumper Schooling Supervisor.

GR1065 Morgan Judges

GR1066 National Show Horse Judges

GR1067 Paso Fino Judges

GR1068 Reining Judges

GR1069 Roadster Judges

- GR1070 American Saddlebred Judges
- GR1071 Saddle Seat Equitation Judges
- GR1072 Shetland Pony Judges
- GR1073 Stewards - Category 1 and Category 2
- GR1074 Vaulting Judges
- GR1075 Vaulting Technical Delegates
- GR1076 Welsh Pony Judges
- GR1077 Western Judges
- GR1078 Western Dressage Judges

CHAPTER 10 LICENSED OFFICIALS**SUBCHAPTER 10-A LICENSED OFFICIALS COMMITTEE****GR1001 Duties**

The Licensed Officials Committee will act upon every completed application for enrollment, annual renewal, promotion, recommendation to the FEI, and change of status of judges, course designers, stewards and technical delegates. The Committee will issue an official's card to each approved applicant. Cards are valid for the current competition year only.

GR1002 Applications

1. The Committee will carefully review all applications, solicit confidential evaluations from the appropriate Breed/Discipline Committee members and others as it may elect as provided in **Chapter 10, Subchapter 10-I**, including names furnished by the applicant, and consider returned questionnaires, competition reports, any letters received regarding the applicant and other relevant information submitted to the Committee. For all applicants, the Committee will request and give due consideration to recommendations received from Recognized National and FEI Affiliates before granting a new license or promotion. All such submissions shall be strictly confidential, shall not be subject to examination by the applicant, and shall be made available only to Committee members and staff. All applicants specifically waive their rights to examine such submissions. **Following careful and thorough consideration of an application along with all materials received relating to it, the Committee may at its discretion deny a license for reasons above and beyond the minimum licensing requirements. In reviewing the application, the Committee will consider concerns regarding division knowledge, professionalism and decorum, skill development, experience, requisite skills or lack of support. BOD 1/16/16 Effective 4/1/16**
2. The Committee may in its discretion revoke a current license, place a license on probationary status, reduce a license by one level, temporarily suspend, or refuse to renew an official's license at its expiration following a hearing on at least ten days written notice to the official in question who shall have the right to appear, to be represented, and to bring witnesses. The Committee shall issue its written ruling specifying the substance of the Committee's reasons for said decision without breaching the confidentiality of any of the foregoing submissions.
3. The Committee at its discretion may reinstate an official who has allowed his/her license to lapse for one year or may require him/her to reapply.
4. All applications whether for initial enrollment, renewal, promotion, or for change of status or recommendation to the FEI shall contain a statement to be signed by the applicant, indicating that the applicant waives his/her right to review confidential submissions and the file, and has read and understands the rules governing the application process, and agrees to be bound thereby.

GR1003 Review

1. Any person whose application for enrollment, renewal, promotion or change of status or for recommendation to the FEI has been denied or whose license has been revoked, placed on probationary status, reduced by one level or temporarily suspended may request a review by the Licensed Officials Committee to reconsider the decision. The request must be in writing and mailed to the Licensed Officials Committee within 30 days from receipt of the written ruling of the Committee sought to be reconsidered and accompanied by a check for \$300 payable to The Federation, which is non-refundable.
2. The review shall be after ten (10) days written notice to all parties concerned. The notice shall contain a brief statement of the facts supporting the position of the Licensed Officials Committee and shall specify the time and place at which the review is to be held. The person requesting the review may attend and may bring witnesses, sworn statements or other evidence on his/her behalf. Upon the written request of a representative of the Licensed Officials

Committee or the person requesting the review, there shall be furnished before the Committee any evidence to be introduced, the names of witnesses and the substances of their testimony; however, all confidential submissions received by the Committee shall be maintained as confidential and shall not be provided to the applicant.

3. Following an adverse decision by the Licensed Officials Committee with regard to a non-renewal or revocation only, an applicant may request the Hearing Committee to review the decision or to consider a hearing de novo, provided such application is made in writing within 20 days of receipt of the Licensed Officials Committee decision, and provided a nonrefundable fee of \$500 payable to The Federation accompanies the application. The Hearing Committee may review the decision, or in its discretion, hold a new hearing. In either case, both the applicant and the Licensed Officials Committee shall be parties to the proceeding and shall have the right to make written submissions, be represented by counsel, and in the event of a hearing, to appear in person and present or cross-examine witnesses.

SUBCHAPTER 10-B GENERAL RULES AND FEES

GR1004 General

1. *With the exception of those who have been issued Guest and/or Special Cards (see GR1010, GR1011, and GR1016), only licensed officials in good standing may officiate at Licensed Competitions in those divisions covered by the rules and specifications of the current Rule Book. BOD 1/16/16 Effective 4/1/16*
 - a. Unless stated otherwise, judges in the following classes are not required to be licensed by USEF nor is the competition required to obtain a guest card for the judge:
 1. Exhibition classes for Breed, hunter, jumper or Western.
 2. Opportunity Classes, with the exception of Dressage which must be judged by licensed Dressage judges.
 3. Opportunity classes in the Western Dressage Division which must be judged by either licensed Dressage judges with the exception of Western Dressage Suitability, Western Dressage Hack and Western Dressage Seat Equitation or licensed Western Dressage judges including Western Dressage Suitability, Western Dressage Hack, and Western Dressage Seat Equitation. Breed licensed judges are also eligible to officiate Western Dressage Suitability, Western Dressage Hack and Western Dressage Seat Equitation classes.
 4. Academy Classes, with the exception of Dressage which must be judged by licensed Dressage judges.
2. All national level and Federation FEI officials must be Senior Active Members, 21 years of age or over. (Exception: Learner judges must be 21 years of age or over. Federation C1 Stewards and judges in the Paso Fino Division must be at least 25 years of age.)
3. Any USEF member who is a U.S. citizen holding a FEI license for which there is a comparable national level license must maintain the national level license with the Federation (Exception: Jumper judges). If the national license is not properly maintained, this in itself shall be deemed sufficient basis for the Federation to recommend to the FEI that the individual be removed from the FEI list of officials.

	FEI Judge	FEI Chief Steward	FEI Technical Delegate	FEI Course Designer	FEI Veterinarian
Dressage	"S" Dressage judge	"R" DTD	N/A	N/A	N/A
Driving	"R" Driving judge	N/A	"R" Driving TD	"R" Driving CD	N/A
Endurance	N/A	N/A	N/A	N/A	N/A
Eventing	"R" Eventing judge	N/A	"R" Eventing TD	"R" Eventing CD	N/A

GR10 - LICENSED OFFICIALS

	FEI Judge	FEI Chief Steward	FEI Technical Delegate	FEI Course Designer	FEI Veterinarian
Jumper	N/A	N/A	N/A	N/A	N/A
Reining	"R" Reining judge	N/A	N/A	N/A	N/A
Vaulting	"R" Vaulting judge	N/A	N/A	N/A	N/A

4. A judge licensed in a division restricted to one breed may judge all classes restricted to entries of that breed even though he may not be licensed in the divisions for all types of classes offered. Exceptions:
 - a. A licensed Dressage judge must judge Dressage classes.
 - b. Sport Horse classes in the Arabian, Half-Arabian and Anglo/Arabian Division are to be judged by Federation/ Equine Canada judges licensed in Dressage Sport Horse Breeding, Hunter Breeding, Dressage, Hunter or Jumper divisions; no guest card will be required.
 - c. For Carriage Pleasure Driving divisions, see CP201.
 - d. Refer to GR1004.16 for Western Dressage.
5. Judges licensed for the Andalusian/Lusitano, Dressage and Dressage Sport Horse Breeding division may adjudicate Andalusian/Lusitano Dressage Sport Horse in Hand classes. Guest cards may be issued to individuals on the AL foreign expert listing. A licensed Dressage Sport Horse Breeding or Dressage judge is required at the IALHA National Championship competition. A Technical Delegate is not required. *BOD 1/16/16 Effective 4/1/16*
5. Judges licensed in the Hackney Pony Division can judge Shetland Pony and Roadster Pony classes.
6. Registered Hunter judges can officiate in "A" rated Welsh Pony Hunter classes and "B" and "C" rated Welsh Pleasure classes. Registered Hunter judges may officiate a maximum of two times in "A" rated Welsh Pleasure classes.
7. Judges licensed by the FEI are eligible to officiate in Federation Licensed Competitions in the division in which they are Internationally licensed (except in Vaulting.) However, foreign FEI 2* Dressage Judges are eligible to judge only through the Prix St. Georges level.
8. In competitions restricted to entries of one breed, (i.e. Arabian, Morgan, Friesian), a judge licensed in a specific division (i.e. Hunter, Saddle Seat Equitation, Reining) may officiate the sections at that competition in which he/ she is licensed. In this case a guest card is not required, nor is a Special Judges card required for recorded judges licensed in a specific division in order to judge these classes.
9. Judges licensed in the Western Division are eligible to officiate Reining classes in breed restricted competitions, provided the Reining Division is not USA Reining approved.
10. Judges licensed in the American Saddlebred division will officiate in the Parade division.
11. Judges licensed in the Hunter division or the Hunter Breeding Division are eligible to officiate in the Pony Hunter Breeding division.
12. Connemara classes shall be judged by a judge licensed in Connemara, Dressage Sport Horse Breeding or Hunter Breeding Divisions.
13. Judges licensed by the ADS in Pleasure Driving are eligible to officiate any level Carriage Pleasure Driving classes at Federation licensed competitions. A Guest Judge card is required. Restrictions of GR1001 must be met by any 'r' ADS judge obtaining a guest card.
14. Judges licensed in any breed that includes a Saddle Seat or English Pleasure section are eligible to officiate English Pleasure Saddle Seat classes. Judges licensed in Hunter or any breed that includes a Hunter Pleasure section are eligible to officiate English Pleasure Hunter Seat classes. Judges licensed in any breed that includes a Pleasure Driving section are eligible to officiate English Pleasure Driving classes.
15. Judges approved by USA Reining are eligible to officiate Reining classes at the following levels of Federation licensed competitions:
 - a. 'R' Judges are those approved by USA Reining to officiate at any level of Reining competition and must be a current FEI, USEF or NRHA licensed judge;

- b. 'r' Judges are those approved by USA Reining to officiate Reining classes at breed restricted competitions that do not include a USEF or FEI Reining division;
 - c. A Guest Judge card is required if the judge is not on the list of current USEF Reining judges.
16. A licensed Dressage or Western Dressage judge must judge Western Dressage classes.
- a. licensed Dressage judge may officiate all levels of Western Dressage classes (see also GR1007-1009 for exceptions);
 - b. a licensed 'r' Western Dressage judge may officiate Introductory, Basic and First levels only and Western Dressage Suitability, Western Dressage Hack and Western Dressage Seat Equitation (see also GR1009); *BOD 6/20/16 Effective 8/1/16*
 - c. a licensed 'R' Western Dressage judge may officiate all levels of Western Dressage classes and Suitability, Western Dressage Hack and Western Dressage Seat Equitation (see also GR1008)
 - d. Breed licensed judges are eligible to officiate Western Dressage Suitability, Western Dressage Hack and Western Dressage Seat Equitation classes only.
17. U.S. Regional Shows, Pacific Slope Championships, East Coast Championships, East and West Canadian Breeders Championships and U. S. National Championship classes must be judged by a Registered ("R") Arabian Division USEF judge or Senior judge in EC who is on the AHA Recognized Judges List as an accredited National/Regional judge. Exception AHA "Specialty" classes: Working Hunter, Jumper, Cutting, Dressage, Hunter/Jumping Seat Equitation, Reining, Working Cow, Reined Cow Horse, Trail, Carriage Driving and Sport Horse. Detailed specifications for these sections can be found in the AHA Handbook.
18. A judge licensed in the Arabian and/or American Saddlebred Division may officiate in the National Show Horse Division.

GR1005 Fees

1. Judges, Stewards, Technical Delegates, and Course Designers:
 - a. initial application or re-enrollment (one division): \$125. Each additional division (limit of 3): \$30.
 - b. application for promotion, including promotion to FEI status: \$50 per division.
 - c. Hunter & Jumper Course Designer's Apprentice Program-\$60
2. Annual renewal: \$40 per national level licenses. FEI officials: \$35 each person.
3. Officials' liability insurance: \$15.
4. Special Judge, Steward, Jumper Course Designer, or Hunter Course Designer card: \$55.
5. Guest cards for judges, Driving Technical Delegates or Combined Driving Course Designers: \$55.
6. Learner judge's card: \$40.
7. Learner Permit (HU, HE, HB, JP) application fee - \$60.
8. All fees are non-refundable.

SUBCHAPTER 10-C CLASSIFICATIONS - JUDGES

GR1006 General

Licensed judges are classified as Senior, Registered, Recorded, Special, Guest and Learner. A judge will not be licensed in more than 12 divisions.

GR1007 Senior Judge

Senior judge classification (S) applies to Dressage. Senior Dressage judges may officiate in all national and FEI Level Dressage classes at Federation Licensed Competitions. Senior Eventing Judges may officiate at any level of Eventing (see also EV171.1b). A Senior Dressage judge may officiate all levels of Western Dressage with the exception of Western Dressage Suitability, Western Dressage Hack, and Western Dressage Seat Equitation.

GR1008 Registered Judge

1. A Registered judge (R) may officiate alone at any competition in the divisions in which he/she is Registered.
2. Registered Dressage judges may officiate in classes at Fourth Level and below except for FEI Dressage Tests for 5 and 6-year-old horses. Registered Dressage judges may officiate in FEI Junior Tests, FEI Pony Tests, FEI Childrens Tests, FEI Para-Equestrian Dressage Tests, FEI and USEF Dressage Tests for 4 year old horses, and USEF and FEI Eventing Dressage Tests at all levels. Registered Dressage judges may not officiate in any classes above Fourth Level.
3. Rated Hunter sections at Premier competitions must be judged by two Registered (R) judges.
4. A Registered Eventing judge may officiate the intermediate level and below (see also EV171.1c).
5. A Registered Dressage Judge may officiate at any level of Western Dressage with the exception of Western Dressage Suitability, Western Dressage Hack and Western Dressage Seat Equitation classes.
6. A Registered Western Dressage Judge may officiate at any level of Western Dressage including Western Dressage Suitability, Western Dressage Hack and Western Dressage Seat Equitation classes.

GR1009 Recorded Judge

1. A Recorded judge 'r' may officiate alone or independently in the following divisions:
 - a. American Saddlebred;
 - b. Andalusian/Lusitano, except for Regional or National Championship competitions;
 - c. Arabian;
 - d. Carriage Pleasure Driving that do not exceed one day or an aggregate of eight (8) hours judging time;
 - e. Connemara;
 - f. English Pleasure, refer to GR1004 for specific licenses required to officiate this division;
 - g. Friesian;
 - h. Hackney;
 - i. Morgan;
 - j. National Show Horse;
 - k. Reining;
 - l. Roadster;
 - m. Saddle Seat Equitation, in any open division except in the USEF Saddle Seat Medal Championship/Finals;
 - n. Shetland;
 - o. Vaulting, may also be President of the Ground Jury at any Federation licensed Vaulting competition.
2. The following divisions have specific limitations for 'r' recorded judges.
 - a. Combined Driving - A 'r' recorded Combined Driving judge may officiate at any level as a member of the ground jury. The President of the Ground Jury must be a Federation 'R' Registered Combined Driving judge.
 - b. Dressage - A Recorded Dressage judge may officiate at Second Level and below and may not officiate at the Third Level and above. Recorded Dressage judges may not officiate in FEI or USEF Dressage Tests for 4 and 5 year old horses or in FEI Pony Tests. Recorded Dressage judges may officiate in Eventing or FEI Para-Equestrian Dressage Tests equivalent to Second Level or below. **Recorded Dressage judges may officiate in Eventing Competitions at the Intermediate Level or below. BOD 2/29/16 Effective 4/1/16**
 - c. Eventing - a Recorded Eventing judge may officiate at the Preliminary level and below (see also EV171.1d).
 - d. Hunter - A 'r' recorded judge may not officiate alone or independently in a 'AA' or 'A' division or section;
 - e. Hunter Seat Equitation - A 'r' recorded judge may not officiate alone or independently in a Federation Hunter/Jumping Seat Medal Class at a National or Premier Rated Hunter competition.
 - f. Jumper - A 'r' recorded judge may not officiate alone or independently in a Jumper class offering more than \$2,500;

- g. Paso Fino - A 'r' recorded judge may not officiate alone or independently in an 'A' or division or section;
- h. Welsh - A 'r' recorded judge may not officiate alone or independently in a 'AA', 'A' or 'B' division or section, however a licensed Hunter judge may officiate alone in 'B' and 'C' rated Welsh Pony Hunter classes;
- i. A recorded (r) Andalusian/Lusitano judge may officiate alone in any Andalusian/Lusitano class except for Regional or National Championship competitions.
- j. Western Dressage:
 - 1. A Recorded Dressage Judge may officiate at any level of Western Dressage with the exception of Western Dressage Suitability, Western Dressage Hack and Western Dressage Seat Equitation classes.
 - 2. A Recorded Western Dressage judge may officiate Introductory, Basic, and First Levels only and also Western Dressage Suitability, Western Dressage Hack and Western Dressage Seat Equitation classes. *BOD 6/20/16 Effective 8/1/16*
- 3. A Special Judge card may be accepted in any division for which a competition has requested in writing that the Federation grant a Special judge's card to a 'r' recorded judge for that particular competition and provided the Federation approves the issuance of such card. The following divisions are exceptions:
 - a. Dressage;
 - b. Eventing;
 - c. Hunter - recorded hunter judges with Special judges' cards may not officiate alone in an 'AA' or 'A' rated hunter section;
 - d. Saddle Seat Equitation - recorded Saddle Seat Equitation judges may not receive a Special judges' card to officiate the USEF Saddle Seat Medal Championship/Final. *BOD 1/16/16 Effective 4/1/16*

GR1010 Special Judge

- 1. A Special judge is a Senior Active Member already enrolled as a Recorded judge to whom the Licensed Officials Department may grant permission to officiate as a Registered judge in a division in which he is enrolled as a Recorded judge.
- 2. Such permission, which is not transferable, will be granted upon the request of a Licensed Competition for that competition only. The application must be made on the official form provided for that purpose and be accompanied by the required fee; the fee is non-refundable. The statement on the form that the competition holds itself responsible that the individual applied for is familiar with the Federation rules and is capable to adjudicate as requested must be signed by the competition manager.
- 3. Special cards are not issued for the Dressage or Eventing Divisions.
- 4. Special cards will not be issued to anyone whose application for re-enrollment, promotion or change of status has been denied by the Licensed Officials Committee for the respective license applied for.
- 5. Authority to act as a Special judge will not be granted to any person more than twice in a lifetime, in a particular division without the approval of the Licensed Officials Committee Chairmen or their designee, and any two members of the Licensed Officials Committee.
- 6. Application must be received in the Federation office at least 14 days prior to the start of the competition. In cases where special applications are received prior to the competition, but less than 14 days prior, the competition will be fined \$50. If management disputes that the application was not timely filed or that the above fine is not properly owing, it may appeal in writing to the Federation within 30 days of management's receipt of the Federation's notice of fine, specifying the grounds for the appeal. The Federation's CEO or his designee, a special committee appointed by the President or the Hearing Committee will consider the appeal and may waive a part or all of the fine upon a finding of good cause why the application was not timely filed and/or a finding that extreme hardship results from the automatic penalty.
- 7. It is the responsibility of competition management to assure the eligibility of all judges.

GR1011 Guest Cards

1. A Guest **official** is a Senior Active Member 21 years of age or over, not enrolled as **an official** in a particular division, to whom the **Licensed Officials department** may grant permission to officiate in that division upon the request of a Licensed Competition and for that competition only. The fee is not refundable. The application must be made on the official form provided for that purpose and must be accompanied by the required fee. The statement on the form that the competition holds itself responsible that the individual applied for is familiar with the Federation rules and is capable to adjudicate as requested must be signed by the competition manager.
2. **A full membership fee is not required for Guest Cards issued for classes in which the Federation does not have division rules or license judges and the applicant is not a Federation member, provided that a Show Pass fee of \$30 for each such guest judge accompanies the application in addition to the guest judge fee.**
3. **The application for a Guest Card** must be received in the Federation office at least 21 days prior to the start of the competition. In cases where the Guest **Card** application is received prior to the competition, but less than 21 days prior, the competition will be fined \$50. If management disputes that the application was not timely filed or that the above fine is not properly owing, it may appeal in writing to the Federation within 30 days of management's receipt of the Federation's notice of fine, specifying the grounds for the appeal. The Federation's CEO or his designee, a special committee appointed by the President or the Hearing Committee will consider the appeal and may waive a part or all of the fine upon a finding of good cause why the application was not timely filed and/or a finding that extreme hardship results from the automatic penalty.
4. It is the responsibility of competition management to assure the eligibility of all **officials**.
5. Guest Cards will not be issued to anyone whose application for enrollment, re-enrollment, promotion, or change of status has been **denied** by the Licensed Officials Committee **in the respective division in which the Guest Card is applied for**.
6. **Guest Cards are required for** officials with foreign national licenses providing they have Senior status with their own federation and are officiating in the **division** for which they are licensed by their federation. **Exceptions: Andalusian/Lusitano: Foreign experts who are licensed or approved to judge Andalusian/Lusitano horses in their respective countries.**
7. Except in the circumstances below, Guest Cards will not be granted to any person more than twice in a lifetime in a particular division without the approval of the Board of Directors.
 - a. **There is no limit to the number of Guest Cards an official may receive in the following divisions:**
 1. **Arabian Speciality carded judges ie. Reining, Working Cow Horse, Trail.**
 2. **Judges for the USEF Show Jumping Talent Search Finals, US Hunter Seat Medal Finals, ASPCA Maclay Finals, and/or WIHS Finals.**
 3. **Carriage Pleasure Driving Judges approved by Foreign National Driving Societies.**
 4. **Saddle Seat Equitation: See GR1011.29.c.**
 5. Foreign breeding experts officiating in Dressage/Sport Horse Breeding classes.
 6. **Dressage: Retired foreign FEI Dressage judges at the Dressage level in which he/she had been eligible to officiate. However, retired foreign FEI 2* Dressage judges are eligible to judge only through the Prix St. Georges level.**
 7. Foreign experts in the Andalusian/Lusitano, Arabian and Friesian divisions.
 8. Classes recognized by a national breed or discipline association and for which the Federation has no division rules and does not license judges.
 - b. **The following divisions have limits other than a maximum of twice in a lifetime:**
 1. **Hunter Breeding: See GR1011.20.b and .c.**
 2. Friesian - Four Guest Cards may be granted in a lifetime (Exception: foreign experts).
 3. Roadster - Three Guest Cards may be granted in a lifetime.

8. Guest Cards are not required in the following circumstances:
- FEI officials providing they are officiating in the discipline for which they are licensed by the FEI. (For Dressage see GR1011.8.b and GR1011.12).
 - Dressage- An FEI licensed Dressage Judge judging at any level at a Federation licensed competition. Foreign FEI 2* Dressage Judges are not required to have a Guest Card however, they are only eligible to judge through the Prix St. Georges level.
 - Connemara - A Guest Card is not required for Dressage Sport Horse Breeding or Hunter Breeding Divisions if judged by a Federation licensed judge, see GR1004.12.
 - Hunter- Senior Hunter Course Designers licensed by Equine Canada in the Hunter divisions at Federation competitions.
 - Jumper – See GR1011.22.
 - Saddle Seat Equitation – See GR1011.29.c.
 - Vaulting – See GR1011.31.
9. Andalusian/Lusitano: Guest Judges are permitted at Andalusian/Lusitano competitions. See GR1011.6
10. Arabian
- Breeding/gelding in-hand - Guest cards will only be granted to foreign breeding experts and/or those holding a Speciality Card with the Arabian Horse Association. A list of foreign experts will be maintained by the Federation Licensed Officials Department.
 - Pleasure Driving - An ADS Pleasure Driving judge may officiate alone in Arabian Carriage Pleasure Driving classes at an Arabian competition. A Guest Card is required.
 - Reining – Judges licensed by the National Reining Horse Association (NRHA) and/or the National Reined Cow Horse Association (NRCHA) and/or those holding a Speciality Card with the Arabian Horse Association may officiate in Reining.
 - Trail- Experienced National Reining Horse Association (NRHA), National Reined Cow Horse Association (NRCHA) judges licensed in another breed (i.e. AQHA, APHA, ApHC, etc.) and/or those holding a Speciality Card with the Arabian Horse Association are allowed a Guest Card. Guest Cards are not required for Trail Course Designers (see AR219).
 - Working/Reined Cow Horse Classes- Experienced National Reining Horse Association (NRHA), National Reined Cow Horse Association (NRCHA) judges licensed in another breed (i.e. AQHA, APHA, ApHC, etc.) and/or those holding a Speciality Card with the Arabian Horse Association are allowed a Guest Card.
 - A limit of two Guest Judges may serve on a multiple working western panel. *BOD 1/16/16 Effective 4/1/16*
 11. Connemara: Guest Judges must have approved status from the American Connemara Pony Society to officiate in any class in the Connemara division at regular or local competitions with a Guest Card.
12. Dressage: Guest Cards will only be issued to retired, foreign FEI Dressage judges or currently licensed judges with Senior Dressage status with another nation; they may officiate alone (See GR1011.8.a.&b.). Guest cards for Dressage Technical Delegates are not allowed.
13. Dressage Sport Horse Breeding: Guest Cards will only be issued to those persons who are currently licensed foreign FEI Dressage judges, and foreign breeding experts. A list of foreign breeding experts will be maintained by the Federation Licensed Officials Department. They may officiate alone.
14. Driving
- Carriage Pleasure Driving:
 - Judges: must be a Federation licensed judge with experience in judging carriage driving
 - The following may officiate as Guest Judges:
 - American Driving Society (ADS) Pleasure Driving Judges, see CP201.
 - Judges approved by foreign national driving societies; Guest Card limitations do not apply.

GR10 - LICENSED OFFICIALS

3. Technical Delegates: must be chosen from American Driving Society (ADS) **Combined Driving or Pleasure Driving** Technical Delegates.
4. **Coaching: See CP301**
5. **Driven Dressage: See CP524 and CP525**
- b. Combined Driving
 1. Judges: from another country or American Driving Society (ADS) may be approved for a Guest Judge card, see DC987.
 2. Technical Delegate: must be chosen from a list of American Driving Society (ADS) technical delegates.
15. English Pleasure: allows guest judges to officiate alone at any competition.
16. Eventing: **Issued only to those judges with Senior status with another nation.**
17. Friesian: Guest judges are allowed to officiate alone at Friesian competitions.
18. Hackney: **Guest Judges** may officiate alone in the Hackney division provided the judge is USEF licensed in at least one other recognized breed division. In Hackney Pony classes, one Guest judge on a multiple judge panel is permitted.
19. Hunter: **A guest judge may not officiate in any "AA", "A" or "B" rated divisions or sections.**
20. Hunter Breeding: **Guest Cards will only be permitted in the following circumstances:**
 - a. Judges currently holding an "R" or "r" Hunter license (See GR1011.7.b.ii).
 - b. Registered (R) or recorded (r) Hunter judges may receive **three** Hunter Breeding Guest Cards per year.
 - c. If a judge receives a Hunter Breeding Guest Card **three times** in one year, **the** Guest Cards must be used in **at least two** different Zones.
 - d. If a competition has 15 or more aggregate entries in the Hunter Breeding Section the previous year, they are ineligible to apply for a Guest Card and must have a judge(s) who holds a Hunter Breeding License. **BOD 1/16/16 Effective 4/1/16**
21. Hunter/Jumping Seat Equitation:
 - a. A Guest Judge may not officiate at any national or regional Hunter/Jumping Seat Equitation Finals. The following are exceptions:
 1. USEF Show Jumping Talent Search Class/Finals, see EQ110.9.i
 2. US Hunter Seat Medal Finals, see EQ110.5.d.5
 3. WIHS Equitation Finals, see EQ110.10
 4. ASPCA Maclay Finals, see EQ110.8.
 - b. Guest judges may not officiate alone in any Federation Medal class.
22. Jumper: Guest Cards are not allowed in any division offering over \$2,500
23. Morgan:
 - a. **Guest Judges** may officiate alone in the Morgan division provided the judge is USEF licensed in at least one other recognized breed division. One Guest judge is allowed on a three-judge panel and may serve as a call judge provided he is licensed in at least one other division.
 - b. Reining – Judges licensed by the National Reining Horse Association (NRHA) may officiate in Reining. A Guest Card is required.
24. National Show Horse: **Guest Judges** may officiate alone. Two Guest judges are allowed on a Three-judge panel, provided the judge is licensed in at least one other division. Either Guest Judge may serve as a call judge. Under this exception only, a judge may apply his/her Guest Card towards his/her learner judging requirements.
25. Paso Fino: **Guest Judges** may officiate with a Federation Licensed Paso Fino Registered "R" judge in any "B", "C", or Local rated competition. If competition is a multi-breed competition, a Guest Judge may officiate alone.
26. Reining: **Guest Cards may be given to** Judges approved by the USA Reining and who are not current USEF Reining, Western or FEI Reining judges. They may officiate in Reining **classes** at any Regular or Local competition.

27. Roadster: **Guest Judges** may officiate alone in the Roadster division; one Guest Judge is allowed on a multiple judge panel.
28. American Saddlebred: **Guest Judges** may officiate alone in the American Saddlebred division provided the judge is USEF licensed in at least one other recognized breed division. One Guest judge is allowed on a multiple judge panel.
29. Saddle Seat Equitation:
- A Guest Judge may not officiate at any national or regional Equitation Finals. **However, one guest judge is permitted on a multi judge panel.**
 - A Guest Judge may not officiate alone in any Federation Medal Class. **Federation Arabian or Morgan licensed officials may officiate alone in the qualifying classes for the USEF Saddle Seat Medal and USEF Saddle Seat Adult Amateur Medal without a guest card. BOD 1/16/16 Effective 4/1/16**
 - Any individual currently licensed by Equine Canada or the Riding Horse Judges Association of South Africa, as a Senior Saddle Seat Equitation judge shall automatically be eligible to officiate in the Saddle Seat division for the US Saddle Seat World Cup Trials, US Saddle Seat hosted Invitationals, and the Saddle Seat World Cup Competition hosted in US, without either an application or the fee required for a Guest Saddle Seat Equitation Judge's Card. There is no limit on the number of times that such an individual may officiate.
30. Shetland: **Guest Judges** may officiate alone.
31. Vaulting: Guest **cards** are not allowed.
32. Welsh: Guest Judges must have approved status from the **Welsh Pony and Cob Society of America** to officiate in any class in the Welsh division at regular or local competitions with a guest card.
33. Western Seat Equitation or Western:
- A Guest Judge may not officiate at any national or regional Equitation Finals.
 - A Guest Judge may not officiate alone in any Federation Medal Class.
 - Guest Cards may be issued to national breed association judges** at Federation licensed Open Western Competitions **(Maximum of two competitions in a lifetime)**. **A maximum of two Guest Judges** are permitted **to officiate in an "A" rated competition. BOD 1/17/15 Effective 12/1/15.**

GR1012 Learner Judge

- A Learner judge is a Senior Active Member, 21 years of age or over, to whom the Federation may grant permission, upon the request of a Licensed Competition and for that competition only, to accompany a licensed judge in the ring. Certain breeds/disciplines require learner judging to be with a Registered (R) judge. **Exception: Hunter, Hunter Seat Equitation, Jumper and Hunter Breeding are not required to submit an application, pre-approval or payment. BOD 1/17/15 Effective 12/1/15.**
 - Permission will not be granted for more than one Learner judge to be in a ring at any one time. Dressage, Vaulting, Eventing and Western Dressage excepted. More than one Learner Judge may accompany a Registered judge in the Hunter, Hunter/Jumping Seat Equitation, Hunter Breeding, and/or Jumper divisions, with permission of competition management and the judge.
 - The fee is not refundable.
 - Learner Judging in Opportunity or Exhibition classes does not count toward licensing requirements.
 - The application must be made on the official form provided for that purpose and must be accompanied by the required fee. After contacting the competition manager for permission, the individual wishing to officiate as a learner judge must obtain consent from that judge with whom he or she would be officiating.
 - The statement on the form that the competition holds itself responsible that the individual applied for is familiar with the Federation rules and is capable to observe as requested, must be signed by the competition manager.

GR10 - LICENSED OFFICIALS

2. The Licensed Competition may request additional specific information about an individual's experience before accepting him as a learner judge.
2. Completed Learner Judge Card Applications must be received in the Federation Office at least 14 days prior to the start of competition. Learner applications received prior to the show, but less than 14 days prior, will receive no credit.
3. There is no limit to the number of times a person may be granted a Learner judge's card. He should use a score-card to evaluate the various entries, but a Learner judge has no authority as to the merits of the competitors.
4. Conflict of Interest
 - a. An individual cannot learner judge in a licensed competition where a family member, cohabitant, companion, domestic partner, housemate, member of the learner judge's household, client, employer or employee is competing.
 - b. An individual is allowed to learner judge with a family member, cohabitant, companion, domestic partner, housemate, member of the learner judge's household, client, employer or employee but that learner judge experience cannot be counted towards the minimum required experiences. It must be considered an extra learner judge experience.

SUBCHAPTER 10-D CLASSIFICATIONS - STEWARDS

GR1013 General

1. Licensed stewards are licensed by the Licensed Officials Committee as Registered, Recorded, and Special, in either one or both of the following Categories.
 - a. Category 1 (C1) Steward is licensed to officiate the following specialized Divisions and Sections: Hunter, Hunter Breeding, Hunter/Jumping Seat Equitation, Jumper, Welsh, Connemara, and English Pleasure.
 1. Any steward officiating USEF Open (not restricted to a breed) hunter and/or jumper classes must be a Senior Active member in good standing of the United States Hunter Jumper Association, Inc.
 - b. Category 2 (C2) Steward is licensed to officiate the following specialized Divisions and Sections: Andalusian/Lusitano, Arabian, Connemara, English Pleasure, Friesian, Hackney Harness, Morgan, National Show Horse, Parade, Paso Fino, Reining, Roadster, American Saddlebred, Saddle Seat Equitation, Shetland, Western/Reining Seat Equitation, Welsh, Western Dressage and Western.
2. A Category 1 or Category 2 steward is entitled to officiate in only the corresponding divisions and sections of the license category listed above.

GR1014 Registered Steward

1. A Registered (R) Category 1 or Category 2 steward is an individual so classified by the Licensed Officials Committee.
2. The Registered Category 1 or Category 2 steward is entitled to officiate alone unless the competition requires more than one steward.

GR1015 Recorded Steward

1. A Recorded (r) Category 1 or Category 2 steward is an individual so classified by the Licensed Officials Committee.
2. A Recorded Category 1 or Category 2 steward may not officiate alone in any "A" rated division or section or in a Jumper division at competitions **above Jumper Level 2 rating. BOD 1/16/16 Effective 4/1/16**
3. A Recorded Category 2 steward may officiate alone in any Arabian or National Show Horse division or section. Exception: Regional and National Arabian, Morgan, Andalusian/Lusitano and Friesian competitions and National Show Horse Finals must have Registered Stewards officiate their events.
4. A Recorded Category 2 steward may officiate alone in Hackney, Roadster, American Saddlebred, Western Dressage and Shetland divisions or sections without a Special Steward's card.
5. The Recorded Category 2, steward, may, however, officiate alone in an "A" rated division or section if the

competition requests in writing that the Federation grant a Special Steward's card for that particular competition and provided the Federation approves the issuance of such card.

GR1016 Special Steward

1. A Special Category 1 or Category 2 steward is an individual already enrolled as a Recorded Category 1 or Category 2 steward, to whom the Licensed Officials Department shall grant permission to officiate as a Registered steward in an "A" rated division or section and/or Arabian, National Show Horse, Morgan, Andalusian/Lusitano and Friesian divisions or sections. Exception: Regional and National Arabian, Morgan, Andalusian/Lusitano and Friesian competitions and National Show Horse Finals cannot use Special Stewards.
 - a. Such permission, which is not transferable, shall be granted upon request of a particular Licensed Competition for that competition only.
 - b. The application must be made on the official form provided for that purpose and be accompanied by the required fee. The statement on the form that the competition holds itself responsible that the individual applied for is familiar with the Federation rules and is capable to officiate as requested, must be signed by the competition manager. Application must be received in the Federation office at least 21 days prior to the competition.
 - c. Special cards will not be issued to anyone whose application for re-enrollment, promotion or change of status has been denied by the Licensed Officials Committee for the respective license applied for.
 - d. Authority to act as a Special Steward will not be granted to any person more than twice in a lifetime, in a particular division without the approval of the Licensed Officials Committee Chairmen or their designee, and any two members of the Licensed Officials Committee.
 - e. In cases where the special applications are received prior to the competition, but less than 21 days prior, the competition will be fined \$50.
 - f. If management disputes that the application was not timely filed or that the above fine is not properly owing, it may appeal in writing to the Federation within 30 days of management's receipt of the Federation's notice of fine, specifying the grounds for the appeal. The Federation's CEO or his designee, a special committee appointed by the president or the Hearing Committee will consider the appeal and may waive a part or all of the fine upon a finding of good cause why the application was not timely filed and/or a finding that extreme hardship results from the automatic penalty.
 - g. It is the responsibility of competition management to assure the eligibility of all stewards.
2. Special cards for "A" rated competitions (divisions and sections) and/or Arabian or National Show Horse division or sections will only be considered for Recorded Category 1 or Category 2 stewards of the same Category. Exception: Arabian Regional and National competitions cannot use Special Stewards.

SUBCHAPTER 10-E CLASSIFICATIONS - TECHNICAL DELEGATES

GR1017 General

1. Licensed technical delegates are licensed by the Licensed Officials Committee as Registered or recorded in Dressage, Eventing, Vaulting, Carriage Pleasure Driving, and Combined Driving.
2. Only licensed technical delegates in good standing may officiate at Licensed Eventing, Driving or Dressage Competitions.

GR1018 Registered Technical Delegates - Eventing and Dressage

1. A Senior (S) Eventing Technical Delegate is entitled to officiate alone in any division at any level of Eventing. A Registered (R) Eventing Technical Delegate is entitled to officiate alone at the Intermediate Level and below (see also EV173.1a).
2. A Registered Dressage Technical Delegate must officiate at Level 4 and Level 5 Dressage Competitions. A

GR10 - LICENSED OFFICIALS

Registered Dressage Technical Delegate may officiate alone at USEF/USDF Championships, Federation Developing Program Championships, and USEF High Performance Championships, qualifying and selection trials and observation classes, at any Dressage Competition level or in the Dressage division or section at Regular or Local Competitions. (See GR1211.3a and .g).

3. A Registered (R) Dressage Technical Delegate must be a current member in good standing of the United States Dressage Federation (USDF). Only Dressage Technical Delegates who are current Participating Members of the United States Dressage Federation may officiate at USEF/USDF Regional and National Dressage Championships.

GR1019 Recorded Technical Delegates - Eventing and Dressage

1. A recorded ("r") Eventing technical delegate may not officiate alone at an Intermediate or Advanced Horse Trial or a Two or Three-Day Event but may officiate as the assistant to the technical delegate.
2. A Recorded Dressage Technical Delegate may officiate as the assistant to the Registered Technical Delegate(s) at Level 4 and Level 5 Dressage Competitions, and may officiate alone at Levels 1-3 Dressage Competitions. A Recorded Dressage Technical Delegate may not officiate alone at USEF/USDF Championships, Federation Developing Program Championships, and USEF High Performance Championships, qualifying and selection trials and observation classes, but may officiate as the assistant to the Registered Technical Delegate for these competitions or classes. A Recorded Dressage Technical Delegate may officiate alone in the Dressage division or section at Regular or Local Competitions. (See GR1211.3a and .g).
3. A Recorded (r) Dressage Technical Delegate must be a current member in good standing of the United States Dressage Federation (USDF). Only Dressage Technical Delegates who are current Participating Members of the United States Dressage Federation may officiate at USEF/USDF Regional and National Dressage Championships.

GR1020 Driving Technical Delegates

1. Combined Driving Technical Delegate - A Combined Driving Technical Delegate is an individual licensed by the Committee, and is entitled to officiate alone in Combined Driving Events. See DC988.2.3.3 and DC987.1.5.3 for information on Guest Cards for Combined Driving Technical Delegates.
2. Carriage Pleasure Driving Technical Delegate - A Carriage Pleasure Driving Technical Delegate is an individual so classified by the Committee, and is entitled to officiate alone in Carriage Pleasure Driving Competitions. See CP201.2 for information on Guest Cards for Carriage Pleasure Driving Technical Delegates.
3. See also GR1034. *BOD 1/16/16 Effective 2/1/16*

GR1021 Vaulting Technical Delegates

A Vaulting Technical Delegate is an individual licensed by the Committee, who may officiate alone at any level of national Vaulting competition.

SUBCHAPTER 10-F CLASSIFICATIONS - COURSE DESIGNERS

GR1022 General

Course designers shall be licensed as Registered, recorded or Special in the Hunter/Hunter/Jumping Seat Equitation and Jumper Division; Registered or recorded in the Eventing and Carriage Pleasure Driving Divisions; Registered, Apprentice or Guest in the Combined Driving Division.

GR1023 Jumper Course Designers

1. A minimum of an 'r' license is required to officiate alone in any competition with a Jumper Rating 2 or higher.
2. An 'R' license is required to officiate alone for all classes offering \$25,000 or more in prize money.
3. Any individual currently licensed by the FEI as a Level 2 or higher Course Designer for Show Jumping or by Equine Canada as a Senior Course Designer for Show Jumping shall automatically be eligible to officiate in the jumper

division at Federation competitions without either an application or the fee required for a Special Jumper Course Designer Card. There is no limit on the number of times that such an individual may officiate.

GR1024 Hunter, Hunter/Jumping Seat Equitation Course Designers

1. A minimum of an “r” license is required to officiate alone at a National or Premier rated competition with a Hunter class offering up to \$4,999 in prize money.
2. An “R” license is required to officiate alone in Hunter classes offering \$5,000 or more in prize money.

GR1025 Special Hunter Course Designer

1. A Special Hunter Course Designer is a licensed “r” Hunter Course Designer to whom the Federation may grant permission to officiate a class or classes for which a “R” would otherwise be required, upon the request of a Licensed Competition and for that competition only.
2. Authority to act as a Special Hunter Course Designer shall not be granted more than twice to any one individual per lifetime. Special Hunter Course Designers shall be approved upon the recommendations of any two members of the USHJA Officials Committee.

GR1026 Special Jumper Course Designer

1. A Special Jumper Course Designer is a Senior Active Member 21 years of age or over, licensed as an “r” Jumper Course Designer to whom the Federation may grant permission to officiate a class or classes for which a “R” would otherwise be required, upon the request of a Licensed Competition and for that competition only.
2. Authority to act as a Special Jumper Course Designer shall not be granted more than twice to any one individual. Special Jumper Course Designers shall be approved upon the recommendation of the Chairman, or his designee, and any two members of the Jumper Committee. In principle, authorization to act as a Special Course Designer will be granted to those individuals who have completed all the requirements for a “R” Jumper Course Designer license but have not yet received their license.

GR1027 Eventing Course Designers

See Chapter EV - Eventing EV175.1 for officiating eligibility for ‘S’, ‘R’ and ‘r’ Eventing Course Designers.

GR1028 Combined Driving Course Designer

A “R” license is required to design courses at Federation licensed Combined Driving events.

GR1029 Guest Combined Driving Course Designer

1. A Guest Combined Driving Course Designer is a Senior Active Member 21 years of age or over, not enrolled as a course designer, to whom the President or Secretary may grant permission to officiate in that capacity upon the request of a Recognized Driving Competition and for that competition only.
2. Authority to act as a Guest Combined Driving Course Designer shall not be granted more than twice to any one official.
3. Any individual currently licensed by the FEI as an International Course Designer for Combined Driving shall automatically be eligible to officiate in the Combined Driving Division at Federation driving competitions without either an application or the fee required for a Guest Card. There is no limit on the number of times that such an individual may officiate.

SUBCHAPTER 10-G CLASSIFICATIONS - OTHER

GR1030 Course Advisor

1. An individual appointed as a Course Advisor pursuant to EV174 shall be a Licensed Official of the Federation. He/

GR10 - LICENSED OFFICIALS

she shall be so designated by the Licensed Officials Committee upon notification by the President or CEO or his designee of his/her appointment.

2. There will be no annual fee for the license, and an official's card shall be issued to the Course Advisor, who is eligible for all benefits afforded to other Licensed Officials by the Federation.

GR1031 Assigned Steward or Technical Delegate

1. A Federation Assigned Steward or Technical Delegate is an individual who is currently a Steward or Technical Delegate and who meets the Federation's criteria for a Federation Assigned Steward or Technical Delegate and has been designated to serve as a Federation Assigned Steward or Technical Delegate as specified by the Federation.
2. There is no additional fee for the designation, and a Federation Assigned Steward or Technical Delegate is eligible for all benefits afforded to Licensed Officials by the Federation.
3. A Federation Assigned Steward or Technical Delegate may be sent by the Federation to randomly selected Licensed Competitions or, with the approval of the CEO or his designee, to particular Licensed Competitions, for cause, to oversee and report back to the Federation on his/her observations.
4. The Assigned Steward or Technical Delegate will have the full duties of their position.

SUBCHAPTER 10-H REGULATIONS GOVERNING OFFICIALS

GR1032 General

1. Failure of an official to attend a competition with which he has a signed agreement or failure to perform his duties in accordance with the rules, or to officiate in the classes to which he is assigned shall constitute cause for disciplinary action as provided for in Chapters 6 and 7, except in cases of extreme emergency.
2. Any official found guilty of cruelty to a horse or to have killed, abandoned, mistreated, neglected or otherwise abused a horse, by an administrative agency, body, humane society or court of law, whether such court or tribunal is civil, criminal or administrative may have his license(s) revoked.
3. No official is to be housed in a private home unless he has agreed before the competition.
4. In the event that an official officiates at a competition where he is ineligible, the official may be penalized as described in GR703.

GR1033 Judges

1. Good judging depends upon a correct observance of the fine points and the selection of best horses for the purpose described by conditions of the class. A judge serves three interests: his own conscience, exhibitors and spectators. He should make it clear that the best horses win.
2. When judges are required to judge independently on a multiple judge panel, each judge must meet the requirements as outlined in Rules GR1004 through GR1011.
3. Except in the discharge of their official duty, the use of cellular phones or other similar communication devices, including computers, by judges while in the ring (including center ring), judges' box, judges' stand or on any part of a course during a competition is strictly prohibited.
4. A judge is obligated to adjudicate each division, section and class in conformity with the rules and specifications of that division, section and class as they appear in the Federation Rule Book. He is expected to be proficient in his division and to possess a thorough knowledge of the rules of the Federation.
5. The attention of judges is directed to the difference in requirements covering Maiden, Novice, Limit, Junior, Amateur and Ladies' classes versus Open classes. These differences must be observed in adjudicating classes.
6. The decisions of each judge constitute solely his individual preference and not as opinions of or decisions by the Federation. For decisions of a judge in regard to soundness, see GR1204.
7. Consulting with a Veterinarian

- a. Only the judge may call a veterinarian during a class but is encouraged to do so if his opinion necessitates the disqualification of an entry. The judge shall give the numbers of the horses in question and the veterinarian shall render his finding. If the veterinarian is not immediately available or not called upon, the judge's decision as to the serviceable soundness of a horse shall be accepted for the purpose of disqualifying a horse from showing in that class and shall be final. (Exception: The decision of the judge as to the serviceable soundness of a horse in Hunter classes is final, however the competition veterinarian may be consulted.)
 - b. In regard to possible whip marks, or other matters other than soundness that are pertinent to the welfare of the horse, the judge may consult with a veterinarian during a class. The final decision rests with the judge.
 - c. None of the above applies to Dressage, Driving, Eventing or Western Dressage. See DR122.6, EV134.8 and WD125.8.
8. When a judge is used as a referee and is called upon to break a tie, the other judges must give the ringmaster only the numbers of the two horses tied. The ringmaster will then take these to the referee who will indicate his preference by circling the number of his choice. The ringmaster will then return this written decision to the other judges who will proceed with the remaining placements, as the breakage of a tie for one placement by the referee does not automatically place the losing contender of the tie in the next position. This procedure is to be followed for each placement in turn, as ties occur. The referee shall turn in a judge's card only when called upon to break a tie, in which case only his tie breaking decision shall be indicated on the card.
 9. All placements stated in the prize list/omnibus shall be awarded, beginning with first place and proceeding in order through all placements, unless there is an insufficient number of entries or an entry is eliminated, excused, or disqualified.
 10. It shall be the prerogative of the Licensee to designate a particular system of judging and to post judges' cards and complete order of placement for public inspection. Judges accepting an invitation to officiate must recognize the Licensee's prerogative. Unless the Licensee designates a particular system of judging when an invitation is issued, a judge is not required to use a particular system of judging.
 11. A judge must order from the ring any unruly horse or one whose actions threaten to endanger the rider, driver, handler, other exhibitors or their entries.
 12. A judge must order from the ring any rider, driver or handler who exhibits inappropriate or dangerous behavior or whose actions would in any way threaten the safety of any exhibitor, their entries or the safety of class officials.
 13. When over 40 horses or riders are entered in a performance class in which horses compete together, a judge must divide the class and work it in groups of less than 40. Unless individual tests are required in the class routine, he shall bring the top contestants from each group back into the ring for final adjudication. (Exception: See AR107.7d and DR126.1a(4)).
 14. In classes which have a maximum weight and/or measurement for shoes, the judge himself must immediately weigh and/or measure any shoe that is cast. In such classes the judge may not excuse an entry from the ring until satisfied that the entry has not cast a shoe.
 15. In the Western and Western Seat Equitation division, when a single judge system is used, judge's cards shall be considered final and shall not be changed after the completion of the presentation of awards for that class.
 16. Judges' cards and/or official score sheets are to be signed by the judge and retained (with the exception of score sheets returned to the exhibitor) as part of the competition's official records for a period of no less than three years. Electronic signatures through a PDA or similar device used to record scores will fulfill the signature requirement.
 17. Judges must commence and complete classes in accordance with GR109.

GR1034 Stewards and Technical Delegates

1. Except in Hawaii and Alaska, no steward may officiate for more than three consecutive years at the same competition or at more than three consecutive competitions run by the same governing body, Board of Directors or

GR10 - LICENSED OFFICIALS

Licensee. When three or more stewards are officiating, one steward will not be subject to these restrictions and will be eligible to serve as steward for a fourth consecutive competition run by the same governing body, Board of Directors or Licensee.

2. Except in Hawaii, no technical delegate may officiate for more than two consecutive years at the same competition or at more than two consecutive competitions run by the same governing body, Board of Directors or Licensee (**Exception: Driving Technical Delegates. See 3. below**). In Alaska, no dressage technical delegate may officiate more than three consecutive years at the same competition, but are not otherwise restricted from officiating at consecutive competitions run by the same governing body, Board of Directors or Licensee. For the purposes of this rule, multiple, consecutive day Dressage Competitions held within a six-day period will be counted as one competition, if they are run by the same governing body, Board of Directors or Licensee.
3. **Exception: A Driving Technical Delegate shall not serve in that capacity at the same Combined Driving Event, Driving Trial, Driven Dressage Show or Pleasure Driving Show more than three consecutive years. BOD 1/16/16 Effective 4/1/16**
4. **Driving Technical Delegates shall not serve in that capacity at the same Combined Driving Event, Driving Trial or Driven Dressage Show more than three consecutive years. BOD 1/16/16 Effective 2/1/16**
5. A steward or technical delegate should clearly understand that he has no authority in connection with the management or the judging of a competition but should point out in a diplomatic manner any instance where Federation rules are not enforced. He should immediately report to the appropriate officials any violations of the rules which might invalidate a class; should keep himself available to judges, exhibitors and management at all times to clarify the application of Federation rules and investigate any situation where the rules are not upheld.
6. The other duties of a Licensed steward and technical delegate shall be but are not limited to, the following:
 - a. To protect the interests of exhibitors, judges and Competition Management.
 - b. To investigate and act upon any alleged rule violations without waiting for a protest.
 - c. To report to the Show Committee any misrepresentation or substitution of entry without waiting for a protest.
 - d. To ascertain that all judges either are licensed in divisions to which assigned or that the competition has a Guest or Special card for the judge for the divisions not covered by his license.
 - e. To supervise and record time-out, if time-outs are permitted by division rules, in the event of a horse casting a shoe or breakage of equipment, if an official timer or judge is not available as provided for in GR833.
 - f. To satisfy himself that the accommodations for horses, feeding, training areas, etc. are suitable in all respects. The steward or technical delegate must commence his duties early enough to deal with these matters.
 - g. To measure all animals required to be measured as provided for in Chapter 5, Chapter DR (DR135) and Chapter HU, HU168-HU179, and if necessary return Measurement cards to the Federation.
 1. Registered (R) Dressage Technical Delegates must have attended a Federation Dressage/DSHB Pony Measurement Certification clinic where certification testing to measure ponies for dressage or DSHB is conducted. Recorded (r) Dressage Technical Delegates must attend a Federation Dressage/DSHB Pony Measurement Certification clinic prior to January 1, 2011 where certification testing to measure ponies for dressage or DSHB is conducted. Refer to GR1052 and DR135 for additional measurement certification requirements.
 2. Only a USEF-certified Dressage Technical Delegate, working with the Competition Veterinarian, is eligible to conduct Dressage/DSHB pony measurements.
 3. In order for Registered (R) Combined Driving Technical Delegates to conduct measurement at a competition, they must have attended a Federation Combined Driving Pony Measurement Certification clinic where certification testing to measure ponies for Combined Driving is conducted. This certification must be completed by November 30, 2014 for current (R) Combined Driving Technical Delegates.
 4. Only a USEF measurement certified Technical Delegate or Steward, working with the Competition Veterinarian is eligible to conduct Combined Driving pony measurements. (see Chapter 5 Appendix H).

- h. Stewards and Technical Delegates are responsible for ensuring that measurements are conducted in accordance with the rules and that all required paperwork is completed in a legible manner. Offenders could be subject to a fine or administrative penalty at the discretion of the CEO or his designee.
- i. To report to the Show Committee any offense or violation of the rules and prefer charges against violators if the violation is not properly handled by the Show Committee.
- j. To furnish the Federation with a complete written report as to the conduct of the competition including any offenses or violations of the rules by the competition or any exhibitors, within fourteen (14) days after the last licensed day of the competition, on the form furnished by the Federation.
 1. A written report is also required to be submitted for competitions comprised exclusively of FEI classes and at USEF competitions held in Canada.
 2. If the Federation does not receive the completed report and/or attachments postmarked and/or electronically submitted within fourteen (14) days of the closing of the competition, the Steward/Technical Delegate will be fined a fee of \$100. For the second offense and any offense thereafter in the same competition year, said official will be fined \$250. A third offense and any offense thereafter will result in an automatic suspension from office as Steward or Technical Delegate for 90 days, in addition to the fines.
 3. Failure to pay any fine within 30 days will result in a violation of rules and the Steward/Technical Delegate will be subject to an additional \$100 late fee.
 4. If the Steward/Technical Delegate disputes that the report was not timely filed, he/she may appeal in writing to the Federation within 30 days of receipt of the Federation's notice of the fine. The appeal must be accompanied by a check for \$50., payable to the Federation, which will be refunded if the appeal is upheld. The CEO or his designee and three members of the Licensed Officials Committee will consider the appeal and may waive a part or all of the fine upon finding of good cause of why the report was not timely filed and/or a finding that extreme hardship results from the automatic penalty. Note: only the fine may be waived. The rule violation will remain on record for the official.
- k. To collect all medication report forms filed, either with the Steward/Technical Delegate or Designated Competition Office Representative, and send them to the Federation's Office of Equine Drugs and Medications, 956 King Avenue, Columbus, OH 43212-2655.
- l. To observe and report or charge in accordance with Chapter 6:
 1. To see that each entry blank has been signed by a trainer;
 2. To see that every rider, driver, handler, vaulter, longeur, owner, lessee, agent and trainer participating in any Regular Competitions, Eventing Competitions at the Preliminary Level or above, Combined Driving Competitions at the Advanced Level or above, Dressage Competitions, and Vaulting Competitions is a member of the Federation as required by the provisions of Bylaw 203;
 3. To see that each Federation membership number appears on the entry blank or that a Show Pass fee has been paid; and
 4. To see that every rider, driver and vaulter in a non-breed-restricted event in an FEI recognized discipline has complied with GR828.4.
- m. Observe and report that Competition Management has required each exhibitor, rider, driver, handler and trainer or his/her agent(s) to sign each entry blank, or charge in accordance with Chapter 6.
- n. EXCEPTION: At Regular and Local Competitions, 4l and 4m above, are the responsibility of the Secretary not the C1 or C2 Steward.
- o. To make routine inspections of the stable area and to ensure that the stalls are in compliance with GR1215.
- p. To ensure that Federation Member Reports and Judge Evaluation Forms are publicly displayed and available for Federation members during the entire competition.

GR10 - LICENSED OFFICIALS

- q. Notify exhibitors in classes where due to a violation, points will not count toward the Horse of the Year Awards (See GR1113).
 - r. To take all steps necessary for the enforcement of the Drugs and Medications Chapter (see GR411).
 - s. The Steward's and/or schooling supervisor's decision regarding schooling fences, tack and equipment in the warm-up area is final.
 - t. To report to the Federation details of injuries relating to both humans and equines on the official Accident/Injury Report form provided by the Federation. In the event of a fatality, the Federation or weekend on-call number must be notified as soon as possible but not later than 24 hours after the incident.
 - u. To submit to the Federation a copy of the competition's accident preparedness plan, along with his/her steward or technical delegate report as provided for in GR1211.5e.
7. No Steward or Technical Delegate may officiate at more than one competition at the same time. **Exception: USEF Licensed Special Competitions excluding dressage. BOD 1/17/15 Effective 12/1/15.**
8. Stewards and technical delegates must retain copies of steward/technical delegate report forms, and supporting documentation, for a period of three years.

GR1035 Special Duties of a Technical Delegate

1. In addition to the responsibilities of a steward listed in GR1035, the powers, duties and responsibilities of a technical delegate are as follows:
 - a. To inspect the courses and arenas to satisfy himself that the technical details are in accordance with the rules and regulations.
 - b. To satisfy himself, in addition, that the course is fair, at the standard of the level offered and that knowledge of local conditions does not play any part.
 - c. At Eventing Competitions, to assist the Ground Jury to supervise the technical and administrative conduct of the competition. Until he has indicated to the Ground Jury that he is satisfied with all the arrangements, the authority of the technical delegate shall be absolute. At Horse Trials at which the Ground Jury are occupied judging the Dressage Test and/or the Jumping Test, the technical delegate may supervise all arrangements made by the Organizing Committee for the judging and timekeeping of the Cross-Country Test and should be available at the Control Center to adjudicate, where possible, on unforeseen eventualities.
 - d. To protect the interests of competitors, judges and the event or competition organizers.
 - e. To report on the competition, including a record of all disputes and how adjudicated.
 - f. To instruct the Organizing Committee to make any alterations to the course or arena or to any technical detail associated with the conduct of the competition which he considers necessary.
 - g. To help the Ground Jury to supervise the technical conduct of the competition after he has indicated to the President of the Ground Jury that he is satisfied with the arrangements.
 - h. At Dressage Competitions, to observe and report that management and competitors are in compliance with all Dressage Division regulations regarding USEF/USDF Qualifying and Championship classes, Federation Junior Team Championships, and USEF Championships, qualifying and selection trials and observation classes.
 - i. At Vaulting Competitions, to monitor the horse use rule (VA105) and make sure that horses are not used more than the maximum units allowed.
 - j. Driving Technical Delegates: To ensure the Motorized Vehicle Notice is posted at the Event.

GR1036 Yellow Warning Card - Stewards and Technical Delegates

1. A Yellow Warning Card may be issued by a Steward, Technical Delegate, or Competition Official working in any of these capacities at the competition to any competitor, spectator or participant for improper conduct, or for non-compliance with the rules, provided the issuer considers the conduct not severe enough to cause the issuer to file

formal Charges pursuant to GR604.

2. To issue a Yellow Warning Card, a Steward, Technical Delegate, or Competition Official must complete and sign the Yellow Warning Card.
3. A copy of the signed Yellow Warning Card must be provided to the alleged offender at the competition either in person or by any other suitable means. A copy of the Yellow Warning Card must then be sent to the Federation with the Steward's/Technical Delegate's Report Form and noted therein.
4. Upon receipt of the Yellow Warning Card, the Federation will send an acknowledgment of its receipt of the Yellow Warning Card to the alleged offender advising of the provisions of this Rule.
5. The issuance of a Yellow Warning Card is not meant to replace the filing of charges for a willful and serious violation of Federation rules, and in no case may a Yellow Warning Card be issued for abuse of a horse in any form. It is for lesser offenses only.
6. Immediately following receipt by the Federation of a third Yellow Warning Card indicating that a competitor, spectator, or participant has been issued three (3) Yellow Warning Cards within a sixteen (16) month period the CEO or his designee shall either levy a fine ranging from \$500 to \$1000 or issue a formal Charge pursuant to this Rule and GR604 alleging that the rules have been violated on all or any one of said three occasions pursuant to Chapter 6 of the Rules. If the alleged offender is found in violation of any or all of said violations they may be subject to the penalties set forth in Chapter 7 of the Rules.

GR1037 Conflicts of Interest and Restrictions - Judges (See also GR107 and GR1304)

1. A judge may not be an owner of any interest in a horse (including but not limited to syndicate and partnership shares), nor may he/she be an exhibitor, trainer, coach, lessor, lessee, rider, driver, halter handler, steward, technical delegate, or manager, nor may he/she be a family member of a competition licensee, steward, technical delegate or manager at any Federation Licensed Competition at which he/she is officiating, including unrated classes. Exceptions: In the Eventing division and in the Dressage division, except for Dressage Sport Horse Breeding classes, horses may be shown Hors de Concours in classes where the owner is not officiating See also GR1304.17-.20. In the Hunter and Hunter/Jumping Seat Equitation divisions a judge may not be an owner of any interest in a horse (including but not limited to syndicate and partnership shares) that competes before him/her at any Federation Licensed Competition at which he/she is officiating, including unrated classes.
2. A judge may not, during a competition at which he/she is judging, be the houseguest of a person who is exhibiting or competing at such competition or whose family is exhibiting or competing at such competition.
3. A judge may not discuss with an exhibitor the purchase, sale or lease of any horse during a competition at which he/she is officiating.
4. A judge may not officiate more than **one time within 125 radial miles during any 20 day period in the following circumstances:**
 - a. In any one of the following classes: ASPCA Horsemanship, Washington International Horse Show Equitation, USEF Show Jumping Talent Search, or the US Hunter Seat Medal at Premier or National rated competitions
 - b. In the same "A" rated division or section (**Exception: Federation Licensed Special Competitions**)
 - c. In the Andalusian/Lusitano, Arabian, Friesian, Hackney, Morgan, National Show Horse, Roadster, American Saddlebred, or Shetland division or section. **BOD 1/17/15 Effective 12/1/15**
5. Paso Fino Division: A judge may not officiate more than once within two hundred (200) road miles during any thirty (30) day period.
 - a. This restriction does not apply to Guest Judges officiating classes recognized by a national breed or discipline association for which the Federation has no division rules and does not license judges.
6. Limitations for Andalusian/Lusitano Judges:
 - a. A judge cannot officiate at two licensed competitions within the same IALHA Region (excluding the IALHA

GR10 - LICENSED OFFICIALS

National Competition) within the same year unless the competitions are six (6) months apart and travel distance from one competition facility to the second facility is 200 miles or greater.

- b. A judge licensed in the Andalusian/Lusitano Division may not officiate at more than one Regional Championship competition in that Division during any one competition year.
- c. A judge that has officiated at an IALHA National Championship Competition is ineligible to officiate at another IALHA National Championship for the next three years.

GR1038 Conflicts of Interest and Restrictions - Stewards and Technical Delegates
(See also GR107 and GR1304)

1. The following persons at a given competition are ineligible to serve as stewards and technical delegates: the president, chairman, other Show Committee officers, competition secretary, manager or other competition officials or employees, judges or exhibitors at that competition.
2. No steward or technical delegate may officiate in any competition in which any member of his family or any of his clients is judging.
3. No steward or technical delegate may officiate at a competition if he or any member of his family has any relationship with the competition which constitutes a conflict of interest with the steward's or technical delegate's duties under these rules. No member of the steward's or technical delegate's family (as defined in GR123) may serve as a Federation Licensed Official, Competition Licensee, Competition Manager or Competition Secretary at the competition where the steward or technical delegate is officiating.
4. No member of a steward's or technical delegate's family, nor any of the steward's or technical delegate's clients, may take part as a trainer, coach, lessor, lessee, exhibitor, rider, driver, handler or vaulter at a competition where the steward or technical delegate is officiating, including unrated classes.
5. In addition to the above restrictions, the following persons may not serve as the technical delegate at an Eventing Competition, Vaulting Competition or Dressage competition:
 - a. A close relative of a competitor or owner of a horse entered in the competition.
 - b. Chefs d'Equipe whose teams are entered in the competition.
 - c. Instructors or trainers of competitors entered in the competition. A member of the Ground Jury, the course designer, a Dressage or Jumping judge at the event.
 - d. The Director (Manager) of the competition or a member of the Director's family.
6. Stewards and technical delegates are not to be used as a ringmaster, announcer, timer or Judge, or in any other volunteer or paid position not related to their proper duties at Licensed Competitions where they are officiating with the following exception:
 - a. At a competition where more than one steward or technical delegate is officiating, and after a Steward or Technical Delegate has entirely completed his/her duties at that Licensed Competition, he/she may serve in another capacity; including as a judge in the Jumper Division.
7. During the course of a competition, no steward or technical delegate may be the houseguest of a person who is exhibiting, or whose family is exhibiting, at the same competition.
8. A member of a manager's family may not officiate as a judge, steward, or technical delegate at said manager's competition.
9. A steward or technical delegate cannot own or operate any business (i.e. tack shop, braiding business, etc.) at the same competition where he/she is officiating.
10. No Steward or Technical Delegate who is presently receiving, or has received within the past 30 days, any form of compensation from a competition management firm for services other than as a USEF licensed official or schooling supervisor, may officiate at any of said management's competitions.

GR1039 Conflicts of Interest and Restrictions - Licensed Officials

1. Any individual serving as an official at a competition may not charge or receive direct financial benefit from tutoring a learner or apprentice at the same competition.

SUBCHAPTER 10-I LICENSE APPLICATIONS, ENROLLMENT, PROMOTION, AND MAINTENANCE

GR1040 General

1. Application must be made on the appropriate official enrollment or promotion form, signed by the applicant, and accompanied by the required fee which is not refundable.
2. Enrollment or promotion as a judge in more than four divisions at any one time will not be considered.
3. It is the responsibility of the licensed official to accomplish all necessary requirements for maintaining their license. The Federation is not required to provide notices of time periods within which requirements must be fulfilled.
4. Documented attendance of an FEI recognized course will count towards fulfilling the clinic requirement of the comparable national discipline judge, course designer, or technical delegate license (Exception: Jumper Judge and Dressage divisions. Dressage judge refer to GR1050.3b), providing it occurs during the same time frame required by the national license.
5. The Licensed Officials Committee, not the applicant, will send out evaluations concerning the applicant to such persons listed as references by the applicant and to such licensed officials, members of Division Committees and others as it may elect. No member of the Licensed Officials Committee may serve as a reference for an applicant for a judge's, steward's or technical delegate's license. All evaluations must be returned to the Committee.
6. In the case of those applicants whose applications are not reviewed by the Licensed Officials Committee because of an insufficient number of returned evaluation forms, the Committee will so advise the applicants and will hold those applications in a pending file for one more meeting of the Committee.
7. If an application is denied, the applicant is not eligible to reapply for the same division until 12 months after the Licensed Officials Committees decision. Denied refers to applicants that have been closed by the Licensed Officials Committee rather than those tabled and asked to complete additional requirements. *BOD 1/17/15 Effective 12/1/15*
8. Anyone denied for the same license level and type more than three times may not apply again for the same license and type for seven years. *BOD 1/16/16 Effective 4/1/16*
9. Officials who do not pass the examination on their first attempt will have the opportunity to re-take the exam one additional time. If an official does not achieve a passing score on the make-up exam, they are ineligible to renew the license. They may take the comparable exam in the next competition year and if a passing score is achieved, submit a request for reinstatement of that license.
10. The Committee may require a person of any age to pass a physical examination before considering an application for enrollment, promotion or renewal. The Committee will not reject for physical reasons any application for enrollment, promotion or renewal before a physical examination has been conducted.
11. For the purposes of maintaining officiating requirements, the first full year after an official's approval will be considered as the start of their officiating record.
12. Unless stated otherwise, all persons when first approved as a judge in a division shall receive Recorded status regardless of age or experience unless the applicant holds Registered status with Equine Canada or status with the FEI, or another National Federation.
13. All persons when first approved as stewards shall receive a Recorded Category 1, Category 2, or Combined Category status regardless of age or experience.
 - a. If the applicant is licensed as a Senior or Senior National Steward by Equine Canada, the Licensed Officials

GR10 - LICENSED OFFICIALS

Committee has the option to grant either Recorded or Registered status. The following conditions must be met by EC Stewards:

1. USEF Steward's clinic must be attended within two years prior to application for USEF status.
 2. Upon receipt of the completed application, a written exam will be mailed to the applicant, with 30 days allowed for return; passing score 85%.
 3. Verification of Equine Canada status must be provided.
 4. USEF Clinic, exam, and officiating requirements to maintain the license apply.
14. All persons when first approved as Vaulting Technical Delegates shall receive Recorded ('r') status. (Exception: initial grandfather process which will allow either Recorded 'r' or Registered 'R' status at the discretion of the Licensed Officials Committee.)
15. Renewal, Reinstatement, Re-enrollment, and Re-application of Licenses
- a. An official who is eligible to renew (up to date on clinic, exam and officiating requirements) his/her license will have one full competition year after the lapse of their license(s) to renew by the standard procedure; i.e. hard copy renewal or the online renewal.
 - b. If two competition years have passed since an official has renewed his/her license(s), they must request a reinstatement of licensing. A request for reinstatement must be submitted to the Licensed Officials Department. **All first time requests are decided by a Licensed Official Committee Co-Chair. If an Official has received a reinstatement for a specific license in the past, it must be reviewed by the Licensed Officials Committee. BOD 1/16/16 Effective 4/1/16**
 - c. If three but less than five competition years have lapsed since an official has renewed his/her license(s) they must then apply for re-enrollment of those licenses, following the specific requirements outlined for each license.
 - d. If five or more competition years have lapsed since an official has renewed his/her license(s) they must then re-apply for licensing, following the full license requirements specified for each license.

GR1041 Clinic and Officiating Requirements

1. Clinic and officiating requirements must be met by November 30 to be eligible to renew each license for the following competition year which begins December 1.
2. Any official who fails to fulfill clinic requirements or who fails to meet officiating requirements will not be eligible to have his/her license renewed and will have to apply for an extension. A one-year clinic extension with **or without** officiating restrictions or a one-year officiating extension **may be granted. All first time requests are decided by a Licensed Official Committee Co-Chair. If an official has received the respective clinic or officiating extension in the past, it must be reviewed by the Licensed Officials Committee. If the Licensed Officials Committee reviews the clinic extension request, officiating restrictions may be given.** All requests must be received in writing via mail, email, or fax.
3. In the event that an official's clinic requirement falls due in a year in which a corresponding clinic is not offered, the deadline will automatically be extended to the following year with no restriction providing all other requirements of the license are met.
4. Documented adjudication of FEI recognized classes at foreign FEI sanctioned competitions will count towards maintaining the same national discipline judge or course designer license, providing it occurs during the same time frame required by the national license.
5. **Refer to the specific breed/discipline rules in Subchapter 10-I of this Chapter for specific officiating and exam requirements.**
6. Verified judging of an Equine Canada competition will be considered a suitable substitute for a Federation competition for the purposes of maintaining a current license but not for enrollment or promotion learner/apprentice requirements. Written verification must be submitted to the Federation to substantiate EC officiating. Any requests

for acceptance of officiating experience in countries other than Canada will be considered on an individual basis.

7. The LOC can require an official to complete additional educational experience. *BOD 6/20/16 Effective 8/1/16*

GR1042 Andalusian/Lusitano Judges

1. No application will be considered until ten evaluation forms are returned from members of the Federation, one of which must be a recommendation from a member of the Federation Andalusian/Lusitano Committee.
2. Learner judge at a minimum of three different Federation Licensed Competitions, under three different Federation/Andalusian/Lusitano judges. These requirements must be fulfilled within a three-year period preceding application.
3. All persons applying for enrollment or re-enrollment must have attended a Federation/IALHA Clinic and receive a passing score of 85% or better on an examination administered by the Federation within three years preceding application.
4. The Committee will require Andalusian/Lusitano judges who do not officiate at one Licensed Competition within five years after obtaining a license or for any five year period thereafter, to re-apply for a license.
5. Judges must attend a Federation/IALHA Clinic every five years and receive a passing score of 85% or better on an examination administered by the Federation.
6. No applicant will be considered for promotion unless he has adjudicated Andalusian/Lusitano divisions in at least two Licensed Competitions during the past three years, verified by stewards' reports.

GR1043 Arabian Judges

1. No application will be considered unless and until 15 forms which actually evaluate the applicant per division are returned from USEF members, eight of which must be from relevant licensed judges, stewards, technical delegates or committee members.
2. Applicants for enrollment will not be considered unless the applicant served as a Learner judge at a minimum of three Licensed Competitions in the Arabian division, under a minimum of three different Federation/AHA Registered Arabian judges, within a three-year period preceding application. A copy of the Learner Judge Evaluation Form shall be submitted to the Federation and to AHA.
3. Applicants for enrollment will not be considered unless the applicant has attended a Federation/AHA Judges' School, and successfully passed all phases of an examination at this School within one year preceding application.
4. All Arabian judges must attend and successfully complete all requirements of a Federation/AHA Judges' Seminar at least once every three years, by seminar or other means of education as determined by the Education/Evaluation Commission or the Judges and Stewards Commissioner's Office.
5. At the request of the USEF Licensed Officials Committee (LOC), the Education Evaluation Commission (EEC), or the AHA Judges and Stewards Commissioner's office, a judge may be required to attend a Seminar outside of his regular rotation.
6. All Judges must satisfactorily complete a written exam once every three years with a minimum score of 85%; National/Regional judges must earn a score of 90% to maintain N/R status with AHA.
7. No applicant will be considered for promotion unless he has adjudicated in at least two Licensed Competitions with an Arabian Division, with a total of five (5) days judging (6 hour minimum each day) during the past four years in the division in which he is applying, verified by stewards' reports.

GR1044 Carriage Pleasure Driving Judges

1. No application will be considered unless and until 15 forms which actually evaluate the applicant per division are returned from USEF members, eight of which must be from relevant licensed judges, stewards, technical delegates or committee members.
2. Applicants for enrollment will not be considered unless they are
 - a. licensed by the American Driving Society, or

GR10 - LICENSED OFFICIALS

- b. have successfully completed a training program planned by the Federation and/or ADS.
4. For an applicant in the Driving Divisions who already holds Registered status with the American Driving Society, the Licensed Officials Committee shall have the option of granting Registered status.
5. The Committee will require judges who do not officiate at one USEF Licensed Competition OR ADS recognized Pleasure Competition with 15 classes or more within five years after obtaining a license or for any five-year period thereafter, to re-apply for a license.
6. All Carriage Pleasure Driving Judges must attend a Federation/ADS Carriage Pleasure Driving Judges' seminar, and receive a score of 85% or better on judges' written examination at least once every three years.
7. No applicant will be considered for promotion unless he has adjudicated in at least two USEF Licensed Competitions or two ADS recognized Pleasure competitions during the past three years, as verified by technical delegates' reports

GR1045 Combined Driving Judges

1. No application will be considered unless and until 15 forms which actually evaluate the applicant per division are returned from USEF members, eight of which must be from relevant licensed judges, stewards, technical delegates or committee members.
2. Applicants for enrollment will not be considered unless they are
 - a. licensed by the FEI or the American Driving Society, or
 - b. have successfully completed a training program planned by the Federation and/or ADS, or
 - c. have competed internationally as a driver for at least five (5) years, completed at least five (5) International Competitions, must have apprentice judged at least three (3) times and received positive evaluations at least three (3) times at three (3) Advanced Level competitions under three (3) different judges.
3. All Combined Driving Judges must attend a Federation/ADS Combined Driving Judges' seminar, and receive a score of 85% or better on judges' written examination at least once every three years.
4. For an applicant in the Driving Divisions who already holds Registered status with the American Driving Society, the Licensed Officials Committee shall have the option of granting Registered status.
5. The Committee will require judges who do not officiate at one Licensed Competition within three years after obtaining a license or for any three-year period thereafter, to re-apply for a license.
6. No applicant will be considered for promotion unless he has adjudicated in at least two Licensed Competitions during the past three years in the Combined Driving division, verified by technical delegates' reports.

GR1046 Combined Driving Course Designer

1. No applicant will be considered unless and until fifteen (15) forms which evaluate the applicant per division are returned, eight (8) of which must be from the current list of USEF Combined Driving Judges, Technical Delegates, and Course Designers, and the remaining obtained from members of the USEF Driving Committee, Combined Driving organizers, or USEF members who are Combined Driving competitors.
2. Minimum eligibility requirements for enrollment in the training program as an Apprentice.
 - a. Must have competed at the Advanced level at four (4) or more USEF-licensed Combined Driving events, or
 - b. Have instructed at least two (2) drivers who meet this requirement or
 - c. Show evidence of practical experience with Combined Driving at the Advanced level.
 - d. Must have designed courses at the Preliminary level or above at a minimum of two (2) different sites.
 - e. Must receive a minimum score of 85% on the written open-book Combined Driving Course Designers' Examination, which will be administered to applicants for enrollment in the training program.
3. Registered Combined Driving Course designers must be the Course Designer at a minimum of one (1) course during a three-year period.
4. Combined Driving Course Designers must attend a USEF or FEI Combined Driving Course Design course once

every three years and receive a minimum score of 85% on the closed-book written examination given at the conclusion of the course.

5. Minimum eligibility requirements to receive Registered "R" status.
 - a. Complete a USEF or FEI Combined Driving Course Design course.
 - b. Receive a minimum score of 85% on the closed-book written examination given at the conclusion of said course.
 - c. Complete apprenticeship with two different USEF or FEI Course Designers at two events at the Intermediate level or above.

GR1047 Combined Driving Technical Delegate

1. No application will be considered unless and until fifteen forms with an evaluation of the applicant per division are returned from members of the Federation, eight of which must be from relevant licensed judges, stewards, technical delegates or committee members.
2. Applicants for enrollment in the Combined Driving Divisions will not be considered unless they:
 - a. are licensed by the FEI or the American Driving Society, or
 - b. have successfully completed a training program planned by the Federation and ADS, or
 - c. have competed internationally as a driver at least five (5) years and completed at least five (5) international Competitions, must have apprentice TD'd at least three (3) times and received positive evaluations at least three (3) Advanced Level competitions under three (3) different Technical Delegates.
3. For an applicant in the Driving Divisions who already holds Registered status with the American Driving Society, the Licensed Officials Committee shall have the option of granting Registered status.
4. All technical delegates must attend a Federation technical delegates clinic at least once every three years.
5. All technical delegates must take a technical delegates' examination once every three years and must receive a mark of 85% or better before their license is renewed.
6. Any technical delegate who fails to meet the clinic requirement will not have his license renewed and will have to reapply for his status.

GR1048 Carriage Pleasure Driving Technical Delegate

1. No application will be considered unless and until fifteen forms with an evaluation of the applicant per division are returned from members of the Federation, eight of which must be from relevant licensed judges, stewards, technical delegates or committee members.
2. Applicants for enrollment in the Carriage Pleasure Driving Division will not be considered unless they are currently licensed by the American Driving Society, and /or are a current Federation licensed official, and must:
 - a. Learner TD at least one USEF Carriage Pleasure Driving competition, or a Breed or Multi-breed Competition with either breed-restricted or open Carriage Pleasure Driving classes and receive a positive evaluation from the officiating Federation Carriage Pleasure Driving Technical Delegate.
- * The USEF Carriage Pleasure Driving competition at which the applicant learner TD's, must have a minimum of 16 classes or the applicant must learner TD a minimum of 16 classes, combined, from multiple competitions with "R" Federation Carriage Pleasure Driving TDs. If the applicant needs to learner TD at additional competitions in order to meet the minimum requirement of 16 classes, these additional competitions may be ADS recognized competitions. In all cases, evaluations must be sent to the Federation from the Federation Carriage Pleasure Driving officiating TDs.
- * Pairs and multiples classes must be included in the 16 classes. (Exception: An applicant may substitute documented driving experience with Pairs, Multiple and Fours for officiating experience.)
 - b. have successfully completed a Federation Carriage Pleasure Driving Technical Delegate's written exam and received a score of 85% or better;

GR10 - LICENSED OFFICIALS

- c. completed a Federation approved ADS Pleasure Driving officials' clinic.
3. For an applicant in the Carriage Pleasure Driving Division who already holds Registered status with the American Driving Society, the Licensed Officials Committee shall have the option of granting Federation Registered status.
4. The Licensed Officials Committee may require TDs who do not officiate at one USEF Licensed Competition with Carriage Pleasure Driving classes or ADS recognized Pleasure Driving Competition of 16 classes or more within five years after obtaining a license or for any five-year period thereafter, to re-apply for a license.
5. All Carriage Pleasure Driving technical delegates must attend a Federation approved ADS Carriage Pleasure Driving technical delegates clinic at least once every three years. A TD failing to meet the clinic requirement may not have his license renewed and will have to reapply for his status.
6. All technical delegates must take a Carriage Pleasure Driving technical delegates' examination once every three years and must receive a mark of 85% or better before their license is renewed.
7. No applicant will be considered for promotion unless he has adjudicated at least two USEF Licensed Competitions with Carriage Pleasure Driving classes or two ADS recognized Pleasure competitions during the past three years, as verified by the officiating technical delegates' reports. *BOD 6/20/16 Effective 8/1/16*

GR1049 Connemara Judges

1. In the Connemara Division, no application will be considered unless and until ten forms with an evaluation of the applicant have been received by the Federation. Of those ten, five must be recommendations received from Federation licensed officials and/or current Federation Connemara Committee members.
2. Applicants must serve as a learner judge at a minimum of two Federation licensed competitions, under a minimum of two different Federation Connemara Judges within five years preceding application.
3. Applicants must attend a Federation Connemara Judge's clinic and pass an examination with a score of 85% or better within five years preceding application.
4. No applicant will be considered for promotion unless he has judged at least two Federation licensed Connemara divisions **within a five year period preceding application to "R" status.**
5. Registered and Recorded Connemara judges **do not have officiating requirements but are required to** attend a Federation judges' clinic at least once every **four** years and pass an examination **every two years** with a score of 85% or better to retain their license. *BOD 1/17/15 Effective 12/1/15*

GR1050 Dressage Judges

1. No application will be considered unless and until 15 forms which actually evaluate the applicant per division are returned from USEF members, at least 12 of the 15 must be from licensed Dressage Judges, Dressage or Eventing technical delegates or members of the Federation Dressage Committee.
2. Applicants must complete the current training program of the Federation Dressage Committee, approved by the Federation Licensed Officials Committee. Information on application procedure and on the current program is available from the Federation. If otherwise eligible, currently licensed, or retired, foreign FEI Dressage judges may apply for Federation Senior (S) Dressage judge classification and are exempted from participation in any Federation training program for judge licensing or promotion.
3. All judges must attend a Federation judges' clinic at least once every three years.
 - a. Recorded and Registered Dressage judges must attend a national level clinic.
 - b. Senior Dressage judges must attend a National and an International Level clinic. In the event that an (S) judge's clinic requirement falls due in a year when there is no International level clinic, the deadline will automatically be extended to the following year. (Exception: FEI-licensed dressage judges who attend an FEI judges clinic at least once every three years are required to attend a Federation judges' clinic only once every five years).
4. Dressage judges must judge four Licensed Dressage competitions, Regular Competitions (with open or

breed-restricted Dressage divisions) and/or Eventing Competitions every two years or the license will not be renewed. This is a rolling schedule and the two years resets each December 1st (the beginning of the USEF competition year). **Only one of the required four Licensed Competitions may be a Regular Competition with breed restricted Dressage Divisions. BOD 1/16/16 Effective 4/1/16**

5. Dressage judges must also take a separate open-book written examination every three years and receive a mark of 85% or better before their license is reissued.
6. Applicants for change of status must complete the current training program of the Federation Dressage Committee, approved by the Licensed Officials Committee. Information on application procedure and on the current program is available from the Federation Office.
7. Any judge licensed by the Federation to judge Dressage classes must be a current member in good standing of the United States Dressage Federation (USDF).

GR1051 Dressage Sport Horse Breeding Judges

1. No application will be considered unless and until 15 forms which actually evaluate the applicant per division are returned from USEF members, eight of which must be from relevant licensed judges, stewards, technical delegates or committee members.
2. Applicants must complete the current training program of the Federation Dressage Committee, approved by the Federation Licensed Officials Committee. Information on application procedure and on the current program is available from the Federation Office.
3. All judges must attend a Federation judges clinic at least once every three years. In the event that a Dressage Sport Horse Breeding clinic requirement falls due in a year when there is no Dressage Sport Horse Breeding clinic, the deadline will automatically be extended to the following year.
4. The Committee will require judges who do not officiate at one Licensed Competition within three years after obtaining a license or for any three-year period thereafter, to re-apply for a license. This is a rolling schedule and the three years resets each December 1st (the beginning of the USEF competition year).
5. Dressage Sport Horse Breeding judges must take a separate open-book written examination every three years and receive a mark of 85% or better before their license can be renewed.
6. Any judge licensed by the Federation to judge Dressage Sport Horse Breeding (DSHB) classes must be a current member in good standing of the United States Dressage Federation (USDF).

GR1052 Dressage Technical Delegates

1. No application will be considered unless and until fifteen forms with an evaluation of the applicant per division are returned from members of the Federation, 12 of which must be from the current roster of Dressage judges or technical delegates or current members of the Federation Dressage Committee.
2. Applicants to become a Dressage Technical Delegate must complete the current training program of the Federation Dressage Committee. The program must also be approved by the Federation Licensed Officials Committee. Information on the application procedure and on the current program is available from the Federation office.
3. All technical delegates must attend a Federation Technical Delegates clinic at least once every three years.
4. In order to maintain his/her license, a Registered (R) Dressage Technical Delegate must have attended a Federation Dressage/DSHB Pony Measurement Certification clinic where certification testing to measure ponies for dressage or DSHB is conducted. Recorded (r) Dressage Technical Delegates must attend a Federation Dressage/DSHB Pony Measurement Certification clinic prior to January 1, 2011 where certification testing to measure ponies for dressage or DSHB is conducted.
5. Federation Dressage/DSHB Pony Measurement Certification clinics must include a live measurement evaluation (including a practical and written examination), which must be passed with a minimum score in each section of 75%

GR10 - LICENSED OFFICIALS

or better. In addition, in order to obtain a passing score in the practical examination, the person being evaluated must receive scores of “5” or above in every category.

6. Once measurement certification is required, a Dressage Technical Delegate who fails the measurement certification examination will not have his/her license renewed the next membership year and will have to attend another clinic and pass the measurement evaluation before applying to have his/her license reinstated at his/her original status.
7. All technical delegates must take a technical delegates’ examination once every three years and must receive a mark of 85% or better before their license is renewed.
8. The Committee will require those technical delegates who do not officiate at a minimum of three Licensed Competitions within three years after obtaining a license or any three-year period thereafter, to re-apply for a license. This is a rolling schedule and the three years resets each December 1st (the beginning of the USEF competition year).
9. A Registered (R) or Recorded (r) Dressage Technical Delegate must be a current member in good standing of the United States Dressage Federation (USDF). Only Dressage Technical Delegates who are current Participating Members of the United States Dressage Federation may officiate at USEF/USDF Regional and National Dressage Championships.

GR1053 Eventing Judges

1. No application will be considered unless and until 15 forms which actually evaluate the applicant per division are returned from USEF members who are Licensed Eventing Officials or current members of the Federation Eventing Committee.
2. Applicants must meet minimum requirements and complete the current training program of the Federation Eventing Committee approved by the Federation Licensed Officials Committee. Information on application procedure and the current program is available on the USEF website www.usef.org and also from the Federation Office.
3. Eventing judges must judge at three Federation Recognized/Endorsed Eventing Competitions every three years or the license will not be renewed.
4. All Eventing judges must attend a Federation/USEA Eventing judges’ clinic and receive a score of 85% or better on an Eventing judges written examination at least once every three years.
 - a. In the event that a Registered judges’ and technical delegates’ clinic requirement is due in a year when there is no Registered level clinic, the deadline will automatically be extended to the following year.
 - b. Eventing Judges who do not hold a Federation Dressage Judge’s license must also attend a national level Dressage Judges clinic once every three years or a Dressage for Eventing clinic especially organized for this purpose.
5. Eventing applicants for change of status must meet minimum requirements and complete the current training program of the Federation Eventing Committee, approved by the Licensed Officials Committee. Information on application procedure and on the current program is available on the USEF website www.usef.org and also from the Federation Office.

GR1054 Eventing Technical Delegates

1. No application will be considered unless and until fifteen forms which actually evaluate the applicant per division are returned from Federation Licensed Eventing Officials or current members, 12 of which must be from the current roster of Eventing technical delegates, Eventing judges, or current members of the Federation Eventing Committee.
2. Applicants to become an Eventing technical delegate must meet minimum requirements and complete the current training program of the Federation Eventing Committee. The program must also be approved by the Federation Licensed Officials Committee. Information on the application procedure and on the current program is available on the USEF website www.usef.org and also from the Federation office.
3. All technical delegates must attend a Federation technical delegates clinic at least once every three years. Any technical delegate who fails to meet the clinic requirement will not have his license renewed and will have to

reapply for his status.

4. All technical delegates must take a technical delegates' examination once every three years and must receive a mark of 85% or better before their license is renewed.
5. The Committee will require those technical delegates who do not officiate at a minimum of three Recognized/ Endorsed Competitions within three years after obtaining a license or any three-year period thereafter, to re-apply for a license.
6. Eventing technical delegate applicants for change of status must meet minimum requirements and complete the current training program of the Federation Eventing Committee approved by the Licensed Officials Committee. Information on application procedure and on the current program is available on the USEF website www.usef.org and also from the Federation office.

GR1055 Eventing Course Designers

1. No application will be considered unless and until 15 forms which actually evaluate the applicant per division are returned from USEF members who are Licensed Eventing Officials or current members of the Federation Eventing Committee. (See GR1057.4 below for additional requirements for Eventing Show Jumping Course Designer.)
2. Applicants for status as an Eventing Course Designer must fulfill the requirements for such status recommended by the Federation Eventing Committee and approved by the Federation Licensed Officials Committee.
3. Cross Country Course Designers.
 - a. Recorded or Registered Cross Country Eventing Course Designers must be the Eventing Cross Country Course Designer at a minimum of three horse trials every three years.
 - b. Eventing Cross Country course designers must attend a continuing education clinic and receive a passing score of 85% or above on a written exam once every three years.
4. Show Jumping Course Designers
 - a. No application will be considered unless and until the USEF Licensed Officials Committee has received written recommendations from two "R" Eventing Technical Delegates and two riders who have officiated/ridden over jumping courses designed by the applicant and from the Eventing Show Jumping Course Advisor, stating that they believe that the applicant has demonstrated the knowledge necessary to design suitable courses and should be issued a license by the Federation. These evaluations will help fulfill the requirement of GR1057.1.
 - b. Eventing Show Jumping Course Designers must officiate at a minimum of two separate Events at the Intermediate, Advanced or FEI two star or higher event every three years to maintain the license.
 - c. Eventing Show Jumping Course Designers must attend either a continuing education USEF Jumping Course Designer clinic or a clinic given by the Eventing Jumping Course Advisor at least once every three years.

GR1056 Friesian Judges

1. No application will be considered unless and until ten forms which actually evaluate the applicant per division are returned from USEF members, one of which must be a recommendation from a member of the Federation Friesian Committee.
2. Applicants for enrollment in the Friesian Division must learner judge at least three Federation Licensed Competitions, under a minimum of three different Friesian judges within a three-year period preceding application. Exception: If a judge is already licensed as a Registered (R) or Recorded (r) judge in the Andalusian, Arabian, Hackney, Morgan, National Show Horse, American Saddlebred, or Welsh divisions, he/she may apply for a Friesian license without learner judging but must attend the USEF Friesian Judges Clinic within a three-year period preceding application.
3. All persons applying for enrollment or re-enrollment must have attended a Federation Friesian Clinic within three years preceding application.
4. All Friesian Judges must attend a Federation Friesian Judges Clinic every five years and receive a passing score of

GR10 - LICENSED OFFICIALS

85% or better on a written exam administered every two years.

5. The Committee will require Friesian judges who do not officiate at one Licensed Competition within five years in the Friesian division after obtaining a license or for any five-year period thereafter, to re-apply for a license.
6. No applicant will be considered for promotion unless he has adjudicated in at least two Licensed Competitions during the past five years, verified by stewards' reports.

GR1057 Hackney Judges

1. No application will be considered unless and until 15 forms which actually evaluate the applicant per division are returned from USEF members, eight of which must be from relevant licensed judges, stewards, technical delegates or committee members. The applicant will not be considered unless and until questionnaires are approved by at least three (3) of the current Federation Hackney Pony Committee and should be familiar with the breed (i.e., breeding, training, showing, etc.)
2. Learner judge a minimum of 6 classes to include at least one class in the Harness Pony, Hackney Pony (Cob Tail), Pleasure (Show or Park or Country) and Roadster Pony sections at two Federation Licensed Competitions in the Hackney Division within a three-year period preceding application.
 - a. If a judge is already licensed in the Roadster, American Saddlebred or Saddle Seat Equitation divisions, he/she may add an additional license in the Hackney division by enrolling as per GR1059.1 and learner judging a minimum of 6 Hackney classes to include at least one class in the Harness Pony, Hackney Pony (Cob Tail), Pleasure (Show or Park or Country) and Roadster Pony sections.
3. All persons applying for enrollment or re-enrollment must have attended a Federation judges' clinic within two years preceding application.
4. No applicant will be considered for promotion unless he has adjudicated in at least two Licensed Competitions during the past five years in the Hackney division, verified by stewards' reports. The applicant will not be considered unless and until questionnaires are approved by at least one-third of the current Federation Hackney Pony Committee.
5. Judges must take a written examination every two years and receive a passing score of 85% or better to maintain their license. The completed examination must be returned to the Federation within thirty days of receipt.
6. All licensed Hackney judges must attend a Federation judge's clinic at least once every five years.
7. All Federation judges holding a Hackney card must be a current member in good standing with the American Hackney Horse Society.

GR1058 Hunter Judges

1. Learner Permit. Applicants for the Hunter license must apply for a learner judge's permit. (Exception: individuals currently licensed in at least one of these divisions: Hunter/Jumping Seat Equitation, Hunter Breeding, or Jumper). Specific requirements are as follows:
 - a. Hunter learner permit applicants must be a minimum of 21 years old at the time of application.
 - b. Learner Permit applicants must have been an active competitor as either a rider, trainer, handler, breeder or coach in these divisions at USEF licensed competitions within the last four years.
 - c. **Learner Permit applicants must attend a Federation Hunter clinic within three years preceding application. A Learner Permit is not required when an applicant holds a license in Hunter/Jumping Seat Equitation, Hunter Breeding, and/or Jumper; however, the applicant must attend a Federation Hunter clinic within the three years preceding his first Learner Judge experience in the Hunter division. BOD 1/17/15 Effective 12/1/15 BOD 1/16/16 Effective 4/1/16**
 - d. The completed application form along with the fee must be returned to the Federation Licensed Officials Department.
 - e. The learner judge's permit will expire three years from the date of issuance.
 - f. The Learner judge must still apply for individual competitions through the Federation Licensed Officials

Department. *BOD 1/16/16 Effective 4/1/16*

2. Recorded Judge
 - a. Complete six full days of Learner judging at a minimum of two Federation Licensed Competitions, under a minimum of two different Federation Registered Hunter judges. Applicant must Learner judge at least two complete "A" Rated Conformation Hunter Horse sections or two Pony Hunter divisions that include a model. (Horse or Pony Hunter Breeding classes will also count towards meeting this requirement.) Attendance at the Hunter Breeding Clinic or learner judging one Hunter Breeding section may be substituted for one conformation section or for a Pony Hunter division with a model. These requirements must be fulfilled within a three-year period preceding application.
 - b. Applicants in the Judges Mentor Program must meet the requirements set forth by the National Hunter Committee and/or USHJA Officials Education Committee and be approved by the Federation Licensed Officials Committee. Information on application procedure and on the current program is available from the Licensed Officials Department in the Federation office.
3. No application will be considered unless and until 15 forms which actually evaluate the applicant per division are returned from USEF members, eight of which must be from relevant licensed judges, stewards, course designers, or committee members.
4. The Committee will require judges who do not officiate at one Licensed Competition within three years in the Hunter division after obtaining a license to apply for an officiating extension.
5. All persons applying for enrollment, re-enrollment or promotion must have attended a Federation/USHJA judges' clinic within two years preceding application.
6. Recorded judges must attend a Federation/USHJA judges' clinic at least once every two years.
7. Registered judges must attend a Federation/USHJA judges' clinic at least once every four years. *BOD 1/16/16 Effective 4/1/16*
8. In the Hunter Division, an applicant for promotion must have judged three or more Licensed Competitions during the past three years in the Hunter division. In addition, the applicant for promotion must apprentice judge with a minimum of three Registered ('R') Hunter Judges at three or more separate 'National' or 'Premier' rated competitions. Registered Hunter judges that the applicant apprentice judges with must fill out an evaluation form on the applicant seeking promotion.
9. Any judge officiating USEF Open (not restricted to a breed) hunter and/or jumper classes must be a Senior Active member in good standing of the United States Hunter Jumper Association, Inc.

GR1059 Hunter Breeding Judges

1. Learner Permit. Applicants for the Hunter Breeding license must apply for a learner judge's permit. (Exception: individuals currently licensed in at least one of these divisions: Hunter, Hunter/Jumping Seat Equitation, or Jumper.)
 - a. Hunter Breeding learner permit applicants must be a minimum of 21 years old at the time of application.
 - b. Learner Permit applicants must have been an active competitor as either a rider, trainer, handler, breeder or coach in these divisions at USEF licensed competitions within the last four years.
 - c. *Learner Permit applicants must attend a Federation Hunter Breeding clinic within three years preceding application. A Learner Permit is not required when an applicant holds a license in Hunter, Hunter/Jumping Seat Equitation and/or Jumper; however, the applicant must attend a Federation Hunter Breeding clinic within the three years preceding his first Learner Judge experience in the Hunter Breeding section. BOD 1/16/16 Effective 4/1/16 BOD 6/20/16 Effective 9/1/16*
 - d. The completed application form along with the fee must be returned to the Federation Licensed Officials Department.
 - e. The learner judge's permit is valid for and will expire three years from the date of issuance.

GR10 - LICENSED OFFICIALS

- f. The Learner judge must still apply for individual competitions through the Federation Licensed Officials Department.
BOD 1/16/16 Effective 4/1/16
2. Specific requirements are as follows:
 - a. Learner judge evaluations must be received from all judges with whom applicant officiates. Learner judge will receive one point for every horse that he/she judges at Federation Licensed Competitions. Once the learner judge earns a total of ten (10) points at a minimum of two (2) separate shows with at least two (2) different judges total, he/she may apply for 'R' Hunter Breeding status.
 - b. A Recorded "r" Hunter judge with five or more years of judging experience, may apply for a Hunter Breeding license after learner judging two complete Hunter Breeding sections at two Federation Licensed Competitions under two different Federation Hunter Breeding judges within a three-year period preceding application.
 - c. A Registered "R" Hunter judge with a minimum of five years judging experience may apply his/her Hunter Breeding Guest judging towards his/her learner judging requirements.
3. All persons applying for enrollment or re-enrollment must have attended a Federation/USHJA judges clinic within two years preceding application.
4. No application will be considered unless and until 15 forms which actually evaluate the applicant per division are returned from USEF members, eight of which must be from relevant licensed judges, stewards, course designers, or committee members.
5. Applicants approved in the Hunter Breeding Division shall automatically receive Registered status.
6. The Committee will require judges who do not officiate at one Licensed Competition within five years in the Hunter Breeding, Pony Hunter Breeding, or Arabian Sport Horse Divisions after obtaining a license to attend a Hunter Breeding Clinic within the current or previous year before their license can be renewed.
7. Hunter Breeding Judges must attend a Federation/USHJA Hunter Breeding judges' clinic at least once every **four** years. *BOD 1/16/16 Effective 4/1/16 BOD 6/20/16 Effective 9/1/16*

GR1060 Hunter/Jumping Seat Equitation Judges

1. Learner Permit. Applicants for the Hunter/Jumping Seat Equitation license must apply for a learner judge's permit (Exception: individuals currently licensed in at least one of these divisions: Hunter, Hunter Breeding, or Jumper.) Specific requirements are as follows:
 - a. Hunter/Jumping Seat Equitation learner permit applicants must be a minimum of 21 years old at the time of application.
 - b. Learner Permit applicants must have been an active competitor as either a rider, trainer, handler, breeder or coach in these divisions at USEF licensed competitions within the last four years.
 - c. **Learner Permit applicants must attend a Federation Hunter/Jumping Seat Equitation clinic within three years preceding application. A Learner Permit is not required when an applicant holds a license in Hunter, Hunter Breeding and/or Jumper; however, the applicant must attend a Federation Hunter/Jumping Seat Equitation clinic within the three years preceding his first Learner Judge experience in the Hunter/Jumping Seat Equitation division. *BOD 1/17/15 Effective 12/1/15 BOD 1/16/16 Effective 4/1/16***
 - d. The completed application form along with the fee must be returned to the Federation Licensed Officials Department.
 - e. The learner judge's permit will expire three years from the date of issuance.
 - f. The Learner judge must still apply for individual competitions through the Federation Licensed Officials Department. *BOD 1/16/16 Effective 4/1/16*
2. Recorded Judge
 - a. Learner judge at least ten Equitation classes from the following list: Open Equitation, Federation Medal, Federation Pony Medal, Federation Adult Equitation, ASPCA Maclay, USEF Talent Search, or WIHS. Classes must be

at a minimum of two Federation Licensed Competitions, under a minimum of two different Federation Registered Hunter/Jumping Seat Equitation Judges. At least one competition must have “A” rated Hunter sections. These requirements must be fulfilled within a three-year period preceding application.

- b. Applicants in the Judges Mentor Program must meet the requirements set forth by the National Hunter Committee and/or USHJA Officials Education Committee and be approved by the Federation Licensed Officials Committee. Information on application procedure and on the current program is available from the Licensed Officials department in the Federation office.
3. No application will be considered unless and until 15 forms which actually evaluate the applicant per division are returned from USEF members, eight of which must be from relevant licensed judges, stewards, technical delegates or committee members.
4. All persons applying for enrollment, re-enrollment or promotion must have attended a Federation/USHJA judges’ clinic within two years preceding application.
5. Recorded judges must attend a Federation/USHJA judges’ clinic at least once every two years.
6. Registered judges must attend a Federation/USHJA judges’ clinic at least once every four years. *BOD 1/16/16 Effective 4/1/16*
7. The Committee will require judges who do not officiate at one Licensed Competition within three years in the Hunter/Jumping Seat Equitation division after obtaining a license to apply for an officiating extension.
8. In the Hunter/Jumping Seat Equitation Division, an applicant for promotion must have judged three or more Licensed Competitions during the past three years in the Hunter/Jumping Seat Equitation Division. In addition , the applicant for promotion must apprentice judge Hunter/Jumping Seat Equitation classes with a minimum of three Registered (‘R’) Hunter/Jumping Seat Equitation Judges at three or more separate ‘National’ or ‘Premier’ rated competitions holding Hunter/Jumping Seat Equitation classes. Registered Hunter/Jumping Seat Equitation judges that the applicant apprentice judges with must fill out an evaluation form on the applicant seeking promotion.

GR1061 Hunter, Hunter/Jumping Seat Equitation Course Designers

1. Hunter Course Designer Apprentice Program: To enroll in the Hunter Course Designer Apprentice Program, the following requirements must be met:
 - a. Must have verifiable experience designing hunter/equitation courses at USEF Regional I, Regional II, Local and non-rated competitions
 - b. Submit application for enrollment, along with appropriate fees, into the Program
 - c. The USEF Licensed Officials Committee will review the application and approve or decline for the Program, with input from the USHJA Course Designer’s Task Force considered. The application may be reviewed either by a sub-committee, composed of a minimum of three members of the Licensed Officials Committee, or at a full meeting of the Committee
2. Recorded ‘r’ status: To be eligible to apply for licensing as a Recorded ‘r’ Hunter Course Designer the following requirements must be met within two years after being approved into the Hunter Course Designer Apprentice Program:
 - a. The Apprentice must work at all competition days at a minimum of four USEF-licensed National or Premier rated competitions assisting at least three different “R” Hunter Course Designers at three different locations within two years from the date of approval. Permission to apprentice must be obtained in advance from the Competition Managers and course designers
 - b. At the beginning of each competition, the Apprentice must present the course designer with an evaluation form, which the course designer will complete and submit directly to the USEF following the competition
 - c. Attend a **Federation/USHJA** Hunter Course Design Clinic
 - d. No application will be considered unless and until 10 evaluations are returned from members of the USEF /

GR10 - LICENSED OFFICIALS

USHJA, five of which must come from relevant comparable discipline licensed judges, stewards, course designers or committee members

3. Registered 'R' status: To be eligible for promotion to a Registered 'R' status, the individual must:
 - e. Hold a Recorded 'r' Hunter Course Designer's license for at least two years (24 months) Have served as the official Hunter Course Designer of record at a minimum of five National or three Premier horse shows during or within the previous two years
 - f. No application will be considered unless and until 10 evaluations are returned from members of the USEF/USHJA, five of which must come from relevant comparable discipline licensed judges, stewards, course designers or committee members
4. To maintain his/her license, a 'r' Hunter Course Designer must attend a **Federation/USHJA** Hunter Course Designer's clinic at least once every three years and a 'R' Hunter Course Designer must attend a **Federation/USHJA** Hunter Course Designer's Clinic at least once every five years. *BOD 1/16/16 Effective 4/1/16*
5. All applicants and licensed Hunter Course Designers must be a Senior Active in good standing of the United States Hunter Jumper Association, Inc.

GR1062 Jumper Judges

1. Learner Permit. Applicants for the Jumper license must apply for a learner judge's permit (**Exception: individuals currently licensed in at least one of these divisions: Hunter, Hunter/Jumping Seat Equitation, or Hunter Breeding**). Specific requirements are as follows:
 - a. Jumper learner permit applicants must be a minimum of 21 years old at the time of application.
 - b. Applicants must demonstrate experience in the Jumper Division in the past three years, e.g. trainer, competitor, or official. They must also submit recommendations from a minimum of two Registered (R) Jumper judges.
 - c. **Learner Permit applicants must attend a Federation Jumper clinic within three years preceding application. A Learner Permit is not required when an applicant holds a license in Hunter, Hunter/Jumping Seat Equitation and/or Hunter Breeding; however, the applicant must attend a Federation Jumper clinic within the three years preceding his first Learner Judge experience in the Jumper division. BOD 1/17/15 Effective 12/1/15 BOD 1/16/16 Effective 4/1/16**
 - d. The completed application form along with the fee must be returned to the Federation Licensed Officials Department.
 - e. The learner judge's permit will expire three years from the date of issuance.
 - f. The Learner judge must still apply for individual competitions through the Federation Licensed Officials Department. *BOD 1/16/16 Effective 4/1/16*
2. Recorded Judge.
 - a. Learner judge forty classes including four full days in the Jumper Division with a minimum of two different Federation Registered Jumper judge at a minimum of four Federation Licensed Competitions offering \$2,500 or more in prize money in their Jumper Division.
 - b. The learner judge must have no other duties or responsibilities at the competition where he/she is fulfilling his/her requirements.
 - c. Learner judges must demonstrate to the Registered Jumper Judge their ability to keep a jumper scorecard and also to operate the timing equipment.
 - d. These requirements must be fulfilled within a three-year period preceding application.
3. No application will be considered unless and until 15 forms which actually evaluate the applicant are returned from USEF members, eight of which must be from relevant licensed judges, stewards, technical delegates or committee members.
4. All persons applying for enrollment, re-enrollment or promotion must have attended a Federation/USHJA judges' clinic within two years preceding application. Persons applying for enrollment must also pass a written examination,

administered in conjunction with the Clinic, with a mark of 85% or better.

5. A Recorded (r) Jumper judge must take a written examination every two years and receive a mark of 85% or better before his/her license can be renewed.
6. A Registered (R) Jumper judge must take a written examination every four years and receive a mark of 85% or better before his/her license can be renewed.
7. Registered (R) Jumper Judges that have held 'R' status over 20 years, upon 2/3 vote of the National Jumper Committee at a properly noticed meeting, may receive the title "Master." The person may only be nominated for this "Masters" status by at least three currently sitting members of the National Jumper Committee.
8. Recorded ("r") jumper judges must attend a Federation/USHJA Jumper Clinic at least once every two years.
9. Registered ("R") jumper judges must attend a Federation/USHJA Jumper Clinic at least once every four years.
10. The Committee will require judges who do not officiate at one Licensed Competition within three years in the Jumper division after obtaining a license to apply for an officiating extension.
11. No applicant will be considered for promotion unless he has adjudicated in at least two Licensed Competitions during the past three years in the Jumper division, verified by stewards' reports.
12. Foreign FEI Jumper Judges may apply to the Licensed Officials Department for a Federation Registered Jumper Judge card by fulfilling the following requirements:
 - a. Attend a Federation/USHJA Jumper Judges' Clinic,
 - b. Successfully complete the Jumper Judges written exam with a score of 85% or higher, and
 - c. Obtain approval from the National Jumper Committee.
13. Any judge officiating Federation Open (not restricted to a breed) hunter and/or jumper classes must be a current member in good standing of the United States Hunter Jumper Association, Inc.

GR1063 Jumper Course Designer

1. No application will be considered unless and until ten questionnaires are returned from members of the Federation, two of which must come from members of the Federation Jumper Committee.
2. Prerequisites for Recorded ("r") status program:
 - a. Applicants must have assisted as a Jumper Course Designer at a minimum of three Rating 1 or higher licensed Jumper competitions, under a minimum of two different Jumper Course Designers within the current year and/or previous three years.
 1. Experience can be with a Federation "R" Jumper Course Designer or a current FEI Level 2*, 3*, or 4* Jumper Course Designer.
 2. Each Applicant must receive verification in writing from the Course Designer that, at each competition, the Applicant has assisted with all aspects of course design and building throughout two or more days of competition.
 - b. Exemption from the requirements in 1065.2a will be given for any Applicant who has served as the Jumper Course Designer of record (listed in the prize list) at a minimum of 5 licensed Rating 1 or higher competitions within the previous 3 years.
3. Requirements to obtain Recorded 'r' status:
 - a. Upon receiving verification from the USEF Licensed Officials Department that the prerequisites listed above have been completed, the Applicant will apply to a Federation "R" or current FEI Level 2*, 3*, or 4* Jumper Course Designer and the Competition Manager for permission to work as an apprentice course designer.
 - b. The Applicant must work at a minimum of three USEF Licensed Rating 1 or higher Jumper competitions, with a minimum of three days at each, under the supervision of a minimum of two different Federation "R" or current FEI Level 2*, 3*, or 4* Jumper Course Designers within the previous three years. These Course Designers will certify whether or not they believe that the applicant has demonstrated the knowledge necessary to design

GR10 - LICENSED OFFICIALS

suitable courses and be issued an 'r' license by the Federation.

- c. Preceding application but within the current or previous two years, Applicants will be required to attend a Course Design Clinic (Federation/**USHJA** or FEI) and must also have taken and recelt ived a passing score on the Federation/**USHJA** Jumper Judges Examination. The Examination is sent to the Applicant after the application has been received by the Federation/**USHJA** and upon verification that Recorded ("r") requirements have been completed.
4. All Applicants for a license, or for promotion, must have attended a Federation/**USHJA** or FEI Course Design Clinic within the two years prior to application. Attendance at an FEI Course Design Clinic, with the Course Director's recommendation for the promotion of the applicant, must be documented prior to submission of any application to the FEI, for either licensing or promotion.
5. All licensed Course Designers will be required to attend a Course Design Clinic (Federation/**USHJA** or FEI) every three years to maintain their 'r' license and five years to maintain their 'R' license. (Exception - "R" Course Designers who also hold their FEI Jumping Course Designer license). *BOD 1/16/16 Effective 4/1/16*
6. All applicants who hold an Equine Canada Jumper Course Design card will be given the same status for The Federation.
7. Any individual currently licensed by the FEI as 3*or 4* Course Designer for Show Jumping, with approval of the Federation National Jumper Commit tee, is eligible to become a "R" USEF Course Designer for Show Jumping without having to apprentice, take a clinic, or exam.
8. To be eligible to apply for promotion to 'R' Jumper Course Designer the individual must have:
 - a. held a 'r' for two years,
 - b. designed courses at a minimum of 8 Level 1 or higher competitions and a minimum of 2 Level 2 or higher competitions, (verified by steward's reports) and
 - c. have apprenticed with two FEI Level 3 (I) Course Designers for classes of \$25,000 or more and received their recommendations as to the applicant's knowledge and experience to build competitions at the \$25,000 Level.
9. To be eligible to apply for enrollment as an FEI Candidate Course Designer, the individual must be a Registered "R" USEF National Course Designer and must have fulfilled the following requirements:
 - a. have held a 'R' license for a minimum of 2 years;
 - b. have apprenticed with a minimum of two different FEI Level 3 (I) Course Designers for a total of not less than 6 days of competition;
 - c. have been the Course Designer (as indicated in the prize list or Stewards Report) for a minimum of three competitions offering a minimum of \$25,000 in prize money conducted at the National Standard or higher
 - d. obtain letters of recommendation from,
 1. a minimum of two different management groups with competitions offered at the International (or FEI) Standard,
 2. two FEI Level 3 (I) Course Designers with whom the applicant has apprenticed, and
 3. a minimum of 3 different High Performance athletes familiar with the applicant's work in National Standard events.
 - e. Following approval for the promotion the applicant must be passed for promotion at an official FEI Course Design clinic.
10. All licensed Course Designers must be a current member in good standing of the United States Hunter Jumper Association, Inc.

GR1064 Certified Jumper Schooling Supervisor

1. No application will be considered unless and until a minimum of a total of 10 evaluations from current Category I Stewards, Jumper Judges, FEI Stewards for Jumping, FEI Jumping Judges, or Eligible Athletes as defined by USEF, are received.

2. Applicants must be 21 years of age or older, must be Senior Active Members of USEF, and must also demonstrate experience in the Jumper Division within the past three years.
3. Applicants must complete the Certified Jumper Schooling Supervisor Training Program of the USEF Jumper Committee approved by the USEF Licensed Officials Committee prior to submitting their application. Information on the application procedure and the Training Program (which consists of a training session and apprenticeships) is available on the USEF website www.usef.org and also from the USEF Office.
4. Maintenance of Status - To maintain Certification, Schooling Supervisors must officiate at a minimum of four competitions and attend a Training Session every four years.
5. FEI Stewards for Jumping are eligible to serve as Certified Jumper Schooling Supervisors.

GR1065 Morgan Judges

1. No application will be considered unless and until 15 forms which actually evaluate the applicant per division are returned from USEF members, eight of which must be from relevant licensed judges, stewards, technical delegates or committee members.
2. All applicants must attend two AMHA judge's schools, every day of the first school and two consecutive days of the second school and serve as a learner judge in the Morgan division at a minimum of one **entire** Licensed competition within a two year period preceding application and receive a passing score of 85% to be eligible for enrollment. A copy of the Learner Judge Report shall be submitted to the Federation Licensed Officials Department. **BOD 6/20/16 Effective 8/1/16**

Exceptions:

- a. recorded "r" Federation licensed judges from any discipline other than Morgan must attend two AMHA judge's schools, every day of the first school and two consecutive days of the second school within two years preceding application and receive a passing score to be eligible for enrollment.
- b. Registered "R" Federation licensed judges from any discipline other than Morgan must attend two days of an AMHA judges' school within two years preceding application and receive a passing score to be eligible for enrollment.
3. Judges licensed in the Morgan Division and all persons applying for enrollment, re-enrollment or promotion must take an examination and receive a passing score in order to fulfill the judges' clinic and/or judges' school requirement.
4. Recorded ("r") Morgan judges must attend a Federation/AMHA judges' school at least once every three years.
5. Registered ("R") Morgan judges must attend a Federation/AMHA judges' school at least once every five years or attend a judges' clinic once every five years at the AMHA convention.
6. No applicant will be considered for promotion unless he has adjudicated in at least two Licensed Competitions during the past three years in the division in which he is licensed, verified by stewards' reports.
7. All Registered (R) and Recorded (r) Federation judges holding a Morgan card must be a current member in good standing of the American Morgan Horse Association.

GR1066 National Show Horse Judges

1. No application will be considered unless and until 15 forms which actually evaluate the applicant per division are returned from USEF members, eight of which must be from relevant licensed judges, stewards, technical delegates or committee members.
2. Learner judge at a minimum of two Federation Licensed Competitions, under a minimum of two different Federation National Show Horse judges, within a two-year period preceding application.
 - a. If already a licensed judge in the Hackney, Roadster, Morgan, American Saddlebred, Saddle Seat Equitation, or Arabian divisions he/she may obtain a National Show Horse license by enrolling as per the respective division requirements and Learner judging a minimum of five classes in the National Show Horse division at a Federation

GR10 - LICENSED OFFICIALS
Licensed Competition.

1. Registered (R) judges in the American Saddlebred or Arabian divisions are not required to complete any Learner judging prior to applying for a license in the National Show Horse division.
3. All persons applying for enrollment or re-enrollment must have attended a Federation National Show Horse judges clinic within 2 years preceding application.
4. Judges must attend a Federation National Show Horse judges' clinic at least once every four years and receive a passing score of 85% or higher on a written examination every four years.
5. National Show Horse Judges do not have officiating requirements, but will be required to complete the clinic and exam requirements or the license will not be renewed.
6. No applicant will be considered for promotion unless he has adjudicated in at least two Licensed Competitions during the past three years in the National Show Horse division, verified by stewards' reports.

GR1067 Paso Fino Judges

1. Judges in the Paso Fino Division must be at least 25 years of age.
2. Ten forms which actually evaluate the applicant must be received from USEF members. Of those ten, five recommendations must be from USEF licensed officials and/or current USEF Paso Fino Committee members.
3. Applicants for enrollment in the Paso Fino Division will not be considered unless they are licensed as a Certified Judge by the Paso Fino Horse Association, attended a PFHA/Federation clinic within three years preceding application, and passed an open book written exam administered at the clinic on USEF General Rules and responsibilities, receiving a score of 85% or better. If individual does not receive a passing score then he/she is required to attend another PFHA/Federation clinic and take an examination at the clinic.
4. Recorded (r) or Registered (R) judges who hold a Certified Judge (C) PFHA license are required to attend a PFHA/Federation clinic at least once every two (2) years.
5. Recorded (r) or Registered (R) judges who hold a Senior Certified (SC) PFHA license are required to attend a PFHA/Federation clinic at least once every three (3) years.
6. Recorded (r) or Registered (R) judges are required to take a written exam to be administered once every three (3) years and receive a score of 85% or better before their license is renewed. The exam will be administered to all Paso Fino judges starting in the 2008 competition year and then to all judges every three years thereafter. If an individual does not receive a passing score on the examination then he is required to attend another PFHA/Federation clinic and take an examination at the clinic.
7. The Committee will require judges who do not officiate at one Licensed Competition within three years in the Paso Fino division after obtaining a license or for any three-year period thereafter, to re-apply for a license.
8. An applicant for promotion must have adjudicated in at least six Federation Licensed competitions in the past three years, verified by stewards' reports. **At least two of the six competitions must have a minimum of 100 horses competing for the applicant to be eligible for promotion. BOD 1/16/16 Effective 4/1/16**
9. Applicants for change of status must have completed a written exam administered by the Federation on USEF General Rules and responsibilities to USEF within past two years and received a score of 85% or better.
10. All Registered (R) and Recorded (r) USEF Judges holding a Paso Fino card must be a current member in good standing with the Paso Fino Horse Association.

GR1068 Reining Judges

1. In the Reining Horse Division, a judges' application will not be considered unless and until ten forms which actually evaluate the applicant are returned from USEF members; three evaluation forms must be from USEF/USA Reining approved judges.
2. An applicant for enrollment in the Reining Division must be a current USA Reining approved judge and must comply with the requirements of Chapter 10.

3. Licensed Reining judges must be current members in good standing of USA Reining. *BOD 1/16/16 Effective 4/1/16*
4. In order to maintain their status, Reining judges must be on the USA Reining approved judge's list. Reining judges must have attended any USEF/USA Reining approved Reining Judges school at least once every two years, or in the event that a school not be held within that timeframe, be granted a waiver until the next available approved Reining Judges school.
5. The Licensed Officials Committee shall have the option of granting Registered status.
6. Reining judges must officiate Reining classes at a Licensed Regular, Local or Reining Competition or FEI Reining Event at least once every five years or this license will not be renewed. The LOC will consider officiating at USA Reining events as fulfillment of this requirement on a case-by-case basis.
7. No applicant will be considered for promotion unless he has adjudicated in at least two Licensed Competitions during the past three years in the Reining division, verified by stewards' reports.

GR1069 Roadster Judges

1. No application will be considered unless and until 15 forms which actually evaluate the applicant per division are returned from USEF members, eight of which must be from relevant licensed judges, stewards, technical delegates or committee members.
2. Learner judge a minimum of two days at two Federation Licensed Competitions under a minimum of two different Federation licensed Roadster judges within a three year period preceding application.
 - a. If a judge is already licensed in the Hackney, American Saddlebred or Saddle Seat Equitation divisions, he/she may add an additional license in the Roadster division by enrolling as per GR1071.1 and learner judging a minimum of 5 Roadster classes.
3. All persons applying for enrollment or re-enrollment must have attended a Federation judges' clinic within two years preceding application.
4. All Recorded and Registered judges must attend a Federation Roadster Judges' Clinic at least once every five years. Clinics to be held each year and shall be conducted with the American Saddlebred and Saddle Seat clinics together in one day.
5. Judges must take a written examination every two years and receive a passing score of 85% or better to maintain their license. The completed examination must be returned to the Federation within thirty days of receipt. Judges who do not pass the examination on their first attempt will have the opportunity to re-take the exam one additional time.
6. No applicant will be considered for promotion unless he has adjudicated in at least two Licensed Competitions during the past three years in the Roadster division, verified by stewards' reports.
7. All Federation judges holding a Roadster card must be a current member in good standing of the American Road Horse and Pony Association.

GR1070 American Saddlebred Judges

1. No application will be considered unless and until 15 forms which actually evaluate the applicant per division are returned from USEF members, eight of which must be from relevant licensed judges, stewards, technical delegates or committee members.
2. Learner judge a minimum of four days at two Federation Licensed Competitions, under a minimum of two different Federation Registered (R) American Saddlebred Horse judges, within a three-year period preceding application.
 - a. If a judge is already licensed in the Hackney, Roadster or Saddle Seat Equitation divisions, he/she may add an additional license in the American Saddlebred division by enrolling as per GR1072.1 and learner judging a minimum of ten American Saddlebred classes.

In addition to Conflicts of Interest outlined in GR1012.4, Learner Judges in the American Saddlebred Division may not learner judge with someone who trains a horse owned by him, his cohabitant, or a member of his family, a farm/ranch/

GR10 - LICENSED OFFICIALS

syndicate/partnership/corporation/business in which he, his cohabitant or a member of his family controls.

3. All persons applying for enrollment or re-enrollment must have attended a Federation judges' clinic within two years preceding application.
4. Registered and Recorded American Saddlebred Horse judges must attend a Federation judges' clinic at least once every five years. Clinics will be held each year and shall be conducted together in one day. Clinic will replace written exam. An open book test may be required as part of the clinic.
5. No applicant will be considered for promotion unless he has adjudicated in at least two Licensed Competitions during the past five years in the American Saddlebred division, verified by stewards' reports.
6. Any judge officiating at Federation licensed American Saddlebred classes must be a current member in good standing of the American American Saddlebred Horse Association.

GR1071 Saddle Seat Equitation Judges

1. No application will be considered unless and until 15 forms which actually evaluate the applicant per division are returned from USEF members, eight of which must be from relevant licensed judges, stewards, technical delegates or committee members.
2. Learner judge a minimum of four days at two Federation Licensed Competitions, under a minimum of two different Federation Saddle Seat Equitation judges, within a three-year period preceding application.
 - b. If a judge is already licensed in the **Arabian**, Hackney, **Morgan**, Roadster or American Saddlebred divisions, he/she may add an additional license in the Saddle Seat Equitation division by enrolling as per GR1073.1 and learner judging a minimum of five Saddle Seat Equitation classes. *BOD 1/16/16 Effective 4/1/16*
3. All persons applying for enrollment or re-enrollment must have attended a Federation judges' clinic within two years preceding application.
4. Registered and Recorded Saddle Seat Equitation judges must attend a Federation judges' clinic at least once every five years. Clinics will be held each year and shall be conducted together in one day. Clinic will replace written exam. An open book test may be required as part of the clinic.
5. No applicant will be considered for promotion unless he has adjudicated in at least two Licensed Competitions during the past five years in the Saddle Seat Equitation division, verified by stewards' reports.

GR1072 Shetland Pony Judges

1. No application will be considered unless and until 10 forms which actually evaluate the applicant per division are returned from USEF members, five of which must be from relevant licensed judges, stewards, technical delegates or committee members.
2. All applicants applying for enrollment as a USEF licensed judge must have fulfilled all American Shetland Pony Club ASPC requirements for licensure and have attended an ASPC/USEF judges clinic within three years prior to enrollment. Applicant must receive an 85% or better on the USEF exam on general rules, responsibilities and Shetland Division and submit a report documenting ASPC Judging experience.
3. Applicants for enrollment will not be considered unless they are licensed by the ASPC as a Modern and Classic "R", are an ASPC and Federation member in good standing and have attended a ASPC/Federation clinic within three years preceding application.
4. Shetland judges do not have to meet officiating requirements to maintain this license.
5. Judges applying for re-enrollment must meet requirements listed herein and receive a passing score of 85% or better on the USEF exam on general rules, responsibilities and Shetland Division and have attended ASPC/USEF judges clinic within three years prior to reenrollment.
6. In order to renew this license, USEF Shetland judges must hold a current ASPC Modern and Classic "R" judges card, be a current member of ASPC and USEF in good standing, have attended a ASPC/USEF clinic within the

past three years and must receive a score of 85% or better on the USEF exam on general rules, responsibilities and the Shetland Division.

7. No applicant will be considered for promotion unless he has adjudicated in at least two Licensed Competitions during the past five years in the Shetland division, verified by stewards' reports.
8. The exam must be administered to all licensed Shetland judges during the 2013 competition year and every three years thereafter.

GR1073 Stewards - Category 1, Category 2

1. Applicants to become a Category 1 or Category 2 Steward must complete the current Category 1 or Category 2 training program approved by the Federation Licensed Officials Committee. Information regarding the application procedure and requirements for acceptance into the training program are available from the Federation.
2. Application for Recorded status may be submitted following the completion of the apprentice and clinic requirements and after the Federation receives the Confirmation of Completion Form.
 - a. The applicant will be given a written examination which must be completed and returned to the Federation within 30 days from the date of postmark. The applicant must receive a grade of 85% or higher or the application will be considered void.
 - b. No application for Recorded status will be considered unless and until fifteen forms with an evaluation of the applicant are returned from members of the Federation.
 1. Category 1 applications: eight of the fifteen evaluations must be from licensed hunter/jumper officials, of those two must be from R Category 1 stewards.
 2. Category 2 applications: eight of the fifteen evaluations must be from relevant licensed judges, and/or stewards.
3. Clinics:
 - a. Recorded and Registered Category 1 stewards must attend a Category 1 Federation Stewards clinic at least once every four years.
 - b. Recorded and Registered Category 2 stewards must attend a Category 2 Federation Stewards clinic at least once every four years.
 - c. Any steward who fails to meet the clinic requirement will not have his license renewed and will have to reapply for his status.
 - d. Applicants to the Category 1 training program must complete the on line applicant clinic on the USEF website prior to beginning their apprentice work.
 - e. Applicants to become a Category 1 Recorded steward must have attended a Federation Category 1 Steward clinic within the past 24 months from their date of application.
4. The Measurement Exam
 - a. Steward clinics must include a live measurement exam. Stewards who officiate at USEF competitions that hold divisions where measurement is required must pass the exam with a score of 85% or higher.
 - b. There will be 2 categories of stewards related to measurement.
 1. Measuring Steward – one who has passed the measurement exam at a clinic with a score of 85% or higher.
 - a. May steward at any competition where their license qualifies.
 - b. At least one Measuring Steward must be hired at competitions that hold divisions where measurement is required.
 - c. Stewards scoring 93% or higher on the measurement exam will be exempt from taking the measurement exam at their next required clinic, but will be required to pass the measurement exam at the subsequent required clinic. Exception: If said Steward has had measurement errors which require action by the LOC or the Hearing Committee, they may be asked to perform additional testing prior to the next required clinic where they are scheduled to test for measurement.

GR10 - LICENSED OFFICIALS

2. Non-measuring Steward – one who chooses not to take the measurement exam or who receives below 85% on the measurement exam. This steward:
 - a. May officiate alone at breed or discipline competitions that have no divisions which require measurement.
 - b. May officiate on a multi-steward panel at a competition with breed or discipline divisions requiring measurement, provided the competition has already hired a measuring steward.
 - c. May not measure any animal at any USEF rated competition.
3. A Non-measuring Steward may attain Measuring status upon successful completion of a Measurement Exam offered at a Steward's clinic.
4. Measurement appeals: A Steward who scores a 93% or higher on the measurement exam will be certified to measure for measurement appeals. Only Stewards certified to measure may be called upon for a measurement appeal.
5. Written examination
 - a. Registered and recorded Category 1 and Category 2 stewards must take the corresponding Category 1 or Category 2 Federation stewards' examination once every (3) three years and must receive a mark of 85% or higher before their license is renewed.
 - b. The method of administration will be decided by the Federation Licensed Officials Committee.
6. Continuing Education:

Registered and Recorded Category 1 and Category 2 stewards must complete yearly continuing education as required by the Federation Licensed Officials Committee. These continuing education modules along with corresponding quizzes will be offered on the United States Equestrian Federation website and must be taken and passed with a score of 85% or higher. Failure to complete this requirement will prevent a steward from renewing their license.
7. In order to officiate Federation Licensed AHA approved competitions that are restricted to Arabians and Half/Anglo Arabians, stewards must meet Federation licensing requirements and must also have passed the AHA approved Arabian stewards test, and also attended a special session for AHA approved Arabian stewards at a Federation stewards clinic.
8. Officiating requirements:
 - a. The Licensed Officials Committee will require Registered and Recorded Category 1 Stewards who do not officiate at a minimum of three licensed Hunter/Jumper competitions within (3) three years after obtaining a license for any three year period thereafter, to re-apply for a license.
 - b. The Licensed Officials Committee will require Category 2 stewards who do not officiate at a minimum of three Licensed competitions in the C2 group within three years after obtaining a license or for any three-year period thereafter, to re-apply for a license.
9. Promotion Procedures.
 - a. Applicants for promotion must have taken an examination and receive a mark of 85% or higher within the past 24 months.
 - b. Category 1
 1. No recorded Category 1 steward will be considered for promotion unless the applicant has officiated as a Category 1 steward in at least ten (10) licensed Hunter/Jumper competitions. Recorded Stewards who wish to apply for Registered status must fulfill this requirement within five (5) years as verified by stewards' reports.
 2. An applicant for promotion to Registered status as a Category 1 Steward must have documented experience of having served as the Certified Jumper Schooling Supervisor or an apprentice schooling supervisor at four classes offering \$25,000 or more.
 3. No application for promotion will be considered unless and until fifteen forms with an evaluation of the applicant are returned from members of the Federation. Of the 15 evaluations eight must be from licensed hunter/jumper officials, of those two must be from R Category 1 stewards.

c. Category 2

1. No recorded Category 2 steward will be considered for promotion unless the applicant has officiated as a Category 2 steward in at least five (5) Licensed competitions in the Category 2 group during the past three years, verified by stewards' reports.
2. No C2 applicant steward under 25 years of age will be considered for promotion unless he has served as a Recorded Category 2 steward for at least two years (24 months).
3. No application for promotion will be considered unless and until fifteen forms with an evaluation of the applicant are returned from members of the Federation. Of the 15 evaluations eight must be from relevant licensed judges and/or stewards. *BOD 9/29/15 Effective 12/1/15*

GR1074 Vaulting Judges

1. In the Vaulting Division, no application will be considered unless and until nine forms with an evaluation of the applicant are returned from members of the Federation, three of which must be licensed Vaulting judges or members of the Vaulting Committee.
2. Applicants for enrollment in the Vaulting Division will not be considered unless they are:
 - a. licensed by the FEI in Vaulting, or
 - b. licensed by the American Vaulting Association, or
 - c. have successfully completed a training program for vaulting judges approved by Federation and the AVA.
3. All Vaulting Judges must attend the Federation/AVA Judges Forum each year or AVA Judges Training sessions of equal hours.
4. Vaulting judges must hold a current AVA judges' card and must judge at least one Licensed Competition once every five (5) years or the license will not be renewed.
5. No applicant will be considered for promotion unless he has adjudicated in at least two Licensed Competitions during the past three years in the division in which he is licensed, verified by stewards' reports.

GR1075 Vaulting Technical Delegates

1. No application will be considered unless and until nine forms, with an evaluation of the applicant, are returned from members of the Federation, three of which must be licensed Vaulting Judges or members of the USEF Vaulting Committees.
2. Applicants for enrollment as Vaulting Technical Delegates will not be considered unless they are:
 - a. licensed by the FEI in the Vaulting division, or
 - b. licensed by the AVA as a Vaulting judge, or
 - c. have successfully apprenticed at a minimum of one USEF or FEI Vaulting competition within the two years prior to applying for the license.
 - d. have attended an approved continuing education clinic for vaulting technical delegates within the two years prior to applying for the license.
3. Vaulting Technical Delegates must attend a Federation approved continuing education clinic for vaulting technical delegates at least once every four years; successful completion of a written exam may be required as part of the clinic requirement.
4. The Licensed Officials Committee will require Vaulting Technical Delegates who do not officiate at a minimum of one Licensed Vaulting Competition every five (5) years after obtaining a license to re-apply for a license.
5. Vaulting Technical Delegates must be members in good standing of the American Vaulting Association.

GR1076 Welsh Pony Judges

1. In the Welsh Pony Division, all applicants must have had experience breeding, training or showing Welsh ponies and must be recommended by the Welsh Pony and Cob Society of America, Inc. (WPCSA).

GR10 - LICENSED OFFICIALS

2. Applicants must complete three full days of learner judging in the Welsh division at a minimum of three Federation Licensed Competitions under a minimum of three separate Registered Welsh judges.
 - a. Registered Hunter Judges may complete three full days of judging in the Welsh Division at a minimum of three Federation Licensed Competitions per GR1004.6 to fulfill their learner judging requirements.)
 - b. Current approved WPCSA judges must complete a minimum of one full day of learner judging in the Welsh Division at a Federation Licensed Competition.
 - c. Applicant must receive 10 recommendations, three of which must come from members of the Federation Welsh Committee.
3. Applicants must have attended a Federation judges' clinic within three years preceding application.
4. For an applicant in the Welsh Division who holds approved status with the WPCSA, the Licensed Officials Committee shall have the option of granting Registered status.
5. Licensed USEF Welsh judges must attend a Federation Welsh Judges Clinic every five years to retain their license.
6. Welsh judges must judge at least one Welsh division every five years or the license will not be renewed.
7. No applicant will be considered for promotion unless he has adjudicated in at least two Licensed Competitions during the past five years in the Welsh Pony division, verified by stewards' reports.
8. All Registered (R) and Recorded (r) USEF Welsh judges must be current members in good standing of the WPCSA.

GR1077 Western Judges

1. No application will be considered unless and until 15 forms which actually evaluate the applicant per division are returned from USEF members, eight of which must be from relevant licensed judges, stewards, technical delegates or committee members.
2. Learner judge at a minimum of two Federation Licensed Competitions, under minimum of two different Federation Western judges, within a two-year period preceding application. Judges holding Federation Reining Division license and/or one or more national breed association judges card(s) are not required to learner judge.
3. Attend designated sessions at the International Equine Judges Seminar (IEJS), complete the USEF Western Judges technical training provided via the USEF website and interview with members of the National Western Committee. (Interviews may be conducted via teleconference)
 - a. Persons holding a national breed association card with an association affiliated with the IEJS must attend designated sessions at the IEJS and interview before submitting an application for enrollment. (Interviews may be conducted via teleconference)
 - b. All applicants for enrollment and reenrollment must also pass the rule book test with a score of 84% or better.
4. All persons applying for enrollment or re-enrollment must have attended the designated sessions at the IEJS and completed the USEF Western Judges technical training within one year preceding application.
5. Applicants approved in the Western Division shall automatically receive Registered status.
6. Registered judges must attend the designated sessions at the IEJS and complete the USEF Western Judges technical training at least once every six years.
7. Judges licensed in the Western division must take an examination and receive a score of 84% or better on the exam once every three years to maintain their license.
8. Western judges do not have officiating requirements, but will be required to complete the USEF Western Judges technical training and testing requirements or the license will not be renewed.

GR1078 Western Dressage Judges

1. No application will be considered unless and until 15 forms which actually evaluate the applicant for the Western Dressage division are returned from USEF members, eight of which must be from relevant licensed **Western**

- Dressage, Dressage, breed licensed judges, C2 stewards, or Western Dressage Committee members.
2. Every applicant must be a current member in good standing of the Western Dressage Association of America. Once licensed, each judge must maintain membership in good standing of the Western Dressage Association of America.
 3. Each applicant must complete the current training program of the Federation Western Dressage Committee, approved by the Federation Licensed Officials Committee. Information on the application procedure and on the current program is available from the Federation.
 4. All Western Dressage judge must participate in and successfully complete all requirements of a Federation Western Dressage Judges' continuing education clinic at least once every three (3) years.
 5. At the request of the USEF Licensed Official Committee, a judge may be required to attend a continuing education clinic, outside of his regular rotation or may be asked to complete additional testing.
 6. All Western Dressage judges must satisfactorily complete a written exam once every three years with a minimum passing score of 85%. The exam will be administered by USEF once in each three-year period.
 7. No applicant will be considered for promotion unless he has adjudicated a minimum of 15 entries at each level in USEF Western Dressage classes. Of these 15 entries at each level, five (5) must have been at the two highest tests for the level.
 8. Applicants must complete the current training program of the Federation Western Dressage Committee, approved by the Federation Licensed Officials Committee. *BOD 1/16/16 Effective 4/1/16*

CHAPTER 11 FEDERATION RECORDS AND AWARDS

SUBCHAPTER 11-A HORSE IDENTIFICATION AND RECORDING

GR1101 Horse Identification Number and Horse Identification Form

GR1102 Horse Recordings

SUBCHAPTER 11-B HORSE PASSPORTS AND DOCUMENTATION

GR1103 FEI Horse Passports

GR1104 National Passports

SUBCHAPTER 11-C OWNERSHIP AND COMPETITION RECORDS

GR1105 Transfer of Ownership

GR1106 Exhibitor Registration

GR1107 Change of Name

GR1108 Lease Registration

SUBCHAPTER 11-D HORSE OF THE YEAR AWARDS

AND NATIONAL CHAMPIONSHIPS

GR1109 General

GR1110 General

GR1111 National, Regional and Zone Awards

GR1112 USEF Championships

GR1113 Credit

GR1114 Winners

GR1115 Competition Year

SUBCHAPTER 11-E SPECIAL CONDITIONS

GR1116 Special Conditions

GR1117 Tabulation of Points

GR1118 Ties

GR1119 Disputes

GR1120 Awards

GR1121 Presentation

SUBCHAPTER 11-F AWARD SECTIONS

GR1122 Awards Sections

GR1123 Andalusian/Lusitano Division

GR1124 Arabian and Half/Anglo Arabian Divisions

GR1125 Carriage Pleasure Driving

GR1126 Connemara

GR1127 Driving, Combined

GR1128 English Pleasure

GR1129 Friesian

GR1130 Hackney

GR1131 Hunter and Equitation Divisions

GR1132 Pony Hunter Breeding and Hunter Breeding

GR1133 Jumpers
GR1134 Morgan Horse Division
GR1135 National Show Horse
GR1136 Paso Fino
GR1137 Reining
GR1138 Roadster
GR1139 American Saddlebred
GR1140 Shetland Division
GR1141 Vaulting
GR1142 Welsh Pony and Cob
GR1143 Western
GR1144 Western Dressage

SUBCHAPTER 11-G ZONE FINAL COMPETITIONS

GR1145 Zone Finals

CHAPTER 11 FEDERATION RECORDS AND AWARDS

SUBCHAPTER 11-A HORSE IDENTIFICATION AND RECORDING

GR1101 Horse Identification Number and Horse Identification Form

1. All horses competing in Federation licensed competitions must be properly identified. For all such competitions, entries for each horse must include either a Federation-issued Unique Horse Identification Number or a registration number from a Federation Recognized Affiliate. Additionally, a Federation Recognized Discipline Affiliate may require horses to be registered with their organization, and if so, the entry must also include that registration number.
2. The Federation will issue only one Unique Horse ID Number per horse. This Unique Horse ID number must subsequently remain with the horse in perpetuity, and shall not be changed for any reason, including upgrade from Unique Horse ID to a Recording, change of ownership, change of name, or death.
3. Prior to submitting an application for a new Unique Horse ID number, it is the owner's responsibility to verify the current ID status of a horse through a Horse Recording/ID search, (the assistance of Federation staff may be requested). Anyone who knowingly seeks to obtain an additional Unique Horse ID Number for a horse which has previously been issued one is subject to disciplinary action.
4. The Federation must be notified of any change of ownership and/or competition name of the horse.
5. Owners are requested to notify the Federation of corrections to previously submitted information, e.g., names, addresses, breed registration, pedigree, or markings.
6. A Unique Horse ID number can be upgraded to Federation recording. The Unique Horse ID Number will remain the same.
7. Applications for Unique Horse ID Numbers and/or recordings can be completed online at www.usef.org using the Horse application form which can also be downloaded. The ID application form is also available on request from the Federation office, and from competition management.
8. Competition management is responsible for notifying exhibitors in their prize lists of the Unique Horse ID Number requirement, and availability of Horse ID Number application forms.
9. There will be no charge for Unique Horse ID Numbers that are issued via the internet to members of USEF or its affiliates for: 1) horses that are life recorded, registered or otherwise identified or listed with a USEF discipline affiliate, or 2) horses registered with a USEF breed affiliate. Horses not meeting the above criteria must have a completed USEF Horse application indicating on the application the request for a Horse ID before a number will be issued. This form can be completed on the internet, free of charge, at www.usef.org.

GR1102 Horse Recordings

1. Using each horse's Unique Horse ID number the Federation maintains the only official record of winnings of horses at all Regular Competitions. To keep these records consistent, a horse should be recorded with the Federation in the same name of horse and owner under which it is exhibited at competitions. The Federation's horse recording records are not a title registry and the Federation does not decide, otherwise resolve, or become involved in ownership disputes.
2. Horses must be recorded in order to be eligible for National, Regional, or Zone Horse of the Year Awards (see GR1110), and to enter a USEF Show Jumping Ranking List class. (Exception: Horses entered in a USEF Show Jumping Ranking List class that are owned by a member of another National Federation and, have proof, in English, of current membership in good standing of their own National Federation, GR901.9, item 9.)
3. Horses must be recorded in order to be eligible to compete in USEF/USDF qualifying classes for dressage championships and will not be credited with qualifying for the Regional Finals for Dressage Championships until they are recorded in the name of the current owner or lessee of record and unless they are entered in qualifying classes under

- their official recorded names and ownership. The responsibility for such recording rests entirely with the exhibitor.
4. Horses competing in divisions restricted to a particular breed may be recorded with the Federation under any name but if registered in a Breed Registry, the registered name must also be given.
 - a. To maintain breeding identification, exhibitors may not shorten horses' names by dropping registered prefixes.
 5. Horse recording applications are available from the Federation office or online at www.usef.org. The recording fee is discounted for the life of a horse if applied for from birth to December 31st of year foaled; for horses one year of age (if applied for from January 1 to December 31 of the first year after foaling); and for horses two years of age (if applied for from January 1 to December 31 of the second year after foaling). For horses three years of age or older there is no discount for a life recording. A recording may also be activated on an annual basis, using each horse's Unique Horse ID number. Exception: Horses must be recorded for life to be eligible to receive FEI or National Passports. To qualify for the age discount, registration papers and/or other proof of age must be provided. The fees can be found on the horse recording application at www.usef.org.
 6. A duplicate annual card or a duplicate life certificate will be issued for a fee.
 7. Once a foal year has been submitted to the Federation office, the original date cannot be changed without a copy of the animal's breed registration papers or a signed statement from a veterinarian certifying the animal's age.

SUBCHAPTER 11-B HORSE PASSPORTS AND DOCUMENTATION

GR1103 FEI Horse Passports

1. Horses must be life recorded with the Federation. To be listed in the passport, the owner(s) of the horse must be active member(s) of the Federation. The passport application and applicable fee must be submitted by the recorded owner (agent's signature is not acceptable) for a specific horse.
2. FEI passport applications can be found on the Federation website or obtained from the Federation office. The horse's name on the passport must match its life recording with the Federation exactly.
3. Group-rate passports are available for Pairs and Teams of driving horses as follows:
 - a. For Pairs of two, three, or four horses and Teams of four, five, or six horses (all horses with the same owner), the first FEI Horse passport is issued for the current individual rate and each additional FEI Horse passport (up to six) is issued for 50% of the cost of the initial passport. To qualify for this group rate, the passport applications for all horses in the Pair or Team must be submitted (by the owner) simultaneously and clearly marked "Driving Pair / Horses" or "Driving Team / Horses."
 - b. If an existing Pair or Team has FEI Horse passports and a horse is replaced, the new horse will be issued an FEI Horse Passport at the current individual rate (see also GR1103.5 and .6).
4. Group-rate passports are available for Pairs and Teams of driving ponies as follows:
 - a. For Pairs of two, three, or four ponies and Teams of four, five, or six ponies (all ponies with the same owner), the first FEI Pony Passport is issued for the current individual rate and each additional FEI Pony Passport (up to six) is issued for 50% of the cost of the initial passport. To qualify for this group rate, the passport applications for all ponies in the Pair or Team must be submitted (by the owner) simultaneously and clearly marked "Driving Pair / Ponies" or "Driving Team / Ponies."
 - b. If an existing Pair or Team has FEI Pony Passports and a pony is replaced, the new pony will be issued an FEI Pony Passport at the current individual rate (see also GR1103.5 and .6).
5. In accordance with GR1105 and GR1107, any change of the horse's name, or ownership must be recorded with and the passport sent in to the Federation for processing.
6. Passports in need of change of ownership or nationality must be submitted to the Federation; applications and fee structure are available on the Federation website or obtained from the Federation office. The horse must be recorded with the National Federation of the new owner.

GR11 - AWARDS

7. All passports sent to the Federation for processing will be reviewed for compliance with current FEI regulations including those for Equine Influenza.
8. Passports must be revalidated every four years. Applications are available on the Federation website or obtained from the Federation office.
9. Duplicate passports may be issued for lost or filled passports. The request for a duplicate passport must be signed by the owner of record, and in the case the passport is filled, the old passport must accompany the letter of request.

GR1104 National Passports

1. Federation National Passports are issued for a fee to Federation Life recorded horses and may be presented in lieu of FEI Passports only at those competitions for which approval of Federation National Passports has been granted by the FEI. (See GR1308.4)
2. Application must be made in writing by the owner (agent's signature is not acceptable) and must be accompanied by the applicable fee. Applications and fee structure are available on the Federation website or obtained from the Federation office.
3. Any change of name or ownership must be recorded with the Federation in accordance with GR1105 and GR1107. The passport must be submitted to the Federation for any changes. The fee for transfer of ownership from U.S. owner to U.S. owner in a National Passport payable at the time of the request.
4. Requirements for issuance and validation of National Passports are subject to current FEI regulations.
5. National Passports may be upgraded to the FEI Passport for a fee. An upgrade application must be submitted under the owner's signature (agent's signature is not acceptable) accompanied by the fee and the National Passport.

SUBCHAPTER 11-C OWNERSHIP AND COMPETITION RECORDS

GR1105 Transfer of Ownership

1. Ownership of a Federation recorded horse may be transferred during the year without affecting the animal's points provided proper authorization and fee are received by the Federation office. Authorization for transfer of ownership of a horse holding a lifetime recording with the Federation may be submitted in the form of the original Federation recording certificate or a proper bill of sale. Authorization must be signed by the previously recorded owner(s). Authorization for transfer of ownership of a horse holding an annual recording may be submitted in the form of a bill of sale signed by the previously recorded owner(s). If these documents are unavailable, a Federation transfer affidavit may be obtained from the Federation office which must be completed, signed, notarized and returned to the Federation office with proof of ownership. A horse will not be eligible to receive points under its new ownership until the conditions of GR1110 and GR1111 are met. The fees can be found on the horse transfer form at www.usef.org.
2. Authorization for transfer of ownership of a horse or pony that is or has been in possession of a Federation measurement card may be submitted in the form of a bill of sale signed by the previous owner or a copy of breed registration papers issued to the new owner. There is no fee to transfer ownership of a horse or pony possessing only a Federation measurement card.
3. Authorization for transfer of ownership within a family (as defined in GR123) may be submitted in writing and signed by the previous owner(s) and the new owner(s). There is no fee to transfer a horse/pony within a family.

GR1106 Exhibitor Registration

1. Entries may be made in a name other than that of an individual for Horse of the Year Awards, provided such name (Stable/Farm, Corporation, etc.) is registered with the Federation. Duplication of farm names is discouraged but not prohibited. Horses shown under a partnership, i.e., Smith & Smith, Jones & Jones, must be duly registered. All applications for registration of (Stable/Farm, Corporation, etc.) must be signed by each of the bona fide owners

and accompanied by the required fee. The fees can be found on the Farm, Corporation, Syndicate or Partnership Recording application at www.usef.org.

2. In order for points to count toward Federation Horse of the Year Awards, at least one owner, recorded as such with the Federation, must be a Federation Senior Active, Junior Active, or Life Member.
3. Additional owners (including members of the family of the owner) may be included at no extra fee. Authorization to include additional owners must be made in writing and must be signed by each bona fide owner and will be effective the day such authorization is received in the Federation office.

GR1107 Change of Name

1. The recorded name of a horse competing in divisions that do not require breed registration may be changed by submission of the original recording certificate to the Federation office accompanied by the required fee. The recorded name of a horse can also be changed by submitting the Horse Name Change Request form which lists the fee and can be found at www.usef.org.
2. The registered name of an exhibitor may be changed by submitting the original certificate to the Federation office accompanied by the required fee. The recorded name of a farm, corporation, syndicate, or partnership may be changed by submitting the original certificate to the Federation office accompanied by the required fee.
3. All name changes officially recorded with the Federation will be listed in equestrian.

GR1108 Lease Registration

1. The Federation encourages all lessors of horses competing in Federation competitions to register the lease with the Federation. A recorded horse must be shown under a lessee's ownership provided an official lease is registered with the Federation.
2. For points to count with respect to any recorded horse at a Federation competition, such agreement or lease registration form (provided by the Federation) and fees must be received by the Federation office on or before the first day of such competition. The lessee becomes the bona fide owner of the horse for the period of the lease (except for Owner classes) for Federation award purposes. The horse must be entered in the ownership of the lessee and must be shown in accordance with GR1110.
3. To be official, a certified copy of a lease agreement or a lease registration form must be submitted and registered with the Federation and must be accompanied by the required fee. The Horse Lease Form which lists the fee can be found at www.usef.org. Either document must contain a start and end date and be signed by the lessee and the lessor. If a lease is not renewed within 30 days of its expiration, a later renewal will require an additional fee. The lease registration with the Federation will then be effective the day the renewal is received by our office.
4. A written statement of termination must be submitted signed by the lessee and the lessor if the lease is terminated before the end date stated in the lease registration form.
5. The Federation does not accept agent signatures.

SUBCHAPTER 11-D HORSE OF THE YEAR AWARDS AND NATIONAL CHAMPIONSHIPS

GR1109 General

The Federation offers annual Horse of the Year Awards on a national, district, regional and zone level, in numerous divisions. The purpose of these awards is to encourage participation at Federation Licensed Competitions. In making the awards the Federation in no way implies that the winners are the best in their respective divisions (although they may well be) but certifies that these animals are properly recorded for competition purposes, and registered with the USHJA if competing for awards defined in GR1131, GR1132 or GR1133, are exhibited by the recorded owner, who must be a Federation Member, and USHJA Member if competing for awards defined in GR1131, GR1132 or GR1133, and acquired the greatest number of points during a given year.

GR1110 General

1. Points toward any Horse of the Year Award will not be credited until the applications and fees for the horse's recording, exhibitor's registration, transfer of ownership, name change or addition of owner(s) and owner's Senior Active, Junior Active or Life membership are received by the Federation office. Furthermore, points toward Horse of the Year Awards defined in GR1131, GR1132 or GR1133, will not be credit until the applications and fees for the horse's USHJA Horse Registration and the owner's USHJA Active or USHJA Life membership are received by the Federation or USHJA offices. Exception: Applications for Federation and USHJA Individual Membership and Horse Recordings submitted at Licensed Competitions:
 - a. For Dressage Competitions, reference Bylaw 223, Section 1:
 1. Applications are considered effective on the date the application and dues are received by the Competition Secretary provided the application is signed and dated by the Competition Secretary on that same day.
 2. Applications completed online at the competition are effective the date the application is submitted.
 - b. For all Competitions other than Dressage Competitions, reference Bylaw 221, Section 1:
 1. Applications are considered effective, for points and eligibility to compete only, on the start date of said Competition provided the application and dues are received by the Competition Secretary and the application is signed and dated by the Competition Secretary during the period of the Competition.
 2. Applications completed online at the competition are effective, for points and eligibility to compete only, on the start date of the Competition.
2. For points to count with respect to any competition, the required materials and fees must be received by the Federation office (or by the Competition Secretary - see below) on or before the first licensed day of such competition. Exception: Applications for Federation Individual Membership and Horse Recordings submitted at Licensed Competitions:
 - a. For Dressage Competitions, reference Bylaw 223, Section 1:
 1. Applications are considered effective on the date the application and dues are received by the Competition Secretary provided the application is signed and dated by the Competition Secretary on that same day.
 2. Applications completed online at the competition are effective the date the application is submitted.
 - b. For all Competitions other than Dressage Competitions, reference Bylaw 221, Section 1:
 1. Applications are considered effective, for points and eligibility to compete only, on the start date of said Competition provided the application and dues are received by the Competition Secretary and the application is signed and dated by the Competition Secretary during the period of the Competition.
 2. Applications completed online at the competition are effective, for points and eligibility to compete only, on the start date of the Competition.
3. A horse must be recorded with the Federation, and the name of at least one individual appearing on the horse recording certificate as owner must be that of an Senior Active, Junior Active or Life Member in good standing. If the horse is leased at the time of the competition, per GR1108, the lessee is considered the owner (exception all Owner classes) and must be a Senior Active, Junior Active or Life Member in good standing. If the recorded owner is a farm/stable, corporation or any name other than that of a person, refer to GR1106. For the purposes of accruing Federation points, the horse must be entered and shown in the ownership of an individual or entity, including a member of the owner's family, who is included on the Federation horse recording certificate. Effective date of ownership is the day written authorization is received by the Federation office.
4. If the owner, rider, animal, and trainer are all in good standing and an error occurs on the entry blank (i.e. the wrong USEF number is written, the old owner is written in error, the correct number but incorrect spelling is written, etc.), HOTY points may be awarded after review by the Federation.
5. No points can be credited toward an award unless the Federation recorded name and Horse Recording number of the horse and the Federation recorded owner or lessee's name and membership number appears in the

competition's records (i.e., result sheets or catalogue) as exhibited in the name of the Federation recorded owner or, if the horse is leased, under the ownership of the lessee as required under GR1108.

6. Failure to comply with the rules respecting eligibility for points will result in points not counting for Federation purposes and awards. Points standings are available on the Federation website, www.usef.org, and it is the responsibility of exhibitors to check standings and call to the Federation's attention any omissions or inaccuracies. As a service to members the Federation may from time to time advise exhibitors when points are not able to be counted, but the responsibility for checking standings and ensuring that eligibility requirements are met remains solely with the exhibitors.

GR1111 National, Regional and Zone Awards

1. All horses are eligible for National Awards, as long as all requirements of GR1110 are met. See GR1122-GR1144 for specific classes and divisions offered at the National level.
2. In the Arabian, Half/Anglo Arabian, Andalusian/Lusitano, Friesian and Morgan divisions, horses are eligible for Regional Awards in any region they compete. (Points will be awarded in the qualifying region stated in the prize list regardless of the owner's home region). Exception: In Friesian division, any points won at Nationals will count solely towards National Awards and not towards any Regional awards. In the Andalusian/Lusitano Division, any points won at the IALHA designated National Show will count solely towards National Awards and not towards any Regional Awards. In the Hackney, Roadster, and American Saddlebred divisions, points won at competitions in states contiguous to an exhibitor's home region, or in Canada if contiguous to an exhibitor's home region, will count in addition to any points won in an exhibitor's home region.
3. For purposes of distributing Regional Awards for the Andalusian/Lusitano, and Western divisions, refer to the Regional map in GR1123. For Friesian division, refer to Friesian Regional map in GR1129. For Arabian and Half/Anglo Arabian divisions, refer to Regional map in GR1124. For Hackney and Roadster divisions, refer to Hackney Regional map in GR1130. For the Morgan division, refer to Morgan Regional map in GR1134. For the American Saddlebred division refer to American Saddlebred Regional map in GR1139.
4. Horses are eligible for Zone Awards only within the home zone of the entry's recorded owner(s) exception Hunter Seat Equitation, the rider's home residence will be used. However, points won at competitions in states contiguous to an exhibitor's home zone, or in Canadian provinces if contiguous to an exhibitor's home zone, will also count if the state or Canadian province has been designated as provided below.
 - a. Zone awards are offered in the following disciplines: Hunters, Jumpers and Hunter Seat Equitation. For Hunter, Jumper and Hunter Seat Equitation divisions for which zone awards are offered, each zone committee may designate one or more states and/or Canadian provinces contiguous to its zone in which to compete for zone points. Designated Canadian provinces that are contiguous to the zone will receive zone points for national Horse of the Year award sections and for USHJA Zone Horse of the Year award sections providing they conduct their classes under national Federation rules for these sections. For purposes of this rule as applied to hunter/jumper and equitation zone awards, the state of New Jersey which is a state land-locked within the zone will be treated as a part of either New York or Pennsylvania. Therefore if Zone 1 chooses New York as one of its contiguous states, New Jersey is also included. If Zone 3 chooses Pennsylvania as one of its contiguous states, New Jersey is also included.
 - b. Zone committees must submit their designation of contiguous state(s) and/or Canadian provinces by August 1 annually, to be in effect for the next competition year. If no designation of contiguous states and/or Canadian provinces is submitted, it defaults to the previous year's policy.
5. For purposes of distributing Zone Awards, refer to Zone map.
6. An owner's residence at the time he applies for or renews his membership will be maintained throughout the competition year and is considered his home district, region or zone for the purposes of counting points. For a Life

GR11 - AWARDS

Member, his residence on December 1st will be used for this purpose. If the recorded owner moves his residence during the year to a new district, region or zone, points can be accumulated in the new location provided the owner declares in writing to the Federation that the new district, region or zone will be his home district, region or zone. The declaration must be received by the Federation office on or before the first licensed day of a competition for points to be counted for that competition. See also JP101.

7. If the recorded ownership of the horse is transferred, valid points earned by the previously recorded owner will be retained in his home district, region or zone. Points are not transferable from one district, region, or zone to another.
8. Horses showing under multiple ownership involving more than one district, region or zone must have one home district, region or zone declared for the purpose of these Awards. This declaration must be made in writing to the Federation office by March 1st of the current year or within 30 days of receipt of horse recording application and must be signed by each bona fide owner. Effective date of declaration is the day the written authorization is received by the Federation office and for points to count, the declaration must be received by the Federation office on or before the first day of the competition. If only one owner is a Federation Member in good standing, this person's residency will automatically become the entry's home district, region or zone.
9. If the horse is recorded under the ownership of a registered farm, the residence of the farm's owner is the entry's home district, region or zone. If the owners of a farm reside in different districts, regions or zones see paragraph 8 above.
10. Exception to GR1111.8-1111.11: Arabian, Half/Anglo Arabian Division, Andalusian/ Lusitano, Morgan and Friesian Divisions; see GR1111.2.
11. Responsibility in fulfilling the requirements of the above Rules rests entirely with the exhibitor. As the competition entry blank is generally the source of information required in GR1110.5, care should be taken to fill out entry blanks correctly.

GR1112 USEF Championships

1. For rules governing the following Championships, see specific Rules as noted:
 - a. Dressage Regional and National Championships: See DR127.
 - b. Hunter Pony Championships: See HU181.
 - c. Junior Jumper Prix des States. See JP151.3.
 - d. Medal Championships: See EQ110, EQ117.12.
 - e. Hunter Breeding Championships: See HU184.
 - f. Junior Hunter Championships (see HU182).
 - g. Eventing National Championships (See EV161-EV165).

GR1113 Credit

1. No credit will be given for classes where judging specifications are not in accordance with the Federation rules. Points will not count towards Horse of the Year Award competitions and classes will not be counted for division or section ratings.
2. No credit will be given in classes if less than three entries have shown and placed. Exceptions:
 - a. Hunter Breeding, Pony Hunter Breeding.
 - b. Hunter Classes, a minimum of three entries must have competed per HU130.
 - c. At a National or Premier rated hunter/jumper competition where it is required that the division be held over two days, if there are less than three exhibitors the second day, Zone and National Horse of the Year points will still apply.

- a. Andalusian/Lusitano
 - b. Friesians
 - c. Carriage Pleasure Driving (GR1125)
 - d. Hackney
 - e. Jumper Classes, a minimum of three entries must have competed per JP133.13.
 - f. Morgans
 - g. American Saddlebreds
 - h. Shetlands
 - i. Arabians (Exception: Championship classes based only on scores or high point awards are not awarded points.)
 - j. National Show Horse
 - k. Roadsters
 - l. Ladies Side Saddle Over Fences Class in the Hunter Division, see HU142.
 - m. Driving Combined (GR1127).
 - n. Western Dressage.
 - o. Welsh.
3. Credit will be given for the first six (6) placings only, regardless of the number of ribbons offered. Exception: in the Morgan and Hunter Breeding divisions where only the first four (4) place ribbons will receive points, and Hunter Divisions, where only the first eight (8) place ribbons will receive points in accordance with GR1131 when entries are 16 or higher. Ribbons must be awarded to 8th place in all hunter classes. Exception: in Bonus Point classes, Classics in the Hunter and Jumper divisions, National Show Horse Finals, Federation Zone Finals and jumper sections, Hunter Breeding Best Young Horse Class, Morgan In-hand Championship Classes. All model classes will receive 1/2 points. (Exception: Arabian, see GR1124)

GR1114 Winners

1. In all divisions, except Dressage and Open Jumper classes offering \$25,000 and over, winners will be those horses which accrue the highest number of points or amount of prize money at Federation Licensed Competitions.
2. The Junior Jumper and the Amateur Owner Jumper winners will be those horses which earn the highest number of points based on a scale of one point for every dollar earned in their classification at Regular Competitions.
3. The Open Jumper Horse of the Year Award is based on money won in classes which comply with JP151.
4. Awards are made to the owner as shown in the Federation recording files, at the time the horse wins its last point in the competition. If the ownership of a horse is transferred, all district, region or zone points earned up to that date stand.

GR1115 Competition Year

1. Competition year for awards will be as follows: All breeds/disciplines will begin December 1 and end November 30. Exceptions: Paso Fino competition year will begin September 1 and end August 31; Hunter Breeding and Pony Hunter Breeding will begin January 1 and end November 30 (see HU184 and GR102).
2. If a competition is in progress on the last day of any qualifying period points or money won at said competition will be allowable in reckoning the year's total score.
3. Championship qualifying periods for the following Championships will appear on the Federation website.
Dressage Regional Championships
Hunter Pony Championships
Hunter Breeding Championships
4. Adult Hunter Seat Medal qualifying year begins December 1 and ends November 30.

SUBCHAPTER 11-E SPECIAL CONDITIONS**GR1116 Special Conditions**

1. No credit will be given in any class that does not count toward a division or section rating (See GR314).
 - a. Exceptions:
 1. In Hunter Classics Bonus Points will be awarded in horse's respective section.
 2. In cases which Juniors, Young Riders and Amateur Owners compete in a Combined class, prize money will be awarded in the horse's respective section.
 3. Hunter Seat Equitation classes listed as eligible classes in GR1131.13 will count for points even if the class does not count toward division or section rating.
2. Where the term Championship is omitted from a class title, the class that is open to all horses in a division or section that has the required specifications will be counted as the Championship. When Championships are awarded on a point basis, only the Champion and Reserve will receive points for a Horse of the Year Award. (Exception: Arabian, see GR1124).
3. Only classes held in accordance with HU142 will count toward Ladies Side Saddle Hunter.
4. Credit for the following will be applied as specified in Chapter 11:
 - a. Andalusian/Lusitano Division will be applied as per GR1123.
 - b. Arabian Division will be applied as per GR1124.
 - c. Friesian Division will be applied as per GR1129.
 - d. Hackney Division will be applied as per GR1130.
 - e. National Show Horse Division will be applied as per GR1135.
 - f. Morgan Division will be applied as per GR1134.
 - g. Roadster Division will be applied as per GR1138.
 - h. American Saddlebred Division will be applied as per GR1139.
 - i. Shetland Division will be applied as per GR1140.
 - j. Western Dressage Division will be applied as per GR1144.

GR1117 Tabulation of Points

Scores of all horses will be kept in the Federation office. Results from Federation Licensed Competitions will furnish the sole basis upon which the scores are figured, and the Federation tally thus derived will be the final authority in determining winners. Although the Federation uses its best efforts to insure that the points as recorded by the Federation on its web site and elsewhere are accurate, the Federation assumes no liability to anyone for any errors or omissions whatsoever. Anyone who uses these points for Federation purposes or for any other purpose is hereby notified that the Federation disclaims any and all liability and responsibility, including for negligence, with respect to these point tabulations and records.

GR1118 Ties

In the event of a tie, the Horse of the Year Award will be awarded to each competitor.

GR1119 Disputes

1. Points are final on December 15 (should the 15th fall on a weekend, the deadline will be set for the following Monday) following each competition year or 15 days following the end of the designated Zone competition year and in the Paso Fino Division points are final on September 15 following the competition year.
2. Any participant wishing to dispute a tabulation or qualification or disqualification must appeal the issue in writing specifying the reasons for disputing the tabulation or qualification or disqualification (the "Dispute"). Said Dispute must be received by the Federation by December 15 (should the 15th fall on a weekend, the deadline will be set

for the following Monday) following the competition year in question, except for the Paso Fino Division for which the deadline is September 15. A Dispute must be accompanied by the required fee which is not refundable. Disputes will be referred to the CEO or his designee for a ruling in the first instance, who will determine if the information which is provided in the Dispute is sufficient to alter the tabulation or qualification or disqualification. If the participant is dissatisfied with the CEO's or his designee's ruling, the participant may submit a written request for an appeal. An appeal must be accompanied by the required fee, which will be refunded if the appeal is upheld. Appeals will be referred to the Hearing Committee or a special committee appointed by the President, whose decision is final.

GR1120 Awards

1. Awards may be offered in any division or section recognized by the Federation. The Board of Directors will determine those classifications in which awards will be offered and should competition throughout the year in any way be so slight as not to warrant the giving of an award, such award may be canceled.
2. Any requests for new awards to be added must be received in writing in the Federation office by August 1 of the preceding year and approved by the appropriate committee.
3. Presentation of breed-specific awards will be made at venues most suitable to that breed or may be awarded at the Federation Annual Meeting.

GR1121 Presentation

1. Presentation of the Federation National Horse of the Year Awards will be made at the Federation's Annual Meeting, or other venue as approved by the Federation. The trophies awarded to the National Champions are perpetual trophies and remain in the possession of the Federation.
2. Presentation of the Federation District, Regional or Zone Horse of the Year Awards will be made at venues specified within each breed and discipline, as approved by the Federation, and the appropriate breed/discipline Committees.

SUBCHAPTER 11-F AWARD SECTIONS

GR1122 Awards Sections

Refer to Subchapters 11-C to 11-E for all general rules for all Award Sections.

GR1123 Andalusian/Lusitano Division

1. Eligibility. See GR1110.
2. Point Tabulation. See Rules GR1113-GR1119.

Started	10+	9	8	7	6	5	4	3	2	1
1st	10	9	8	7	6	5	4	3	2	1
2nd	9	8	7	6	5	4	3	2	1	
3rd	8	7	6	5	4	3	2	1		
4th	7	6	5	4	3	2	1			
5th	6	5	4	3	2	1				
6th	5	4	3	2	1					
7th	4	3	2	1						
8th	3	2	1							
9th	2	1								
10th	1									

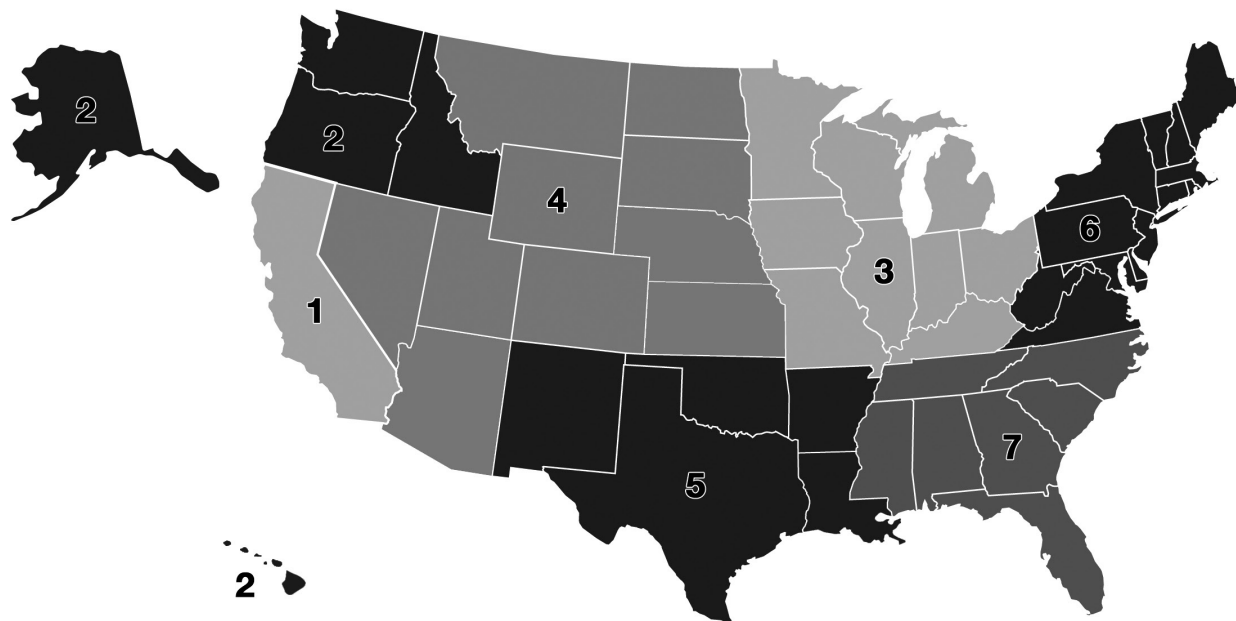
GR11 - AWARDS

- a. Full points will be awarded to Andalusian/Lusitano classes conducted at Federation Licensed competitions.
 - b. Half points will be given in the following classes: Maiden horse, Novice horse, Limit horse, and Green horse.
 - c. At Federation Licensed Regional level competitions, class entries will receive double points.
 - d. At Federation Licensed National level competitions, class entries will receive triple points.
 - e. Classes that are restricted to Maiden, Novice, Limit or Green riders/drivers are not counted.
 - f. Combined Pure Andalusian and Half-Andalusian classes do not receive points, with the following exceptions: Junior Equitation, Showmanship, Western Trail, Western Riding, Doma Vaquera, Reining, Dressage, and working Equitation.
 - g. Showmanship, Produce of Dam, Get of Sire, and Cobra of Mares classes do not receive points for Halter awards.
 - h. Equitation and Showmanship only count toward Junior Exhibitor awards.
 - i. Hunter Hack, Walk-Trot, Liberty, Musical Freestyle and Long Reining classes do not receive points.
3. Points received at the IALHA designated National Show will count solely towards National Awards and not towards any Regional Awards (see GR1111.2).
4. Regional Awards will be distributed according to the Regional Map.
5. National Awards will be presented at the Federation Annual Meeting.
6. Regional Awards will be presented at regional venues at the discretion of the IALHA Regional organizations, as approved by the Federation.
7. Award Categories. National and Regional awards will be awarded in the following categories:
- a. Andalusian/Lusitano Halter: Classes to count include stallions, mares, geldings, and Dressage Sport Horse In-Hand.
 - b. Half Andalusian/Lusitano Halter: Classes to count include stallions, mares, geldings, and Dressage Sport Horse In-Hand.
 - c. Andalusian/Lusitano English Pleasure (Open, Amateur, Junior Horse): Classes to count include Formal Saddle, Saddle Seat, Country, Hunt Seat, Pro-Am-for Open award, and Vintage Rider-for Amateur award)
 - d. Half Andalusian/Lusitano English Pleasure (Open, Amateur, Junior Horse): Classes to count include Formal Saddle, Saddle Seat, Country, Hunt Seat, Pro-Am-for Open award, and Vintage Rider-for Amateur award)
 - e. Andalusian/Lusitano Western Pleasure (Open, Amateur, Junior Horse): Classes to count include Western Pleasure, Pro-Am-for Open award, and Vintage Rider-for Amateur award)
 - f. Half Andalusian/Lusitano Western Pleasure (Open, Amateur, Junior Horse): Classes to count include Western Pleasure, Pro-Am-for Open award, and Vintage Rider for Amateur award)
 - g. Andalusian/Lusitano or Half/Andalusian/Lusitano Working Western (One Award Category): Classes to include Trail, Reining, and Western Riding.
 - h. Andalusian/Lusitano Driving: Classes to count include Country Pleasure Driving, Show Pleasure Driving, Pleasure Driving, Formal Driving, and Traditional Type Carriage Driving.
 - i. Half Andalusian/Lusitano Driving: Classes to count include Country Pleasure Driving, Show Pleasure Driving, Pleasure Driving, Formal Driving, and Traditional Type Carriage Driving.
 - j. Andalusian/Lusitano Specialty (One Award Category): Classes to count include English Show Hack, Versatility English to Western, Versatility Driving to English, Native Tack & Attire, Heritage Tack & Attire, Fantasy Costume, Doma Vaquera, Best Movement, Dressage, Dressage Suitability, Dressage Hack, and working equitation.
 - k. Half Andalusian/Lusitano Specialty (One Award Category): Classes to count include English Show Hack, Versatility English to Western, Versatility Driving to English, Native Tack & Attire, Heritage Tack & Attire, Fantasy Costume, Doma Vaquera, Best Movement, Dressage, Dressage Suitability, Dressage Hack, and Working Equitation.
 - l. Andalusian/Lusitano Junior Exhibitor Horse: Based on the total of all points won in Andalusian/Lusitano Junior Exhibitor classes (including Equitation and Showmanship).
 - m. Half Andalusian/Lusitano Junior Exhibitor Horse: Based on the total of all points won in the Half Andalusian/

Lusitano Junior Exhibitor classes (including Equitation and Showmanship).

- 8. Grand Champion Andalusian/Lusitano: Based on the total of all points won in all Andalusian/Lusitano categories.
- 9. Grand Champion Half Andalusian/Lusitano: Based on the total of all points won in all Half Andalusian/Lusitano categories.

ANDALUSIAN / LUSITANO REGIONAL MAP



GR1124 Arabian and Half/Anglo Arabian Divisions

- 1. Eligibility. See GR1110.
- 2. Point Tabulation. See GR1113-GR1119. Points for all competitions will be awarded as follows.

Started	10+	9	8	7	6	5	4	3	2	1
1st	10	9	8	7	6	5	4	3	2	1
2nd	9	8	7	6	5	4	3	2	1	
3rd	8	7	6	5	4	3	2	1		
4th	7	6	5	4	3	2	1			
5th	6	5	4	3	2	1				
6th	5	4	3	2	1					
7th	4	3	2	1						
8th	3	2	1							
9th	2	1								
10th	1									

Full points shall be awarded to Arabian and Half/Anglo Arabian Breeding/In-Hand and Performance classes conducted at USEF Licensed Competitions.

3.Exceptions:

- a. In Breeding and/or In-Hand Championship classes, points will be awarded to only Champion and Reserve.
- b. In Breeding, In-Hand and Performance Championship classes based only on scores or high point awards are

GR11 - AWARDS

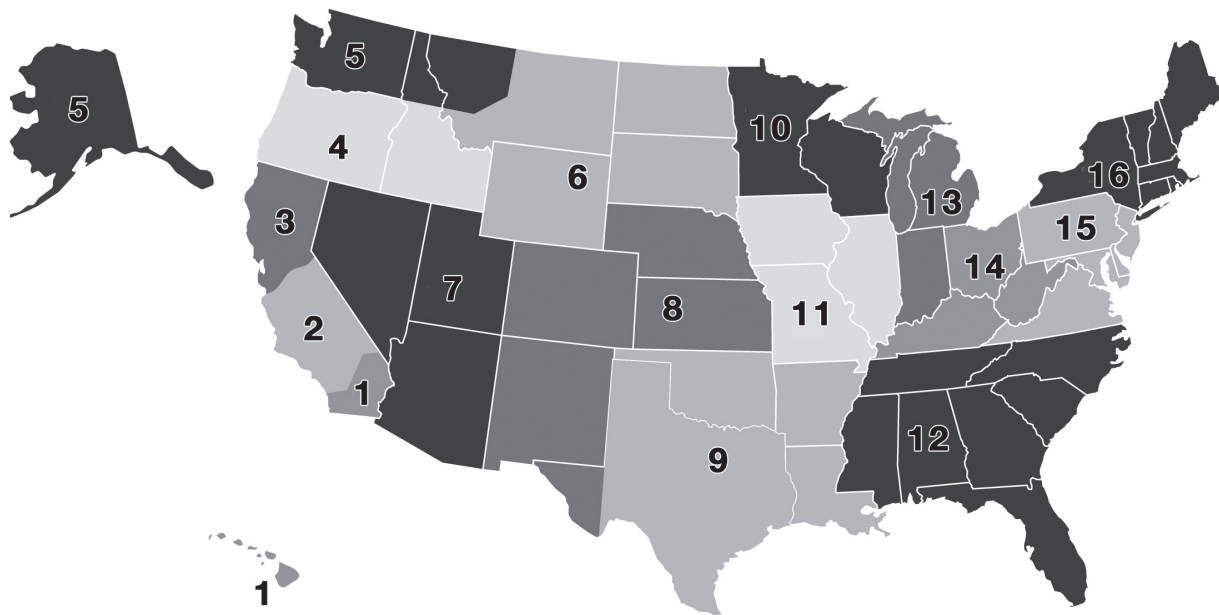
not awarded points.

c. Half-points will be given in the following classes: Maiden, Novice, Limit and Green horse classes; no points will be awarded for Model classes.

d. For additional restrictions, refer to GR314 Special Conditions.

4. At USEF Licensed Regional level competitions, class entries will receive double points; points will be awarded to fifth place in Breeding, In-Hand and Performance classes. Only those Top Five placings receive points, doubled. Regional Awards will be distributed according to the Regional map. Regional Awards will be presented at regional venues at the discretion of the AHA Regional organizations, as approved by the Federation.
5. At USEF Licensed National level competitions, class entries will receive triple points; points will be awarded to tenth place in Breeding, In-Hand and Performance classes. Only those Top Ten placings will receive points, trebled. Any points won at a National Championship (U.S., Youth and Sport Horse) will count solely towards National Awards and not towards any Regional Awards. National Awards will be presented at the Federation Annual Meeting.
6. Award Categories. National and Regional awards will be awarded in the following categories:
English Pleasure/Pleasure Driving—Open, Adult Amateur, Junior Exhibitor;
Country English Pleasure/Country Pleasure Driving—Open, Adult Amateur, Junior Exhibitor;
Hunter Pleasure—Open, Adult Amateur, Junior Exhibitor;
Western Pleasure—Open, Adult Amateur, Junior Exhibitor;
Working Western Horse—includes Trail, **In-Hand Trail**, Reining, Working Cowhorse, Cutting and Western Riding, **Ranch Horse Pleasure**, one award category; *BOD 1/16/16 Effective 2/1/16*
Hunter— **Regular Working; Green Working; Hunter Specialty (Hunter Specialty is one award category based on total number of points from ATR/JTR, AOTR, Horses 14.2 Hands and Under; and Working Hunter 2')**;
Specialty Horse—includes Park, English Show Hack, Ladies Side Saddle, Native Costume, Hunter Hack, Formal Combination, Informal Combination, Formal Driving, Roadster, English Trail, Versatility, Gymkhana, Carriage Pleasure Driving, Western Dressage, **and Jumper**, one award category;
Breeding/In-Hand—includes Stallions, Mares, Geldings for Arabians and Mares and Geldings for Half/Anglo Arabians, one award category;
Dressage—Open: Training Level; First Level; Second Level, Third Level, Fourth Level and FEI combined Level
Amateur: Training Level; First Level; Second Level, Third Level, Fourth Level, and FEI combined Level
Sport Horse - Sport Horse In-Hand, Sport Horse Under Saddle and Sport Horse Show Hack **are combined. BOD 6/30/15 Effective 12/1/15**
7. Overall Grand Champion Categories:
Purebred Arabian -based on the total of all points won in all Purebred Arabian categories.
Half/Anglo Arabian-based on the total of all points won in all Half/Anglo Arabian categories.
Arabian Gelding -based on the total of all points won in all Purebred Arabian categories.
Purebred Arabian Junior Exhibitor- based on the total of all points won in Arabian Junior Exhibitor classes (classes combined with amateur sections will not be counted).
Half/Anglo Arabian Exhibitor -based on the total of all points won in Half/Anglo Arabian Junior Exhibitor classes (classes combined with amateur sections will not be counted).

ARABIAN / HALF / ANGLO-ARABIAN REGIONAL MAP



GR1125 Carriage Pleasure Driving

1. Eligibility. See GR1110.
2. Point Tabulation. See GR1113-GR1119. Points for all competitions will be awarded as follows:

Started	16+	15	14	13	12	11	10	9	8	7	6	5	4	3	2
1st	20	19	18	17	16	15	14	13	12	11	10	9	8	6	4
2nd	17	16	15	14	13	12	11	10	9	8	7	6	5	3	1
3rd	15	14	13	12	11	10	9	8	7	6	5	4	3	1	
4th	13	12	11	10	9	8	7	6	5	4	3	2	1		
5th	12	11	10	9	8	7	6	5	4	3	2	1			
6th	11	10	9	8	7	6	5	4	3	2	1				
7th	10	9	8	7	6	5	4	3	2	1					
8th	9	8	7	6	5	4	3	2	1						
9th	8	7	6	5	4	3	2	1							
10th	7	6	5	4	3	2	1								
11th	6	5	4	3	2	1									
12th	5	4	3	2	1										
13th	4	3	2	1											
14th	3	2	1												
15th	2	1													
16th	1														

The USEF Licensed Regional breed/discipline competitions will receive double points.

The USEF Licensed National Championship breed/discipline competitions will receive triple points.

3. Driving awards will be presented at the USEF Annual Meeting.

4. Award categories. Awards will be given in the following award categories:

- a. Carriage Pleasure Driving Single Horse, Carriage Pleasure Driving Pair Horses, Carriage Pleasure Driving

GR11 - AWARDS

Tandem Horses, Carriage Pleasure Driving Multiple Horses (3 or more), Coaching Horses, Coaching Ponies, Carriage Pleasure Driving Single Pony, Carriage Pleasure Driving Pair Ponies, Carriage Pleasure Driving Tandem Ponies, Carriage Pleasure Driving Multiple Ponies (3 or more), and Driven Dressage at the Training, Preliminary, Intermediate and Advanced levels. (Exception: Concours d'Elegance)

- b. ½ Points will be awarded in any of the above classes with the following restrictions: Maiden, Novice, and Limit Horses and/or Drivers.
 - c. The combination for a pair is made up of three horses or ponies; the combination for a four-in-hand is made up of five/six horses or ponies. The combinations must be declared before the first show of the competition year in which they are competing, and any substitution to this combination will constitute a new combination which will be awarded points as a new entry. No points from the original combination carry forward and a separate form is required. The form must be received in the Federation office two weeks prior to the start date of the competition in which they will be competing. Declaration forms are available at http://www.usef.org/_IFrames/breedsdisciplines/discipline/allcpdriving/forms.aspx.
5. The winner with the most points in all Carriage Pleasure Driving categories combined will be named the overall winner.

GR1126 Connemara

1. For eligibility see GR1110 and CO101.
2. Point tabulations. See GR1113-1119. Points will be awarded according to the number of horses defeated in a class for which the Federation has class specifications. Three points will be awarded for every horse defeated in a class at Federation Licensed Competitions. Championship In Hand classes will be awarded double points.
3. National awards will be presented at the USEF Annual Meeting.
4. Awards will be given in the following categories for horses participating in Connemara sections as described in Chapter CO:
 - a. Purebred Connemara Mare- to include points earned in In Hand classes for purebred mares 3 years of age and older
 - b. Purebred Connemara Stallion or Gelding-to include points earned in In Hand classes for purebred stallions or geldings 3 years of age and older
 - c. Purebred Connemara Hunter- One award category
 - d. Purebred Connemara Jumper- One award category
 - e. Halfbred Connemara Hunter - One award category
 - f. Halfbred Connemara Jumper - One award category
5. Awards will be given in the following categories for horses participating in either Connemara sections or open competitions provided USEF has received breed registration papers or verification from ACPS prior to December 15:
 - a. Purebred Connemara Dressage
 - b. Halfbred Connemara Dressage
 - c. Purebred Connemara Eventing: awarded to purebred Connemaras competing in Beginner Novice through Training levels at Federation Eventing Competitions.
 - d. Halfbred Connemara Eventing: awarded to halfbred Connemaras competing in Beginner Novice through Training levels at Federation Eventing Competitions.
 - e. Purebred Connemara Jumper
 - f. Halfbred Connemara Jumper
6. Special Awards
 - a. McKenna Trophy: awarded to the highest ranking purebred or halfbred Connemara in Preliminary through

Advanced levels at Federation Eventing Competitions.

- b. Clifden Trophy: awarded to the highest ranking purebred Connemara in the Regular Hunter Pony section or Green Hunter Pony section in Federation Hunter Competitions.
- c. Seldom Seen Trophy: to be awarded to the highest placing purebred or halfbred Connemara ridden by a junior at USEF Dressage competitions.

GR1127 Driving, Combined

1. Eligibility. See GR1110.
2. Point Tabulation. See GR1113-GR1119. Points for all competitions will be awarded as follows:

If 16 or more competitors have started	15	14	13	12	11	10	9	8	7	6	5	4	3	2	
1st	20	19	18	17	16	15	14	13	12	11	10	9	8	6	4
2nd	17	16	15	14	13	12	11	10	9	8	7	6	5	3	1
3rd	15	14	13	12	11	10	9	8	7	6	5	4	3	1	
4th	13	12	11	10	9	8	7	6	5	4	3	2	1		
5th	12	11	10	9	8	7	6	5	4	3	2	1			
6th	11	10	9	8	7	6	5	4	3	2	1				
7th	10	9	8	7	6	5	4	3	2	1					
8th	9	8	7	6	5	4	3	2	1						
9th	8	7	6	5	4	3	2	1							
10th	7	6	5	4	3	2	1								
11th	6	5	4	3	2	1									
12th	5	4	3	2	1										
13th	4	3	2	1											
14th	3	2	1												
15th	2	1													
16th	1														

The USEF National Championship Combined Driving classes will receive double points.

3. National Awards will be presented at the USEF Annual Meeting.
4. Award Categories. Awards will be given in the following award categories:
 - a. Combined Driving Single Horse, Combined Driving Pair Horses, Combined Driving Four-In-Hand Horses, Combined Driving Single Pony, Combined Driving Pair Ponies, and Combined Driving Four-In-Hand Ponies.
 - b. Horses and ponies competing in combinations (Pair or Four-in-Hand) must be declared as a unit prior to the classes at the competition in which they plan to compete in order for points to accrue as a Pair or Four-in-Hand. Declarations are available at http://www.usef.org/_IFrames/breedsdisciplines/discipline/alldriving/points.aspx. The unit for a pair is made up of three horses or ponies, the unit for a four-in-hand is made up of five horses or ponies. The units must be declared before the first show of the calendar year they are competing in, and any substitution to this unit will constitute a new combination and will be awarded points as a new entry.

GR1128 English Pleasure

1. Eligibility. See GR1110.
2. Point Tabulation. See GR1113-GR1119.
3. Points will be awarded as follows:

	First Place	Second Place	Third Place	Fourth Place	Fifth Place	Sixth Place
A Rating	36	28	26	24	22	20
B Rating	30	14	22	20	18	16
C Rating	26	20	18	16	14	12
Local	20	16	14	12	10	8

4. National Awards will be given in the following categories through 6th place:
 - a. English Pleasure Saddle Seat
 - b. English Pleasure Hunter Seat
 - c. English Pleasure Driving
5. Classes not to count towards national awards include: Classes restricted riders or drivers with maiden, novice, or limit status, Classes designated as Amateur-Owner-Trainer, Horsemanship, Combined Hunter Seat and Saddle Seat classes, Walk/Trot classes, unrated classes per GR902.2, and classes listed in GR314.1.

GR1129 Friesian

1. Eligibility. See GR1110.
2. Point Tabulation. See GR1113-GR1119.
 - a. Points for all eligible classes (See GR1129.3-GR1129.7) at Friesian competitions will be awarded according to the following chart:

Started	16+	15	14	13	12	11	10	9	8	7	6	5	4	3	2	1
1st	20	19	18	17	16	15	14	13	12	11	10	9	8	4	2	1
2nd	17	16	15	14	13	12	11	10	9	8	7	6	5	3	1	
3rd	15	14	13	12	11	10	9	8	7	6	5	4	3	1		
4th	13	12	11	10	9	8	7	6	5	4	3	2	1			
5th	12	11	10	9	8	7	6	5	4	3	2	1				
6th	11	10	9	8	7	6	5	4	3	2	1					
7th	10	9	8	7	6	5	4	3	2	1						
8th	9	8	7	6	5	4	3	2	1							
9th	8	7	6	5	4	3	2	1								
10th	7	6	5	4	3	2	1									
11th	6	5	4	3	2	1										
12th	5	4	3	2	1											
13th	4	3	2	1												
14th	3	2	1													
15th	2	1														
16th	1															

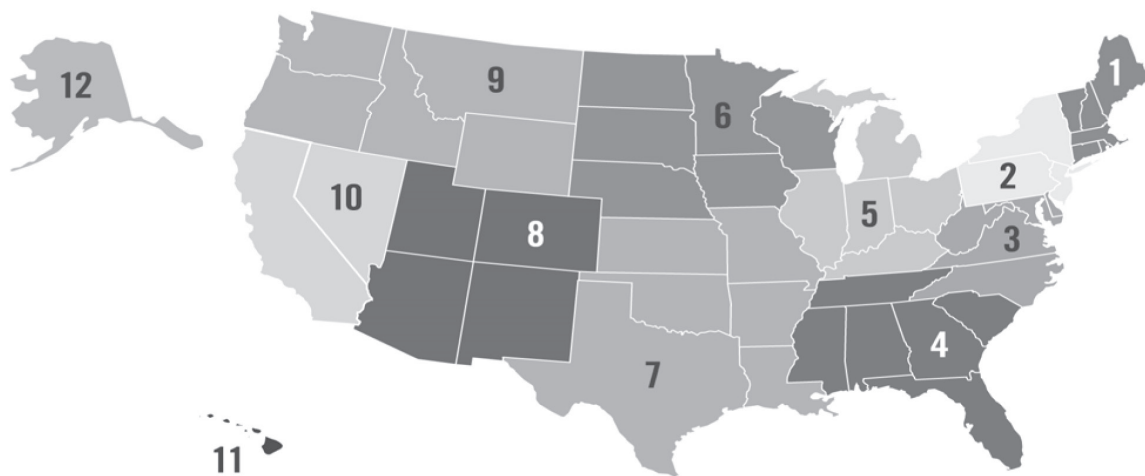
- b. Points for all eligible classes (See GR1129.3-GR1129.7) at IFSHA designated regional competitions will be awarded at double value.

- c. Points for all eligible classes (See GR1129.3-GR1129.7) at the IFSHA designated national competition will be awarded at triple value.
 - d. Points for all eligible classes (See GR1129.3-GR1129.7) at Local competitions will be awarded 1/2 value.
3. National and Regional awards will be given in the following categories through 6th place:
- a. Friesian In Hand - To include points earned from all In Hand classes including open, amateur, masters, junior exhibitor, owner to lead, all horse genders, and all horse age groups.(Exception: Trail In-Hand-see Friesian Specialty Horse).
 - b. Friesian Saddle Seat - To include all points earned in Saddle Seat (Country Pleasure, Pleasure, and Park) classes. All classifications of those classes (Open, Amateur, Owner to Ride) all rider age groups (adult or junior exhibitor), all horse genders, and all horse age groups.
 - c. Friesian Hunter - To include all points earned in Hunter Pleasure & Hunter Hack classes. All classifications of those classes (Open, Amateur, Owner to Ride), all rider age groups (adult or junior exhibitors), all horse genders, and all horse age groups.
 - d. Friesian Western -To include all points earned in Western Pleasure, e.g., all classifications of those classes (Open, Amateur, Owner to Ride), all rider age groups (adult and junior exhibitors), all horse genders, and all horse age groups.
 - e. Friesian Driving - To include all points earned in all types of driving classes (Show Driving, Fine Harness, Country Pleasure Driving, Reinsmanship, Working, Turnout, Pleasure, and Sjees) all hitches (tandem, random, unicorn, single, pair, and four-in-hand), Obstacle (Timed, Pick Your Route, Gambler's Choice) all horse genders, all horse age groups, all classifications of those classes (open and amateur exhibitors) and all driver age groups (adult and junior exhibitor).
 - f. Friesian Dressage - To include all points from Dressage Suitability, Dressage Hack, and Dressage Tests, all horse genders, all horse age groups, all classifications (open, and amateur exhibitors) all rider age groups (adult and junior exhibitors).
 - g. Friesian Specialty Horse - One award category, based on the total number of points from Costume (Fantasy, Period, & Armor), English Show Hack, Liberty, Tandem riding, English and Western Trail, Drive and Ride, Drive, Ride and Jump, all Walk/Trot Classes (not to include Junior equitation classes or Lead line) Reining, Western Dressage and any rated Friesian class not mentioned in any previous category within this rule.
 - h. Part-bred Friesian In Hand - To include points earned in all In-Hand classes in Open, amateur, masters, junior exhibitors, owner to lead, all horse genders, and all horse age groups, and all age groups. (Exception: Trail In-Hand-see Friesian Specialty Horse).
 - i. Part-bred Friesian Saddle Seat - To include all points earned in Saddle Seat (Country Pleasure, Pleasure, and Park) classes. All classifications of those classes, (Open, Amateur, Owner to Ride), all rider age groups (adult or junior exhibitors), all horse genders, and all horse age groups.
 - j. Part-bred Friesian Hunter - To include all points earned in Hunter Pleasure & Hunter Hack classes, all classifications of those classes (Open, Amateur, Owner to Ride), all rider age groups (adult or junior exhibitors), all horse genders and all horse age groups.
 - k. Part-bred Friesian Western - To include all points earned in Western Pleasure, e.g., all classifications of those classes (Open, and amateur, Owner to Ride) all rider age groups (adult and junior exhibitors), all horse genders, and all horse age groups.
 - l. Part-bred Friesian Driving - To include all points earned in all types of driving classes (Show Driving, Fine Harness, Country Pleasure Driving, Reinsmanship, Working, Turnout, Pleasure, and Sjees) all hitches (tandem, random, unicorn, single, pair, and four-in-hand), Obstacle (Timed, Pick Your Route, Gambler's Choice) all horse genders, all horse age groups, all classifications of those classes (open and amateur exhibitors) and all driver age groups (adult and junior exhibitors).

GR11 - AWARDS

- m. Part-bred Friesian Dressage - To include all points from Dressage Suitability, Dressage Hack, and Dressage Tests, all horse genders, all horse age groups, all classification (open, and amateur exhibitors) all rider age groups (adult and junior exhibitor).
 - n. Part-bred Friesian Specialty Horse - One award category, based on the total number of points from Costume (Fantasy, Period, & Armor), English Show Hack, Liberty, Tandem riding, English and Western Trail, Drive and Ride, Drive, Ride and Jump, all Walk/Trot Classes not to include Junior equitation classes or Lead line, Reining, Western Dressage and any rated Part-bred Friesian class not mentioned in any previous category within this rule.
4. Grand Champion Friesian is based on the total points won in all Friesian categories as specifically stated above in all categories.
 5. Grand Champion Part-bred Friesian is based on the total points won in all Part-bred Friesian categories, as specifically stated above
 6. Friesian Junior Exhibitor Award - To include points from all junior exhibitor classes (including but not limited to all performance, in-hand, equitation, and showmanship classes).
 7. Part-bred Friesian Junior Exhibitor Award - To include points from all junior exhibitor classes (including but not limited to all performance, in-hand, equitation, and showmanship classes).

FRIESIAN REGIONAL MAP



GR1130 Hackney

1. Eligibility. See GR1110.
2. Point Tabulation. See GR1113-GR1119. Points for all competitions will be awarded as follows:

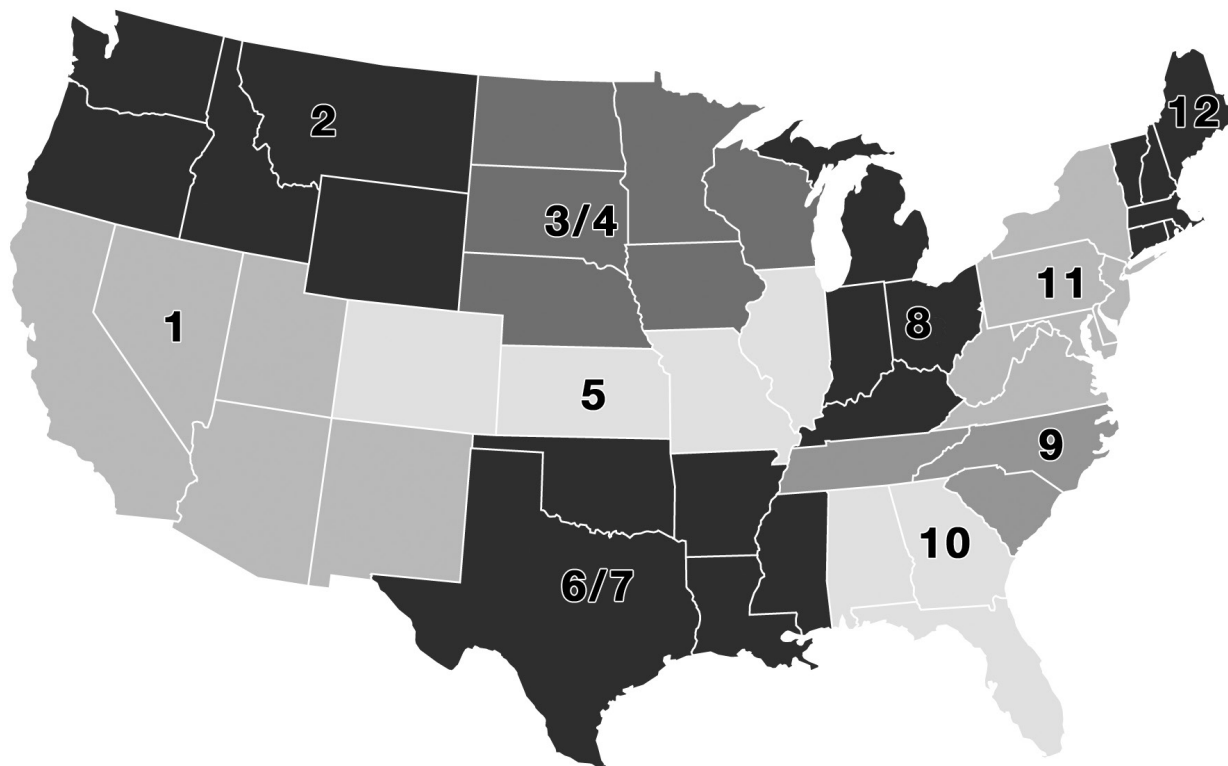
First	Second	Third	Fourth	Fifth	Sixth
20	12	8	4	2	1

The Kentucky State Fair World’s Championship Horse Show will receive *triple* points.

3. Regional Awards will be distributed according to the Hackney Regional map.
4. National Awards will be presented at the Federation Annual Meeting.
5. Regional Awards may be presented at an appropriate venue within each region as approved by the Federation.
6. Award Categories. A National Award will be given for the category of Hackney Horse. National & Regional Awards will be given in the following categories: Open Hackney Pony, Amateur Hackney Pony, Open Harness Pony, Amateur Harness Pony, Show Pleasure Pony Driving, Hackney Roadster Pony (shares one award with Open Roadster Pony),

Amateur Hackney Roadster Pony (shares one award with Amateur Roadster Pony), and Junior Exhibitor Hackney Roadster Pony (shares one award with Junior Exhibitor Roadster Pony). See GR1138.6.

HACKNEY REGIONAL MAP



GR1131 Hunter and Equitation Divisions

1. Eligibility

- a. Points toward any Horse of the Year Award for the Hunter Division will not be credited until the applications and fees for the horse's recording, exhibitor's registration, transfer of ownership, name change or addition of owner(s) and owner's Senior Active, Junior Active or Life membership are received by the Federation office. Furthermore, points toward Horse of the Year Awards for the Hunter Division will not be credited until the applications and fees for *the horse's USHJA Horse Registration*, the owner's USHJA Active or USHJA Life membership are received by the Federation or USHJA offices. Exception: Applications for Federation and USHJA Individual Membership and Horse Recordings submitted at Licensed Competitions.
- b. USHJA Zone points toward any Hunter Seat Equitation Division Rider of the Year Awards will not be credited until the applications and fees for the horse's USHJA registration, and rider's USEF and USHJA's active membership are received by the Federation or USHJA offices. Exception: Applications for Federation and USHJA Individual Membership and USHJA Horse Registration submitted at Licensed Competitions.

2. Point Tabulation. See GR1113-GR1119.

3. In the Hunter division, points are calculated according to the Increment system. In "C" and "B" rated sections, points are determined by the number of horses that compete in the section; in "A" rated sections, points are determined by both the rating of the competition (based on scheduling restrictions of HU158) as well as the number of horses that compete. Exception: National awards for First and Second Year Green Hunter, High Performance and Performance Working Hunter, Green Conformation Hunter, and Regular Conformation Hunter will be calculated using

GR11 - AWARDS

two systems towards two separate sets of national awards. The national Money Won Awards will be based on the money won by each horse in their respective section. The national Points Awards will be calculated according to the Increment System. Both money won and points won in hunter classics and the international hunter derby will be included. The money won and points won in the USHJA International Hunter Derby will only be awarded towards a declared Hunter section for HOTY points if a horse competes in the declared section a minimum of 5 times during the competition year.

4. All Hunter competitions are required to offer the minimum number of classes and amounts of prize money listed in GR313 for each approved Hunter section. If sections are canceled or entries are insufficient to award all prize money offered then only money offered to the number of places awarded must be distributed. All Hunter competitions must state their Increment rating clearly on the cover of the prize list. A maximum of \$5,000 in Hunter Classic, USHJA International Hunter Derby and/or USHJA National Hunter Derby prize money can count as part of the required \$24,000 in prize money, including add back money if any, that must be paid in order to maintain a "Premier" rating. If an add-back is offered, the minimum required prize money for that section must be guaranteed, and the add-backs must be clearly indicated in the prize list. Premier competitions offering add back must offer a minimum of \$18,001 and must pay a minimum of \$24,000. Exception: if sections are cancelled or entries are insufficient to award all prize money, then additional money not awarded must be pooled and redistributed 60% to the champions, and 40% to the reserve champions of the remaining "A" rated hunter sections.

5. Hunter Division Increment Chart:

Base points per section rating:

Rating	"C"	"B"	"A"	"AA"
1st	10	15	20	25
2nd	6	10	15	20
3rd	4	8	12	16
4th	3	6	9	12
5th	2	5	8	11
6th	1.5	4	7	10
7th	1	3	6	9
8th	.5	2	5	8

Total Prize Money in Rated Hunter Sections

Regional II competitions	N/A
Regional I competitions	N/A
National competitions	\$5000 and over
Premier competitions	Competitions paying \$24,000 and over including add-back money if any.

6. Points are calculated according to the Hunter Division Increment System utilizing a combination of the base points for each placing at each level of section rating and adding one point for each entry that competes in the first performance class except in High Performance Hunter, 3'6" Performance Hunter, and 3'3" Performance Hunter where individual classes may be entered in which case the points will be calculated by the number of entries that competed in each individual class (see HU102). In the under saddle classes points will be calculated on the number of horses entered. Points for competitions offering add-backs will be determined in the Federation Office when results

and amount of prize money paid are received.

7. Bonus points for Hunter Classics will be awarded according to HU143.9.
8. Number of entries. The number of entries for the Hunter Division is determined by the number of entries that compete in the first performance class of the section, except in sections where individual classes may be entered in which case the number of entries will be determined by the number of entries that competed in each individual class (see HU104). In the under saddle classes the number of entries will be determined by the number of horses entered. Sections may not be split if there are less than 40 entries. Sections may be split if there are 40 but less than 50 entries. Sections must be split if there are more than 49 entries. Competition management must post within 12 hours of the completion of the class, in a prominent place on the competition grounds, the number of entries that compete in the first performance class of each rated Hunter section, signed by the officiating Judge.
9. Hunter Division Section champions will be awarded 2.0 times the total 1st place point value of the first class in that section toward any National Horse of the Year point award based on points earned. Section reserve champions will be awarded 1.2 times the total 1st place value of the first class in that section towards any National Horse of the Year award based on points earned. Exception: For National Horse of the Year awards that are based on money won, Section Champions in the First and Second Year Green Hunter, High Performance Working Hunter, Green Conformation Hunter, Performance Working Hunters 3'3", Performance Working Hunters 3'6", and Regular Conformation Hunter will be awarded dollars equal to 10% of the total prize money offered for each respective section towards National Horse of the Year awards. Reserve Champions will be awarded dollars equal to the amount of 5% of the total prize money for each respective section.
10. Hunter Division Section Awards
 - a. Awards are offered from USHJA for the following at the Zone level:
Children's Working Hunter Ponies, Children's Working Hunter Horses, Adult Amateur Working Hunter 18-35 Years Old, Adult Amateur Working Hunter Over 35 Years Old, Pre-Green Hunter, Small Hunter and Thoroughbred Hunter.
 - b. The USHJA shall determine the Zone and/or Stirrup Cup HOTY points to be awarded for its USHJA Hunter Championships, Finals and Classes. The USHJA shall notify the Federation and publish the point scale to be utilized on the USHJA website a minimum of 120 days prior to the start of each event.
11. Hunter Division Section awards are offered for the following at the Zone from USHJA and National levels from the Federation:
 - a. Green Conformation Hunter, Green Working Hunter - First and Second Year, Regular Conformation Hunter, High Performance Working Hunter, Performance Working Hunters 3'3", Performance Working Hunters 3'6", Small Green Pony Working Hunter, Medium Green Pony Working Hunter, Large Green Pony Working Hunter, Small Pony Working Hunter, Medium Pony Working Hunter, Large Pony Working Hunter, Small Junior Working Hunter 15 yrs. & under, Small Junior Hunter 16-17 yrs., Large Junior Working Hunter 15 yrs. & under, Large Junior Working Hunter 16-17 yrs., Amateur Owner Hunter - 18-35 Years Old and Over 35 Years Old, Ladies Side Saddle, Amateur Owner 3'3" 18-35 Years Old and Over 35 Years Old, Small Hunter, and Junior Hunter 3'3".
 - b. The USHJA shall determine the National HOTY points to be awarded for its USHJA Hunter Championships, Finals and Classes. The USHJA shall notify the Federation and publish the point scale to be utilized on the USHJA website a minimum of 120 days prior to the start of each event.
12. Grand Champion Horse of the Year Awards are based on National points and are offered for the following Hunter sections:
 - a. Amateur Owner Hunter: awarded to the horse with the most points from the rider age sections of Amateur Owner 3'6"
 - b. Amateur Owner Hunter 3'3": awarded to the horse with the most points from the rider age sections of Amateur Owner 3'3"

GR11 - AWARDS

- c. **Junior Hunter 15 Years & Younger:** awarded to the horse with the most points in the 15 & Under rider age section of the 3'6" Junior Hunters
- d. **Junior Hunter 16-17 Years:** awarded to the horse with the most points in the 16-17 rider age section of the 3'6" Junior Hunters
- e. **Pony Hunter:** awarded to the pony with the most points from the small, medium and large Regular Hunter Pony sections
- f. **Green Hunter Pony:** awarded to the pony with the most points from the small, medium and large Green Hunter Pony sections
- g. **Conformation Hunter:** awarded to the horse with the most points from the Regular Conformation and Green Conformation Hunter sections
- h. **Green Working Hunter:** awarded to the horse with the most points from the 1st year and 2nd year Green Hunter sections.
- i. **High Performance Working Hunter:** awarded to the horse with the most points from the High Performance Working Hunter section

13. USHJA Zone Rider of the Year Hunter Seat Equitation Division Awards.

Unless USHJA Zone Committees submit their specifications by August 1, the following specifications will apply for the Age Group Equitation Hunter section:

- a. Awards are offered for the following at the Zone level: Equitation 14 and under, Equitation 15-17, Adult Equitation 18-35 and Adult Equitation 36 and over.
- b. Points will be awarded in accordance with the Hunter Seat Equitation Increment Chart.

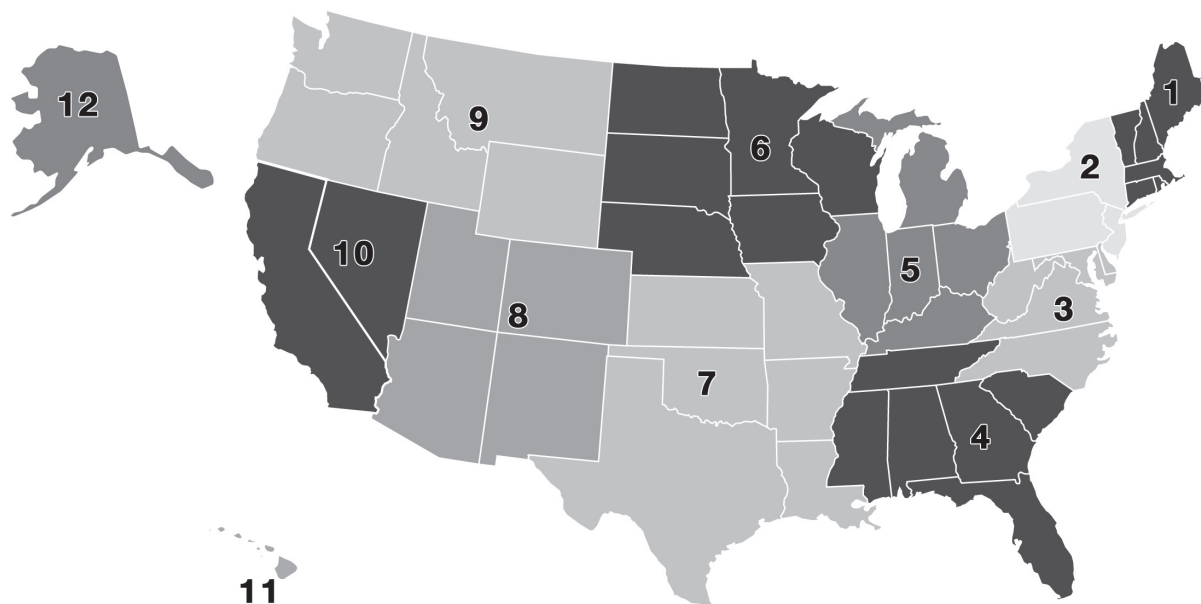
1st	20
2nd	15
3rd	10
4th	6
5th	5
6th	4
7th	3
8th	2

- c. Section champions will be awarded 2.0 times the total 1st place point value. Section reserve champions will be awarded 1.2 times the total 1st place value.
 - d. **Competition management may offer Age Group Equitation classes divided at their discretion.** Equitation that is offered by age will be awarded points that will be credited to the age groups **defined in GR1131.12.a or the relevant Zone Specifications.**
 - e. **Age Group Equitation classes for junior riders** to be shown over a course of not less than eight fences and the fence heights cannot exceed 3'6" (or 1.10m when class specifications list fence height in metric) and wings are optional.
 - f. **Age Group Equitation classes for adult amateurs** to be shown over a course of not less than eight fences and the fence height cannot exceed 3'3" (or 1.0m when class specifications list fence height in metric). ***BOD 1/16/16 Effective 4/1/16***
 - g. The USHJA shall determine the Zone and/or Stirrup Cup HOTY points to be awarded for its USHJA Equitation Championships, Finals and Classes. The USHJA shall notify the Federation and publish the point scale to be utilized on the USHJA website a minimum of 120 days prior to the start of each event.
- 14.** For the purposes of the USHJA Zone awards, ribbons won in any "A" or "B" rated section will receive B points. For the purposes of the USHJA Zone Equitation awards, ribbons won at any competition will receive points per

GR1131.12b. USHJA Zone Awards will be distributed according to the Zone map.

15. Presentation of the National Horse of the Year Awards will be made at the Federation Annual Meeting.
16. Presentation of the USHJA Zone Horse of the Year Awards will be made at Zone meetings at the discretion of Zone Committees and auspices of Zone Committees, only after approval of the USHJA.

ZONE MAP



GR1132 Pony Hunter Breeding and Hunter Breeding

1. Eligibility- Points toward any Horse of the Year Award will not be credited until the applications and fees for the horse's recording, exhibitor's registration, transfer of ownership, name change or addition of owner(s) and owner's Senior Active, Junior Active or Life membership are received by the Federation office. Furthermore, points toward Horse of the Year Awards will not be credit until the applications and fees for *the horse's USHJA Horse Registration*, the owner's USHJA Active or USHJA Life membership are received by the Federation or USHJA offices. Exception: Applications for Federation and USHJA Individual Membership and Horse Recordings submitted at Licensed Competitions.
2. Hunter Breeding Awards are offered for the following at the Zone **level** from USHJA and National level from the Federation: Hunter Breeding Yearling, Hunter Breeding Two-Year-Old, **and** Hunter Breeding Three-Year-Old. Point Tabulation, see HU184.4.
3. **The horse accumulating the most National points out of the Yearling, Two-Year-Old and Three-Year-Old Hunter Breeding (horse) sections will be awarded the Grand Champion Hunter Breeding Award.**
4. Pony Hunter Breeding awards are only offered at the Zone level from USHJA for the following: Pony Hunter Breeding Yearling, Pony Hunter Breeding Two-Year-Old, Pony Hunter Breeding Three-Year-Old. Point Tabulation, see HU186.5.
5. Presentation of the National Horse of the Year Awards will be made at the Federation Annual Meeting.
6. Presentation of the USHJA Zone Horse of the Year Awards will be made at Zone meetings at the discretion of Zone Committees and auspices of Zone Committees, only after approval of the USHJA.
7. USHJA Zone awards will be distributed according to the USHJA Zone map.

GR11 - AWARDS

8. The USHJA shall determine the National, Zone and/or Stirrup Cup HOTY points to be awarded for its USHJA Hunter Breeding Finals and Classes. The USHJA shall notify the Federation and publish the point scale to be utilized on the USHJA website a minimum of 120 days prior to the start of each event. *BOD 1/17/15 Effective 12/1/15*

GR1133 Jumpers

1. Eligibility.

Points toward any Horse of the Year Award will not be credited until the applications and fees for the horse's recording, exhibitor's registration, transfer of ownership, name change or addition of owner(s) and owner's Senior Active, Junior Active or Life membership are received by the Federation office. Furthermore, points toward Horse of the Year Awards will not be credit until the applications and fees for the horse's USHJA Horse Registration, the owner's USHJA Active or USHJA Life membership are received by the Federation or USHJA offices. Exception: Applications for Federation and USHJA Individual Membership and Horse Recordings submitted at Licensed Competitions.

2. Point Tabulation. See GR1113-GR1119. Children's and Adult Jumper USHJA Zone Horse of the Year Awards and Pony, 5-Year Old, 6-Year Old, and 7/8-Year Old Jumper National and USHJA Zone Horse of the Year Awards will be based on the following:

Exhibitors	3-8	9-15	16-25	26+
1st	15	20	25	30
2nd	10	15	20	25
3rd	5	10	15	20
4th	4	5	10	15
5th	3	4	5	10
6th	2	3	4	5

*Determined by the number of entries that competed (see JP135.13) in the class.

3. The Junior Jumper, Amateur Owner Jumper, **U25** and Young Rider Jumper Horse of the Year Awards will be based on one point for every dollar won in their classification at Regular Competitions.

4. The Open Jumper Horse of the Year Award will be based on money won in classes which comply with JP150, classes of \$25,000 or more. One point for every dollar won will be awarded.

5. Award Categories. National awards will be given in the following categories: Low Junior, Junior, Low Amateur Owner, Amateur Owner, Open, Pony, YOUNG RIDERS. Zone Horse of the Year Awards will be given by USHJA in the following categories (see JP118 for Zone specifications): LOW JUNIOR, JUNIOR, CHILDREN'S, ADULT, LOW AMATEUR OWNER, AMATEUR OWNER, PONY, YOUNG RIDERS, **U25** and Thoroughbred Jumper. *BOD 9/29/15 Effective 12/1/15.*

6. USHJA Zone awards will be distributed according to the Zone map.

7. National Awards will be presented at the Federation Annual Meeting.

8. Presentation of the USHJA Zone Horse of the Year Awards will be made at the discretion and auspices of Zone Committees, only after approval of the USHJA.

9. The USHJA shall determine the National, Zone and/or Stirrup Cup HOTY points to be awarded for its USHJA Jumper Championships, Finals and Classes. The USHJA shall notify the Federation and publish the point scale to be utilized on the USHJA website a minimum of 120 days prior to the start of each event.

GR1134 Morgan Horse Division

1. Eligibility. See GR1110.

2. Point Tabulation. See GR1113-GR1119. In-hand classes will accrue points in all age group classes as listed below. Junior and Senior Champion and Reserve Champion ribbons will receive double points; Grand Champion and Reserve In Hand will receive triple points.

3. All other restricted classes will count 1/2 points (Maiden, Novice, Limit, Green Horse classes and classes held at Local competitions).

4. In all other classes points will count as follows:

First	Second	Third	Fourth
20	12	8	4

Points in all Championship Performance classes will be scored as follows:

Champion	Reserve	Third	Fourth
40	24	16	8

Local competitions will receive half points.

5. Categories. National and Regional awards will be given in the following:

- a. ENGLISH PLEASURE - Open, Amateur, Junior Exhibitor;
- b. WESTERN PLEASURE—Open, Amateur, Junior Exhibitor;
- c. PLEASURE DRIVING—Open, Amateur; Junior Exhibitor;
- d. CLASSIC PLEASURE SADDLE;
- e. CLASSIC PLEASURE DRIVING;
- f. PARK - Saddle and Harness
- g. HUNTER PLEASURE—Open, Amateur, Junior Exhibitor;
- h. IN-HAND;
- i. CARRIAGE—Classes offered in the CP rules of the USEF rule book will count towards this award. Exception: Concours D'Elegance; Classes which are restricted (number of ribbons won; number of ADS and/or USEF Carriage Pleasure Driving competitions completed; number of years of competition experience; entry status: maiden, novice, limit; driver status: junior, adult, professional, amateur, maiden, novice, limit; horse status: maiden, novice, limit, size, age, sex) will count as half points;
- j. DRESSAGE—Training, 1st Level, Second Level through Fourth Level;
- k. ROAD HACK;
- l. VERSATILE MORGAN—Jumper, Parade, Roadster, Reining, Trail, Cutting, Working Hunter O/F and U/S, Hunter Hack, Bridle Path Hack and Western Dressage.

6. Grand Champion Morgan Horse is based on the total of all points won in all Morgan categories.

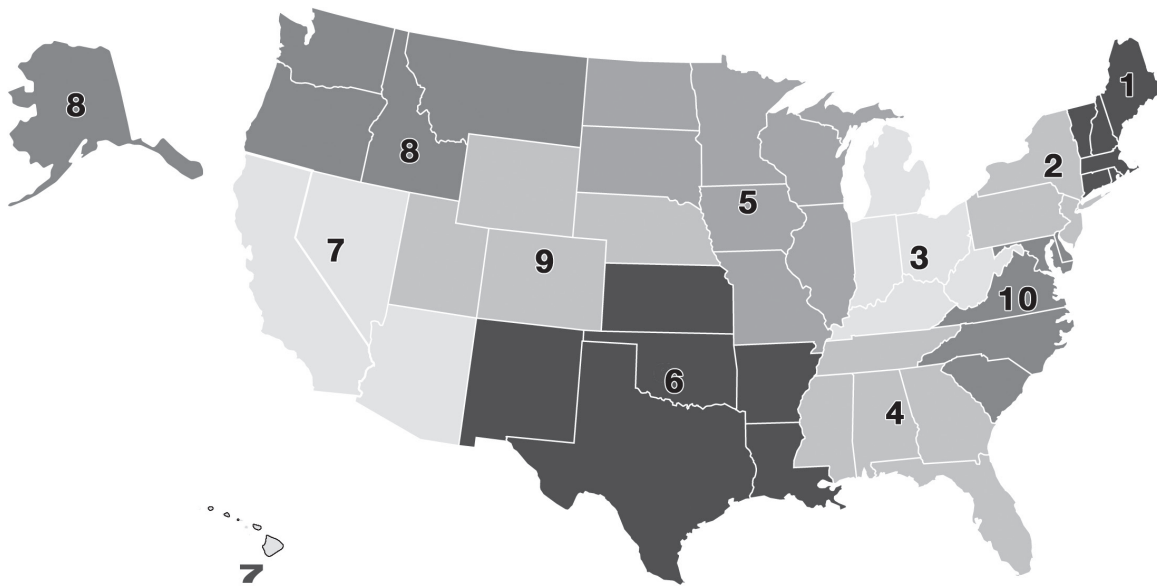
7. For purposes of distributing Regional awards the following map will be used: Region 4 - Alabama, Florida, Georgia, Mississippi, Tennessee; Region 10 - Delaware, District of Columbia, Maryland, North Carolina, South Carolina, Virginia.

8. National Horse of the Year Awards will be presented at the Federation Annual Meeting.

9. Regional awards will be presented at a place determined by each AMHA regional organization. Or if no regional organization exists, by a committee of Morgan club presidents selected by and chaired by the AMHA regional director of that region.

10. All Federation members receiving awards must also be members of AMHA prior to the presentation of the awards.

MORGAN REGIONAL MAP



GR1135 National Show Horse

1. Eligibility. See GR1110.

2. Point Tabulation. See GR1113-GR1119.

Points for all competitions will be awarded as follows:

Started	10+	9	8	7	6	5	4	3	2	1
1st	10	9	8	7	6	5	4	3	2	1
2nd	9	8	7	6	5	4	3	2	1	
3rd	8	7	6	5	4	3	2	1		
4th	7	6	5	4	3	2	1			
5th	6	5	4	3	2	1				
6th	5	4	3	2	1					
7th	4	3	2	1						
8th	3	2	1							
9th	2	1								
10th	1									

Championship classes will receive double points; NSHR District classes will receive double points; NSHR National Finals classes will receive triple points.

3. Awards will be given on a National basis.

4. Categories. National awards will be given in the following categories: English Pleasure, Pleasure Driving, Three-Gaited, Five-Gaited, Fine Harness, Country Pleasure, Hunter Pleasure, Show Hack, Western Pleasure.

5. National Horse of the Year Awards will be presented at the Federation Annual Meeting.

GR1136 Paso Fino

1. Eligibility. See GR1110.
2. Point Tabulation. See GR1113-GR1119. Points will be awarded according to the number of horses beaten in a class for which the Federation has class specifications. Exception: In Equitation classes no points will be awarded. 3 points will be awarded for every horse beaten in a class at a Federation Regular Competition. 1 point will be awarded at Federation Local Competitions. Championship classes will be awarded double points.
3. Award Categories. National awards will be given in the following categories:
 - a. Fino
 - b. Performance
 - c. Pleasure
 - d. Specialty
 - e. Amateur
 - f. Junior exhibitor-based on the total of all points won in junior exhibitor classes (exception: equitation and horsemanship)
 - g. Sub-junior-based on the total of all points won in sub junior classes (exception: equitation and horsemanship)
4. Grand Champion Paso Fino- based on the total of all points won in all Paso Fino categories.
5. National Horse of the Year Award will be presented at the Federation Annual Meeting.

GR1137 Reining

1. Eligibility. See GR1110.
2. Point Tabulation. Points will be awarded according to the number of horses beaten in a class. A rated competitions will award 2 points for every horse beaten; B, C, and Local rated competitions will award 1 point for every horse beaten in the class. Championship classes will be awarded double points.
3. Award Categories. National Awards will be given in the following categories: Open, Non-Pro/Adult Amateur, Junior Exhibitor;
4. National Horse of the Year Awards will be presented at the Federation Annual Meeting.

GR1138 Roadster

1. Eligibility. See GR1110.
2. Point Tabulation. See GR1113-GR1119. Points for all competitions will be awarded as follows:

Started	6+	5	4	3	2	1
1st	6	5	4	3	2	1
2nd	5	4	3	2	1	
3rd	4	3	2	1		
4th	3	2	1			
5th	2	1				
6th	1					

The Kentucky State Fair World's Championship Horse Show will receive triple points.

3. Regional Awards will be distributed according to the Hackney Regional Map.
4. National Awards will be presented at the Federation Annual Meeting.
5. Regional Awards will be presented at an appropriate venue within each region.
6. Award Categories. National and Regional Awards will be given in the following categories: Roadster Horse Under Saddle, Roadster Horse To Bike, Amateur Roadster Pony, Junior Exhibitor Roadster Pony, Open Roadster Pony (shares one award with Hackney Roadster Pony). See GR1130.6.

GR1139 American Saddlebred

1. Eligibility. See GR1110. All horses must be registered American Saddlebred Horses, and owners must be members of the American Saddlebred Horse Association.
2. Point Tabulation. See GR1113-GR1119. Points for all competitions will be awarded as follows:

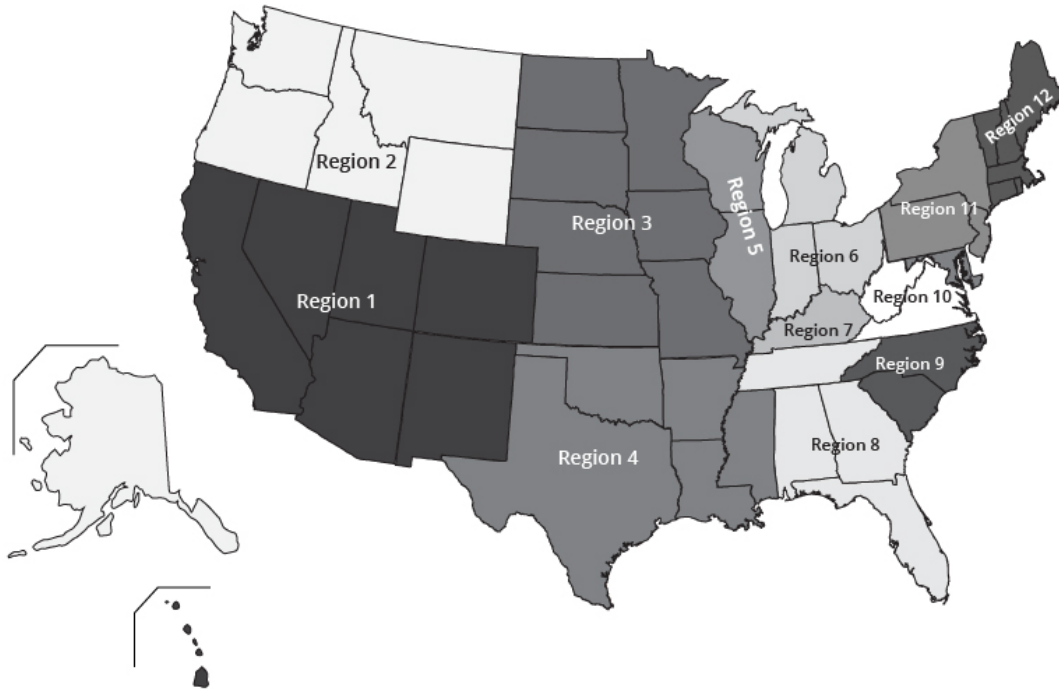
GR1139 American Saddlebred

1. Eligibility. See GR1110. All horses must be registered American Saddlebred Horses, and owners must be members of the American Saddlebred Horse Association.
2. Point Tabulation. See GR1113-GR1119. Points for all competitions will be awarded as follows:

Started	6+	5	4	3	2	1
1st	6	5	4	3	2	1
2nd	5	4	3	2	1	
3rd	4	3	2	1		
4th	3	2	1			
5th	2	1				
6th	1					

- a. The Kentucky State Fair World's Championship Horse Show will receive triple points.
 - b. The UPHA/American Royal National Championship Horse Show will receive double points for qualifying classes and triple points for the Championship and/or Stake classes.
 - c. The Saddle and Bridle Hunter Classic Final and Saddle and Bridle Shatner Western Final held at the St. Louis National Charity Horse Show will receive triple points.
3. Regional Awards will be distributed according to the American Saddlebred Regional Map.
 4. National Awards will be presented at the Federation Annual Meeting.
 5. Regional Awards may be presented at an appropriate venue within each region as approved by the Federation.
 6. Award Categories. National and Regional awards will be given in the following categories: Three-Gaited Park Horse, Open Three-Gaited American Saddlebred, Amateur Three-Gaited American Saddlebred, Junior Exhibitor's Three-Gaited American Saddlebred, Open Five-Gaited American Saddlebred, Three Gaited Park Pleasure, Amateur Five-Gaited American Saddlebred, Junior Exhibitor's Five-Gaited American Saddlebred, Adult Three-Gaited Show Pleasure Horse, Junior Exhibitor Three-Gaited Show Pleasure, Five-Gaited Show Pleasure Horse, Country Pleasure English Horse, Country Pleasure Western Horse, Show Pleasure Driving Horse, Country Pleasure Driving Horse, Country Pleasure Hunter Horse, Open Fine Harness, Amateur Fine Harness.

AMERICAN SADDLEBRED REGIONAL MAP



GR1140 Shetland Division

1. Eligibility. See GR1110.
2. Point Tabulation. See GR1113-GR1119. Points for all competitions will be awarded as follows:

Started	10+	9	8	7	6	5	4	3	2	1
1st	10	9	8	7	6	5	4	3	2	1
2nd	9	8	7	6	5	4	3	2	1	
3rd	8	7	6	5	4	3	2	1		
4th	7	6	5	4	3	2	1			
5th	6	5	4	3	2	1				
6th	5	4	3	2	1					
7th	4	3	2	1						
8th	3	2	1							
9th	2	1								
10th	1									

Local competitions will receive half points.

3. Award Categories.
 - a. A National High Point Award will be given for Shetlands participating in Shetland sections as described in Chapter SP.
 - b. An Overall Open Competition High Point Award will be given for Shetlands participating in open Dressage, Carriage Pleasure Driving, Combined Driving or Hunter divisions.
4. National Horse of the Year Awards will be presented at the Federation Annual Meeting.

GR1141 Vaulting

1. Eligibility. See GR1110.

2. Points are based on the following:

To be eligible for an award, a horse must have participated in a minimum of three USEF recognized vaulting competitions. Only horses that carry the same vaulter/s for all classes in a division are eligible. The horse must receive a qualifying average horse score of 6.000 or greater. Only the highest average horse score for each award category in a competition will be converted to points for this program. The sum of the three highest point totals (one from each competition) will be used to determine award winners in each category. Points will be used to determine awards only in the competition year in which they are earned.

3. Award Category. A National High Point Award will be given in the following categories: Individual Vaulting Horse, Pas de Deux Vaulting Horse, and Team Vaulting Horse.

4. Presentation of the National Horse of the Year Awards will be made at the Federation Annual Meeting.

GR1142 Welsh Pony, Cob and Half Welsh

1. Welsh Pony Awards are offered for the following at the Regional and National level

- a. Welsh Pleasure Sections A&B, 12.2 hands & Under (to include English and Western Pleasure)
- b. Welsh Pleasure Sections B over 12.2 hands but not exceeding 14.2 hands (to include English and Western Pleasure)
- c. Welsh Pleasure Sections C&D (to include English and Western Pleasure)
- d. Welsh Pleasure Sections A&B- Adult to Ride (to include English and Western Pleasure)
- e. Welsh Pleasure Driving, Sections A&B
- f. Welsh Hunter Sections A&B 12.2 hands & Under
- g. Welsh Hunter Section B over 12.2 hands but not exceeding 14.2 hands
- h. Welsh Hunter Sections C&D
- i. Welsh Hunter Sections A&B- Adult to Ride

2. Half/Part-Bred Welsh Awards are offered for the following at the Regional and National level:

- a. Half/Part-Bred Welsh Pleasure
- b. Half /Part-Bred Welsh Hunter

3. Full points shall be awarded to classes within the Welsh division conducted at A, B, and C rated competitions. Model classes will receive half points.

4. Points are based on the following:

	First	Second	Third	Fourth
A Rating	20	12	8	4
B Rating	10	6	4	2
C Rating	5	3	2	1

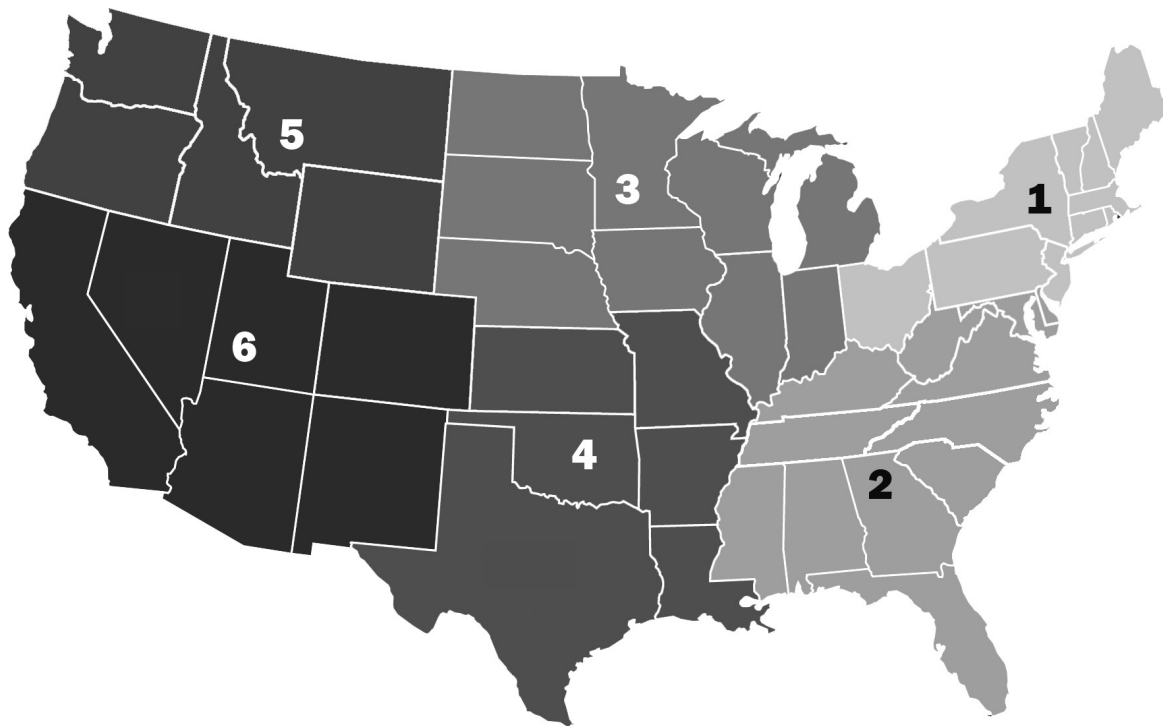
Championship points will be scored as follows:

	Champion	Reserve
A Rating	40	24
B Rating	20	12
C Rating	10	6

5. For the purposes of Regional awards, ribbons won in any A or B rated section will receive B points. Regional Awards will be distributed according to the Regional map.

6. Presentation of the National Horse of the Year Awards will be made at the Federation Annual Meeting.
7. Presentation of the Federation Regional Horse of the Year Awards will be made at Regional meetings at the discretion of Regional Committees.

WELSH REGIONAL MAP



GR1143 Western

1. Eligibility. See GR1110.
2. Point Tabulation. Points will be awarded according to the number of horses beaten in a class. A rated competitions will award 2 points for every horse beaten; B, C, and Local rated competitions will award 1 point for every horse beaten in the class. Championship classes will be awarded double points.
3. Award Categories. National and Regional Awards will be given in the following categories:
TRAIL—Open, Adult Amateur, Junior Exhibitor;
WESTERN PLEASURE—Open, Adult Amateur, Junior Exhibitor.
4. For purposes of distributing Regional Awards refer to the Regional map in GR1123.
5. National Horse of the Year Awards will be presented at the Federation Annual Meeting.

GR1144 Western Dressage

1. Eligibility: See GR 1110.
 2. Point Tabulation: See GR 1113-1119.
- Full points will be awarded to all Western Dressage classes conducted at USEF licensed competitions, as well as Breed restricted competitions and competitions holding open Western Dressage classes. Points in all classes will be awarded as follows. They are awarded on the scores of rides versus placings. Scores are achieved through a horse and rider combination, (unit).

GR11 - AWARDS

3. Award Categories:

- Intro Tests (1-4)
- Basic Tests (1-4)
- Level 1 Tests (1-4)
- Level 2 Tests (1-4)
- Level 3 Tests (1-4)

Level Score	60.00-64.99%	65.00-69.99%	70.00-74.99%	75.00%+
Introductory	1	2	3	4
Basic	1.5	3	4.5	6
Level 1	2	4	6	8
Level 2	2.5	5	7.5	10
Level 3	3	6	9	12

SUBCHAPTER 11-G ZONE FINAL COMPETITIONS

GR1145 Zone Finals

Information on zone finals/championships is available from USHJA.

CHAPTER 12 COMPETITION OFFICIALS, EMPLOYEES, AND VOLUNTEERS

SUBCHAPTER 12-A COMPETITION OFFICIALS

GR1201 Licensee - Operation of Competition

GR1202 Manager

GR1203 Competition Secretary

GR1204 Veterinarian

GR1205 Course Designer

GR1206 Farrier

GR1207 Designated Competition Office Representative

SUBCHAPTER 12-B COMPETITION EMPLOYEES AND VOLUNTEERS

GR1208 Ringmaster

GR1209 Timekeeper

SUBCHAPTER 12-C DUTIES OF COMPETITION MANAGEMENT IN GENERAL

GR1210 General

GR1211 Appointment of Officials and Employees

SUBCHAPTER 12-D DUTIES CONCERNING COMPETITION RECORDS

GR1212 Prize Lists

GR1213 Entries

GR1214 Results

SUBCHAPTER 12-E DUTIES CONCERNING FACILITIES

GR1215 Stabling

GR1216 Facilities

SUBCHAPTER 12-F DUTIES CONCERNING ENFORCEMENT OF FEDERATION RULES

GR1217 Rules

GR1218 Protests, Charges and Violations

CHAPTER 12 COMPETITION OFFICIALS, EMPLOYEES, AND VOLUNTEERS

SUBCHAPTER 12-A COMPETITION OFFICIALS

GR1201 Licensee - Operation of Competition

The Licensee of a Licensed Competition is responsible for the operation of the competition. The Licensee may appoint a Show Committee of at least three responsible people who must be available at all times to act in executive capacity. It is the duty of the Licensee to enforce all the rules of the Federation from the time entries are admitted to the competition grounds until their departure.

GR1202 Manager

1. An individual acting in this capacity is required to be a Senior Active Member of the Federation. In addition, any individual acting as the manager of a hunter and/or jumper Open (not restricted to a breed) competition must be a Senior Active member in good standing of the United States Hunter Jumper Association, Inc. The competition manager of a Federation- licensed/USDF-recognized competition must be a current USDF Participating or Group member in good standing at the time competition recognition is granted and on the date of the competition.
2. Licensed Competitions should exercise extreme care in the selection and appointment of a competition manager for the mutual benefit of committees, exhibitors and spectators. Any member of a Show Committee who performs the duties assigned herein to the competition manager, in lieu of an appointed manager, is in fact the responsible officer within the meaning of these rules and must be so named in the prize list. A thorough knowledge of the rules of the Federation is one of the requisites of a person serving as a competition manager.
3. Any competition manager who violates or knowingly permits violation of the rules of the Federation at his competition is subject to disciplinary action by the Committee on Charges, Protests and Hearings in accordance with Chapters 6 and 7.
4. A manager cannot serve as judge, steward or technical delegate of his own competition. A member of a manager's family cannot officiate as judge, steward or technical delegate at said manager's competition.
5. A manager or secretary of a Dressage Competition or an organizer of an Eventing Competition may not compete as rider or handler in his/her own competition. However, he or she may show Hors de Concours if he or she designates an assistant in charge while he or she is showing. This does not absolve the manager's or secretary's duties and responsibilities.
6. A manager of a Dressage Competition must be present throughout the competition he/she is managing while classes are underway. However, he or she may leave the competition grounds if he or she designates an assistant manager in charge during the time of his/her absence. This does not absolve the manager's duties and responsibilities.
7. The manager of a Level 3, Level 4 or Level 5 Dressage Competition must be eligible according to the criteria listed in DR126 and listed in the Dressage Levels chart posted on the USEF website.

GR1203 Competition Secretary

1. An individual(s) who processes entries or performs such other duties as assigned by the Board of Directors, the Show Committee and manager. A secretary of a Dressage Competition may not serve as judge or compete as rider or handler in his/her own competition. However, he or she may show Hors de Concours if he or she designates an assistant in charge while he or she is showing. This does not absolve the secretary's duties and responsibilities. An individual acting in this capacity must be an Individual Senior Active member of The Federation.
2. The secretary of a Level 3, Level 4 or Level 5 Dressage Competition must be eligible according to the criteria listed in DR126 and listed in the Dressage Levels chart posted on the USEF website. The competition secretary of a Federation- licensed/USDF-recognized competition must be a current USDF Participating or Group member in good standing at the time competition recognition is granted and on the date of the competition.

GR1204 Veterinarian

1. The official veterinarian shall be a licensed graduate of an accredited veterinary school in good standing in his/her state of practice, be familiar with the current USEF Equine Drugs and Medications Rules and have experience in equine veterinary practice. He/she shall not rule on soundness in classes in which he/she or a family member may have a horse or pony entered or measure any horses or ponies in which a conflict of interest exists due to personal or family interest in the equine. The official veterinarian may be a competitor and the competition will still be in compliance with the requirements of GR1211.4 (Exception: Eventing). Veterinary emergencies shall take precedence over competing.
2. He shall render complete veterinary service to visiting International Teams and feature attractions; the cost of drugs, x-rays, laboratory procedures and expendable equipment is to be paid for by the competition or as otherwise provided prior to the competition. The examination and treatment, except when requested by the judge, of all other horses in the competition shall be on a private practice basis.
3. The veterinarian shall assist management in all matters pertaining to the health and welfare of the animals in the competition.
4. The official veterinarian's decision, if requested by the judge as to the serviceable soundness of a horse (i.e., whether the horse shows evidence of lameness, broken wind, or complete loss of sight in either eye), will be final for the purpose of awarding ribbons in the class for which he has been called.
5. The official veterinarian, if called upon by the judge, will act as consultant in regard to structural faults, defects and blemishes in areas which might impair a horse's activity and durability. Having received the benefit of the veterinarian's consultation, the judge will then place the horses in question at his own discretion, based on their relative merits in light of the entire class specifications.
6. The veterinarian will immediately, after leaving the ring, file a statement of his findings with the competition secretary, setting forth therein the number and title of the class, the number of the horse, the date and time of day. The veterinarian must have his certificate of finding read and signed by the steward of the competition on duty during the particular class.
7. Examination of a horse in the ring by a veterinarian must be done as inconspicuously as possible and in such manner as not to draw public attention thereto. Cooperation of judges to this end is required.
8. It is the duty of the veterinarian to assist the steward/technical delegate in the measurement of any animal requiring measurement in accordance with the rules of the Federation. (See Chapter 5, Chapter HU (HU168-HU179).
9. Veterinarian(s) for Federation Licensed Endurance rides must be selected a) from a list of Federation Endurance Committee approved veterinarians, or b) from the FEI list of Contact and Event Veterinarians in the Endurance Category. Refer to EN113 for Personnel and Qualifications and Duties.

GR1205 Course Designer

1. The Jumper course designer is responsible for laying out the course, building the obstacles and for the measurement of the course. An "R" license is required to officiate alone for all classes offering \$25,000 or more in prize money. An "r" license is required to officiate any competition with a Jumper rating 2 or higher. To obtain recognition as a course designer, an individual must apply to the Federation for recognition. (See GR1062).
2. The Jumper Course Designer **must be on the grounds during the classes for which he is building.** He or his designated representative must be present **at the ring(s)** during all Jumper classes for which he has responsibility and be available to report to the judge at any time that the course is **properly set for the competition.** *BOD 6/20/16 Effective 8/1/16*
3. The Hunter course designer, or his designated representative, must be present at all sessions of a competition and be available to report to the judge at any time that the course is ready in all respects. The Hunter course designer is responsible for the correctness of the course and must give consideration to any suggestions made by the judge. Copies of the courses must be given to the judges. The Hunter course designer must be a Senior member of USEF

and must be knowledgeable in the rules relating to the Hunter classes being offered. At non-breed restricted USEF Licensed Competitions the hunter course designer must also be a Senior Active member of USHJA.

4. A minimum of a "r" Hunter course designer license is required to officiate alone at a National or Premier rated Hunter/Jumper competition with a Hunter class offering up to \$4,999 in prize money. A "R" Hunter course designer license is required to officiate in any class at an National or Premier licensed Hunter/Jumper competition with a Hunter class offering \$5,000 or more in prize money.
5. Eventing Course Designer.
 - a. A course designer, a member of a course designer's family, or a Course Advisor at Eventing Competitions shall not compete at the following competitions: Three Day Events, National Championship Horse Trials, competitions being used for Federation selection purposes, and similar competitions designated by the Eventing Committee when the Course Designer or Course Advisor is officiating.

GR1206 Farrier

A farrier cannot officiate in any class in which he is an exhibitor. He must report promptly when called to the ring to make repairs during a class.

GR1207 Designated Competition Office Representative

1. A Designated Competition Office Representative need not be appointed at all competitions. It is at the discretion of the Steward/Technical Delegate to appoint one if the circumstances so require. Some examples that may require the Steward/Technical Delegate to appoint a Designated Competition Office Representative are:
 - a. Large competition grounds or eventing courses that may cause an extraordinary amount of time to reach the competition office.
 - b. Many arenas that require the Steward's/Technical Delegate's attention.
 - c. Special classes that require the Steward/Technical Delegate to remain at the schooling area.
 - d. A large number of entries at the competition, which may cause many trips to the competition office for collection of the Drugs and Medications Report Form.
2. Further the Designated Competition Office Representative must be a Federation Senior Member and an office staff person mutually agreed upon by the Competition Management and Competition Steward/Technical Delegate.
3. The Designated Competition Office Representative will be responsible to collect, date, sign, and issue receipt for all the Medication Report Forms submitted. Additionally, all Medication Report Forms are to be given to the Steward/Technical Delegate on a daily basis. It is the Steward's/Technical Delegate's sole responsibility to inspect, sign and return all the Medications Report Forms to the Federation office.

SUBCHAPTER 12-B COMPETITION EMPLOYEES AND VOLUNTEERS

GR1208 Ringmaster

A ringmaster cannot officiate in any class of a competition in which he or a member of his family or any of his clients is an exhibitor.

GR1209 Timekeeper

A timekeeper cannot officiate in a class in which a member of his family or any of his clients is competing (Exceptions: Jumper classes, Dressage Classes and Eventing Competitions). See also GR831.1 and GR833.

SUBCHAPTER 12-C DUTIES OF COMPETITION MANAGEMENT IN GENERAL

GR1210 General

Apply annually to the Federation for dates for the competition.

1. Medal Classes.

- a. Competitions offering Hunter/Jumping Seat Medal classes must offer at least three additional classes under Federation rules suitable for those competitors who are eligible to compete in the Medal. These classes do not have to be Equitation classes.
 - b. Competitions cannot restrict cross entries between Medal classes.
 - c. NOTE: Permission to hold a Medal class will not be granted to more than one, one day Licensed Competition held on consecutive days with the same management at the same location.
 - d. Following the holding of the Federation Hunter/Jumping Seat, the Federation Adult Equitation Class and/or the Federation Pony Medal Class, Competition Management shall forward to the Federation a total amount representing the \$10 per entry in each class.
 - e. **Following the holding of Federation Saddle Seat Medal and Saddle Seat Adult Amateur Medal classes, Competition Management shall forward to the Federation a total amount representing the \$15 per entry in each class. BOD 1/17/15 Effective 12/1/15**
2. National competition grounds must have a level surface area for measurement (when there are divisions that require measurement) in accordance with GR507.
 3. See that animals required to be measured are correctly measured by the rules and order the measurement of any horse whose height or length of foot is protested by an exhibitor.
 4. Competition management shall place a minimum of one sharps container per each competition, whether or not stabling is provided. Additionally, at least one sharps container per fifty occupied stalls for the disposal of needles and other disposable sharp instruments in convenient locations in barns housing competition horses. It is competition management's responsibility to replace such containers when full and dispose of them properly. Competition management may fine any individuals including trainers, owners, exhibitors, or their agents up to \$100 for improper disposal of needles or other sharp disposable instruments. Competition management will place a notice of this requirement either in its prize list or on a specific handout given to trainers on check in at the competition. If local law has different requirements, local law will prevail. Competitions failing to comply with placing the required number of containers on the show grounds will be considered in violation of the rules and may be subject to penalty as determined by the CEO or his designee and/or the Hearing Committee.
 5. Competition Management is required to submit a Post Competition Report, along with the appropriate fees, to the Federation, postmarked or electronic date stamped within 10 calendar days after the close of the competition. Fees must be submitted by cashier/company/personal check, money order, credit card or wire transfer; cash will not be accepted as proper payment. For purposes of this rule, a Post Competition Report shall include all appropriate fees and the following properly completed forms: a Post Competition Report Form, Membership Applications and Horse Recording Applications. A fine of \$100 will be imposed on any Competition Management which fails to submit any appropriate fees with the Post Competition Report postmarked or electronic date stamped within 10 calendar days after the end of the competition. Competition Management disputing that the fee/fine is properly owing may appeal in writing to the Federation within 30 days of the date of the notice of outstanding fees and fines. The Federation's CEO or his designee will consider the appeal and may waive part or all of the fine upon a finding of good cause why the payment was not submitted in a timely fashion and/or a finding that extreme hardship results from the automatic penalty.
 6. If required by management, premiums of the competition will be paid to all competitors that have provided Social Security numbers, Federal ID numbers or Tax Identification numbers to the competition secretary. It is the sole responsibility of the competitor to provide the competition secretary with accurate payee information, including Social Security number, Federal ID number, or Tax Identification number, payee name and address. The above mentioned premiums must be paid within 30 days of the last day of the competition to competitors whose accounts with the competition are current. Pay other indebtedness of the competition within 30 days of the invoice date. A

- fine of \$100 will be imposed on any Competition Management which fails to pay any competition fees/fines to the Federation within 30 days of the notice of the fees/fines owing. A Competition Management disputing that the fee/fine is properly owing may appeal in writing to the Federation within 30 days. The Federation's CEO or his designee will consider the appeal and may waive part or all of the fine upon a finding of good cause why the payment was not submitted in a timely fashion and/or a finding that extreme hardship results from the automatic penalty.
7. If competition management fails to pay invoices owing within 45 calendar days from the date on the invoice, the Federation will levy a fine of \$50 for each month the invoice remains outstanding.
 8. Collect \$8 fee in all classes for the Equine Drugs and Medications Program, except where prohibited by law. (See GR407).
 9. It is a violation for Competition Management to assess and/or collect a drug enforcement fee in excess of, or in addition to, that specified and required by GR407.2 of these rules, unless said assessment is approved in writing by the Federation in advance, and then only under the terms and conditions set forth.
 10. It is a violation for Competition Management to withhold from the Federation any or all of the drug fees collected in accordance with GR407.3, for any purpose, including to defray the expenses incurred providing stalls, passes, and other items to the Federation drug testing personnel, as required by GR407.4 and .5.
 11. At the Federation's request, a competition must furnish entry blanks, judges' cards, class sheets or any other documents within the time requested by the Federation. These records must be kept on the competition grounds during all sessions of the competition. These records must be retained for three years.
 12. Be responsible for the construction of courses.
 13. Collection of a Mandatory Participation Fee
 - a. Federation International Discipline Associations and Recognized Affiliate Associations, as defined in GR204.1a and .b, may require a Licensee to collect fees from exhibitors and remit such fees to the applicable association, unless the Federation objects to such fees in writing.
 - b. A Licensee may also agree with any Federation Alliance Partner, as defined in GR204.2, to collect a mandatory participation fee from exhibitors and remit such fees to the applicable association only if the following terms and conditions are met. Only one mandatory participation fee may be collected and it must be charged to all exhibitors. No other mandatory fees may be collected on behalf of a Federation Alliance Partner or other entity, except as described in (a) above.
 1. Association must be a member in good standing of the Federation and the Federation Recognized Affiliate(s) representing the breed/discipline competing at competitions where the fees are to be assessed.
 2. Association must apply for and obtain permission from the Federation, in accordance with procedures published on the Federation's website, no less than one hundred twenty (120) days prior to the start of the competition.
 3. Association, upon approval from the Federation, must provide a Licensee with a copy of the Federation Approval Letter prior to collection of fees.
 4. Association fees must be listed separately from Federation, International Discipline and Recognized Affiliate fees on entry blank and all amounts collected must be disclosed to the Federation and reported on the post competition report and are subject to all post-competition reporting requirements.
 - c. Licensee shall not collect non-USEF fees unless they have received approval based on the conditions stated above in GR1210.13.b.
 14. It is the responsibility of competition management to hire officials. It is the responsibility of the Licensed Official to ensure that he/she is properly qualified and in good standing with the Federation to officiate. Special, and Guest officials' cards must be applied for in accordance with GR1010-1011, GR1016, GR1026-1027, GR1030.
 15. For all Federation competitions holding Dressage classes, remit to the Federation with post-competition report the required fees for use of Federation copyrighted Dressage Tests, as specified on the post-competition report.

GR12 - COMPETITION OFFICIALS

16. No manager or representative of the manager may hold a prize money class without distributing the prize money.
17. To ensure that Federation Member Reports and Judge Evaluation Forms are publicly displayed and available for Federation members during the entire competition. Ensure that an announcement is made via the competition's public address system at least once each session, pertaining to the availability of said forms.
18. Specific duties of Dressage Competition Management are listed in the Dressage Levels chart posted on the USEF website.

GR1211 Appointment of Officials and Employees

1. Obtain the necessary Special, and Guest cards for judges, course designers, stewards and technical delegates.
2. Judges.
 - a. Hire the necessary judges and officials for the operation of the competition and to see that they are properly qualified.
 - b. If a competition finds it necessary to substitute a judge for one who is officially designated in the prize list and/or catalogue and who is unable to serve due to circumstances beyond his control, the restrictions of GR1304.2-.12 and GR1304.21-.24 shall be non-effective.
 - c. Furnish the judges in each class a scorecard containing exact class specifications. (Exception: only the percentage of conformation must be noted for rated Hunter classes.) Fence heights must be noted for all unrated classes. Method of breaking ties in Jumper classes must be included.
3. Stewards/Technical Delegates.
 - a. Appoint and identify in the prize list and catalogue one or more licensed Federation Stewards licensed to officiate in the divisions and sections for which the competition is approved who shall be present at each session of the competition. A technical delegate must be appointed for Eventing Competitions, Dressage Competitions and Regular and Local Competitions offering "open" Dressage Division classes (i.e., classes which are not limited to certain breeds) or classes above Third Level. (Exception: A Category 2 or Combined Category steward may officiate through Fourth Level in the Andalusian, Arabian, Friesian, Morgan or other breed-restricted Divisions at regular or local competitions, only if classes are not part of an "open" Dressage Division.) If required to officiate, a Dressage Technical Delegate must be present and officiate for all Dressage classes held on the day(s) which he/she is in attendance. If no other classes except Dressage are held on a licensed day of a breed-restricted regular or local competition, a steward does not need to be present in addition to the Dressage Technical Delegate.
 - b. If a competition finds it necessary to substitute a steward or technical delegate for one who is officially designated in the prize list and/or catalogue and who is unable to serve due to circumstances beyond his control, the restrictions of GR1304.14 and/or GR1304.25 shall be non-effective.
 - c. Competitions are urged to engage a steward for each ring when classes are held simultaneously and to select individuals who are well versed in the divisions being offered.
 - d. With the exception of Hunter/Jumper competitions (see GR1211.3e), competitions using more than three performance areas simultaneously must have at least two stewards on duty. Dressage arenas do not count as a performance area. If more than six performance areas are used simultaneously, at least three stewards must be on duty. When three stewards are officiating, one steward will not be subject to the provisions of GR1035.1 and will be eligible to serve as steward for a fourth consecutive competition run by the same governing body, Board of Directors or Licensee.
 - e. A Hunter/Jumper competition using up to four performance areas simultaneously must have at least one Steward on duty. When five or more performance areas are in use simultaneously, there must be two Stewards on duty. A competition using four performance areas simultaneously that had more than 500 horses competing the previous year must have two Stewards on duty. If more than eight performance areas are used simultaneously,

- f. then at least three Stewards must be on duty. A competition in its first year of operation must have two Stewards on duty if there are more than three performance areas in use simultaneously and three stewards on duty if there are more than eight performance areas in use simultaneously. When there is more than one steward required, the licensed Stewards must designate one as the Senior Steward for that competition and must notify competition management.
 - g. For each competition day that a Dressage Competition schedules 300 or more rides (including Dressage and DSHB entries), the competition must have at least two Dressage Technical Delegates on duty. When only one competition ring is in session, only one Dressage Technical Delegate need be present on the grounds. Dressage Competitions holding both a national competition and a CDI must have a separate Dressage Technical Delegate in addition to the FEI Chief Dressage Steward.
 - h. At all competitions using more than one competition ring, management must provide a hand-held communication device (i.e. walkie-talkie or cell phone) to at least one steward or technical delegate.
4. Veterinarians.
- a. Every competition with rated or non rated division(s) or sections must have a qualified veterinarian present throughout the competition if the previous year's competition's entry number was 300 horses or greater. See individual breed/discipline rules that may require a lower threshold than listed above. At a multi-breed competition, the lowest threshold will prevail.
 - b. The previous competition entry number shall be determined by the amount of Federation fees paid to the Federation. Exception: For Dressage Competitions, the number of horses competing the previous year shall determine if a veterinarian must be present on the grounds or on call.
 - c. Competitions without a qualified veterinarian present throughout the competition must have a written agreement with a veterinarian to be on call.
 - d. First year multi-day competitions with "A" rated divisions must have a veterinarian present throughout the competition. Exception: First year multi-day Breed or Multi-breed restricted competitions with "A" rated divisions must have a veterinarian either on call or on the grounds throughout the competition. All other first year multi-day competitions and first year one-day competitions must have a written agreement with a veterinarian on call.
 - e. At competitions where the official veterinarian is on call, the prize list must include the time period when the veterinarian will be available to conduct measurements. This information must also be posted in the show office. If the veterinarian is required to measure at any time other than as stated in the prize list, the owner is responsible for paying veterinarian fees.
5. Qualified Medical Personnel.
- a. Qualified medical personnel with no other duties and with appropriate medical equipment, as required by their certifying State or EMS Region, must be present during all scheduled performances at all competitions and during all paid scheduled schooling sessions over fences, including one (1) day prior to the start of the competition if applicable, and during all scheduled performances.
 - 1. Qualified medical personnel is a currently certified or licensed EMT, or Paramedic, Certified First Responder, or a Physician or Nurse trained in pre-hospital trauma care and currently certified or licensed in their profession under applicable law where the competition is held. (Exception: Eventing - see EV113.5).
 - 2. A Physician or Nurse trained in pre-hospital trauma care is a Physician or Nurse who is currently certified in Advanced Trauma Life Support (ATLS), Basic Trauma Life Support (BTLS), Pre-hospital Trauma Life Support (PHTLS), or who has First Responder or comparable certification. Comparable certification requires review and written approval in advance by the Safety Committee. (Exception: Eventing - see EV113.5)
 - 3. It is strongly recommended that EMTs and/or Paramedics be used to fill this position. Medical personnel must not exceed the scope of their practice.
 - 4. A fine of \$750 per day will be imposed on Licensed Competitions failing to comply with this rule.

GR12 - COMPETITION OFFICIALS

5. All medical personnel must be readily identifiable and the area where they are available must be designated and readily accessible.
 6. Unless prohibited by Federal, State or local law, this person must furnish the Steward(s) or TD(s) with a copy of his/her report(s), or assist these officials with documenting any findings and treatment for all injuries sustained in competition or on the competition grounds.
- b. Competitions using more than three performance areas simultaneously must have at least one additional person who is CPR-certified to assist the medical personnel of record for that competition. The additional person may have other duties related to the competition provided they can be immediately available to respond to an emergency. This person must be identified to officials and staff. Dressage arenas do not count as performance areas. If more than six performance areas are used simultaneously there must be at least two additional people who are CPR-certified to assist the medical personnel of record for that competition. Hunter and Jumper competitions using four or more rings simultaneously must have, in addition to the qualified medical personnel of record, one additional person who is at least First Responder certified present during all performance sessions.
 - c. An operational telephone and/or other emergency call priority system must be provided by the competition. Management must post in the office and by the telephone and/or the emergency call equipment, emergency telephone numbers plus directions to the competition which could be quickly relayed to the off site responder.
 - d. Additionally, during the time period as defined above, an ambulance must be on the competition grounds or on call.
 - e. All competitions must have in place prior to the start of the competition, an accident preparedness plan and in conjunction with the plan make the necessary arrangements for an ambulance to be on the grounds or on call.
 1. Competition management is responsible for ensuring that all competition officials and competition staff are advised of the accident preparedness plan and that it is distributed accordingly.
 2. Said plan shall be given to the Steward or Technical Delegate prior to the start of the competition.
 3. The Steward or Technical Delegate shall submit a copy of said plan to the Federation along with his/her Steward or Technical Delegate report.
 4. A fine of \$750 per day will be imposed on Licensed Competitions failing to either have an ambulance on the grounds or on call.
- ### 6. Safety Coordinator
- a. All Licensed Competitions must appoint a Safety Coordinator, who shall oversee the establishment and coordination of medical and veterinary services. This person may have other roles or duties in relation to the competition except:
 1. The Safety Coordinator may not serve as Judge at the competition.
 2. The Safety Coordinator may not compete as a rider, driver, vaulter, longeur, or handler at the competition.
 - b. Duties of the Safety Coordinator. The Safety Coordinator shall:
 1. Oversee provisions for the safety and welfare of exhibitors, horses and spectators.
 2. Oversee the implementation of the Accident Preparedness Plan (GR1211.5).
 3. Hold a meeting with Competition Management and Medical Personnel to ensure that parties are aware of the requirements of the Accident Preparedness Plan.
 4. Provide Medical Personnel with a map of the competition grounds which includes plans for vehicle access to competition/warm-up areas and stabling.
 5. Have his name and contact information posted along with the required emergency information at the competition.
- ### 7. Farrier
- a. Every competition that offers a Hunter division or section with a National rating must have a farrier qualified in those divisions or sections offered at that competition on competition grounds and available during all performances (Exception: "A" rated Welsh competitions).

- b. Competitions restricted to Arabians, Morgans, Hackneys, Roadsters, American Saddlebreds or National Show Horses must have a qualified farrier on competition grounds and available during all performances. (Exception: Arabian competitions restricted to sections exempt from shoeing regulations are not required to have a farrier on the grounds).
 - c. A farrier must be on the grounds or on call at all other competitions.
8. It is required that all Licensed Competitions must have a 'Competition Secretary', i.e. a secretary who is a Senior Active Federation member, present in the competition office during the competition.
 9. Specific requirements for staff and officials for Dressage Competitions are listed in the Dressage Levels chart posted on the USEF website.

SUBCHAPTER 12-D DUTIES CONCERNING COMPETITION RECORDS

GR1212 Prize Lists

1. A copy of the prize list must be received by the Federation Office at least thirty (30) days prior to the competition. Prize list must be forwarded by mail with proof of delivery or submitted electronically via e-mail, with staff confirming receipt. If the prize list is not received thirty (30) days prior to the competition, the competition will be invoiced as outlined in GR1212.2. Copies also must be forwarded to the Federation steward or technical delegate and to the judges.
2. If the prize list is not received thirty (30) days prior to the competition, the Federation shall levy a fine of \$200. If the fine is not paid, it shall be added to the amount of dues for the ensuing year and future competition dates will not be awarded until both penalty and dues have been paid. For the second consecutive offense, the competition will be suspended.
3. If management disputes that the prize list was not timely filed or that the above fine is not properly owing, it may appeal in writing to the Federation within 30 days of management's receipt of the Federation's notice of fine, specifying the grounds for the appeal. The Federation's CEO or his designee, a special committee appointed by the President or the Hearing Committee will consider the appeal and may waive a part or all of the fine upon a finding of good cause why the prize list was not timely filed and/or a finding that extreme hardship results from the automatic penalty. See Chapter 9 for requirements regarding prize lists.

GR1213 Entries

1. The name of any exhibitor whose fees are not negotiable must be reported in writing to the Federation within 90 days of the close of the competition. (See GR913).
2. If there is a closing date, the competition must acknowledge all entries made by that date.
3. Ensure that no entry will compete until or unless the exhibitor and the rider, driver, or handler and trainer, or agent(s) of such person(s), have signed an entry blank, including all post entries. In the case of a rider, driver or handler under 18, his/her parent or guardian, or if not available, the trainer, must sign an entry blank on the minor's behalf.
4. Have available applications for amateur status. If a rider or driver in amateur classes does not possess current amateur certification, the secretary must require the individual to complete the necessary application (see GR1307).
5. Collect and remit promptly to the Federation and its applicable Recognized Affiliate Associations as defined under Bylaw 222, Section 1 (1) and 1 (2), the Show Pass fee, if applicable, as provided in GR205 and GR206 for each rider, driver, handler, owner, lessee, agent and trainer who is a non-member and participates in any Regular Competition, Eventing Competition at the Preliminary Level or above, Dressage Competitions, Combined Driving Competitions at the Advanced Level or above, Endurance and Vaulting Competitions who has not produced a valid Federation membership card or copy thereof. Lessees are considered owners in connection with this membership requirement. In the event of an entry under multiple ownership, where no owner is a Member, only one owner need pay a Show Pass fee.

GR12 - COMPETITION OFFICIALS

6. When classes or divisions are recognized by The Federation under the same competition number, duplicate Federation fees (drug, Show Pass, etc.) may not be charged to exhibitors, regardless of whether different competition secretaries officiate in these classes or divisions. See GR407.
7. Ensure that riders, driver, handlers, vaulters, longeurs, owners, lessees, agents and trainers who are not members as required by the provisions of Bylaw 203, are not allowed to participate in Regular Competitions, Eventing Competitions at the Preliminary Level or above, Driving Competitions at the Advanced Level or above, Dressage Competitions, Endurance and Vaulting Competitions unless all provisions of .1-.6 (above) are met.
8. Ensure that every rider, driver, longeur, and vaulter in a non-breed-restricted event in an FEI recognized discipline has complied with GR828.
9. Eliminate without waiting for a protest to be made, a competitor who has made an entry of horse, rider or driver that is ineligible.
10. If management accepts unpaid entries, it thereby subjects the competition to the provisions of GR913.
11. A number card for each competitor must be provided. For Dressage: A separate number must be issued for each horse/rider combination (DR126.1j(4)). For Dressage Sport Horse Breeding: One number must be issued for each horse showing In Hand. A separate number must be issued to each entry (combination of horses) showing in group classes. Entries in Materiale and Under Saddle classes must be issued a separate number only if the rider did not also show the same horse in hand (DR207.8).

GR1214 Results

1. All competition results and other data as specified by USEF in the license agreement may be electronically transmitted to USEF within 10 days following a Licensed competition including all corrections, changes and additions to the prize list. All results must meet the criteria and format of the Federation result template as published by USEF and must be submitted as outlined in the license agreement. A fee may be assessed for any required data not received electronically. Full results are defined as the names and Federation numbers of all horses, riders and owners in all classes. In the event of an entry under multiple ownership, only one owner need be a Member or pay a Show Pass fee. The competition is responsible for listing either the active member or the person that paid the Show Pass fee in the results. (Exception GR901.9). For all Jumper Classes offering \$500 or more in prize money (including add back) the competition must submit the following in addition to the above: the number of horses competing in the class, the Level under which the class was conducted, the identification/recording number for each horse in the class, and the placings with the money paid out to each placed entry. For Young Jumper classes the first round fault scores for each entry must also be included. For classes with \$25,000 or more in prize money a copy of the starting order (showing the rider) and judges card(s) are required. At Jumper Rating 4 or higher competitions, results must include faults of each round in jumper classes held at 1.40m or above. Results must include faults from each round of Pony Jumper classes. Results for Dressage Competitions and Regular or Local competitions holding open Dressage or Dressage Sport Horse Breeding classes must include the Federation and USDF membership and identification/recording numbers for all owners, riders, handlers and horses for whom this information is required for the competition. This material is needed in order to include the winnings of exhibitors in the Federation's permanent records.
2. The secretary of each Federation Licensed Competition must, within 10 calendar days of the competition, send to the Federation, either electronically or by mail with proof of delivery, a list of judges, stewards, technical delegates and competition officials, as well as the names and addresses of all ribbon winners, the amount of money won if applicable, and number of entries in the Federation Medal classes and USEF/USDF dressage qualifying and championship classes, the first place winners of all other Equitation classes.
3. Competitions offering Medal classes must make a complete report to the Federation in order that Federation memberships can be checked and credit given winners. Names and addresses of all ribbon winners and the numbers of

entries in a class must be included.

4. If the competition fails to file a full set of results postmarked within 10 calendar days of the closing of the competition, the Federation will levy a fine of \$250. If the fine is not paid, future competition dates might be retracted or not awarded. The competition has the right to request a waiver of this fine, provided they can show good cause.
5. If management disputes that the results were not timely filed or that the above fine is not properly owing, it may appeal in writing to the Federation within 30 days of management's receipt of the Federation's notice of fine, specifying the grounds for the appeal. The Federation's CEO or his designee, a special committee appointed by the President or the Hearing Committee will consider the appeal and may waive a part or all of the fine upon a finding of good cause why the application was not timely filed and/or a finding that extreme hardship results from the automatic penalty.
6. Within 30 days of the deadline for filing any report or paperwork required under the Rules, the Federation must notify the Official Competition Contact responsible for filing such report or paperwork in the event that it has not been received.
7. The Federation must be notified of any retirement ceremony held at any Licensed Competition. See GR812.

SUBCHAPTER 12-E DUTIES CONCERNING FACILITIES

GR1215 Stabling

1. At Level 3, Level 4 and Level 5 Dressage Competitions, and competitions offering "A" rated hunter sections, overnight stabling, on the competition grounds, must be provided for any accepted and confirmed entry in a section held on multiple days that has requested and paid for the stall(s) by the closing date of entries.
2. Stalls provided must be of sturdy construction, in good condition and safe for horses and ponies. The recommended minimum dimensions for box stalls for horses are 9' wide by 9' deep by 7' high or comparable square footage. It is essential that the covering over the stalls is weatherproof. Prize list must specify type of stabling and whether stall doors will be provided.
3. At competitions which offer overnight stabling, adequate lighting must be provided.
4. It is recommended that at Level 4 and Level 5 Dressage Competitions, and at competitions with an A rated division provide, upon request of the official competition veterinarian, a suitable area, protected from the elements, secured from public view, adequately lighted, with adequate electrical supply and running water, to serve as a first aid station for the emergency treatment of ill and injured horses.
5. Additional stabling requirements for Dressage Competitions are listed in the Dressage Levels chart posted on the USEF website.

GR1216 Facilities

1. Convenient and ample water facilities must be provided.
2. Adequate and sanitary toilet facilities must be provided.
3. All competition grounds (where there are divisions that require measurement) must have a level surface area for measurement in accordance with GR507.
4. Food must be provided on the grounds.
5. A secretary's office with adequate personnel and proper communication between secretary, announcer, in-gate, each ring and stables must be provided.
6. Proper schooling and exercise areas must be provided. See Rules GR834-GR838.
7. Subject to local law and contract requirements, any owner or trainer stabled on the grounds of a competition must be permitted to haul in hay, grain and bedding, meeting management's specifications as published in the prize list, for his own use, and use any farrier or veterinarian of his choice.
8. Directions to the competition grounds must be posted outside the competition office so that directions can be relayed to the EMS.

GR12 - COMPETITION OFFICIALS

9. Before the first day of competition, competition management must post the name, address, and telephone number of the closest veterinary emergency and surgical facility. The competition management must have notified and obtained assurance that such facility can handle competition related emergencies. The name, address, and telephone number of this facility must be posted in the same location as the telephone and/or other emergency call priority system.
10. Lighting at sunrise and sunset that provides full and complete visibility is a requirement for the competition ring and schooling area. Horses may not be required to be exhibited in the competition ring or schooled in the designated warmup areas before the official hour of sunrise or after the official hour of sunset unless lighting is provided that assures full and complete visibility.
11. Competition management is required to make an effort to provide the best possible footing in competition and warm-up areas. Provisions must be made (by having on hand proper equipment and scheduling sufficient breaks in the schedule) to maintain the footing in those areas, e.g. by dragging, watering, and raking, if necessary, throughout the competition.
12. Additional requirements for Dressage Competitions regarding facilities, services and amenities are listed in the Dressage Levels chart posted on the USEF website.

SUBCHAPTER 12-F DUTIES CONCERNING ENFORCEMENT OF FEDERATION RULES

GR1217 Rules

1. Each Licensed Competition must have a copy of the current Federation Rule Book available for reference at all times during the competition.
2. Enforce all rules of the Federation from the time entries are admitted to the competition grounds until their departure.
3. Comply with and enforce the 1979 Horse Protection Act. Copies of this law and lists of associations that provide D.Q.P.s can be obtained from the Federation office.
4. Prevent manual poling with unauthorized poles, or the abuse of a horse anywhere on the grounds and to see that GR844 and GR839 are rigidly enforced.

GR1218 Protests, Charges and Violations

1. Receive and act upon protests and charges in accordance with Chapter 6 and report whatever action is taken to the Hearing Committee.
2. It is within the jurisdiction of a Licensed Competition to disqualify a person and/or his entries and to cause him to forfeit his winnings and ribbons at that competition and for cause to have the horses removed from the grounds without being held for damage. All such disqualifications must be reported to the Federation.
3. Any Licensed Competition which allows a person not in good standing to judge, serve as steward or technical delegate, manage, exhibit, ride, drive, or participate in any manner after due notice has been received from the Secretary of the Federation, is liable to suspension or expulsion from the Federation. See GR704.
4. In the event that any person participating at a competition commits an offense or violation described in Chapter 7, the Directors of the Competition may in their discretion disqualify that person and/or his entries from further participation in their competition only (See GR908). Any such offense must be reported to the Hearing Committee for whatever further action is deemed necessary.
5. Report in writing to the Federation any act on the part of any person named in GR701 deemed prejudicial to the best interests of the Federation. Matters to be so reported include withdrawal by an exhibitor of his horses from the competition grounds, or from the competition after it has commenced, without permission.
6. Report in writing to the Federation within ten (10) days of the close of the competition the names and addresses of exhibitors and horses that were eliminated or disqualified from the competition for a rule violation and reasons for said elimination or disqualification.

CHAPTER 13 COMPETITION PARTICIPANTS AND ASSOCIATED INDIVIDUALS**SUBCHAPTER 13-A RESPONSIBILITIES**

GR1301 General

GR1302 Duties

GR1303 Conduct

GR1304 Regulations Governing Showing Under Judges, Stewards and
Technical Delegates. See also GR107 for definition of Client

GR1305 Elimination & Withdrawal from Classes & Competition

SUBCHAPTER 13-B AMATEURS AND PROFESSIONALS

GR1306 Professional/Amateur Status

GR1307 Amateur Status

SUBCHAPTER 13-C MEMBERSHIP AND DOCUMENT REQUIREMENTS

GR1308 Membership and Document Requirements

GR1309 Presidential Modifications for the Dressage Division

SUBCHAPTER 13-D COMPETITION DISPENSATIONS

GR1310 Dispensations

GR1311 Para-Equestrian Eligibility/Classification

GR1312 Applying for a Dispensation Certificate

GR1313 Applying for Para-Equestrian (PE) Classification

GR1314 Hearings/Protests

GR1315 Definition of Terms

SUBCHAPTER 13-E RETURN TO COMPETITION

GR1316 Accidents Involving Competitors

CHAPTER 13 COMPETITION PARTICIPANTS AND ASSOCIATED INDIVIDUALS**SUBCHAPTER 13-A RESPONSIBILITIES****GR1301 General**

1. Knowledge of and compliance with the rules of the Federation.
2. Obtain Federation membership or pay a per-competition Show Pass fee if competing at Federation member competitions. (See GR202 and GR205-GR206.)
3. Obtain Federation Amateur Certification and measurement cards where required. (See GR1307, GR501, and HU168.)
4. Any member or non-member who fails to pay sums owing to the Federation or who makes payment for fees to the Federation which is not negotiable will be notified by the Federation of his or her indebtedness and warned that unless settlement is made within two weeks he or she will automatically be fined the sum of \$250 to be paid to the Federation; and further, that he or she and any horses owned by him or her and any horses and/or persons for which payment has not been made or for which the non-negotiable sums have been paid will automatically be barred from taking any part whatsoever in Licensed Competitions until payment or settlement is made of the total indebtedness to the Federation. Publication of the suspension will be published on the Federation's web site.
 - a. If any individual affected by GR1301.4 disputes that the amounts in question are owed or unpaid, he or she may request a review of these issues by the Hearing Committee provided his or her written statement specifying the grounds for the review is received at the Federation's office within said two week period accompanied by a fee of \$100., which will be refunded if the dispute is settled in favor of said person.
 - b. In the event a person makes non-negotiable payment for fees to the Federation on three or more occasions, he or she is, after a hearing, subject to further disciplinary action. In addition, any future payments made to the Federation, must be submitted in the form of a certified check, cashier's check, money order, or valid credit card.
5. Every person participating in any competition licensed by the Federation is subject to the Federation Bylaws and Rules including the provisions of Chapters 6 and 7 and is responsible under the rules for their own acts and failures to act and for the acts and failures to act of their agent or agents whether or not they or their agent or agents have signed an entry blank.
6. Dogs are not permitted to be loose on competition grounds and must be held on a leash or otherwise restrained. Individuals must not lead dogs on a leash while mounted. Dog owners are solely responsible for any damages, claims, losses or actions resulting from their dogs' behaviors. Dog owners failing to comply with this rule will be issued a Yellow warning card may be subject to penalty under Chapters 6 and 7.
7. Minors who do not have a valid driver's license which allows them to operate a motorized vehicle in the state in which they reside will not be permitted to operate a motorized vehicle of any kind, including, but not limited to, golf carts, motorcycles, scooters, or farm utility vehicles, on the competition grounds of licensed competitions. Minors who have a valid temporary license may operate the above described motorized vehicles as long as they are accompanied by an adult with a valid driver's license. The parent(s), legal guardian(s), or individual who signs the entry blank as a parent or guardian of a minor operating a motorized vehicle in violation of this rule are solely responsible for any damages, claims, losses or actions resulting from that operation. Violations of this rule will be cause for sanctions against the parent(s), guardian(s) and/or trainer(s) who are responsible for the child committing the offense. Penalties may include exclusion of the child, parent(s), guardian(s), and/or trainer(s) from the competition grounds for the remainder of the competition and charges being filed against any of the above individuals in accordance with Chapter 6. Wheelchairs and other mobility assistance devices for individuals with disabilities are exempt from this rule.
8. In the event of an acute and serious injury to or illness of a horse on competition grounds when the owner or trainer

of the horse or agent of the owner is not present, after reasonable effort to contact that individual has been made, competition management, in consultation with a licensed equine veterinarian, may authorize the provision of emergency veterinary treatment of the horse. If competition management so authorizes treatment under the provisions of this rule, competition management and veterinarian are not liable for any resulting costs, damages, losses, claims or actions arising directly or indirectly from the treatment of the horse.

GR1302 Duties

1. Every exhibitor, rider, driver, handler and trainer or his/her agent(s) must sign an entry blank (see GR404 and GR908.2). In the case of a rider, driver or handler under 18, his/her parent or guardian, or if not available, the trainer, must sign an entry blank on the minor's behalf.
2. Every exhibitor, rider, driver, handler, and trainer or his agents must provide on the competition entry blank, all information required under Federation rules. Exhibitors are responsible for their own errors and those of their agents in the preparation of entry blanks.
 - a. The following credentials must be made available to Competition Management. Competitions may, at their discretion, confirm any of the below electronically with the Federation Office:
 1. Original or copies of Federation membership cards, Exemption: Applications completed at the competition. The member will retain the pink copy of the membership application form which, when properly signed by Competition Secretary, is valid for 45 days from the date signed or until the membership card is received from the Federation.
 2. Copies of Federation Measurement cards;
 3. Federation Amateur Certification;
 4. Federation horse recordings for USEF/USDF qualifying classes for dressage championships and USEF/USDF Dressage Championships (see DR127.2).
 5. Registration papers showing proof of ownership or a copy of the registration papers with a Certificate of Eligibility to Show issued by the American Saddlebred Registry for horses entered in classes restricted to American Saddlebreds must be submitted either with entry form at the time of making entry or submitted to the show office before show numbers will be released. If a copy is sent with the entry form, the copy of registration papers will be returned when exhibitors pick up their numbers, if requested by the exhibitor. Original or copies of United States Hunter Jumper Association, Inc., membership card, if applicable. *BOD 1/16/16 Effective 4/1/16*
 - b. Exhibitors are urged to submit photostatic copy of all required credentials with their entry blanks. (Exception: measurement cards, see Rules GR502.1 and HU168.1).
 - c. If an exhibitor does not submit the proper membership documentation to the competition and the competition cannot verify such information, (with the exception of Federation measurement cards) the exhibitor will be responsible to pay a \$30 Show Pass fee which is non-refundable.

GR1303 Conduct

Exhibitors' attention is directed to Chapter 8 which includes rules pertaining to conduct at Licensed Competitions.

GR1304 Regulations Governing Showing Under Judges, Stewards and Technical Delegates (See also GR107 for definition of Client)

Refer solely to GR1304.16 for rules pertaining to showing under judges in the Reining Division. Refer solely to GR1304.21-26 for regulations and restrictions for Hunter/Jumper/Hunter Seat Equitation Judges and Category 1 Stewards. See also GR1038, GR107, and GR301. Refer to GR1304.22 for rules pertaining to competing under Organizing Committees, Officials: Stewards, Ground Jurors, Veterinary Judges and Technical Delegates in the Endurance Division. See also GR1038 for restrictions on Judges.

GR13 - COMPETITION PARTICIPANTS

1. An exhibitor, coach or trainer may not serve as a judge, steward or technical delegate at any competition in which he/she exhibits, whether or not the classes are conducted under Federation rules. See also GR1038.1. A licensed judge may officiate at the special competition, provided he/she is not or does not have a client participating in the special competition.
2. No member of a judge's family, nor any cohabitant, companion, domestic partner, housemate, or member of a judge's household nor any of the judge's clients, employers or employees or employers of a member of the judge's family may compete as trainer, coach, exhibitor, rider, driver, handler, owner, lessor or lessee in any division, or Dressage class (Arabian, Morgan, Western Dressage and Hunter divisions in any competition) unless the relationship is terminated 30 days prior to the competition. For purposes of this rule included as employers are any individuals, corporations, partnerships, foundations, trusts or non-profit organizations and shareholders owning five or more percent of the stock of any corporation which employs the judge or a member of the judge's family, and any officers, directors and partners of any corporation or partnership and officers, directors or trustees of any trust or foundation or non-profit organization which employs the judge or a member of the judge's family. The hiring of a judge to officiate at Licensed Competitions shall not constitute employment for purposes of this rule.
3. No judge's trainer nor any of the judge's trainer's clients may compete as trainer, coach, exhibitor, rider, driver, handler, owner, lessor or lessee in any Division or Dressage class (Arabian, Morgan, Western Dressage and Hunter divisions in any competition) unless the relationship is terminated 30 days prior to the competition.
4. No horses trained by a member of the judge's family may compete in any division or Dressage unless the client/trainer relationship is terminated 30 days prior to the competition. Stud fees, retiree board and broodmare board excluded. Exception: American Saddlebred and Hackney classes where requirements that nominations or qualifying be accomplished in advance of the competition (i.e. Futurities, Sweepstakes, Classics, etc.) and the Roadster USTA Classic class, a judge may be substituted in that class for the officially appointed judge who has a conflict. Such substitution shall not affect the restrictions referred to in GR1304.2-4 on the substituted judge.
5. No horse that has been sold (American Saddlebred division or leased) by a judge or by his/her employer within a period of 90 days (Morgan and Paso Fino 30 days) prior to the competition may be shown before that judge.
6. No horse that has been trained by a judge within the period of 30 days (American Saddlebred, Hackney and Roadster Divisions, 90 days) prior to the competition may be shown before that judge.
7. No one may show before a judge who has received or has contracted to receive any remuneration for the sale, purchase or lease of any horse to or from, or for the account of the exhibitor within a period of 30 days (Welsh Division 90 days) prior to the competition unless the sale or purchase has been made and fully consummated at public auction.
8. No one may show before a judge who boards, shows or trains any horse under the exhibitor's ownership or lease, within a period of 30 days prior to the competition. Stud fees, retiree board and broodmare board excluded.
9. No one may show before a judge who has remunerated the exhibitor for the board or training of any horse for competition purposes within a period of 30 days prior to the competition. Stud fees, retiree board and broodmare board excluded.
10. No one may show before a judge from whom he has leased a horse unless the lease terminated 90 days (Morgan, Paso Fino 30 days) prior to the competition.
11. No rider may compete in an Equitation class before a judge with whom his or her parent, guardian or instructor has had any financial transaction in connection with the sale, lease, board or training of a horse within 30 days of the competition unless the sale or purchase has been made at public auction.
12. No rider may compete in an Equitation, Dressage or Western Dressage class before a judge by whom he has been instructed, coached or tutored with or without pay within 30 days of the first day of the competition. The conducting of clinics or assistance in group activities such as Pony Clubs, Saddle Seat Young Rider Team and/or Saddle Seat World Cup Team, unless private instruction is given, will not be considered as instruction, coaching

or tutoring. Exception: Carriage Pleasure Driving - A judge may officiate over entries (competitors and/or animals) who attended group clinics at the competition if the clinic is open to all competitors and animals entered, the clinic is advertised and available to all possible entrants, and during the clinic the judge does not drive any animal that is entered in the competition.

13. No one shall approach a judge with regard to a decision unless he first obtains permission from the Show Committee, steward or technical delegate who shall arrange an appointment with the judge at a proper time and place. No exhibitor has the right to inspect the judge's cards without the judge's permission.
14. No member of a steward or technical delegate's family, nor any cohabitant, companion, domestic partner, housemate, or member of a steward or technical delegate's household, nor any of the steward or technical delegate's clients may take part as a trainer, coach, lessor, lessee, exhibitor, rider, driver, handler or vaulter at a competition where the steward or technical delegate is officiating. In addition, the trainer or coach of a Steward or Technical Delegate, or an individual from whom the Steward or Technical Delegate has purchased or leased a horse within 30 days, may not participate (as rider, driver, owner, trainer or coach) at a competition where the Steward or Technical Delegate is officiating. Technical Delegates and Stewards may not officiate unless the client, trainer or coach relationship is terminated at least 30 days prior to the competition.
15. If a horse or person is presented to a judge that the judge knows is ineligible to compete under these rules, the judge may advise the ring steward that he/she believes the entry to be ineligible and request that the entry be excused, or the judge may proceed to judge the entry and file a charge under Chapter 6, alleging a violation of this Rule. If a judge has any doubt as to the eligibility of any entry, he/she should judge the entry and file a charge alleging the violation.
16. In the Reining Horse division, a horse may not be shown under a judge if that judge has been owner, trainer or agent of that horse within the previous 90 days, or if said horse is ridden by a member of his/her family or by an employee of said judge. If such a horse is entered in a competition, its entry fee shall be refunded and it is not to be exhibited. A judge may not show to another judge whom he/she has judged or judged with within five days nor may he/she judge another judge under whom he/she has shown or judged with within five days. Volunteer USA Reining approved judges utilized for equipment inspection are excluded from the five day requirement.
17. Competition Restrictions on Judges:
 - a. A judge may not be an owner of any interest in a horse (including but not limited to syndicate and partnership shares).
 - b. A judge may not be a trainer, coach, exhibitor, rider, driver, halter handler, steward, technical delegate, lessor, lessee or manager at any Federation Licensed Competition at which he/she is officiating, including unrated classes. Exception:
 1. in the Eventing division and in the Dressage division, except for Dressage Sport Horse Breeding classes, horses may be shown Hors de Concours in classes where the owner is not officiating. (See GR1038.1)
18. A steward or technical delegate cannot own or operate any business (i.e. tack shop, braiding business, etc.) at the same competition where he/she is officiating.
19. In the Endurance Division, the other subdivisions in this Rule are applicable unless they conflict or create an ambiguity when read in conjunction with this subdivision. In that case and at all times involving competing within the Endurance Division, the following rule applies:
 - a. A Veterinary Judge may not examine horses in competition in which he/she has an ownership interest, are owned by his/her nuclear family members or his/her spouse or children, are owned by his/her cohabitants or significant others or other persons within his/her household, or are owned by a client from whom he/she received 10% or more of his/her gross income or income benefit in the current or prior year or for whom he/she performed work on this horse in the past 30 days;
 - b. A Technical Delegate, Ground Juror or Steward may not involve him/herself in objections, complaints or other

GR13 - COMPETITION PARTICIPANTS

formal disputes involving horses in which he/she has an ownership interest or which are owned under any of the other examples listed above for Veterinary Judges;

- c. Extended or nuclear family or household cohabitants or significant others or horses owned by him/her or members of the event Organizing Committee will be allowed to compete in said event, but such relationships should be disclosed in posted announcements at the event or orally at the pre-ride briefing; and,
 - d. These exceptions do not inhibit or prevent a competitor or other authorized person from asserting such conflict of interest or other issues relating to bias for scrutiny and consideration at the event. However, any such complaint or objection must be raised pursuant to applicable rules or regulations for the event and in a timely manner or they are deemed waived. This Rule is intended to set parameters to allow a Veterinary Judge, Steward, Ground Juror and Technical Delegate to perform his/her duties at rides and should be construed in all cases to provide that flexibility.
20. The provisions of sections .2-.19 of this rule notwithstanding, an Eventing Judge or Combined Driving Judge may officiate on the Ground Jury of an Eventing or Combined Driving competition when a competitor(s) or horse(s) listed in those sections is/are entered, under the following restrictions
- a. The Judge must notify the Technical Delegate and the Organizer of the conflict prior to the start of competition. If the conflict is discovered after the start of competition the competitor(s) or horse(s) must either withdraw from competition or participate Hors de Concours (H.C.).
 - b. The Judge may not judge any of the tests for the Section in which of the affected competitor(s) or horse(s) are competing. For decisions regarding disqualification, elimination or penalties, the Technical Delegate will assume the role of the Ground Jury.
 - c. If an Inquiry or Protest is lodged from the Section in which the affected competitor(s) or horse(s) is/are competing, the Judge must excuse himself from the process and the Technical Delegate will assume the role of the Ground Jury.
 - d. There are no restrictions on a Judge if a competitor(s) or horse(s) listed in GR1304.2-.22 participates in the Competition H.C.
21. When you are officiating as a Judge in the Hunter or Hunter Seat Equitation divisions:
- a. You may not be a competitor, coach, trainer, rider, handler, lessor, lessee, or manager at the same competition. However, you may compete as a rider in jumper classes that you are not judging.
 - b. You may not have any ownership interest in a horse (including but not limited to syndicate and partnership shares) competing in a class in which you are officiating in the Hunter or Hunter Seat Equitation Divisions including unrated classes. However, such horse may compete in Jumper classes at the same competition.
 - c. A member of your family may compete in Jumper classes at the same competition.
22. When you are officiating as a Judge in the Hunter or Hunter Seat Equitation divisions, none of the following may compete as a trainer, coach, competitor, rider, owner, handler, lessor or lessee in either the Hunter or the Hunter Seat Equitation divisions in a class in which you are officiating at that competition, unless the relationship is terminated, or the transaction is completed, at least 30 days prior to the competition:
- a. A member of your family.
 - b. A member of your household or housemate.
 - c. A cohabitant, companion, or domestic partner.
 - d. An employee. Catch Riders and Independent Service Providers (defined below) are not employees for purposes of this rule.
 1. Catch Rider: An individual who is engaged, for remuneration or as a volunteer, to compete on a horse(s) owned by another with whom they have no current business relationship regarding the ongoing training, care, custody or control of the horse.
 2. Independent Service Provider: An individual who performs a service(s) for another and the payer has the right

to control or direct only the result of the work and what will be done and how it will be done. The Independent service provider controls the details as to how the service is performed.

- e. A client.
 - f. Your trainer.
 - g. A client of your trainer.
 - h. An entity that employs you or a member of your family, which includes individuals, corporations, partnerships, foundations, trusts, non-profit organizations, and any shareholder owning five or more percent of the stock, if any.
 - i. A horse trained or shown by you or by a member of your family.
 - j. A horse sold by you or by your employer.
23. When you are officiating as a Judge in the Jumper division at a competition:
- a. No member of your family may compete in a Jumper class you are judging. However, said family member may compete in jumper classes you are not judging, as well as in the Hunter and Hunter Seat Equitation Divisions.
 - b. No horse in which you have any ownership interest may compete in a Jumper class you are judging. However, said horse may compete in jumper classes you are not judging, as well as in the Hunter and Hunter Seat Equitation Divisions.
 - c. You may compete as a rider in jumper classes of \$25,000 or more that you are not judging.
24. When you are officiating as a Hunter or Hunter Seat Equitation Judge at a “special” competition as described in GR301.2, that is also held in conjunction with a licensed competition:
- a. You may not compete as a competitor, coach, or trainer in the “special” competition. However, you may compete as a competitor, coach, or trainer in the non-special part of the competition.
 - b. You may not have a client compete in the “special” competition. However, you may have a client compete in the non-special part of the competition.
25. When you are officiating as a Category 1 (C1) Steward at a competition:
- a. You may not be a competitor, coach, rider, handler, lessor, lessee, trainer, or manager at the same competition.
 - b. You cannot own or operate any business (i.e. tack shop, braiding business, etc.) at the same competition.
 - c. None of the following may compete as a trainer, coach, competitor, rider, owner, handler, lessor or lessee at that competition, unless the relationship is terminated at least 30 days prior to the competition:
 - 1. A member of your family.
 - 2. A member of your household or housemate.
 - 3. A cohabitant, companion, or domestic partner.
 - 4. An employee.
 - 5. A client.
 - 6. Your trainer.
 - 7. A client of your trainer.
 - 8. An entity that employs you or a member of your family, which includes individuals, corporations, partnerships, foundations, trusts, non-profit organizations, and any shareholder owning five or more percent of the stock, if any.
 - 9. A horse trained by you or by a member of your family.
 - 10. A horse sold by you or by your employer.
 - 11. A person for whom you have or are scheduled to receive any remuneration involving a horse sale, purchase, (unless at public auction), lease, or board (stud fees, retiree or broodmare board excluded).
26. Other Hunter/Jumper Regulations and Restrictions:
- a. If a judge believes (but is not certain) that a horse or person presented to him is ineligible to compete under these rules, the entry should be judged, an investigation should occur and, if substantiated, the judge should file a charge alleging the violation.

GR13 - COMPETITION PARTICIPANTS

- b. Sixty days prior to the first day of a competition through 30 days after the last competition day, no horse or rider that has been trained by a judge or a judge's employee or agent may show before a judge officiating at any of the following competitions:
 1. National Junior Hunter Finals.
 2. National Pony Hunter Finals.
 3. All USEF Hunter Seat Equitation Medal Finals (USEF Jr. Medal, ASPCA, USEF Pony)
 4. USEF Show Jumping Talent Search Finals.
 5. Washington International Horse Show Equitation.
 6. No one shall approach a judge with regard to a decision unless he first obtains permission from the Steward, who shall arrange an appointment to meet with the judge at a proper time and place. The Steward shall be present for the meeting.
- c. No competitor has the right to inspect a judge's card without the judge's permission.
- d. No rider may compete in an equitation class before a judge by whom he has been instructed, coached, or tutored (with or without pay) within 30 days of the competition. Conducting clinics or assistance in group activities such as Pony Clubs, unless private instruction is given, will not be considered as instruction, coaching, or tutoring.
- e. No rider may compete in an Equitation class before a judge with whom his parent, guardian, or instructor has had any financial transaction in connection with the sale, lease, board, or training of a horse within 30 days of the competition unless the sale or purchase was made at public auction.
- f. The hiring of a judge to officiate does not constitute employment under this rule.

GR1305 Elimination & Withdrawal from Classes & Competition

(See also GR118)

1. No exhibitor may withdraw horses from a Licensed Competition after it has commenced, or remove them from the competition grounds, without the permission of the competition secretary.
2. If an exhibitor voluntarily removes a horse from the ring without the permission of the judge, the Show Committee will disqualify the exhibitor and all his entries from all future classes at that competition and all prizes and entry fees for the entire competition will be forfeited.
3. Any horse leaving the ring without the exhibitor's volition is deprived of an award in that class. See also division rules for other causes of elimination.
4. All horses competing in USEF/USDF Regional Dressage Championships classes must remain on the competition grounds from the time of entry to the grounds and for the duration of their USEF/USDF Regional Dressage Championship classes. (See DR127.7) If required to remain overnight, horses must be stabled on the competition grounds.

SUBCHAPTER 13-B AMATEURS AND PROFESSIONALS

GR1306 Professional/Amateur Status

1. Amateur. Regardless of one's equestrian skills and/or accomplishments, a person is an amateur if after his 18th birthday, as defined in GR101, he has not engaged in any of the activities identified in paragraph 4 below.
 - a. In the Dressage Division, individuals are only eligible to compete as amateurs from the beginning of the calendar year in which they reach age 22, see DR119.3.
 - b. For Amateurs in Jumper Sections, see JP118.
 - c. For Amateurs in Hunter Sections, see HU106.
 - d. For Amateurs in Eventing, see EV Appendix 3-Participation in Horse Trials.
2. Remuneration. Remuneration is defined as compensation or payment in any form such as cash, goods,

sponsorships, discounts or services; reimbursement of any expenses; trade or in-kind exchange of goods or services such as board or training.

3. Permitted activities by Amateur. An Amateur is permitted to do the following:
 - a. Accept reimbursement for actual expenses associated with conducting classroom seminars for a not-for-profit organization, therapeutic riding programs, or programs for charitable organizations approved in advance by the Federation.
 - b. Act as a camp counselor when not hired in the exclusive capacity as a riding instructor; assist in setting schooling fences without remuneration; give instruction or training to handicapped riders for therapeutic purposes.
 - c. Appear in advertisements and/or articles related to acknowledgement of one's own personal or business sponsorship of a competition and/or awards earned by one's owned horses.
 - d. Accept prize money as the owner of a horse in any class other than equitation or showmanship classes.
 - e. Accept prize money in Dressage.
 - f. Accept a non-monetary token gift of appreciation valued less than \$300 annually.
 - g. Serve as an intern for college credit or course requirements at an accredited institution provided one has never held professional status with the Federation or any other equestrian National Federation. In addition, one may accept reimbursement for expenses without profit, as prescribed by the educational institution's program, for the internship. In the Hackney, Roadster, American Saddlebred, Saddle Seat Equitation, Morgan, Andalusian/Lusitano, Friesian, Arabian, and National Show Horse Divisions, college students may also accept a stipend during the internship served under this paragraph. At the request of the Federation, an Amateur shall provide certification from the accredited educational institution under whose auspices a student is pursuing an internship that he is undertaking the internship to meet course or degree requirements.
 - h. Write books or articles related to horses.
 - i. Accept remuneration for providing service in one's capacity as a: presenter or panelist at a Federation licensed officials' clinic, competition manager, competition secretary, judge, steward, technical delegate, course designer, announcer, TV commentator, veterinarian, groom, farrier, tack shop operator, breeder, or boarder, or horse transporter.
 - j. Accept reimbursement for any bona fide expenses directly related to the horse (i.e. farrier/vet bills, entries). Travel, hotel, equipment, and room and board are not considered bona fide expenses.
 - k. Entries for non-under saddle classes in amateur sections at hunter, jumper or hunter/jumper competitions, must be paid either (i) directly to the competition by the Amateur or by the Amateur's family or (ii) by someone whom the Amateur or the Amateur's family reimburses within 90 days of the last day of the competition for which entries were paid.
 - l. Accept educational competition or training grant(s).
4. Professional based on one's own activities. Unless expressly permitted above, a person is a professional if after his 18th birthday he does any of the following:
 - a. Accepts remuneration AND rides, exercises, drives, shows, trains, assists in training, schools or conducts clinics or seminars.
 - b. Accepts remuneration AND gives riding or driving lessons, showmanship lessons, equitation lessons, trains horses, or provides consultation services in riding, driving, showmanship, equitation, or training of horses.
 - c. Accepts remuneration AND acts as an employee in a position such as a groom, farrier, bookkeeper, veterinarian or barn manager AND instructs, rides, drives, shows, trains or schools horses that are owned, boarded or trained by his employer, any member of his employer's family, or a business in which his employer has an ownership interest.
 - d. Accepts remuneration AND uses his name, photograph or other form of personal association as a horseperson in connection with any advertisement or product/service for sale, including but not limited to apparel, equipment or property.

GR13 - COMPETITION PARTICIPANTS

- e. Accepts prize money unless permitted in paragraph 3d or 3e above.
 - f. Rides, drives or shows any horse that a cohabitant or family member or a cohabitant or family member's business receives remuneration for boarding, training, riding, driving or showing. A cohabitant or family member of a trainer may not absolve themselves of this rule by entering into a lease or any other agreement for a horse owned by a client of the trainer.
 - g. Gives instruction to any person or rides, drives, or shows any horse, for which activity his cohabitant or another person in his family or business in which his cohabitant or a family member controls will receive remuneration for the activity. A cohabitant or family member of a trainer may not absolve themselves of this rule by entering into a lease or any other agreement for a horse owned by a client of the trainer.
 - h. Accepts remuneration AND acts as an agent in the sale of a horse or pony or accepts a horse or pony on consignment for the purpose of sale or training that is not owned by him, his cohabitant, or a member of his family, a farm/ranch/syndicate/partnership/corporation/business in which he, his cohabitant or a member of his family controls.
 - i. Advertises one's equestrian services such as training or instruction.
 - j. Accepts remuneration AND acts as an intern, apprentice, or working student whose responsibilities include, but are not limited to, riding, driving, showmanship, handling, showing, training or assisting in training, giving lessons/coaching and/or schooling horses other than horses actually owned by him.
 - k. Accepts remuneration in excess of rental fee for use of a facility, ring or school horses.
 - l. Accepts remuneration for such use AND uses commercial logoed items while on competition grounds unless expressly permitted by applicable division rules.
5. Professional based on one's own activity along with another's. A person is also deemed a professional after his 18th birthday, if he accepts remuneration for his spouse, family member, or cohabitant engaging in any activity enumerated in 4 a-l above. For the purposes of this rule, the term cohabitant is defined as any individuals living together in a relationship, as would a married couple, but not legally married.
6. Violations of Amateur status. After an investigation as to proper status has been initiated, and upon request by the Federation and to the satisfaction of the Federation, an Amateur shall submit verifiable proof of Amateur status, including but not limited to a bill of sale for any horse(s) the Amateur is competing in classes restricted to Amateur Owners. If the Federation deems such proof insufficient, then the Federation may initiate proceedings under Chapter 6.
- a. Any individual found to have knowingly assisted in the violation of the Amateur rule may also be subject to proceedings in accordance with Chapter 6. See GR1307.
7. Questions about whether you are an Amateur or Professional. For specific inquiries, email amateurinquiry@usef.org.

GR1307 Amateur Status

1. Only active Federation members may obtain amateur status. Every person who has reached his/her 18th birthday and competes in classes for amateurs under Federation rules must possess current amateur status issued by the Federation. (Exception: This is not required for Opportunity classes **except for the Dressage Division. If Opportunity classes are offered at Dressage Competitions or Regular/Local Competitions with "Open" Dressage classes and are restricted to amateurs, riders are required to have amateur status with the Federation**). This status must be available for inspection or the competitor must have lodged with the competition secretary, at least one hour prior to such class, an application for such status provided by the Federation. Amateur status will be issued only on receipt of the application properly signed and is revocable at any time for cause. Foreign riders requesting Federation Amateur status, must be a Junior, Senior or Life Competing Member of the Federation (Exception: Equine Canada members in possession of current EC membership may sign for USEF Amateur status on a show by show basis at no cost). Any person who has not reached his/her 18th birthday is an amateur and does not require amateur status. **BOD 9/29/15 Effective 12/1/15.**

2. An amateur continues to be such until he/she has received a change in status from the Federation. Any amateur who wishes to be re-classified on the grounds that he/she has engaged or is planning on engaging in activities which would prevent him/her from continuing to remain an amateur must notify the Federation in writing.
3. There is no fee for amateur status for Senior Active or Life Members. Such status will expire on November 30th.
4. If a person violates or does not comply with the above, he/she will not be eligible to compete in amateur classes and will not be entitled to an award in such classes and will be deemed guilty of a violation within the meaning of Chapter 7 in the event he/she does compete.
5. In the event a person is found to be a professional as a result of a protest or charge made in connection with a competition, all awards won by such person in amateur classes at such competition and subsequent competitions shall be forfeited and returned to the competition and the person shall be subject to further disciplinary action. The holding of an amateur card does not preclude the question of amateur standing being raised by a protest or charge.
6. The trainer may be subject to disciplinary action if an exhibitor who shows as an amateur is protested, and that protest is sustained by the Hearing Committee, and it is determined that the trainer had knowledge of their professional activities.
 - a. Any changes of status from professional to amateur, or vice versa, will be published on the Federation's web site.
7. An exhibitor who engages a person to ride, drive or show in halter in any amateur class and then remunerates such person beyond the extent to which such amateur is entitled as provided above in GR1306 will be subject to disciplinary action under Chapter 7.
8. Any person who under these rules is a professional and knowingly and falsely represents himself/herself to be an amateur by declaring or maintaining current amateur status issued by the Federation, and any person who violates any of the provisions of this rule will be subject to disciplinary action under Chapter 7.
9. A professional continues to be such until he/she has received amateur status by a vote of the Hearing Committee. Any professional who wishes to be reclassified as an amateur on the grounds that he/she has not engaged in the activities which made him/her a professional within the last twelve months must notify the Federation in writing.
 - a. Such person shall submit to the Hearing Committee an amateur reclassification request which is supported by:
 1. A notarized letter signed by him/her outlining the horse related activities (using specific dates) which made said person a professional and outlining the activities performed within the twelve month period (or longer) since professional activities have ceased,
 2. Two or more notarized letters from any Senior Active Federation members stating the relationship with the applicant and outlining the applicants activities for the one year period preceding such written notification advising and testifying that the applicant has not engaged in any activities which would make him/her a professional as outlined in GR1306 during that period,
 3. A processing fee of \$50,
 4. Sign and declare amateur status on a current USEF membership application. The burden of proof of proving amateur status is on the applicant. The Hearing Committee may call for and/or consider any and all further evidence and facts which it deems pertinent. The decision of the Hearing Committee on the reclassification request shall be final.
 - b. Any changes of status from professional to amateur, or vice versa, will be published on the Federation's website.
10. Please contact the Federation office for information regarding international/professional licenses.

SUBCHAPTER 13-C MEMBERSHIP AND DOCUMENT REQUIREMENTS

GR1308 Membership and Document Requirements

1. To be eligible to participate as a rider, driver, owner, handler, vaulter, longeur, lessee, agent, coach or trainer at Regular Competitions, Eventing Competitions at the Preliminary Level or above, Combined Driving Competitions at the Advanced Level, Dressage, Endurance and Vaulting Competitions, persons must be Members of the

GR13 - COMPETITION PARTICIPANTS

Federation as provided in GR202 or if not a member, must pay a Show Pass fee as provided in GR206 (for exceptions see GR901.9). Exception: Applications for Federation Individual Membership and Horse Recordings submitted at Licensed Competitions:

- a. For Dressage Competitions, reference Bylaw 223, Section 1:
 1. Applications are considered effective on the date the application and dues are received by the Competition Secretary provided the application is signed and dated by the Competition Secretary on that same day.
 2. Applications completed online at the competition are effective the date the application is submitted.
 - b. For all Competitions other than Dressage Competitions, reference Bylaw 221, Section 1:
 1. Applications are considered effective, for points and eligibility to compete only, on the start date of said Competition provided the application and dues are received by the Competition Secretary and the application is signed and dated by the Competition Secretary during the period of the Competition.
 2. Applications completed online at the competition are effective, for points and eligibility to compete only, on the start date of the Competition.
 - c. Lessees are considered owners in connection with this membership requirement. When an entry is under multiple ownership, only one owner need be a Member or pay a Show Pass fee. When an entry is under a minor's ownership and training, the parent who must sign will be exempt from the Federation Show Pass fee. Only a parent will be exempt from the Federation Show Pass fee if signing as coach for his/her minor child.
2. Memberships completed at the competition must be forwarded to the Federation office within ten (10) days of the close of the competition as part of the full competition results, which are defined in GR1214. The member's copy of the application is valid for 45 days or until the membership card is received from The Federation.
- a. The following credentials must be available to Competition Management and the Federation steward/technical delegate. Competitions may, at their discretion, confirm any of the below electronically with the Federation office:
 1. Amateur Status.
 2. Copies of Junior Hunter and pony measurement cards.
 3. Federation membership cards or a copy thereof, Exception: Applications completed at the competition. The member will retain the pink copy of the membership application form which, when properly signed by the Competition Secretary, is valid for 45 days from the date signed.
 4. Federation horse recordings for USEF/USDF qualifying classes for dressage championships (see DR127.2), and USEF/USDF Dressage Championships (see DR127.2).
 5. A copy of the registration papers showing recorded ownership or a copy of the registration papers with a Certificate of Eligibility to Show issued by the American Saddlebred Registry for horses entered in classes restricted to American Saddlebreds unless the competition, at their discretion, confirms registration electronically with the American Saddlebred Registry or the Canadian Livestock Records Corporation.
 6. A copy of the registration papers showing proof of ownership or copy of the registration papers issued by the American Hackney Horse Society and/or the Canadian Hackney Society for ponies and horses entered in classes restricted to Hackney Horses and Hackney Ponies.
 7. Non-U.S. citizens (as defined by GR901.9) and Foreign Competitors (as defined by GR828.4) must provide proof, in English, of current membership in good standing in their respective National Federation, or hold current membership in good standing with USEF.
 8. For all horses competing in Young Jumper classes a copy of the registration papers issued by a Breed Registry (or other means of identification issued by the Federation providing proof of age and identity) must be checked by the horse show office.
 9. Originals or copies of United States Hunter Jumper Association, Inc., membership card, if applicable.
 - b. If an exhibitor does not submit the proper membership documentation to the competition and the competition cannot verify such information, (with the exception of Federation measurement cards) the exhibitor will be

responsible to pay a \$30 Show Pass fee which is non-refundable.

3. Participation of non-US citizens in non-breed-restricted national competitions in the US.
 - a. Non-US citizens who are not current members of USEF as provided in GR202 must either provide proof, in English, of current membership in good standing in their own National Federation, or must pay a registration fee as provided for in GR206 (for exceptions see GR901.9.)
 - b. In any discipline, owners and trainers who are non-US citizens and who have a current letter of permission/good standing from their own federation, are exempt from Federation membership requirements per Art. III, Sect. 3. Under this rule, non-US citizens must provide proof to competition management of current permission/good standing from their own federation in order to be exempted from Federation membership requirements.
 - c. Foreign Competitors (non U.S. citizens) who participate in Federation amateur classes, in any discipline, must be in possession of a Federation Amateur Card and must be a Junior, Senior, or Life Competing Member of the Federation. (Exception: Equine Canada members in possession of current EC membership may sign for USEF Amateur status on a show by show basis at no cost). However, non U.S. citizens who are not competing in Federation amateur classes are not required to become Federation Members if they provide proof, in English, of membership in good standing in their own National Federation.
4. U.S. Competitors competing in their own country in an FEI-sanctioned event, not requiring an FEI Passport, must present a valid USA National Passport or a valid FEI Passport. Exception: Endurance Minor Events **must follow FEI General Rules regarding identification. BOD 1/16/16 Effective 2/1/16**

GR1309 PRESIDENTIAL MODIFICATIONS FOR THE DRESSAGE DIVISION

In the Dressage Division, competitors will not be allowed to compete with modifications unless a copy of their Federation Presidential Modification letter is provided to the competition secretary by the beginning of the competition.

SUBCHAPTER 13-D COMPETITION DISPENSATIONS

GR1310 Dispensations

1. Dispensation Certificate. Any individual with a diagnosed permanent physical disability wishing to compete in a Federation licensed competition with a compensatory aid and/or adaptive equipment must obtain a Dispensation Certificate from the Adaptive Sports Committee, **including those individuals with a current Federation or FEI Classification**. Upon the Committee's approval, a Dispensation Certificate will be issued by the Federation. The Dispensation Certificate will list all compensatory aids and adaptive equipment allowed the individual while competing. Other compensatory aids or special equipment not specifically listed on the Dispensation Certificate are not allowed. A copy of the Dispensation Certificate must be included with the individual's entry. The competition manager or secretary shall include a copy attached to all applicable scoring sheets for the judge's reference. For instructions on how to apply for the Dispensation Certificate, please refer to GR1312. Also see GR1315 for definitions of terms used in this section. (Exception: Dispensation certificates are not required for Breed or Multi-breed restricted or Hunter competitions or classes; Equitation Division classes, Carriage Pleasure Driving Division, or the Open Western Division). **BOD 1/16/16 Effective 4/1/16**
2. In circumstances that fall outside of the dispensation program, a Presidential Modification may be considered. Please refer to GR152 and Bylaw 332.1.f.

GR1311 Para-Equestrian Eligibility/Classification

In order for an individual to compete in USEF licensed Para-Equestrian Competitions **in Para-Equestrian classes**, he/she must have a diagnosed, permanent physical disability. The individual will **need to** possess a USEF **or FEI Classification and a USEF Dispensation Certificate**. See GR142 for the definition of Para-Equestrian and GR1315 for additional definitions). **BOD 1/16/16 Effective 4/1/16**

GR1312 Applying for a Dispensation Certificate

1. Applications for a Dispensation Certificate can be obtained from the Federation (via the USEF website or the USEF office) and are reviewed on a continuing basis throughout the year by the Adaptive Sports Committee. Only applications submitted along with supporting medical documentation will be considered. The Adaptive Sports Committee may request additional supporting evidence from the individual regarding his/her medical status or regarding the aid/equipment which he/she requests dispensation for. The Adaptive Sports Committee will render an opinion (approval of all or some of the aids requested or denial of the dispensation) and the individual will be notified by the USEF in a timely manner.
 - a. The Dispensation Certificate will be issued annually upon re-application, and remains in effect until the end of the competition year or until he/she receives a change in status from the Federation, whichever is earlier. Any individual who wishes to make changes to his/her Dispensation Certificate must notify the Federation in writing and obtain written approval. Certification is revocable at any time for cause.
 - b. Applications should be submitted in order to allow 30 days for the Adaptive Sports Committee to render a decision regarding the dispensation status.
 - c. There is no fee for a Dispensation Certificate.
 - d. The individual must be a member in good standing with the USEF.

GR1313 Applying for Para-Equestrian (PE) Classification

1. The individual will request classification from the USEF. **Application paperwork (Consent for Classification and Certificate of Diagnosis) may be found on the USEF website or from the USEF Director of Para-Equestrian. Once the USEF Director of Para-Equestrian receives the completed paperwork, the office will contact the USEF Classification Coordinator.**
2. The USEF classification coordinator will assist in scheduling a classification with one of the USEF/FEI Classifiers. There is **a non-refundable administrative fee for the classification payable to the USEF.** If the individual requests a classification to be scheduled at their convenience, all expenses for the classifier will be paid for by the individual. **The individual must be a member in good standing with the USEF.**
3. **If the individual is deemed eligible for Para-Equestrian,** the classification will result in a Profile and a Grade based on the FEI Profile system (see GR824). The Profile will remain with the individual for as long as their physical disability remains constant with no need for re-classification. **This is considered a Confirmed Status.** If the individual has a fluctuating medical condition or if his/her function changes, the profile may change with future re-classifications. **This is considered a Review Status.** The Grade will be based on the specific discipline.
4. Upon classification, the USEF will issue a USEF **Dispensation Certificate.** This **Certificate** will outline the individual's profile, grade, **status, Classification expiration, and** indicate any compensating aids/adaptive equipment that may be used in USEF **licensed competition in accordance with USEF rules.**
5. For USEF licensed competitions, the individual will send in a copy of their **Dispensation Certificate** with their competition entry. The individual will also be responsible for **making the Certificate available as requested by the competition officials (See also GR1310).**
6. When change in status occurs (i.e. change of compensating aids/adaptive equipment), written request for a change will be submitted to the USEF office.
7. The USEF/FEI Classifier will determine the **Grade, status and review** period for classification. For those with disabilities with no expected change in functional status, the classification will have **a status of Confirmed and have** no expiration. For those with fluctuating conditions or conditions expected to change, either by deterioration or improvement there will be **a status of Review** indicated on the **Certificate** with an expiration and expected **date** for re-classification. It is the individual's responsibility to apply for re-classification through the USEF **with time allowed prior to any upcoming competitions.** It is also the individual's responsibility to apply for re-classification if a major

change in function, either improvement or deterioration occurs. The individual will be required to submit objective medical information with the request for re-classification.

8. Upon receipt of an FEI Classification, necessary for Qualifying and FEI licensed competition. The individual's information will be posted on the FEI website at www.fei.org, on the FEI Classification Master List for Dressage or Driving. The list will indicate the individual's profile, grade, status and compensatory aids. The FEI Classification Master List may be found at <http://www.fei.org/fei/org/fei/disc/dressage/about-para-equestrian>. The individual may request a USEF Dispensation Certificate with the FEI Classification status and any approved compensating aids listed. The Dispensation Certificate may be used at any USEF licensed competition.
9. Classification status can be challenged by a USEF competition official with a written request to USEF. Medals will be suspended until such time that the Classification status is resolved. *BOD 1/16/16 Effective 4/1/16*

GR1314 Hearings/Protests

1. Any individual whose application for a Dispensation Certificate or a Para-Equestrian Classification has been denied may request a hearing by the Hearing Committee or by such individual or committee as it may designate to review said decision. The request must be in writing and mailed to the Hearing Committee within ten (10) days from receipt of the decision sought to be reviewed.
 - a. The hearing shall be after ten (10) days notice to all parties concerned. The notice shall contain a brief statement of the facts reporting the position of the Federation and shall specify the time and place at which the hearing is to be held. The person requesting said hearing may attend and bring witnesses, sworn statements or other evidence on his or her behalf. Upon the written request of a representative of the Federation or of the person requesting the hearing, there shall be furnished before said hearing any evidence to be introduced, the names of witnesses and the substance of their testimony.
 - b. The decision of the Hearing Committee or the person or committee designated to preside at said hearing shall be final.
 - c. Protests or charges brought in connection with an individual's Dispensation Certificate status or Para Equestrian Classification status shall be handled in accordance with the provisions of Chapter 6.

GR1315 Definition of Terms

1. Diagnosed permanent physical disability - An individual with a medical condition resulting in functional limitations affecting their ability to participate in equestrian sport and diagnosed by a medical doctor. The condition is not reasonably expected to improve and may, in fact, be one that worsens over time. The condition should be easily objectively measurable in scope, either by physical examination by a medical professional or with medical testing. An example may include a limb amputation, paralysis, weakness due to a neuromuscular condition loss of vision.
2. Compensating aid and/or adaptive equipment - Allowance for an alteration in performance, an alteration of dress or alternate piece of equipment which allows the individual with functional limitation(s) to perform the requirements of the competition. The aid or equipment assists in equalizing the functional ability of the individual and should not give the individual an undue advantage. The aid/equipment must be deemed safe for the competitor and the horse and is subject to review by the TD and/or judge at each event. Examples:
 - a. Saluting with the nod of the head only when taking a hand off of the reins would be unsafe.
 - b. Use of paddock boots and smooth leather half chaps rather than tall boots if wearing tall boots is unsafe for a rider with leg dysfunction.
 - c. Allowance to not wear gloves for the individual with impaired sensation in the hands.
 - d. Use of 1 or 2 whips to cue the horse for an individual with impaired use of his/her legs.
 - e. Use of a golf cart to survey a course prior to driving for the individual who is unable to walk.
 - f. Use of quick release equipment for carriage driving.

For additional examples, please see [FEI Compensating Aids](http://www.fei.org) booklet at www.fei.org.

3. Dispensation

- a. Dispensation Program - The Federation encourages competition amongst all individuals, including those with a diagnosed permanent physical disability. For those individuals wishing to compete in a Federation licensed competition and who require compensating aids and/or adaptive equipment to do so, a Dispensation Certificate may be granted. The purpose of the dispensation is to aid those with limited function by allowing the use of aids/equipment which will result in more equal function. These aids/equipment should not give the individual with a disability an advantage over his/her competitors.
- b. Adaptive Sports Committee: An interdisciplinary group representing the equestrian disciplines, the medical field, competitors, and the USEF who is charged with the review and/or approval of dispensation applications. (Bylaw 503.3)

4. Para-Equestrian (PE)

- a. USEF Para-Equestrian (PE) Classification - The USEF has chosen to adopt the FEI Profile System for classification of individuals with disabilities. This system provides a means to assess an individual's functional abilities and impairments to determine which Grade they will compete in amongst individuals with similar levels of function. There is a minimal level of impairment required in order to qualify for the FEI Profile System. In the system, an individual with a permanent measurable physical disability is assessed by a USEF or FEI approved classifier. As a result of the assessment, the classifier will determine eligibility and then assign the individual a Profile. The Profiles are grouped into Grades based on the discipline in which the individual will be competing. For example, an individual who has minor impairment of the Left arm and leg after a stroke would likely be given a Profile 15. If they compete in dressage, they would compete in Grade III. If they choose to compete in Carriage Driving, they would compete as a Grade II.
 - b. FEI Profile System - Amongst individuals with disabilities, there are many different types of impairments. To provide meaningful competition for these individuals it is necessary that those of similar levels of impairment compete together. The FEI "Profile System" fulfils this criterion. It is a System of tests administered by trained and certified Physical Therapists or Physicians. It is based on the classification systems used in other sports for individuals with disabilities and has been tested for reliability and validity in its application in equestrian sport.
5. Profile - an individual is given one of 42 profiles based on their level of function as assessed by a USEF or FEI Classifier. The Profiles are versatile but tight, easy to use and understand. The locomotor Profiles are not disability (diagnosis) specific, but are based on the ability of the functioning part(s) of the body. The Profile is considered permanent except in the case of a diagnosis that has a reasonable expectation of change, such as with progressive Multiple Sclerosis.
6. Grade - the grouping of profiles within a discipline. In Dressage, there are 5 grades (Ia, Ib, II, III, and IV). In Carriage Driving there are 2 Grades (I and II). A Grade is made up of several profiles, grouping Para-Equestrians of similar level of function. The lower number Grades (i.e. Grade I) is made up of Para-Equestrians with a more significant level of impairment, whereas the higher number Grades (i.e. IV) identify those Para-Equestrians with a lesser impairment. The Grade determines which tests a rider competes and against whom the Para-Equestrian will be competing. In National and International competition, medals/placement is awarded in each Grade.
7. An individual who has been classified by a USEF or FEI Classifier and who has been given a Profile, Grade, status and the use of compensatory aids/adaptive equipment. These individuals may compete up to the National level of USEF licensed PE competitions.
8. FEI Para-Equestrian (FEI PE) - a Para-Equestrian with an FEI Classification and listed on the FEI Classification Master List for Dressage or Driving on the FEI website at www.FEI.org. The FEI Master List indicating the individual's Profile, Grade, Status and compensating aids/adaptive equipment. This individual may compete Nationally and in Qualifying trials. To achieve this classification, the individual will need a classification by two FEI Classifiers, at least one from outside of their home country. There is a fee to the FEI for application and renewal for the FEI PE

Classification Card. Individuals must request renewals through the National Federation.

9. USEF Classifier - a Physical Therapist or Physician who has been trained and **approved** by the USEF to classify individuals using the FEI Profile System. A USEF Classifier may classify Para Equestrians up through a National level competition.
10. FEI Classifier - a Physical Therapist or Physician who has been trained and **licensed** by the FEI to classify Para-Equestrians using the FEI Profile System. An FEI classifier may classify Para-Equestrians through to the International level (i.e. Paralympics and World Games). FEI Classifiers are designated as **Trainee, Level 1 or Level 2**.
11. USEF Classification Coordinator - the lead USEF Classifier responsible for assisting individuals through the classification process.
12. **Dispensation Certificate** - The Dispensation Certificate issued by USEF to an individual with a diagnosed permanent physical disability, indicating Compensating Aids/Adaptive equipment approved for use by the individual in USEF licensed competitions. The Certificate will list an individual's Para-Equestrian USEF or FEI Classification Profile, Grade and Status, if these have been assigned. The FEI will indicate FEI approved compensating aids on the FEI Classification Master List for Dressage or Driving on the FEI website at www.fei.org for those individuals who hold an FEI classification. This information is referenced for all FEI qualifying and FEI Para-Equestrian competitions. *BOD 1/16/16 Effective 4/1/16*

SUBCHAPTER 13-E RETURN TO COMPETITION

GR1316 Accidents Involving Competitors

1. This rule pertains to accidents involving competitors at Federation-Licensed or endorsed competitions.
2. In the event of a fall/accident where the competitor is apparently unconscious or concussed, he/she is precluded from competing until evaluated by qualified medical personnel as defined in GR1211.5. If the competitor refuses to be evaluated, he is disqualified from the competition.
3. A Time-Out may be called under paragraph 2 above in accordance with applicable division rules.
4. Unconsciousness/Concussion. If qualified medical personnel determines that a competitor has sustained unconsciousness or a concussion, he/she must be precluded from competing until cleared to compete under paragraph 6 below.
5. Medical Suspension. Any competitor who is determined ineligible to compete under any of the preceding paragraphs will be placed on the Federation Medical Suspension List that will be posted on the Federation's website.
6. Return to Competition. In the event that a competitor is determined ineligible to compete under one of the preceding paragraphs, the competitor shall submit to the Federation, a signed release, which includes criteria established by the Federation from time to time, completed by a licensed **physician** in order to be eligible to once again compete in Federation-Licensed or endorsed competitions.
7. For all competitors evaluated pursuant to this rule, the Steward or Technical Delegate shall submit a properly completed Accident/Injury Form, and, if applicable, any corresponding signed release to the Federation Director of Competitions by 6:00 p.m. on the day following the last day of the competition.
8. Refusal of Entry. Competitions shall refuse entries of any competitor who is on the Federation Medical Suspension List unless he submits to the Federation a properly signed release as described in paragraph 6 above. Any competitor on the Federation Medical Suspension List is responsible for not competing in any further Federation-Licensed or endorsed competition until they are removed from the medical suspension list.
9. Substitution. Notwithstanding any other provisions of the rules herein, if an entry is accepted prior to the time the competitor was added to the Federation Medical Suspension List, a substitute competitor may be named.
10. Refund. Notwithstanding any other provisions of the rules herein, for any competitor who appears on the Federation Medical Suspension List, a Federation-Licensed or endorsed competition shall refund the entry fees and Jumper nominating fee, if applicable, less office fee. *BOD 1/16/16 Effective 4/1/16*

CHAPTERS AL TO WS

WHICH DESCRIBE THE CLASSES FOR ALL DIVISIONS, TOGETHER WITH DEFINITIONS AS TO APPOINTMENTS. Entries in various classes are judged on some of the following qualifications:

Appointments (equipment)	Handiness (promptness)	Soundness
Breed Character	Manners	Speed
Brilliance	Performance	Substance (strength)
Color	Presence (style)	Suitability
Conformation (build)	Quality (finesse)	Type

The particular qualifications for each class are hereinafter set forth and in each class the order of precedence indicates how the emphasis is to be placed in adjudication.

Class specifications included in division rules are mandatory.

Any class described herein may be confined to exhibitors within a desired area by prefixing "LOCAL" to the class title and clearly describing the area involved (e.g., "Open to horses owned and stabled within...miles of the competition grounds" or "Owned by residents of the Town of ...").

Entry fees, trophies or cash awards must always be indicated. If classes not included herein are offered, extreme care should be exercised in the proper wording of the specifications.

Table of Yards, Feet and Meters

1 inch	=	0.025 m	1.00 m	=	3 ft. 3 ins.
1 foot	=	0.30 m	1.10 m	=	3 ft. 7 ins.
2 ft.	=	0.61 m	1.20 m	=	3 ft. 11 ins.
1 yard	=	0.91 m	1.30 m	=	4 ft. 3 ins.
4 ft.	=	1.22 m	1.40 m	=	4 ft. 7 ins.
4 ft. 3 ins.	=	1.30 m	1.50 m	=	4 ft. 11 ins.
4 ft. 6 ins.	=	1.37 m	1.60 m	=	5 ft. 3 ins.
4 ft. 9 ins.	=	1.45 m	1.70 m	=	5 ft. 7 ins.
5 ft.	=	1.52 m	1.80 m	=	5 ft. 11 ins.
5 ft. 3 ins.	=	1.60 m	1.90 m	=	6 ft. 3 ins.
5 ft. 6 ins.	=	1.68 m	2.00 m	=	6 ft. 7 ins.
6 ft.	=	1.83 m	3.00 m	=	9 ft. 10 ins.
6 ft. 6 ins.	=	1.91 m	4.00 m	=	13 ft. 1 ins.
7 ft.	=	2.13 m	5.00 m	=	16 ft. 5 ins.
8 ft.	=	2.44 m	6.00 m	=	19 ft. 8 ins.
9 ft.	=	2.74 m	7.00 m	=	22 ft. 11 ins.
10 ft.	=	3.05 m	8.00 m	=	26 ft. 3 ins.
15 ft.	=	4.57 m	9.00 m	=	29 ft. 6 ins.
20 ft.	=	6.10 m	10.00 m	=	32 ft. 10 ins.
10 yds.	=	9.14 m	25.00 m	=	82 ft.
25 yds.	=	22.86 m	100.00 m	=	328 ft.
50 yds.	=	45.72 m	1000.00 m	=	3281ft.
10 yds.	=	91.44 m			
1000 yds.	=	914.40 m			

Conversion

Yards to Meters, multiply by .9144

Meters to Yards, divide by .9144

Feet to Meters, multiply by .3048

Meters to Feet, divide by .3048

CHAPTER AL ANDALUSIAN/LUSITANO DIVISION

SUBCHAPTER AL-1 GENERAL QUALIFICATIONS

AL100 General

AL101 Eligibility to Compete

AL102 Breed Standards

AL103 Shoeing

SUBCHAPTER AL-2 HALTER CLASSES

AL104 General

AL105 Conduct and Specifications

AL106 Championships

AL107 Get of Sire and Produce of Dam

AL108 Gold Medal Movement Award

AL109 Cobra of Mares

SUBCHAPTER AL-3 PERFORMANCE CLASSES

AL110 General

SUBCHAPTER AL-4 BEST MOVEMENT

AL111 General

AL112 Appointments

AL113 Qualifying Gaits

AL114 Best Movement Class Specifications

SUBCHAPTER AL-5 ENGLISH PLEASURE – FORMAL SADDLE HORSE

AL115 General

AL116 Appointments

AL117 Qualifying Gaits

AL118 English Pleasure Formal Saddle Horse Class Specifications

SUBCHAPTER AL-6 ENGLISH PLEASURE - SADDLE SEAT HORSE

AL119 General

AL120 Appointments

AL121 Qualifying Gaits

AL122 English Pleasure – Saddle Seat Class Specifications

SUBCHAPTER AL-7 ENGLISH PLEASURE COUNTRY

AL123 General

AL124 Appointments

AL125 Qualifying Gaits

AL126 English Pleasure Country Class Specifications

SUBCHAPTER AL-8 ENGLISH PLEASURE – HUNT SEAT

AL127 General

AL128 Appointments

AL129 Qualifying Gaits

AL130 English Pleasure –Hunt Seat Class Specifications

SUBCHAPTER AL-9 ENGLISH PLEASURE – DRESSAGE SUITABILITY

AL131 General

AL132 Appointments

AL133 Qualifying Gaits

AL134 Dressage Suitability Class Specifications

SUBCHAPTER AL-10 DRESSAGE HACK

AL135 General

AL136 Appointments

AL137 Qualifying Gaits

AL138 Dressage Hack Class Specifications

SUBCHAPTER AL- 11 ENGLISH PLEASURE-PRO AM

AL139 General

AL140 Appointments

AL141 Qualifying Gaits

AL142 English Pleasure Pro-Am Class Specifications

SUBCHAPTER AL-12 ENGLISH PLEASURE - VINTAGE RIDER

AL143 General

AL144 Appointments

AL145 Qualifying Gaits

AL146 English Pleasure - Vintage Rider Class Specifications

SUBCHAPTER AL-13 HUNTER HACK

AL147 Appointments

AL148 Qualifying Gaits

AL149 Hunter Hack Class Specifications

SUBCHAPTER AL-14 ENGLISH SHOW HACK

AL150 General

AL151 Appointments

AL152 Qualifying Gaits

AL153 English Show Hack Class Specifications

SUBCHAPTER AL-15 WESTERN PLEASURE

AL154 General

AL155 Appointments

AL156 Qualifying Gaits

AL157 Western Pleasure Class Specifications

SUBCHAPTER AL-16 WESTERN PLEASURE - PRO-AM

AL158 General

AL159 Appointments

AL160 Qualifying Gaits

AL161 Western Pleasure Pro-Am Class Specifications

SUBCHAPTER AL-17 WESTERN PLEASURE-VINTAGE RIDER

AL162 General

AL163 Appointments

AL164 Qualifying Gaits

AL165 Western Pleasure – Vintage Rider Class Specifications

SUBCHAPTER AL-18 VERSATILITY DRIVING TO ENGLISH

AL166 General

AL167 Appointments

AL168 Qualifying Gaits

AL169 Versatility Driving to English Class Specifications

SUBCHAPTER AL-19 VERSATILITY ENGLISH TO WESTERN

AL170 General

AL171 Appointments

AL172 Qualifying Gaits

AL173 Versatility English to Western Class Specifications

SUBCHAPTER AL-20 DRIVING

AL174 General

SUBCHAPTER AL-21 FORMAL DRIVING

AL175 General

AL176 Appointments

AL177 Qualifying Gaits

AL178 Formal Driving Class Specifications

SUBCHAPTER AL-22 SHOW PLEASURE DRIVING

AL179 General

AL180 Appointments

AL181 Qualifying Gaits

AL182 Show Pleasure Driving Class Specifications

SUBCHAPTER AL-23 COUNTRY PLEASURE DRIVING

AL183 General

AL184 Appointments

AL185 Qualifying Gaits

AL186 Country Pleasure Driving Class Specifications

SUBCHAPTER AL-24 PLEASURE DRIVING

- AL187 General
- AL188 Appointments
- AL189 Qualifying Gaits
- AL190 Pleasure Driving Class Specifications

SUBCHAPTER AL-25 TRADITIONAL TYPE CARRIAGE DRIVING

SUBCHAPTER AL-26 ANDALUSIAN NATIVE (CONTEMPORARY) TACK AND ATTIRE

- AL191 General
- AL192 Appointments
- AL193 Attire

SUBCHAPTER AL-27 ANDALUSIAN HERITAGE (HISTORICAL) TACK AND ATTIRE

- AL194 General
- AL195 Appointments
- AL196 Qualifying Gaits
- AL197 Andalusian Heritage (Historical) Tack and Attire Class Specifications

SUBCHAPTER AL-28 FANTASY COSTUME - OPEN TO PUREBRED AND HALF-ANDALUSIAN HORSES

- AL198 General
- AL199 Appointments
- AL200 Qualifying Gaits
- AL201 Fantasy Costume Class Specifications

SUBCHAPTER AL-29 LONG REINING

- AL202 General
- AL203 Appointments
- AL204 Qualifying Gaits
- AL205 Required Movements
- AL206 Required Tests

SUBCHAPTER AL-30 JUNIOR EQUITATION

- AL207 General
- AL208 Saddle Seat Equitation
- AL209 Hunt Seat Equitation
- AL210 Western Equitation
- AL211 Walk-Trot Equitation – 10 and Under

SUBCHAPTER AL-31 JUNIOR EXHIBITOR SHOWMANSHIP IN HAND

- AL212 Junior Exhibitor Showmanship In Hand

SUBCHAPTER AL-32 ANDALUSIAN & HALF ANDALUSIAN PLEASURE

JUNIOR EXHIBITOR

AL213 General

AL214 Appointments

AL215 Qualifying Gaits

AL216 Andalusian and Half Andalusian Pleasure – Junior Exhibitor Class Specifications

SUBCHAPTER AL-33 REINING

SUBCHAPTER AL-34 WESTERN TRAIL HORSE

SUBCHAPTER AL-35 WESTERN RIDING

SUBCHAPTER AL-36 WALK – TROT

AL217 Walk - Trot Green Horse

AL218 Walk - Trot Equitation Green Rider

SUBCHAPTER AL-37 LIBERTY

AL219 Generals

AL220 Appointments

AL221 Qualifying Gaits

AL222 Class Specifications

SUBCHAPTER AL-38 HALF ANDALUSIANS

AL223 General

SUBCHAPTER AL-39 HALF ANDALUSIAN COSTUME

AL224 General

AL225 Appointments

AL226 Qualifying Gaits

AL227 Half Andalusian Costume Class Specifications

SUBCHAPTER AL-40 HALF ANDALUSIAN DRIVING

AL228 General

AL229 Appointments

AL230 Qualifying Gaits

AL231 Half Andalusian Driving Class Specifications

SUBCHAPTER AL-41 DRESSAGE ANDALUSIAN/LUSITANO

AL232 General

AL233 Championships

SUBCHAPTER AL-42 DRESSAGE SPORT HORSE IN HAND

AL234 Dressage Sport Horse In Hand

**SUBCHAPTER AL-43 DOMA VAQUERA-OPEN TO PUREBRED
AND HALF-ANDALUSIAN HORSES**

AL235 General

AL236 Judging Criteria

AL237 Appointments

AL238 Attire

AL239 Gaits and Maneuvers

AL240 Patterns

SUBCHAPTER AL-44 WORKING EQUITATION ANDALUSIAN/LUSITANO

AL241 Overview

AL242 Functionality Phase

AL243 Ease of Handling Phase

AL244 Speed Phase - Obstacles at Speed

AL245 Team Cattle Work Phase

AL246 Competition Management

CHAPTER AL ANDALUSIAN/LUSITANO DIVISION

For further information regarding Andalusian/Lusitano and Half-Andalusian competitions, contact the International Andalusian and Lusitano Horse Association, 101 Carnoustie North, Box 200, Birmingham, AL 35242, (205) 995-8900

SUBCHAPTER AL-1 GENERAL QUALIFICATIONS

AL 100 General

IALHA Conformation Judging Forms, Functionality Judging Forms, Best Movement Score Sheet, Functionality Test Pattern, Halter Pattern and Working Equitation Tests may be obtained by either contacting IALHA in writing, downloading from the IALHA website at www.ialha.org, or downloading from the USEF website at www.usef.org from the Andalusian/Lusitano page, Forms and Guidelines tab.

AL101 Eligibility to Compete

1. Purebred and Half-Andalusian horses to be shown in a local or regional competition must be registered with or application for registration made to IALHA. Weanlings and yearlings are eligible if both parents are either registered or application has been made to register them with IALHA. In order to be qualified to enter the ring in a National Championship class, the horse must be registered with the IALHA and a copy of the registration papers on file with the Competition Secretary. Weanlings and yearlings may enter a National Championship Class without a copy of the registration papers on file with the Competition Secretary if and only if the Competition Secretary has received a letter from the IALHA Registrar or Half-Andalusian Registration Secretary identifying the weanling or yearling and certifying that each and every requirement for registration of such weanling or yearling has been met and the registration certificate will be issued. Lineage must be traceable back to the Spanish or Portuguese Stud Books. Copies of registration papers must be mailed with entries or presented at each competition.
2. Half Andalusians may not be shown together with Purebred Andalusian/Lusitanos except in the following classes: Junior Equitation, Showmanship, Western Trail, Western Riding, Doma Vaquera, Reining, Dressage, Musical Free Style, Fantasy Costume, Green Rider and Working Equitation.
3. All horses entered must be serviceably sound, show no signs of lameness and be in good condition. Horses with loss of sight in one eye may compete in performance classes only.
4. Each horse shall be shown in its entire natural splendor with a full mane and tail or in the traditional Andalusian style. **The following description is of the traditional Andalusian style of presentation.** Weanlings of both sexes are seen with their forelock shaved, their manes roached or shaped to enhance the shape of the neck, and all tail hairs shaved. Yearling fillies are shown with the tail shaved from the tail head to below the vulva except for a small bob. The hairs are banded, and are above the hock. Yearling colts are shown with no forelock, the mane in the same condition as the yearling fillies, but the tail is shaved, or permitted to grow and banded for neatness. Two year and older colts and stallions are shown in full mane and tail. Two year and older fillies are shown with or without a forelock, roached or shaped mane, tail shaved at the tail head to below the vulva and the hairs which grow from the bottom now reach the hocks and are banded for neatness. Mares three and over are shown with or without a forelock, roached or shaped mane and their tails are shaved from the tail head to the bottom of the vulva. The hairs at the end of the tail may now be permitted to grow as long as they would naturally, but are always banded for a neat presentation (generally between the hock and fetlock). Whichever method of presentation an exhibitor selects is appropriate, but there may be no mixing of components, i.e. shaping the mane of the colt after age two, or shaping the mane of the mare, but allowing all the hair on her tail to grow.
5. It is recommended that bridle paths not exceed a maximum of four inches. The addition of supplemental hair in mane or tail shall be cause for disqualification. Braiding is optional.
6. The use of dyes or other coloring is prohibited including hoof blackening products. The use of clear hoof polish is

- permitted. The use of glitter on or in the mane, tail, hair, or hooves is prohibited.
7. Any horse is considered to be one year old on the first day of January following the actual date of foaling.
 8. No horse may be shown under saddle until it is at least three years old.
 9. No horse may be shown in a driving class until it is at least two years old.
 10. The use of or the application of, to or into any horse (other than legal levels of allowed medications) any foreign or caustic substance, such as ginger, mustard, pepper, abrasives, etc., which would alter or influence a horse's natural carriage, movement or behavior, is prohibited.
 11. The injecting of any foreign substance into a horse's tail, the cutting of tail ligaments, soreing or maiming of feet, or any such practice which would alter or influence a horse's natural carriage, movement or behavior, is prohibited.
 12. Stallions may be handled, ridden or driven by women and Junior Exhibitors. Exception: Stallions are prohibited in Walk-Trot Equitation 10 & Under (AL211.1), Walk-Trot Green Rider (AL218.1) and Junior Exhibitor Showmanship In-Hand (AL212.1).
 13. Junior Exhibitors are required to wear protective headgear in all Hunter, Jumper and Hunter Equitation classes in conformity with GR801.
 14. If a rider falls off of his/her horse during a class, it is at the discretion of the judge whether or not the rider is allowed to continue or is excused. **Exception: See AL-44 for falls during Working Equitation classes. BOD 1/16/16 Effective 4/1/16**
 15. Horses must be shown without artificial appliances. Anything that alters the intended use of equipment as provided for in the description of appointments for a given class is considered to be an artificial appliance. This includes but is not limited to tongue ties and/or mouth ties. Gag bits are prohibited. Action produced by artificial methods shall be penalized. The use of chains, rollers or similar devices on the competition grounds during or before a competition are prohibited and the show committee shall bar violators from further participation for the remainder of the competition, and violator(s) shall forfeit all entry fees and winnings for the entire competition.
 16. Any action(s) against a horse by an exhibitor, which are deemed excessive by a judge, Federation steward or competition veterinarian, in the competition ring or anywhere on the competition grounds may be punished by official warning, limitation or other sanctions which may be deemed appropriate by the show committee. Such action(s) could include, but are not limited to, excessive use of whip and spurs.
 17. Judges must eliminate from judging consideration any horse which shows aggression or discontent toward its handler, rider or any person in the ring.
 18. Horses showing signs of undue stress or inhumane treatment must be penalized. The exhibition of a horse that has a cut or abrasion showing clear evidence of fresh blood in the mouth, nose, chin, shoulder, barrel, flank or hip area must be considered to be ineligible to receive an award in that respective class.
 19. Judges must excuse from the ring any horse that possesses a whip mark (welt) on any portion of the horse. A whip mark or welt is an inflammation of skin and subcutaneous tissue resulting in a swelling in extreme cases is an abrasion or laceration. The cardinal signs of inflammation include heat, pain (sensitivity or palpation) and swelling. The judge(s) finding of fact with respect to the presence or absence of a whip mark (welt) evident during a class shall be final and no appeal may be taken thereon. The judge(s) shall make written finds of fact which shall be delivered to the Federation steward with respect to any horse excused under this rule. In a class that is judged by more than one judge, if a judge in that class believed that an entry has a whip mark, that entry must be examined by all judges of the class and each judge must determine if a whip mark exists. If a majority of the judges of that class determine that whip mark exists, the entry must be excluded from the ring, according to the specification set forth in this article. If a majority of the judges determine there is not a whip mark, then each judge who is of the minority opinion shall submit his or her own written finding of fact and shall have the authority to eliminate said entry from further consideration
 20. The following classes do not affect Maiden status of the horse: English Pleasure Pro-Am, Western Pleasure

21. Electronic communication devices used for purposes of coaching exhibitors during a competition shall be prohibited in all classes in the Andalusian/Lusitano Division. Exhibitors with a permanent hearing impairment are permitted to use an electronic communication device upon submission of a written certification from a treating medical professional's office certifying the permanent hearing impairment and certifying the requirement of an electronic communication device. The certifying medical certification must be provided to the competition Steward within a reasonable time prior to competing who shall attach a copy to the Steward report.
22. An exhibitor with a disability (other than hearing), will be provided reasonable accommodation upon submission of a written certification from a treating medical professional's office certifying the disability and identifying the accommodation necessary for the exhibitor to compete safely. The medical certification must be provided to the competition Steward within a reasonable time prior to competing who shall attach a copy to the Steward report.

AL102 Breed Standards

1. The horse is known for agile movements, elevated, extended, harmonious and cadenced. The horse has great facility to adopt various aptitudes and to conquer difficulties, as if with special predisposition for collection and the turns over the haunches. The horses have an easy response to the command and the mouth is additionally soft, for a result that is obedient and of extraordinary comfort. The horses are temperate and hardy, serviceable and energetic, noble and docile. They learn rapidly and participate intimately with the rider. Their principal service is as a mount, with great ability for "alta escuela" (dressage and airs), bullfighting, light teams or carriages and with special conditioning for handling cattle running in range conditions.
2. The head should be in proportion to the overall size and weight of the horse. It should be rectangular in shape, and of medium length, with a long jaw that is not overly pronounced. Profile: straight or convex, nostrils are elongated and arched. Eyes: large, lively, showing a kind and alert expression, their shape is triangular with a permanently raised eyebrow. The ears are attached slightly lower on the side of the head compared to other breeds, but must stand up straight without a curl to the inside or falling to the outside. The size must be in proportion to the head. Mares sometime have longer, narrower ears. The neck should be of medium length, solidly built and lightly arched with neither a heavy crest nor a thick throat. Withers should be prominent, moderately wide, and muscular. The shoulder should be long, broad, well sloping and powerfully muscled. Ribs are well sprung and oval. Forearms should be large, well muscled and in correct proportion to the width of the chest. Cannon bones are substantial, slightly longer, lean and in proportion to the horse's height. The back should be of medium length, straight and horizontal. The loin shall be broad, short and strong. Croup should be gently sloping and nicely rounded with a low set, thick tail fitted following the curvature of the croup. Viewed from the rear the tail should be carried straight, hips should be strong and rounded, and there should be a well muscled thigh and gaskin of medium length. Hind leg cannon bones should be of proportioned length and clean tendons. The hock should be straight and well defined. The pasterns should be of medium slope and length and be well flexioned. Hooves are round and of proportionate size.
3. The height at the withers varies from 15 hands to 16.1 hands with an occasional individual under or over. Mares should be feminine and males should be masculine. Andalusians shall be medium in length, and if other than medium, excessive length of body is less desirable than short length. Movement: elevated, extended, harmonious and cadenced with roundness yet always moving forward.
4. To be penalized are less than desirable Andalusian traits: Concave frontal nasal profiles and the ultra convex nasal profiles. Excessively large heads, forehead too wide and flat. Eyes bulging or round, orbital arches protruding. Nose square and wide, nostrils round. Ears too big, fallen, too closely set and with abnormal movement. Neck too short, low set neck or thick throatlatch. Low withers, swayback, or back tent-shaped. Poorly muscled, thin or weak rib structures, cylindrical thorax, chest and barrel not deep enough. Tail set too high, or too loosely set. Cow hocks

or uneven hocks. Pasterns too long or excessively short and vertical. Movements displaying poor elevation, irregular tempo or excessive winging.

AL103 Shoeing

1. Any machine made (keg) or handmade shoe made of magnetic steel, mild steel or aluminum is allowed. No part of the shoe may exceed the dimensions of 3/8" thick by 1 1/8" wide (nail heads and/or toe clips are not considered when measuring the shoe). The shoe may be of any type and configuration except in the case of a bar shoe, the bar may not extend below the ground surface of the shoe.
2. Maximum length of toe is 4 3/4".
3. In under saddle or driving performance classes, the use of a single therapeutic pad per hoof with a maximum thickness of 1/8" is allowed as long as the overall length of the toe measurement (see GR510) does not exceed the maximum toe length of 4 3/4". Acceptable pads of 1/8" thickness include full pads and rim pads. Wedge pads may be no greater than 1/4" thick at its maximum thickness. Full pads must be made of clear plastic and if the frog and sole of the hoof is covered, the pad must be made of clear plastic. Leather pads are not permitted. The introduction of a foreign material within the pad, between the pad and shoe, or between the pad and hoof designed to add additional weight or enhance action is strictly prohibited. Material with anti-concussive qualities such as rubber, oakum, pine tar, silicone, foam rubber, latex, etc. may be used between the pad and hoof for additional support. Pads are not permitted in halter classes or best movement classes.
4. Artificial hoof walls are prohibited. Exception: repairs to hooves that follow the natural line of the hoof.
5. At the discretion of a judge or a steward officiating at a licensed Andalusian Competition, or at the request of the Show Committee (See GR1201), inspection (including measuring the shoe, presence of a pad, and measurement of hoof length) may be required. Shoes cast after entering or before exiting the arena in any class shall be inspected.
 - a. A random inspection of horses at all National, Regional and qualifying shows may be required. Said inspection shall be performed by a licensed steward or judge designated by the Show Committee (The Show Committee may, at its discretion designate more than one licensed official to perform inspections). Any trainer, exhibitor and/or agent of a horse subject to the inspection each may request to be present and heard while said inspection is being performed by said licensed official(s). Prior to any disqualification and/or other penalties imposed on a horse at a competition, the inspecting officials shall make reasonable efforts to notify and have present the owner(s), and trainer(s) of said horse, or agent(s) at the inspection. The inspecting officials shall take possession of any shoe and/or pad, and measure the shoe with a USEF approved shoe gauge. Measurement of hoof length shall be made in accordance with GR510. In the event that the inspecting officials find a violation of the shoe measurement, hoof length, and/or pad the horse shall be disqualified for the entire competition, and the owner shall be required to forfeit all prize money, sweepstakes, futurity and trophies, entry fees, ribbons and points won at said competition by said horse. Additionally, if any forbidden foreign material is found on the hoof, the steward shall file a charge against the trainer(s) and/or owners with the Federation Hearing Committee in accordance with the General Rules. The trainer and/or owner of a horse found to be shod with any forbidden material as described is subject to whatever penalty or penalties are assessed through the charge process.
6. In the event of a shoe cast during the progress of a class, see GR804 and GR833.
7. Shoes are not permitted on weanlings or yearlings.
8. All horses competing in the Andalusian and Half Andalusian reining sections shall be exempt from shoeing regulations. This does not exempt horses that are cross entered into any other classes from compliance with applicable shoeing requirements while competing in those classes.

SUBCHAPTER AL-2 HALTER CLASSES

AL104 General

1. There shall be separate In-Hand classes for Purebred and Half-Andalusian horses.
2. A lack of required appointments shall result in immediate disqualification.
3. The length of lead shall not exceed 12' from the point of attachment.
4. A suitable headstall equipped with a throat latch is mandatory. If a Serreta is used, it must be leather covered or wrapped and adjusted snugly to avoid injury.
5. Whips are not to exceed six (6) feet including snapper.
6. Handlers shall wear either jumpsuits or dress slacks and long sleeve shirts. No denim allowed. Ties, kerchief, bolo tie, brooch or pin and appropriate leather shoes, dress shoes or boots are required. Sweaters, vests, coats or traditional Spanish (Traje Corte) or Portuguese (Campino) attire are optional. Tuxedos are appropriate for evening classes only.
7. Disqualifiers: Falling or fallen crest or ewe neck. Colts and stallions two years and older that do not have both testicles descended.

AL105 Conduct and Specifications

1. Emphasis shall be placed on type, conformation, quality, way of going, substance and manners. Half Andalusians will be judged on conformation, quality, way of going, substance and Andalusian type, in that order. The Half-Andalusians may show characteristics of any other breed. The foregoing first three qualities shall take precedence in adjudication of in hand classes over breed type.
2. An Exhibitor is any person who holds, walks or trots a horse in the competition arena. No Exhibitor may hold more than one horse at a time in the arena.
3. Every exhibitor is required to sign an entry blank and must be a Federation member or pay a Show Pass fee.
4. Horses are to be shown in-hand at a walk and trot. The following procedures shall be followed in all In-Hand classes. At all IALHA Regional and National level competitions, all entries, including post entries, in a class must be drawn for position and enter the ring in that order. The order will be posted at least 30 minutes prior to the start of the class. This procedure may be used at other recognized competitions at the discretion of competition management. Horses shall enter the arena at a relaxed walk in a counterclockwise direction. Failure to completely clear the gate at a walk shall require the horse to reenter at the proper walk. The horse shall then strike a trot until reaching its designated position in line, as directed by the ringmaster or judge(s). When asked, the exhibitor shall walk the horse from the rail to the Ring Master. At the direction of the Ring Master, the exhibitor will walk the horse parallel to the long side of the arena toward the judge(s) for a minimum of thirty (30) feet, turn the horse in either direction, without stopping, and walk the horse back to the starting point [away from the judge(s)]. Without stopping, the exhibitor will turn the horse in either direction and trot the horse parallel to the long side of the arena toward the judge(s) and past the judge(s) for a minimum of sixty (60) feet. The exhibitor will then turn the horse in either direction and trot back to the judge(s) position, where the horse will then be presented to the judge(s). If the exhibitor circles the horse during the trotting process, only one intentional circle at either end will be allowed (total of two circles). Exhibitors are allowed to reposition the horse if it moves ahead of the exhibitor without fear of penalization or disqualification. However, it is within the judge's discretion to penalize an exhibitor who must do this repeatedly to maintain control of the horse. The horse should stand with front legs square. Back legs should be positioned either squarely or just inside a square. Back legs are permitted to be slightly split with one slightly behind the other as long as all four remain inside the square. The horse should not be stretched under any circumstances. If an exhibitor stands a horse stretched, the judge(s) will ask the exhibitor to reposition the horse. A horse is considered stretched if front legs are in front of the vertical and/or rear legs are behind the vertical. A horse is considered not stretched if all four feet are flat on the ground and at least one front and one rear cannon bone are perpendicular to the ground. After examination, horses shall trot away from the judge back to the rail and around the arena to

the end of the line. After completion of individual presentation, the class as a group must reverse in a clockwise direction and quietly walk single file, with whip at the exhibitor's side. The lead line must maintain a clearly discernible drape, i.e. the exhibitor must not place their hand on the chain or close enough to in any way restrict natural head and neck motion. Also, the exhibitor may not unnecessarily impede the forward motion of the horse while at the walk. After the last horse has completed one circuit of the arena, the class will reverse back to counterclockwise direction and all entries shall line up on the rail for final placement.

5. If an exhibitor is to handle more than one entry in the class, he must have present in the arena an additional exhibitor to facilitate the transfer of the horses.
6. The portions of the above sections of this rule pertaining to more than one exhibitor do not apply to any amateur classes or Best Movement performance classes in which only one horse is permitted per exhibitor.
7. The Champion and Reserve Champion Senior Stallion, Mare and Gelding, Junior Stallion & Mare and Champion Colt, Filly & Junior Gelding may have all four feet measured and may have one front shoe removed immediately upon leaving the competition ring. Official veterinarian, Federation Steward or Federation Judge and competition manager shall supervise and IALHA shall cover the expense of this procedure.
8. Individual competition management may preclude the use of whips at any competition.
9. Excessive shanking shall be penalized at the judge(s) discretion. A horse that appears to be intimidated by the handler will be penalized. Excessive use of the whip or actions that may disturb other entries shall be severely penalized. Judge(s) may excuse any entry deemed in violation of these restrictions.
10. Functionality:
 - a. Purebred Stallions 5 years old and older entered in their respective halter classes must compete in a ridden functionality test which counts as 25% of the horse's total conformation score. In functionality, horses are shown at working gaits of the walk, trot/jog and canter/lope. Lengthening of gaits may be called for by the judge(s).
 - b. Exhibitors shall enter at trot in a counterclockwise direction. All horses shall be worked at all gaits in both directions. In the lineup, horses must stand quietly and may be asked to back individually.
 - c. Spanish, Portuguese or any tack and attire acceptable in any of the under saddle classes described in the A/L section of the USEF rulebook may be used, but styles must not be mixed.
 - d. Whips (no longer than 47.2 inches or 120 cm) and spurs are allowed.
 - e. Horses are judged on the following:
 1. Freedom and regularity of gait in the walk, trot, and canter.
 2. Impulsion, engagement of the hindquarters and balance.
 3. Continuity of the cadence, and desire to move forward.
 4. Manners and attitude must be strongly considered.
 - f. All classes restricted to amateur handlers (ATH) are excluded from the requirement for functionality testing regardless of the age of the stallion.
 - g. Champion Stallion and Champion of Show classes are excluded from the requirement for functionality testing.

AL106 Championships

1. For purebreds and Half Andalusians:
 - a. Junior Breeding or In-Hand Championships may be offered for 4 year olds and under; Senior Breeding or In-Hand Championships may be offered for 5 year olds and over.
 - b. In the Breeding and In-Hand section, the Championship and Reserve Championship will be awarded to horses that have placed first or second in their qualifying classes. Only first place winners in qualifying classes may be chosen as champion. First and second place horses from all classes must compete in their respective championship classes or forfeit their prizes. (Exception: In the event that either of the top two placings in any class fail

AL - ANDALUSIAN/LUSITANO DIVISION

to show back in their championship, the subsequent two places are eligible to move up in the order and compete in that Championship.) After the Championship has been awarded, the second place horse from its age group shall move up to the front line and be judged equally with the remaining first place horses for the Reserve Championship.

- c. If a Show Grand Championship is held, all Champion and Reserve Champion ribbon winners are eligible to compete.

AL107 Get of Sire and Produce of Dam

1. Get of Sire and Produce of Dam classes shall have at least two purebred entries, entered under the name of the sire or dam, with one handler per entry.
2. Entries shall be presented under the same provisions as Halter/In-Hand above, except a walk or trot is optional. No halter pattern is used for this class.
3. More than one set of entries per sire or dam may be presented in the same class.
4. Entries shall be judged on reproductive likeness, uniformity, and quality of breed characteristics, conformation and similarity.
5. Sire or dam are not required to be present, except dam must be present in the case of an entry which is a nursing foal.

AL108 Gold Medal Movement Award

1. To be awarded to the best moving horse in all classes in which Gold Medal Movement Awards are offered.
2. This award will be given to the horse in each halter class who has the highest total of the scores given for the walk and the trot on its Conformation Judging Form.

AL109 Cobra of Mares

1. An entry consists of three mares and/or fillies.
2. It is optional to show horses at the walk or trot as detailed for Halter/In-Hand classes. No halter pattern is used for this class.
3. Emphasis shall be placed upon reproductive likeness, uniformity, and quality of breed characteristics, conformation and similarity.
4. A handler and a tailer are allowed per entry.

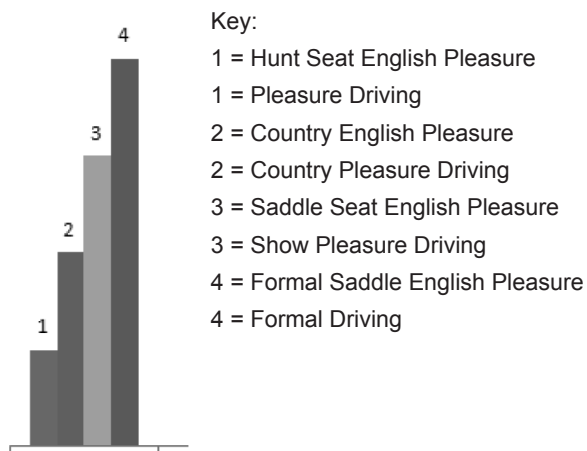
SUBCHAPTER AL-3 PERFORMANCE CLASSES

AL110 General

UNLESS STATED OTHERWISE, IN ALL CLASSES WHERE HORSES COMPETE COLLECTIVELY:

1. Exhibitors shall enter at a trot in a counterclockwise direction. All horses shall be worked at all gaits both ways of the ring.
2. Ladies and Gentlemen classes are restricted to Amateur riders and drivers only.
3. Judges are required to consider the performance of each gait equally in adjudicating each class.
4. In the lineup, horses must stand quietly and may be asked to back individually or as a group.
5. Light contact with the reins must be maintained at all gaits.
6. Martingales and tie downs are prohibited
7. Bandages and boots of any type are prohibited.

8. Junior horses may be shown in a snaffle (or a bosal in Western Pleasure); once shown in a curb type bit, they may not be shown back in a snaffle (bosal).
9. Spurs, whips, or crops are optional.
10. Excessive speed at any gait must be penalized.
11. Protective headgear may be worn without penalty (See GR801.4).
12. There will be no cross entries allowed between the following sections at any IALHA sanctioned competition.
 - a. Formal Driving/Formal Saddle
 - b. Show Pleasure Driving/English Pleasure Saddle Seat
 - c. Country Pleasure Driving/Country English Pleasure
 - d. Pleasure Driving.
13. RANGE OF TROT FOR ENGLISH AND DRIVING HORSES. Range of motion varies for the different English and Driving classes. This section is intended to show the relationships between motions in these classes. This description is NOT intended to set a literal standard. Motion is just one part of a horse's performance, which includes many other components of evaluation. Motion involves proper balance between the front and the rear end. Significant rear-end engagement and impulsion are equally important parts of a horse's overall motion. Regardless of the height of the trot, a horse should show a rhythmic, cadenced gait with adequate suspension and freedom of movement, versus a tight, "trappy" movement. The following diagram shows the relative levels of motion for the various classes:



SUBCHAPTER AL-4 BEST MOVEMENT

AL111 General

1. Open to Purebred Stallions, Mares and Geldings of all ages.
2. To be judged on movement only and not conformation.

AL112 Appointments

Refer to AL104.

AL113 Qualifying Gaits

1. Horses are to be shown In-Hand as they would in a halter class.
2. Four-beat walk showing as much overstep of the front hoofprint by the hind hoofprint as possible.
3. Animated trot with emphasis on extension, suspension and a balanced cadence with impulsion.

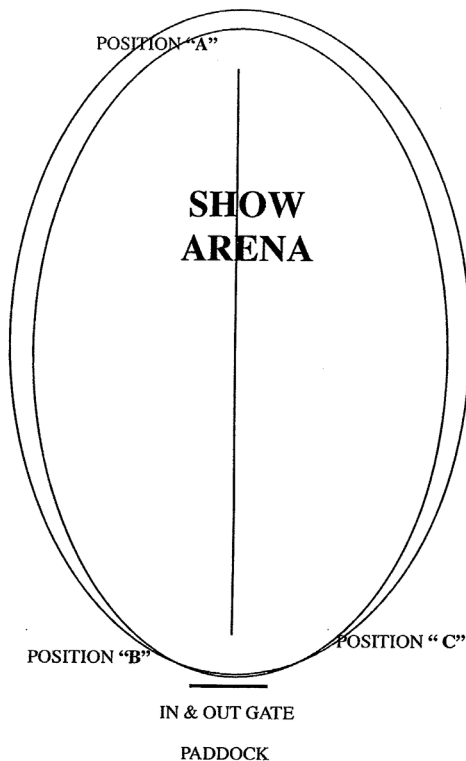
AL114 Best Movement Class Specifications

1. Best Movement Pattern:

Horses enter the arena through the in gate at a trot and trot counterclockwise to Position A, come down to a walk and proceed at the walk to Position B. After all horses are in the arena and lined up, each horse will trot straight down the center of the arena to the opposite end, come down to a walk turn right (clockwise) and walk around the arena to Position C. After the last horse has trotted, the horses will walk on the rail to the right, (clockwise), single file to Position A. Each horse will then trot straight down the center and turn to the left (counterclockwise) and walk back to Position A. After all horses have been reviewed individually, they will be asked to walk on the rail until requested to stop and maintain position.

2. Equal emphasis must be given to the walk and the trot and a separate numerical score for each gait will be given. Decimals may be used.

3. Scores and placings will be determined by the summation of the two scores given for the walk and the trot. The higher score will receive the higher placing. Andalusian Best Movement Scoresheets must be used. The official score-sheet is available from the Federation.



Best Movement Pattern

SUBCHAPTER AL-5 ENGLISH PLEASURE – FORMAL SADDLE HORSE

AL115 General

1. Horses must be brought back to the walk before being asked to make the transition from the trot to the canter.
2. The judge may not request that gaits be performed only on the snaffle or curb.

AL116 Appointments

1. Bridles shall be the light show type. Full bridles or Pelham bits must be used. Exception: Junior horses may be shown in a snaffle bit in any class within this section. Once shown in a curb type bit, they may not be shown back in a snaffle.
2. A cut back English saddle is required. The girth must be of leather, web, string or other suitable material.

3. Informal saddle seat dress is suggested for pleasure classes. It consists of a jacket and jodhpurs with a derby or soft hat. Formal riding habits are not permitted prior to evening classes except for Regional or National Championship classes.

AL117 Qualifying Gaits

1. Animated Walk – A lively, animated and graceful walk that could be loosely termed a four-beat gait, but which does not give the appearance of being a jog or a prance. It should be judged as a separate entity and not merely as a transition gait.
2. Animated Trot – Executed in a highly collected manner. The horse's energy should be directed toward animation rather than speed. This gait requires extreme knee flexion and use of the shoulder for a balanced, graceful extension to the point where the horse does not significantly move forward. The hocks should remain well under and be lifted and not driven to the rear. The most desirable animated trot gives a balanced appearance from front and rear.
3. Canter – A three-beat gait which is to be collected, animated, true, smooth, unhurried, straight and correct on both leads. Loss of form due to excessive speed must be penalized.

AL118 English Pleasure Formal Saddle Horse Class Specifications

1. In OPEN, MAIDEN, NOVICE, LIMIT, STALLION, MARE, and GELDING classes, horses will be judged on brilliant performance, presence, quality, type, manners and conformation. To be shown at the animated walk, the animated trot and canter.
2. In AMATEUR, AMATEUR OWNER, LADIES, GENTLEMEN and JUNIOR EXHIBITOR classes, horses will be judged on brilliant performance, manners, type, quality, and suitability of horse to rider. To be shown at the animated walk, the animated trot and canter.
3. In JUNIOR HORSE (three, four and five years old) classes, horses will be judged on quality, brilliant performance, type, conformation and manners. To be shown at the animated walk, the animated trot and canter.

SUBCHAPTER AL-6 ENGLISH PLEASURE - SADDLE SEAT HORSE

AL119 General

1. Horses must be brought back to the walk before being asked to make the transition between the trot to the canter.
2. The judge may not request that gaits be performed only on the snaffle or the curb.
3. It is imperative that horses give the distinct appearance of being pleasurable to ride and display a pleasurable attitude. Vitality and presence are highly desirable and obedience to the rider of prime importance. All gaits must be performed with willingness and obvious ease, cadence, balance and smoothness.
4. Excessive speed at any gait must be penalized.

AL120 Appointments

1. Bridles shall be the light show type. Full bridles or Pelham bits must be used. Exception: Junior horses may be shown in a snaffle bit in any class within this section. Once shown in a curb type bit, they may not be shown back in a snaffle.
2. A cut back English saddle is required. The girth must be of leather, web, string or other suitable material.
3. Informal saddle seat dress is suggested for pleasure classes. It consists of a jacket and jodhpurs with a derby or soft hat. Formal riding habits are not permitted prior to evening classes except for Regional or National Championship classes.

AL121 Qualifying Gaits

1. Walk - A four-beat gait which is to be true, flat-footed and ground covering.
2. Normal Trot - A two-beat gait which is balanced overall, relaxed, and easy going with elasticity and freedom of

AL - ANDALUSIAN/LUSITANO DIVISION
movement.

3. Strong trot - To be faster with lengthened stride, maintaining balance, ease and freedom of movement.
4. Canter - A three-beat gait which is to be smooth, unhurried, straight and correct on both leads.
5. Hand Gallop - To be a faster gait, with a lengthened stride. It should be mannerly and controlled, straight and correct on both leads.

AL122 English Pleasure – Saddle Seat Class Specifications

1. In OPEN, MAIDEN, NOVICE, LIMIT, STALLIONS, MARES, AND GELDING classes, horses will be judged on performance, manners, type, quality, and attitude except as noted below. To be shown at the walk, normal trot, strong trot, canter and hand gallop.
2. In AMATEUR, AMATEUR OWNER, LADIES, GENTLEMEN AND JUNIOR EXHIBITOR classes, horses will be judged on manners, performance, quality, attitude and suitability of horse to rider. To be shown at the walk, normal trot and canter.
3. In JUNIOR HORSE (three, four and five years old) classes, horses will be judged on quality, type, performance, attitude and manners. To be shown at the walk, normal trot and canter.

SUBCHAPTER AL-7 ENGLISH PLEASURE COUNTRY

AL123 General

1. A judge may not request that gaits be performed only on the snaffle or curb.
2. It is mandatory that horses be asked to halt on the rail, stand quietly, back and walk off on a loose rein, at least one direction of the arena.
3. It is imperative that the horse gives the distinct appearance of being a pleasure to ride. A quiet, responsive mouth is paramount.
4. Horses must be brought back to the walk before being asked to make the transition from the trot to the canter.
5. Excessive speed at any gait must be penalized.

AL124 Appointments

1. Bridle shall be light, show type, either single snaffle, single curb, curb and snaffle, or Pelham bit.
2. English-type saddle. No forward seat saddles allowed. Girth shall be either leather, web, string or other suitable material.
3. Informal saddle seat attire is required; no hunt attire. Suggested are conservative colors such as black, blue, gray, beige or brown jacket with matching jodhpurs. Day coat with jodhpurs also permitted. Boots and derby or soft hat required. Contrasting hats, vests and/or tie are acceptable.

AL125 Qualifying Gaits

1. All gaits must be performed with willingness and obvious ease, cadence, balance and smoothness.
2. Walk - A four-beat gait. To be true, flat-footed and ground covering.
3. Normal Trot - A two-beat gait. To be an overall balanced, relaxed, easy going trot with elasticity and freedom of movement. High action MUST be penalized. Posting is required.
4. Strong Trot - A two-beat gait. To be faster with lengthened stride, maintaining balance, ease and freedom of movement. High action MUST be penalized. Posting is required.
5. Canter - A three-beat gait. To be smooth, unhurried, straight and correct on both leads.
6. Hand Gallop - To be a faster gait, with a lengthened stride. It should be mannerly and controlled, straight and correct on both leads.

AL126 English Pleasure Country Class Specifications

1. In OPEN, MAIDEN, NOVICE, LIMIT, STALLIONS, MARES and GELDING classes, horses are to be judged on attitude, manners, performance, type, quality and conformation. To be shown at the walk, normal trot, strong trot, canter and hand gallop.
2. AMATEUR, LADIES, GENTLEMEN AND JUNIOR EXHIBITOR classes are to be judged on attitude, manners, performance, type, quality and suitability of horse to rider. To be shown at the walk, normal trot, and canter.
3. JUNIOR HORSES (three, four and five years old) are to be judged on attitude, performance, type, quality, conformation and manners. To be shown at the walk, normal trot, and canter.

SUBCHAPTER AL-8 ENGLISH PLEASURE – HUNT SEAT

AL127 General

1. Manes and tails may be braided.
2. Excessive speed at any gait must be penalized.

AL128 Appointments

1. Regulation bridles including a snaffle, Pelham or kimberwicke bit are required. A cavesson type nose band shall also be used with the above bridles. Dropped nose bands, figure eight nose bands and flash nose bands are not allowed. Draw reins, bit converter straps, and/or artificial appliances are prohibited. A judge at his/her own discretion may penalize a horse with non-conventional types of bits or nose bands. Ornamented bridles, browbands, or cavessons are not permitted.
2. English hunt, dressage, combined or side-saddles are permitted.
3. Riders should wear coats of any tweed or Melton for hunting (conservative wash jackets in season), breeches (or jodhpurs) and boots. A dark blue, black or brown hunting cap or hunting derby is mandatory.
4. Spurs; and crops up to 30" in length, are optional.

AL129 Qualifying Gaits

1. It is imperative that the horse give the distinct appearance of being a pleasure to ride and display a pleasurable and relaxed attitude. The neck should be carried lower than that of an English Saddle Seat horse with the head in a more relaxed manner with less bend at the poll.
2. Walk - A four-beat gait. Straight, true and flat-footed. Regular and unconstrained with good reach.
3. Trot - A two-beat gait. Straight and regular. The trot should be mannerly, cadenced and balanced. To be performed at a medium speed with a free-moving, ground-covering stride, with rider posting.
4. Canter - A three-beat gait. Even, smooth, unhurried, correct and straight on both leads.
5. Hand Gallop - To be a faster gait, with a lengthened stride. It should be mannerly and controlled, straight and correct on both leads.

AL130 English Pleasure –Hunt Seat Class Specifications

1. In OPEN, MAIDEN, NOVICE, LIMIT, STALLION, MARE, and GELDING classes, horses will be judged on performance, manners, type, quality, and attitude except as noted below. To be shown at the walk, trot, canter and hand gallop.
2. In AMATEUR, AMATEUR OWNER, LADIES, GENTLEMEN and JUNIOR EXHIBITOR classes, horses will be judged on manners, performance, type, quality and suitability of horse to rider. To be shown at the walk, trot, canter and hand gallop.
3. In JUNIOR HORSE (three, four and five years old) classes, horses will be judged on quality, type, performance,

attitude and manners. To be shown at the walk, trot and canter and hand gallop.

SUBCHAPTER AL-9 ENGLISH PLEASURE – DRESSAGE SUITABILITY

AL131 General

1. Exhibitors may be asked to lengthen or shorten strides, walk on a loose rein, halt, stand quietly and back.
2. Horses should give the appearance of having the potential to become a dressage horse. Horses which have competed above First Level Dressage are not eligible to compete in Dressage Suitability. Slight errors should not be penalized.
3. Trot work to be ridden sitting or rising at the discretion of the rider.

AL132 Appointments

1. Horses must be shown in a snaffle bridle and smooth snaffle bit (as approved in DR121) with cavesson. Drop, flash or figure eight nose bands are permissible.
2. Saddles shall be dressage or all purpose English type.
3. Hunt coat, breeches or jodhpurs, boots or jodhpur boots and hunt cap or dressage derby are required attire.

AL133 Qualifying Gaits

1. Walk - A four-beat gait. Straight, flat-footed and ground-covering. Irregularity of gait should be penalized.
2. Trot - A two-beat gait. The trot should be free, forward and balanced. The hocks well flexed with the hind legs stepping over the foot print of the front foot. Speed is not a factor; the trot should never be hurried.
3. Canter - A three-beat gait. The canter should show impulsion, balance and engagement. The horse's back must be relaxed and supple allowing the hindquarters to reach under and work with moderate power and drive. The horse's neck should be relaxed and carried in a natural position for each individual's conformation.

AL134 Dressage Suitability Class Specifications

The class shall be judged on freedom, regularity and purity of the paces; harmony, lightness and ease of movements; lightness of the forehand and engagement of the hindquarters; acceptance of the bridle with submissiveness throughout, without tension or resistance. Horses are judged on gaits, type and correctness, and manners consistent with United States Dressage Federation (USDF) and Federation rules. Classes may be divided for Open, Amateur, Junior Exhibitor, Stallions, Mares, Geldings and Junior Horses. Slight errors should not be penalized.

SUBCHAPTER AL -10 DRESSAGE HACK

AL135 General

1. The Dressage Hack class is open to any horse, however, once a horse has been entered and shown in a Dressage Hack class that horse may not thereafter be shown in a Dressage Suitability Class.
2. Manes and tails may be braided, secured with thread, yarn or bands. Ribbons or other decorations are prohibited.

AL136 Appointments

1. Horses may be shown in a snaffle bridle with a smooth snaffle bit or a full bridle (As approved in DR121). Drop, flash or figure eight nosebands are permissible when using a snaffle. Regular cavesson nosebands are also permissible with a snaffle or full bridle.
2. English Dressage or English All-Purpose saddles are permitted. Conservative Dressage style saddle pads are required.
3. Martingales of any type, draw reins, other artificial appliances, boots and bandages are prohibited in competition. One whip is permitted in all classes. The whip must not be longer than 47.2 inches or 120cm, including the lash.

- Attire shall be a short riding coat of conservative color, with tie, choker, or stock tie, breeches or jodhpurs, boots or jodhpur boots, a Hunt cap, Derby, Top Hat or protective headgear. Protective headgear may be worn without penalty. (See GR801.4) Gloves of conservative color are recommended. Half chaps and/or leggings are not allowed. Spurs are permitted.

AL137 Qualifying Gaits

- Horses to enter at a working trot, in a counter clockwise direction. Horses will perform working walk, working trot, working canter, lengthened trot and lengthened canter both ways of the arena. Free walk and working trot on long rein with horse stretching forward and down to be performed in at least one direction. Horses may be asked to back four (4) steps on the rail as a group or individually in the lineup. Canter transitions may be called from a walk or trot.
- Trot work to be ridden sitting or rising at the discretion of the rider.

AL138 Dressage Hack Class Specifications

- Classes may be divided for Open, Amateur, Junior Exhibitor, Stallions, Mares and Geldings. If classes are divided, a Championship is recommended. A horse must have been entered, shown and judged in a qualifying class to be eligible for the Championship class.
- In addition to objectives for the Dressage Suitability class, horses should begin to show more thrust (pushing power) and show progression towards a degree of balance and throughness. Horse should be reliably on the bit. A greater degree of straightness, bending, suppleness and throughness is required. There should be a clear distinction between the paces (working and lengthened). The horse's ability as a Dressage mount is to be highly considered.

SUBCHAPTER AL - 11 ENGLISH PLEASURE-PRO AM

AL139 General

- This class will be judged in two parts.
- The professional exhibitor will ride first.
- At the judge's direction, the professional will dismount and the amateur will mount and work the horse in the second direction of the ring.
- The amateur rider need not be an amateur owner.
- This class may be combined with Western Pleasure Pro Am, but never Purebred and Half Andalusians.

AL140 Appointments

Entries to be shown under Formal Saddle Horse, English Pleasure Saddle Seat, Country English Pleasure or Hunt Seat tack, attire and appointments. See AL116, AL120, AL124, and AL128 respectively.

AL141 Qualifying Gaits

Horses will be shown at the walk, trot and canter both ways of the arena.

AL142 English Pleasure Pro-Am Class Specifications

- The professional will be judged as in an open class (i.e., extensions may be asked for at any gait) in the first direction.
- When ridden by the professional rider, the horse will be judged on performance.
- The amateur will be judged under Amateur Rules (i.e., no extensions will be asked for) in the second direction.
- When ridden by the amateur rider, horses will be judged on manners, performance, type, quality, and suitability of horse to rider.

SUBCHAPTER AL-12 ENGLISH PLEASURE - VINTAGE RIDER

AL143 General

1. This class is open to any Amateur rider 45 Years of age or older.
2. Class may be combined with Western Pleasure-Vintage Rider, but never Purebred and Half Andalusians.
3. Excessive speed at any gait must be penalized.

AL144 Appointments

1. Horses to be shown in English Pleasure appointments (Formal Saddle Horse, English Pleasure Saddle Seat, Country English Pleasure or Hunt Seat). Attire should match the seat being ridden.
2. Refer to the specific section for appropriate tack and attire. See AL116, AL120, AL124, and AL128 respectively.

AL145 Qualifying Gaits

1. Walk - A four-beat gait which is to be true, flat-footed and ground covering.
2. Trot - A two-beat gait which is balanced overall, relaxed, and easy going with elasticity and freedom of movement.
3. Canter - A three-beat gait which is to be smooth, unhurried, straight and correct on both leads.

AL146 English Pleasure - Vintage Rider Class Specifications

1. To be judged on manners, performance, type, quality and suitability of horse to rider.
2. To be shown at a walk, trot, and canter both ways of the ring.

SUBCHAPTER AL-13 HUNTER HACK

AL147 Appointments

1. Bridle shall be light, show type; either single snaffle, double (full) or pelham. Kimberwicke bit is permitted. Browbands and cavessons other than hunter or dressage types are prohibited. Unconventional tack such as figure eight, drop, or flash nose bands are prohibited.
2. Saddles shall be any type hunt or all purpose English. Girths of either leather, white web, nylon string or suitable material.
3. Breastplates are allowed.
4. Riders should wear coats of any tweed or Melton for hunting (conservative wash jackets in season), breeches (or jodhpurs) and boots.
5. Spurs and crops up to 30" in length are optional.
6. Exhibitors are required to wear protective headgear in conformity with GR801.2 and .3.

AL148 Qualifying Gaits

1. Entries are to be shown at the walk, trot and canter both ways of the ring.
2. The Hunter Hack horse should move in the same manner as a Working Hunter horse.

AL149 Hunter Hack Class Specifications

1. Horses shall enter the arena and line up at the direction of the ringmaster. Each horse is first required to jump two fences, the first fence to be 2'3" and the second to be 2'6". Fences should be set at increments of 12'. Ground lines are required.
2. Horses to perform a hand gallop one way of the ring after the second fence, halt, back and stand quietly on a loose rein.
3. Horses shall be judged 30% on performance, manners, type, quality and conformation and 70% over fences. Faults to be scored in accordance with the Hunter Division, Subchapter HU-5 Judging.

SUBCHAPTER AL-14 ENGLISH SHOW HACK

AL150 General

1. A judge may not request that gaits be performed only on snaffle or curb.
2. The collected and extended gaits must be called for; i.e., collected walk, extended walk, normal walk; collected trot, extended trot, normal trot; collected canter, extended canter, normal canter and hand gallop.
3. At the discretion of the judge, horses while on the rail may be asked to halt and back.
4. A Show Hack horse is not necessarily a Dressage horse, nor an English Pleasure horse. Elevation and high knee action are not to be emphasized. The Show Hack is a suitable section for the well trained animal. Show Hacks must be balanced and show vitality, animation, presence, clean fine limbs and supreme quality. Soundness is required.
5. Horses may show with a braided mane and tail. Braids maybe secured with tape, yarn or rubber bands.
6. Decorations are prohibited.
7. Excessive speed must be penalized.

AL151 Appointments

1. Bridle shall be light, show type; either single snaffle, double (full) or Pelham. Kimberwicke bit is permitted. Browbands and cavessons other than hunter or dressage types are prohibited. Unconventional tack such as figure eight, drop, or flash nose bands are prohibited.
2. Saddles shall be any type Dressage or all purpose English. Girths of either leather, white web, nylon string or suitable material.
3. Breastplates are allowed.
4. Traditional hack attire consists of conservatively colored coat, breeches and boots. A conservatively colored hunting cap or derby is required.
5. Formal attire consisting of white breeches, top hat and tails may be worn. It is usual to wear such attire after 6:00 pm or in Championship classes.

AL152 Qualifying Gaits

1. A Show Hack horse shall be able to perform all of the gaits with a noticeable transition between the normal, collected, and extended gaits. The horse must be under complete control and easily ridden. Obedience to the rider is of prime importance. If the horse exhibits clear transitions in a balanced and level manner, appearing to be giving a comfortable and pleasurable ride, he is performing correctly for this class.
2. Walk - A four-beat gait. Straight, true and flat-footed. Normal Walk: Regular and unconstrained, moving energetically and calmly forward. Collected Walk: Strides are shorter and higher than at the normal walk. The head approaches the vertical, but should never move behind it. Pacing is a serious fault. Extended Walk: The horse is allowed to lengthen frame and stride while rider maintains light rein contact. The horse should cover as much ground as possible without rushing.
3. Trot - A two-beat gait. Free-moving, straight, rider maintaining light contact with horse's mouth at all times. Normal Trot: Light, crisp, balanced and cadenced. Collected Trot: The horse's stride is shorter and lighter, maintaining balance and impulsion. The neck is more raised and arched than at the normal trot as head approaches the vertical line, never moving behind it. Extended Trot: Maintaining the same cadence and performing at medium speed, the horse lengthens its stride as a result of greater impulsion from the hindquarters. Horse should remain light in rider's hand as it lengthens its frame. Trot work to be ridden sitting or rising at the discretion of the rider.
4. Canter - A three-beat gait. Straight on both leads, smooth. Normal Canter: Light, even strides, should be moved into without hesitation. Collected Canter: Marked by the lightness of the forehand and the engagement of the hindquarters, the collected canter is characterized by supple, free shoulders. Neck is more raised and arched than in normal

AL - ANDALUSIAN/LUSITANO DIVISION

canter as the head approaches the vertical line, never moving behind it. Extended Canter: Maintaining the same cadence, the horse lengthens its stride as a result of greater impulsion from the hindquarters. Horse should remain light in rider's hand as it lengthens its frame.

5. Hand Gallop - To be a faster gait, with a lengthened stride. It should be mannerly and controlled, straight and correct on both leads.

AL153 English Show Hack Class Specifications

1. OPEN, MAIDEN, NOVICE, LIMIT, STALLION, MARE AND GELDING classes to be judged on manners, performance, type, quality, and attitude.
2. AMATEUR, AMATEUR OWNER, LADIES, GENTLEMEN, AND JUNIOR EXHIBITOR classes to be judged on manners, performance, type, quality and suitability of horse to rider.
3. JUNIOR HORSE classes to be judged on quality, type, performance, attitude, and manners.

SUBCHAPTER AL-15 WESTERN PLEASURE

AL154 General

1. Horses are to be reversed to the inside (away from the rail) and will not be asked to reverse at the lope.
2. Light hand contact with the horse's mouth must be maintained at all gaits without undue restraint.
3. Only one hand may be used around the reins, and hands must not be changed. Two hands may be used when a Junior Horse is being shown in a snaffle bit or hackamore.
4. The horse must be ridden with the horse's eyes generally at or above the withers in all gaits.
5. Excessive speed at any gait must be penalized.

AL155 Appointments

1. Any Western type headstall without nose band in conjunction with any standard Western bit shall be allowed.
2. Bits: A standard Western bit is one which has a shank with a maximum overall length of 8 1/2 inches. The mouthpiece shall consist of a metal bar which is from 3/8 inch to 3/4 inch in diameter, varying from the straight bar to a full spade. Jointed mouth pieces are permitted. Flat leather chin strap which must be at least 1/2 inch in width. Any device made of wire, metal or rawhide used in conjunction with or as part of leather chin strap is prohibited. Curb chains are also allowed and must be at least 1/2 inch in width and lie flat against the jaw. Hackamores or snaffle bits (smooth mouth) will be permitted on Junior Horses. Mechanical hackamores are prohibited. Junior Horses are permitted to show in all other Western classes with a snaffle bit or hackamore and riders may use two hands. Once a Junior Horse is shown in a standard Western bit, it may not go back and be shown in a snaffle bit or hackamore in the Western division. A hackamore includes a bosal rounded in shape and constructed of braided rawhide or leather and must have a flexible non-metallic core attached to a suitable headstall.
3. Split reins or closed reins with romal are equally acceptable. When a hackamore is used, attached reins may be of hair, rope or leather. For method of holding reins, see WS102.
4. A riata and hobbles are optional.
5. Entries shall be shown with a stock saddle; silver equipment will not count over a good working outfit. Side saddles are also permitted with proper attire. Tapaderos are prohibited.
6. Whips are not allowed other than with a side saddle.
7. Riders must wear Western hat, long sleeved shirt with any type of collar, trousers or pants and boots (a one piece long sleeved equitation suit is acceptable provided it includes any type of collar). Chaps, shotgun chaps, or chinks are required. A vest, jacket, coat and/or sweater may also be worn. Protective headgear with harness is optional in all classes (not required to be of Western style). Refer to GR801.
8. Spurs are optional.

AL156 Qualifying Gaits

1. Horses are to be shown at a walk, jog-trot and lope on a reasonably loose rein both ways of the ring. Exception: Open classes, horses are to be shown at a walk, jog-trot, lope and hand gallop on a reasonably loose rein both ways of the ring.
2. Walk - A four-beat gait. True, flat-footed and ground-covering.
3. Jog-Trot - A two-beat gait. Free, square, slow and easy.
4. Lope - A true three-beat gait. Smooth, slow, easy and straight on both leads.
5. Hand Gallop - To be a faster gait, with a lengthened stride. It should be mannerly and controlled, straight and correct on both leads.

AL157 Western Pleasure Class Specifications

1. WESTERN PLEASURE, OPEN, MAIDEN, NOVICE, LIMIT, STALLION, MARE and GELDING classes will be judged on performance, manners, type, quality and attitude. To be shown at the walk, jog-trot, lope and hand gallop.
2. In AMATEUR, AMATEUR OWNER, LADIES, GENTLEMEN and JUNIOR EXHIBITOR classes, horses will be judged on manners, performance, type, quality and attitude. To be shown at the walk, jog-trot and lope.
3. In JUNIOR HORSE (3, 4 and 5 years old) classes, horses will be judged on quality, type, performance, attitude and manners. To be shown at the walk, jog-trot, and lope.

SUBCHAPTER AL-16 WESTERN PLEASURE - PRO-AM**AL158 General**

1. This class will be judged in two parts.
2. The professional exhibitor will ride first.
3. At the judge's direction, the professional will dismount and the amateur will mount and work the horse in the second direction of the ring.
4. The Amateur rider need not be an Amateur Owner.
5. This class may be combined with English Pro Am, but never Pure and Half Andalusians.

AL159 Appointments

For tack and attire see AL155.

AL160 Qualifying Gaits

1. Walk - A four-beat gait. True, flat-footed and ground-covering.
2. Jog-Trot - A two-beat gait. Free, square, slow and easy.
3. Lope - A true three-beat gait. Smooth, slow, easy and straight on both leads.

AL161 Western Pleasure Pro-Am Class Specifications

1. Horses will be shown at the walk, jog-trot and lope both ways of the arena.
2. The professional will be judged as in an open class (i.e., extensions may be asked for at any gait) in the first direction.
3. When ridden by the professional rider, the horse will be judged on performance.
4. The amateur will be judged under the Amateur Rules (i.e., no extensions will be asked for) in the second direction.
5. When ridden by the amateur rider, horses will be judged on manners, performance, type, quality and attitude.

SUBCHAPTER AL-17 WESTERN PLEASURE-VINTAGE RIDER

AL162 General

1. This class is open to any Amateur rider 45 Years of age or older.
2. Horses may be shown as in a Western Pleasure class.
3. Class may be combined with English Pleasure-Vintage Rider, but never Pure and Half Andalusians.
4. Excessive speed at any gait must be severely penalized.

AL163 Appointments

Refer to AL155 for appropriate appointments.

AL164 Qualifying Gaits

1. Walk - A four-beat gait. True, flat-footed and ground-covering.
2. Jog-Trot - A two-beat gait. Free, square, slow and easy.
3. Lope - A true three-beat gait. Smooth, slow, easy and straight on both leads.

AL165 Western Pleasure – Vintage Rider Class Specifications

1. To be judged on manners, performance, type, quality and suitability of horse to rider.
2. Horses are to be shown at a walk, jog-trot and lope on a reasonably loose rein both ways of the ring.

SUBCHAPTER AL-18 VERSATILITY DRIVING TO ENGLISH

AL166 General

1. Each entry must be shown by one and the same person.
2. Horses must be shown first as a Driving horse, either Formal, Show Pleasure, Country Pleasure, or Pleasure Driving and then under saddle as an English Pleasure horse, either Formal Saddle, Saddle Seat, Country Pleasure Saddle Seat or Hunt Seat.
3. Two grooms or attendants, both of whom must wear unadorned dusters or smocks (unadorned includes dusters or smocks with IALHA logo), may assist with unharnessing and saddling. One groom must act as a header. Ample time is allowed for the tack change; this is not a race.
4. Removal of the driving bridle while the horse is hitched to a vehicle calls for instant elimination.
5. A win in this class does not affect Maiden status.

AL167 Appointments

1. Driving: Formal (AL176), Show Pleasure (AL180), Country Pleasure (AL184) or Pleasure (AL188).
2. Under Saddle: Formal Saddle (AL116), Saddle Seat (AL120), Country Pleasure Saddle Seat (AL124), or Hunt Seat (AL128).

AL168 Qualifying Gaits

1. Walk - A four-beat gait. Brisk, true and flat-footed with good reach.
2. Trot - A two-beat gait. To be mannerly, cadenced, balanced and free-moving.
3. Extended Trot - A two-beat gait. This is a stronger trot, performed with a lengthened powerful, reaching stride.
4. Canter - A three-beat gait. To be smooth, unhurried, straight and correct on both leads.

AL169 Versatility Driving to English Class Specifications

1. Entries to enter the arena in a counterclockwise direction at the trot.
2. Driving horses to be shown at the walk, trot and extended trot both directions of the arena.

3. English horses to be ridden at the walk, trot and canter both directions of the arena.
4. Each entry is judged 50% as a Driving Horse and 50% as an English Pleasure Horse.

SUBCHAPTER AL-19 VERSATILITY ENGLISH TO WESTERN

AL170 General

1. Each entry must be shown by one and the same person.
2. Each entry is to be shown first as an English Pleasure Horse, either Formal Saddle, Saddle Seat, Country Pleasure Saddle Seat or Hunt Seat and then as a Western Pleasure Horse.
3. Two grooms or attendants may assist in the tack change, but must wear unadorned dusters or smocks (unadorned includes dusters or smocks with IAHLA logo). Ample time is allowed for the tack change. This is not a race.
4. A win does not affect Maiden status.

AL171 Appointments

1. For the first portion of the class, tack and attire to be appropriate for Formal Saddle, Saddle Seat, Country Pleasure Saddle Seat, or Hunt Seat. Refer to AL116, AL120, AL124, and AL128 respectively.
2. For the second portion of the class, the tack and attire shall be as appropriate for Western Pleasure. Refer to AL155.

AL172 Qualifying Gaits

1. Walk- A four-beat gait. True, flat-footed and ground covering.
2. Trot- A two-beat gait. To be mannerly, cadenced and balanced.
3. Jog-Trot- A two-beat gait. Free, square, slow and easy.
4. Canter- A three-beat gait. To be smooth, unhurried, straight and correct on both leads.
5. Lope- A Three-beat gait. To be smooth, slow, easy and straight on both leads.

AL173 Versatility English to Western Class Specifications

1. English horses to be ridden at the walk, trot and canter both directions of the ring.
2. Western horses to be ridden at the walk, jog-trot and lope both directions of the ring.
3. To stand quietly and horses may be asked to back.
4. Horses are to be judged 50% as an English Pleasure Horse and 50% as a Western Pleasure horse.

SUBCHAPTER AL-20 DRIVING

AL174 General

Unless otherwise stated, in all driving classes where horses compete collectively:

1. Junior horses (2, 3, 4 and 5 years old) may be shown in driving classes.
2. Two year old horses may only be shown using two wheeled pneumatic tired vehicles. In Formal Driving, they may use a four-wheeled pneumatic tired vehicle.
3. Two year old horses shall not be shown with an overcheck, but must be shown with a side check.
4. Sidechecks/overchecks must remain attached until the judges turn in their cards.
5. Entry - An entry consists of a single horse, not pairs or teams, and a single driver.
6. Only in Pleasure Driving and Traditional Type Carriage Driving are one or two people allowed per vehicle, where appointments allow for a traditional type vehicle.
7. Exhibitors shall enter the ring in a counterclockwise direction at the trot required for the specific class.
8. Horses are to stand quietly and back readily. (Exception: Formal horses shall not be asked to back, see AL175.2)
9. Headers, wearing unadorned dusters or smocks (unadorned includes dusters or smocks with IALHA logo) must be

AL - ANDALUSIAN/LUSITANO DIVISION

utilized to insure the safety of the exhibitors.

10. Gloves and a whip suitable to the vehicle are required.

11. Equipment is to be in sound condition.

12. Protective headgear may be worn without penalty (see GR801.4).

13. There will be no cross entries allowed between the following sections at any IALHA sanctioned competitions:

Formal Driving/Formal Saddle

Show Pleasure Driving/English Pleasure Saddle Seat

Country Pleasure Driving/Country English Pleasure

Pleasure Driving.

14. Drivers should dress conservatively according to the style of the present day. Period costumes are discouraged.

Dress for the driver must conform to the turnout.

SUBCHAPTER AL-21 FORMAL DRIVING

AL175 General

1. One person per vehicle allowed.
2. Formal Driving horses are not required to back.

AL176 Appointments

Horses are to be shown in show harness, bridle with blinkers, overcheck (with separate overcheck bit) or sidecheck, snaffle bit (straight or jointed) or any traditional driving bit, to a four wheeled, pneumatic tire show vehicle. Burr, gags, and twisted wire bits are not allowed.

AL177 Qualifying Gaits

1. Animated Walk - A lively, animated and graceful walk that could be loosely termed a four-beat gait, but which does not give the appearance of being a jog or a prance. It should be judged as a separate entity and not merely as a transition gait.
2. Animated Trot - Executed in a highly collected manner. The horse's energy should be directed toward animation rather than speed. This gait requires extreme knee flexion and use of the shoulder for balanced, graceful extension. It is most desirable that a horse go above "level arm" but it is not desirable to lose extension to the point where the horse does not significantly move forward. The hocks should remain well under and be lifted and not driven to the rear. The most desirable animated trot gives a balanced appearance from front and rear.
3. At the command "show your horse" the driver has the privilege of showing the entry to its best advantage at the trot, but excessive speed must be penalized.

AL178 Formal Driving Class Specifications

OPEN, MAIDEN, NOVICE, LIMIT, STALLION, MARE, GELDING, AMATEUR AND AMATEUR OWNER classes are to be judged on performance, quality, manners, type and conformation. To be shown at the animated walk, animated trot and "show your horse." Horses to give a brilliant performance with style, presence, finish, balance and cadence.

SUBCHAPTER AL-22 SHOW PLEASURE DRIVING

AL179 General

1. One person per vehicle allowed.
2. Excessive speed must be penalized.
3. High, natural and free moving action is desirable.
4. The Show Pleasure horse generally has less animation than the Formal Harness horse but should still be alert and

responsive.

AL180 Appointments

Horses are to be shown in show harness, bridle with blinkers, overcheck (with separate overcheck bit) or sidecheck, snaffle bit (straight or jointed) or any traditional driving bit, to a two - wheeled, pneumatic tire vehicle. Burr, gags, and twisted wire bits are not allowed.

AL181 Qualifying Gaits

1. Walk - A highly collected four-beat gait exhibiting much “primp” at a slow, regulated speed, with good action and animation. It should have snap and easy control. It is a four-beat gait performed with great style, elegance and airiness of motion.
2. Normal Trot - Natural and cadenced with impulsion and power from behind, the front airy and light. The action is balanced, bold and brilliant, characterized by free shoulder action. The horse is to have leg flexion with extension, the foreleg extending fully forward at full stretch with floating motion combined with hock action that is powerful and well raised, and the hind leg being brought forward with a driving stride.
3. Strong Trot - A strong trot is to be faster with a lengthened stride, maintaining balance, ease and freedom of movement.

AL182 Show Pleasure Driving Class Specifications

1. OPEN, MAIDEN, NOVICE, LIMIT, STALLION, MARE AND GELDING classes are to be judged on performance, type, quality, conformation and manners. To be shown at the walk, normal trot and strong trot.
2. AMATEUR, AMATEUR OWNER, LADIES, GENTLEMEN and JUNIOR EXHIBITOR classes are to be judged on manners, performance, type, quality and conformation. To be shown at the walk, normal trot and strong trot.
3. JUNIOR HORSE classes are to be judged on quality, type, conformation and manners. To be shown at the walk, normal trot, and strong trot. *BOD 1/17/15 Effective 12/1/15*

SUBCHAPTER AL-23 COUNTRY PLEASURE DRIVING

AL183 General

1. It is imperative that the horse give the distinct impression of being a pleasure to drive and display a pleasurable attitude. To this end, all gaits must be performed with willingness and obvious ease, cadence, balance and smoothness.
2. Excessive knee action must be penalized.
3. Excessive speed must be penalized.

AL184 Appointments

Horses are to be shown in show harness. Bridle with blinkers, overcheck (with separate overcheck bit) or sidecheck, snaffle bit (straight or jointed) or any traditional driving bit, to a two-wheeled show vehicle, suitable to the horse. Traditional antique-type vehicles are not permitted. Burr, gags, and twisted wire bits are not allowed.

AL185 Qualifying Gaits

1. Walk - A four-beat gait, brisk, true, and flat-footed with good reach.
2. Normal Trot - A two-beat gait, to be performed at medium speed with moderate collection. The normal trot must be mannerly, cadenced, balanced and free-moving.
3. Strong Trot - This is a stronger trot, performed with a lengthened stride, powerful and reaching, at a rate of speed which may vary between horses since each horse should attain his own strong trot in harmony with his own maximum natural stride. The horse must not be strung out behind. The horse should show moderate collection without

exaggeratedly high action in front. He must present a willing attitude while maintaining form. The strong trot must be mannerly, cadenced, balanced and free-moving.

AL186 Country Pleasure Driving Class Specifications

1. OPEN, MAIDEN, NOVICE, LIMIT, STALLION, MARE and GELDING classes are to be judged on attitude, manners, performance, type, quality and conformation. To be shown at the walk, normal trot and strong trot.
2. AMATEUR, AMATEUR OWNER, LADIES, GENTLEMEN and JUNIOR EXHIBITOR classes are to be judged on manners, performance, type, attitude, quality and conformation. To be shown at the walk, normal trot and strong trot.
3. JUNIOR HORSE classes are to be judged on quality, type, attitude, performance, conformation and manners. To be shown at the walk, normal trot **and strong trot. BOD 1/17/15 Effective 12/1/15**

SUBCHAPTER AL-24 PLEASURE DRIVING

AL187 General

1. This is the ideal class for the driving horse who carries himself in an Andalusian/Lusitano hunter pleasure type frame.
2. Excessive knee action and/or speed must be penalized.

AL188 Appointments

Horses are to be shown in show harness. Bridle with blinkers, overcheck (with separate overcheck bit) or sidecheck, snaffle bit (straight or jointed) or any traditional driving bit, to a two wheeled vehicle, either show or traditional type, suitable to the horse. Burr, gags, and twisted wire bits are not allowed.

AL189 Qualifying Gaits

1. Walk - A four-beat gait which is to be true, flat-footed and ground covering.
2. Normal Trot - A two-beat gait which is balanced overall, relaxed and easy going with elasticity and freedom of movement.
3. Strong Trot - A strong trot is to be faster with a lengthened stride, maintaining balance, ease and freedom of movement.
4. It is imperative that the horse give the distinct impression of being a pleasure to drive. A quiet, responsive mouth is paramount. All gaits must be performed with willingness and obvious ease, cadence, balance and smoothness.

AL190 Pleasure Driving Class Specifications

1. OPEN, MAIDEN, NOVICE, LIMIT, STALLION, MARE and GELDING classes are to be judged on manners, performance, type, quality and attitude. To be shown at the walk, normal trot and strong trot.
2. AMATEUR, AMATEUR OWNER, LADIES, GENTLEMEN and JUNIOR EXHIBITOR classes are to be judged on manners, performance, type, quality and attitude. To be shown at the walk, normal trot and strong trot.
3. JUNIOR HORSE classes are to be judged on quality, type, performance, attitude and manners. To be shown at the walk, normal trot **and strong trot. BOD 1/17/15 Effective 12/1/15**

SUBCHAPTER AL-25 TRADITIONAL TYPE CARRIAGE DRIVING

For rules governing the judging of Traditional Type classes, refer to the USEF Carriage Pleasure Driving rules.

SUBCHAPTER AL-26 ANDALUSIAN NATIVE (CONTEMPORARY) TACK AND ATTIRE

AL191 General

1. Exhibitors shall enter the ring in a counterclockwise direction at the trot and shall show their horses at the walk, trot

and canter both ways of the ring.

2. Entries are to be judged 50% on tack and attire and 50% on performance.

AL192 Appointments

Entries shall be shown under contemporary Spanish or Portuguese equipment. There are different styles of Spanish and Portuguese tack and attire, which are traditional and correct for the Andalusian horse. It is not correct in either of these two countries to mix attire and equipment (saddles) and should not be acceptable here in the U.S.

1. Spanish

a. Saddle

1. For the Spanish, there are three major types of saddles: vaquera, royal or sidesaddle (vaquera or English), with variations of them all. The vaquera (albardon, jerezana) and vaquera sidesaddles are identical except the sidesaddle has leaping horns which may be on the left or right to the preference of the rider. The saddle is rectangular in shape covered with sheepskin, having a raised, rounded cantle at the back. It has a canvas under side and is placed directly on the horse without saddle pads. The colors of the leather showing at the cantle or pommel may be dark brown, black or natural. The stirrups are blackened steel, triangular in shape. Crupper strap to match.
2. The royal saddle (includes espanol and portrera) faintly resembles a dressage saddle from the side, but it has a raised cantle and pommel, the overall length exceeds the width of a dressage saddle. It is traditionally, not necessarily, covered in sheepskin. The stirrup is the triangular blackened steel. Crupper strap to match.
3. Breast collars are only used, but not always, with side saddle and royal saddle, plain or covered with sheepskin. Silver is not used. Plain leather is preferred in Spain, though decorative tooling can be used with the Gala event attire.

b. Bridle and Bit

1. The type of bit used is a blackened steel bit in snaffle, pelham, curb (shank), with low, medium or high port. In Spain, two sets of reins are used for the younger horse, one set attached to the leather covered or wrapped serreta at the nose band (serreta is a curved metal nose piece that is always covered with leather or wrapped to cover the sharp metal points and attaches to the nose band with two rings to attach reins), the top rein coming from the nose band and the regular reins coming from the mouth (snaffle or shanked blackened solid bit) or with the pelham. A leather-covered muscarola (serreta without ring attachments) may also be placed on the nose band depending on the training level of the horse.
2. The bridle leather is dark brown, natural or black to suit the horse with or without throat latch. Vaquera without throatlatch, royal and sidesaddle with or without throat latch. Plain leather is preferred in Spain, though decorative tooling can be used with the Gala event attire. All hardware is of blackened steel. With each of the three types of saddles, an appropriate bridle will have a brow band with a mosquero (fly screen) made of long leather fringe or of horse hair (having three circles in a pyramid at the top and tassels) not to extend below the nose band.

2. Portuguese

a. Saddle

1. For the Portuguese, there are three major types of saddles: Portuguesa (bullfight style), Dressage (Portuguese or English style) or sidesaddle (Portuguese or English style) with variations of them all. The Portuguesa (bullfight) saddle has a high cantle and pommel in the front. The front and back slope in wings down to hold the leg firmly in place. This is a bull fighting saddle made to hold the rider in place. The seat of the saddle may be rough-out leather of varying colors or smooth leather.
2. The Portuguese saddle will at least have a loin pad of leather (or animal skin) between the saddle and the crupper. If the rider is in eighteenth century attire, the saddle covers (silk) will have great embroidery in

AL - ANDALUSIAN/LUSITANO DIVISION

designs to suit the rider's attire.

3. The stirrups are either brass or chrome, oval shaped under the foot or close-toed, rectangular (box) wooden stirrups with brass or chrome overlays in varying degrees of intricacy to match the leather accessories.
 4. Breast collars and crupper to match bridle. Saddle pad may be used but must conform to the outline shape of saddle.
 5. Dressage (Portuguese) to be advised.
 6. Campino equipment to be advised.
- b. Bridle and Bit
1. The bridle is a flat, brown, natural or black leather, with wide buckles of brass or silver (chrome, nickel) at all adjustment points. There are different styles of bridles, flat plain (simple), half-presentation (a little fancier) or full presentation (very decorative and ornate with feather penacho). A white leather bridle is used for exhibition only. No mosquero or fringe is allowed. The bit to suit the horse. Stylized brass and chrome bits are used to match with presentation equipment.

AL193 Attire

1. Spanish

- a. Vaquera, Feria, Gala or Exhibition: the attire for the rider in the vaquera or royal saddle, male or female is almost identical.
1. Traditionally the high waisted short jacket is of conservative colors, dark or light grays, blues, burgundy, greens browns and tans. May be solids, hounds tooth or faintly striped. Black jackets are generally for evening events. The jacket ends above the waist and has five buttons on each sleeve angled from the wrist lightly back towards the elbow. If the jacket is that of vaquero style, it has five buttons down the front and two side pockets. The jacket is worn open for the women and buttoned at the top button for the men. It has no collar and no cuff. The female style may have a small collar. Some exhibition and gala jackets do not have buttons, they may have black or contrasting trimmings, embroidery, and a vest may be worn.
 2. The pants rise high into the waist and have suspenders to hold the pants at this height. The pants are of the color that compliments the color of the short jacket, dark gray with a black stripe, brown stripes, green stripes, navy stripes or solid colors. The pants are of two different styles, pantalon and calzona depending on the discipline in which the rider is riding. Pantalon style ends with a turned up white cuff and the calzona at mid calf panel with buttonholes, in which dangles a grouping of silver or natural material ornaments, called cariles. There is no belt worn. A colorful scarf or sash is worn around the waist and tied on the right side.
 3. The shirt is plain white with a turned down collar (not button down), for the men and lightly ruffled for the women.
 4. The hat is flat crown, with flat brim. Conservative color to match the attire of the rider. The hat should be a darker shade of color. Black and shades of grays are the most used. Protective headgear may be worn without penalty (see GR801.4).
 5. There are two styles of boots. Boto compero are tall, rough out, low heeled boots and worn with pantalon style pants (white cuff). Botins are ankle height, rough out boots always worn with half-chaps called polainas and these are worn with the calzone style pants. Boots are of natural leather (brown) never black. The polainas are plain or tooled to varied degrees with fringe at the top of the spat (which is worn under the pant).
- b. For the side saddle rider (Amazona)
1. Wears the same styles of jackets as described above.
 2. The skirt is to match the jacket in conservative colors or in black, long full skirt with large pleat, buttoning the back for walking.
 3. The shirt is white as above or with stand up collar and ruffles. The rider wears conservative single stud

earrings.

4. The flat hat as described above to coordinate with the jacket worn or the Calanes hat, with the hair covered with colorful scarf in a hair net (madroero). Protective headgear may be worn without penalty (see GR801.4).
 5. Her boots are dark boto compero or black.
 6. She will carry a whip to the off side absent the leg. The overall look is subdued elegance.
- c. For "A La Grupa"
1. The male rider wears the attire of the above vaquera riders.
 2. The feria dress is worn when the woman is riding a la grupa only. She should have flowers in her hair, bracelets of the color of her dress on her arm, earrings also matching the dress. Gold and diamonds are not appropriate. Colorful plastic is in order. She should have a fringed scarf, which makes a "V" at the back of the dress emphasizing the plunge of the back (and pinned into place), and pinned in the front of the bust. The fringe should either lightly flow over the ruffles of the shoulder or be completely contained in the front and in the back.
 3. She will sit fully to the left or right, putting her right or left arm around the waist of the male; with her left or right hand under the tiers of flounces holding onto the crupper. She is sitting on a small pad, which is held in place by the crupper, which passes through the under side of the pad. Feria (Flamenco) dress is not permitted to ride astride or sidesaddle. It is not native to Spain.

2. Portuguese.

a. Bullfighting and Haute École Exhibition.

1. The coat, called the casaca, reminiscent of French court of Louis XV and Louis XVI is traditionally of rich and vibrantly colored satin or silk but may also be of fine velvet, heavily embroidered along the front, at the cuffs, and down the back. Attached to the cuffs here is deep lace. There is a black ribbon from the top of the coat at the center of the head. There is a single vent in the back. The rider wears a vest embroidered to compliment the coat.
2. The shirt is white and plain with lace showing at the collar.
3. The pants are white, beige, blue or black to compliment the jacket.
4. The boots (Frederica) extended in height to the knee the front of the boot is cut in a "V" shape. The shelf-heel on which the spurs rest and square toe. White stockings are worn above the knee.
5. A black tri-cornered hat, edge trimmed in white feathers, is worn. Protective headgear may be worn without penalty (see GR801.4).

b. Women's attire riding sidesaddle or astride (Amazona propriamente dita or para esarranchar).

1. Jackets have various characteristics. The main characteristics are two-pointed lapels, two fitted pockets with vertical openings, top of sleeves near the shoulder full (almost ballooning), cuff-less and silk lining in tone with color of jacket. Colors of jacket somber colors in nature, browns, beige, greens, burgundy, tweeds and black. It is sometimes adorned with trimmings around the edges and designs on the back. Material is usually of wool, raw silk or fine velvet. No buttons on the jacket for the side saddle rider but the astride rider may use a cavaleiros style jacket if they wish. Trims and designs are of a contrasting or a coordinating color.
2. The skirt is to match the jacket in conservative color or in black, long full skirt with large pleat, buttoning in the back for walking. The astride rider has a split skirt that covers the riding patalone (breeches) of the same color as skirt. The skirt fits snugly on the hips and may have a high waist, buttoning on the side or in the middle, slit from the top of the thigh front and back in a way to open over the saddle when riding and conceals the breeches when dismounted.
3. Shirt with a small collar embellished with a jabot of lace or cotton. Collar is decorated with a brooch or black satin bow. Two or four buttonholes are at the collar and are closed with collar links. A variety of styles may be worn by the astride rider. Cuffs may be plain or lacy. Shirt must always be white. Satin cummerbund with

horizontal pleats complimenting the outfit is worn; also acceptable is a satin or cotton sash wrapped around the waist as in the cavaleros dress. A waistcoat (vest) may be worn but always the cummerbund or sash to harmonize with the outfit or in black. Gloves must always be worn with these two outfits.

4. Amazona hat has an upturned brim, a slightly indented convex crown and is adorned with two silk pom poms (country hat). Astride rider may also wear the cavaleros style of hat. Protective headgear may be worn without penalty (see GR801.4).
5. Boots may be that of the cavaleros or above ankle boot with button or lace closure. Black or brown.

c. Horsemen's Riding Attire. (Caveleiros)

1. The jacket is cropped short at the waist or slightly below, cut straight across the back at the waist. A variety of collar styles: shawl collar, two-pointed lapels, polo type, round band. Double breasted lapels or simply collar-less. Two-pointed lapel collar frequently has velvet or velveteen on the upper half. Material is also varied from fine wool and velvet to cloth of various textures and ranging from light to dark colors of somber tones. Some jackets have applications of different fabric and color on the front (pockets, etc.) and elbows of the sleeves. The jacket has two breast pockets; edges bound or trimmed and show a glimpse of the lining. Sleeves are cuff-less and plain or may have a stripe of fabric with buttons mounted. Buttons (if used) are of silk braiding, silver braiding, glass, horn, wood, bone, silver or modern materials usually with a foot (not holes) or frog and loop.
2. The Portuguese pants are straight cut without cuff falling to the ankles. The waistband is high snugly fitting button of fly hidden with flap, but three buttons visible rising above to the waist. Two small horizontal pockets at the waistband. Buttons to attach suspenders. Material of pants should be of wool or cotton blend and of the same tone or lighter tone than that of the jacket. Breeches can also be worn of the same or lighter complimentary tone of the jacket; buttons are usually sewn along the lateral seam to the taste of the wearer, with long stockings showing above the boot.
3. The shirt is plain white with a turned-down collar, fastening could be single or double closures of plain or covered buttons or collar links of enamel up to a gold or silver, with or without precious stones. Also "Sunday best" has a wide ruffled front with or without pleats or with or without lace. Buttons may be plain or decorative. Sleeves are large and roomy ending in simple or double cuff.
4. Waistcoats have different shapes of neck to suit the wearer. Can be single breasted, double-breasted, with or without collar as the jacket dictates. Usually the front is made of the same fabric as the jacket. Some have pockets. The sash is placed over the waistcoat and the waistband of the trousers. The color is black for cavaleros. Silk, wool or cotton wrapped snugly around the waist with fringed amount to the left. The sash is two meters long and 30 cm wide. No scarves or bandana. Gloves are optional.
5. The hat, two styles are predominant. "Mazzantini", flat brimmed cylindrical crown straight across the top, wide ribbon band, decorated with three buttons placed vertically. "Portuguesa" soft wide brimmed 9 cm, indented convex crown 10 cm, encircled by a 2 cm ribbon band, so as it may be held between the thumb and middle finger. Colors in black, gray or brown.
6. The half-boot, with the top shorter than the above "Frederica", is a greased calf boot with shelf-heeled, squared or rounded toe, and may have closures laterally by a system of pins and loops, small leather laces. More formal may be in patent leather with higher quality design with shelf-heel. Ankle boot with leather gaiters with pin and loop or lace closure attachments. Colors in black, gray, or brown are the norm.

SUBCHAPTER AL-27 ANDALUSIAN HERITAGE (HISTORICAL) TACK AND ATTIRE

AL194 General

Entrants must submit a narrative not to exceed one minute in length to be read by the announcer during the class

describing and the period and heritage it represents.

AL195 Appointments

1. Entries may be shown under authentic tack from the period represented.
2. Riders shall wear attire, which represents the heritage of a culture which used and rode Andalusian horses.

AL196 Qualifying Gaits

1. Exhibitors shall enter the ring in a counterclockwise direction at the trot.
2. Exhibitors shall show their horses at the walk, trot and canter both ways of the ring.

AL197 Andalusian Heritage (Historical) Tack and Attire Class Specifications

Entries shall be judged 70% attire and 30% on performance.

SUBCHAPTER AL-28 FANTASY COSTUME - OPEN TO

PUREBRED AND HALF-ANDALUSIAN HORSES

AL198 General

1. Excessive speed must be penalized.
2. Exhibitors may be asked to halt and stand quietly.
3. Light hand contact must be maintained.
4. Lineup position is at the discretion of the judge.
5. It will be at the judge's discretion to decide if a costume is unsafe and cause for elimination.
6. No walkers allowed. Flags, bards, and /or banners are permitted.

AL199 Appointments

1. The Exhibitor's safety should be a primary consideration.
2. Costumes should be made of durable material and securely attached, such that no part of the costume falls off during the class.

AL200 Qualifying Gaits

1. Exhibitors to enter the ring at a walk in a counterclockwise direction.
2. All horses shall be worked at a walk and trot both ways of the ring.

AL201 Fantasy Costume Class Specifications

1. Exhibitor is to give free expression the imagination and creativity of the presentation.
2. A short script about each costume may be provided to the announcer from each entry. Only the winning entry will have their script read during the awards presentation for the class. The script must not exceed one minute when read.
3. Exhibitors can show individually or in groups up to but not exceeding five per group. Groups must be clearly identifiable, with lead rider wearing number easily visible to judge.
4. To be judged on creativity, authenticity to period, suitability of costume to horse and rider and manners.

SUBCHAPTER AL-29 LONG REINING

AL202 General

1. Exhibitors are to present a neat appearance with handler and horse appropriately turned out.
2. Horses may show with braided manes and tails.

AL203 Appointments

1. Bridle: Dressage, Spanish or Portuguese bridle, with snaffle bit. Cavesson must be used with this bridle. No colored brow band cavessons.
2. Surcingle: Leather surcingle, with crupper (optional). Traditional surcingle with saddle pad and breast plate may be used in level three and kur, when wearing traditional clothes.
3. Long Reins: To be of leather, webbing or rope. Whichever type is chosen, must be clean and in good condition.
4. Whips are optional.
5. Hunt outfits, consisting of Jodhpurs, hunt coats, boots and hat are appropriate for levels 1 and 2.
6. Formal top hat and tails or traditional Spanish or Portuguese attire are required for level 3 and Musical Kür (freestyle).

AL204 Qualifying Gaits

1. Walk - A true, four-beat walk, with the horse collected. The motion should be brisk and vigorous with the horse showing animation and brilliance.
2. Trot - Animated, natural, and cadenced, with impulsion and power from behind, the front airy and light. The animated natural trot is extremely bold and brilliant, characterized by free shoulder action. The trot should appear effortless and be executed willingly with apparent ease. The action should be balanced and cadenced. The trot should be a true two-beat diagonal gait. Mixed gaits, pacing or racking must be considered major faults.
3. Canter - A true, three beat gait, collected, animated, smooth and unhurried. The movement light and airy with more elevation in the front. The horse to be balanced, supple and mobile. To be straight on both leads.

AL205 Required Movements

1. Shoulder-in: the horse is slightly bent to the inside track. The horse's inside foreleg passes and crosses in front of the outside leg; the inside hind leg is placed in front of the outside leg. The horse is looking away from the direction in which it is moving. Shoulder-in, if performed correctly with horse slightly bent and at the correct angle, is not only a suppling movement but also a collecting movement. Shoulder-in is performed along the wall at an angle of about 30 degrees to the direction in which the horse is moving.
2. Travers: the horse's haunches are carried slightly to the inside track, with the horse looking in the direction in which it is moving. Travers is performed along the wall or preferably on the center line at an angle of about 30 degrees to the direction in which the horse is moving. The horse's outside legs pass and cross in front of the inside legs.
3. Renvers: this is the inverse movement to travers with the tail instead of the head to the wall. The same principles are applicable as at the travers.
4. Half-Pass: this movement is a variation of travers executed on the diagonal instead of along the wall. The horse although slightly bent, should be as close as possible to parallel to the long side of the arena, while maintaining the forehand slightly in advance of the quarters. The outside legs pass and cross in front of the inside legs. The horse is looking in the direction in which it is moving. The horse should maintain the same cadence and balance throughout the whole movement. In order to give more freedom and mobility to the shoulders which adds to the ease and grace of the movement, it is of great importance not only that the horse is correctly bent and thereby prevented from protruding his inside shoulder, but also to maintain the impulsion especially the engagement of the inside hind leg.
5. Turn on the haunches: this movement is a schooling exercise which can be executed from the walk and is preparatory for the pirouette which is executed out of collected gaits. The horse's forehand moves in even, quiet and regular steps around the horse's inner hind leg while maintaining the rhythm of the walk. In the half turn on the haunches, the horse is not required to step with its inside leg in the same spot each time it leaves the ground but may move slightly forward. Backing or loss of rhythm is considered a serious fault. This movement may be

executed through 90, 180 or 360 degrees.

6. Pirouette: the pirouette (half-pirouette) is a circle (half-circle) executed on two tracks with the radius equal to the length of the horse, the forehand moving round the haunches. Pirouettes (half-pirouettes) are usually carried out at the collected walk or canter but can also be executed at piaffe. At the pirouette (half-pirouette) the forefeet and the outside hind foot move round the inside hind foot which forms the pivot and should return to the same spot, or slightly in front of it, each time it leaves the ground. At whatever pace the pirouette (half-pirouette) is executed, the horse slightly bent in the direction in which it is turning should, remaining on the bit with light contact, turn smoothly maintaining the exact same cadence and sequence of footfalls of that pace. The poll stays the highest point during the entire movement. During the pirouette (half-pirouette) the horse should maintain its impulsion and never move backwards or deviate sideways. If the inside hind foot is not raised and returned to the ground in the same rhythm as the outside hind foot the pace is no longer regular. In executing the pirouette (half-pirouette) in the canter, the handler should maintain perfect lightness of the horse while accentuating the collection. The quarters are well engaged and lowered and show a good flexion of the joints. The quality of the pirouettes (half-pirouettes) is judged according to suppleness, lightness, cadence and regularity and to the precision and smoothness of the transitions; pirouettes (half-pirouettes) at the canter are judged also according to the balance, the elevation and the number of strides (at pirouettes 6-8, half-pirouettes 3-4 are desirable).
7. Piaffe: the piaffe is the most collected of the trot paces. The horse shows an elevated and cadenced trot on the spot, with the quarters slightly lowered. The horse should demonstrate great freedom and mobility of all the joints as he moves each diagonal pair of legs. The toe of each foreleg should be raised to halfway up the cannon bone of the other front leg; and the hind legs, showing great activity, should lift each hind toe to just above the opposite hind fetlock. The horse must always have the desire to move forward and show a lively impulsion while remaining lightly on the bit.
8. Passage: the passage is a very collected, very elevated, cadenced trot. The horse shows graceful, springy steps with a prolonged moment of suspension. The knees and hocks are highly flexed as the quarters are more engaged and the horse remains lightly on the bit. When this movement is established, the horse should then be able to move from piaffe to passage and back to piaffe without any apparent effort, loss of rhythm or cadence.

AL206 Required Tests

1. Level One: Novice
2. Level Two: Intermediate
3. Level Three: Advanced
4. Musical Kur: Advanced
 - a. 5. Optional Tests: To be used if a Dressage arena is not available. Required elements may be done in random order (except halt and salute at entry and exit). It is up to each exhibitor to choreograph his/her own test and provide the order of execution of the required elements to the judge prior to the competition. Optional Test Level One Required elements: Halt Salute on entry and exit; 20 meter circle left at collected trot; 20 meter circle right at collected trot; medium walk (to be performed several times in the program); shoulder-in right at collected trot; shoulder-in left collected trot; 10 meter half circle right at collected trot; 10 meter half circle right at collected trot; leg yield right at collected trot; leg yield left at collected trot.
 - b. Optional Test Level Two Required elements: Halt and salute on entry and exit; shoulder right at collected trot; shoulder-in left at collected trot; half-pass right at collected trot half-pass left at collected trot; rein back; travers right at collected trot; travers left at collected trot; collected walk; extended walk; half pirouette at walk left and right; collected canter; half-pass right and left at collected canter; flying change demonstrated in connection with half-pass at collected canter.
 - c. Optional Test Level Three Required Elements: Halt and Salute on entry and exit; collected trot; half-pass right

AL - ANDALUSIAN/LUSITANO DIVISION

at collected trot; half-pass left at collected trot; rein back; collected walk; medium walk; extended walk; collected canter; half-pass right at collected canter; half-pass left at collected canter; flying change of lead (demonstrated in connection with half-pass); three flying changes every four strides; three flying changes every three strides; piaffe (10 to 15 steps); passage (10 to 15 steps); transitions between passage and piaffe must be demonstrated.

SUBCHAPTER AL-30 JUNIOR EQUITATION

AL207 General

1. Exhibitors shall be junior exhibitors (An individual who has not reached his/her 18th birthday as of December 1 of the current competition year.). (See GR127).
2. The rider's position, seat, hands and the correct use of the aids are to be judged, refer to Equitation Chapter EQ.
3. Purebred and Half-Andalusian horses are permissible.

AL208 Saddle Seat Equitation

1. Appointments as appropriate to Saddle Seat Equitation, *see EQ114*. Dressage saddles are *prohibited*. *BOD 1/16/16 Effective 4/1/16*
2. Saddle Seat Equitation classes are to be shown at a walk, trot and canter both ways of the ring, refer to EQ116.

AL209 Hunt Seat Equitation

1. Appointments as appropriate to Hunt Seat Equitation, *see EQ105*.
2. Hunt Seat Equitation classes are to be shown on the flat at a walk, trot and canter both ways of the arena, refer to EQ107.

AL210 Western Equitation

1. Appointments as appropriate to Western Equitation, *see EQ123*.
2. Exhibitors shall enter the ring in a counterclockwise direction at the jog trot. Horses shall be worked at the walk, jog-trot and lope both ways of the ring, refer to EQ125.

AL211 Walk-Trot Equitation – 10 and Under

1. General.
 - a. Junior Exhibitors are prohibited from showing in Walk-Trot Equitation after previously competing in any recognized class which requires a canter. They also may not compete in a class at the same competition which requires a canter.
 - b. Stallions are prohibited.
2. Appointments: As appropriate to Saddle Seat, Hunt Seat, Western, Spanish or Portuguese. (See related Sections, above.)
3. Qualifying Gaits
 - a. Exhibitors will enter the ring in a counterclockwise direction at a trot or jog-trot.
 - b. To show at a walk and trot or jog-trot both directions of the arena.
 - c. Three or more canter or lope strides are cause for disqualification.
 - d. Horses may be asked to back.
4. Class Specifications
 - a. The exhibitor will be judged on his or her basic position in the saddle: Hand-Leg-Back position. Exhibitor will also be judged on his or her ability to govern, control and properly exhibit the horse.

SUBCHAPTER AL-31 JUNIOR EXHIBITOR SHOWMANSHIP IN HAND

AL212 Junior Exhibitor Showmanship In Hand

The showmanship class shall be judged with emphasis on the handler's ability to prepare and present the horse safely, correctly and elegantly. The conformation of the horse is not to be judged, since the horse is considered a means of displaying the abilities of the junior exhibitor. The ideal showmanship performance consists of a poised, confident, appropriately attired exhibitor leading a well groomed and conditioned horse that quickly and efficiently performs the required movements with promptness, smoothness and precision. Horses shall be presented in the Andalusian show stance (refer to AL105.4).

1. GENERAL

- a. Judging is based on 50%-Presentation of the horse and showmanship skills, 40%-Condition, grooming and fitting of the horse, 10%-Appearance and grooming of the exhibitor.
- b. Unsoundness of the horse being shown shall not penalize a handler unless it is sufficiently severe as to impair the required performance, in which case the penalty is at the judge's discretion.
- c. Stallions are not permitted.
- d. Pure and Half Andalusians may compete in the same class.
- e. Horses may be presented either English or Western.
- f. Showmanship pattern must be posted at least one hour prior to the class.

2. APPEARANCE OF EXHIBITOR-10%

- a. Attire-Boots or dress shoes are to be worn, no tennis shoes; long sleeved shirt or blouse is mandatory. No Denim is permitted. Long hair should be neatly pulled back. Sweater, vest or jacket, gloves and ties are optional. Informal but neat attire should not be penalized.

3. CONDITION, GROOMING & FITTING OF THE HORSE-40%

- a. As per Halter Class Specifications
- b. Tack also as per Halter Class Specifications

4. PRESENTATION OF THE HORSE-50%

- a. As the judge moves around the horse, handler should position himself or herself so they do not obstruct the judge's view of the horse. The handler shall use the Quarter System as explained herein. The horse should not be stretched. Horses must stand square on front feet. Hind feet may either be square or have one rear cannon bone perpendicular to the ground.
- b. Leading and Showing-The handler should follow the pattern used for the Halter Classes, with the addition of the Quarter System when standing the horse up for the judge. The horse shall be led from the left (near) side with the handler holding the lead strap in the right hand at a distance from the horse allowing for maximum control and presentation. Handler's position when leading is midway between the head and shoulder of the horse. The remaining portion of the strap should be held safely in the left hand, and not wrapped around the hand. When moving away from the judge, the horse should be kept in line with the judge so the horse's movement can be observed. The horse should be brought to a complete stop at either end of the line before turning to the right, away from the handler. The handler should appear alert until the entire class has been placed and the judge has submitted his card. The handler should be natural and avoid over showing, and respond promptly to requests from the judge or other officials. A light touch of the whip is permitted, if necessary. Courtesy and good sportsmanship

AL - ANDALUSIAN/LUSITANO DIVISION
should prevail at all times.

5. SHOWMANSHIP FAULTS

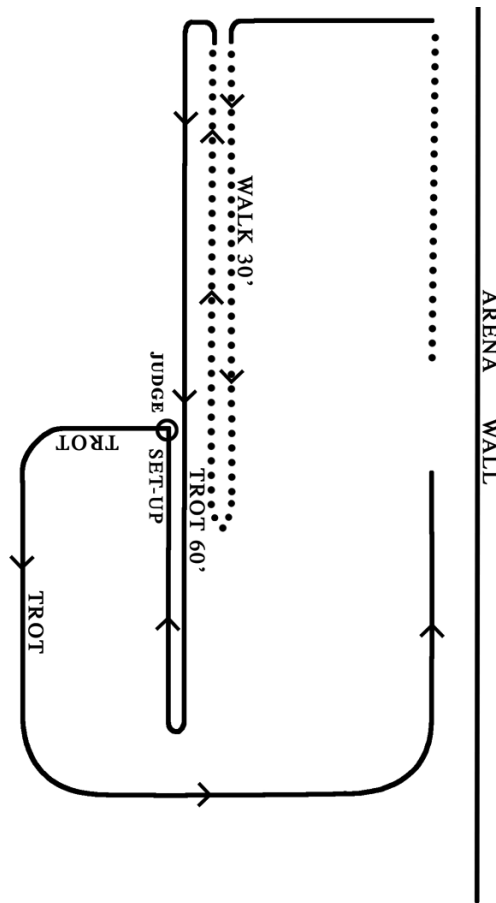
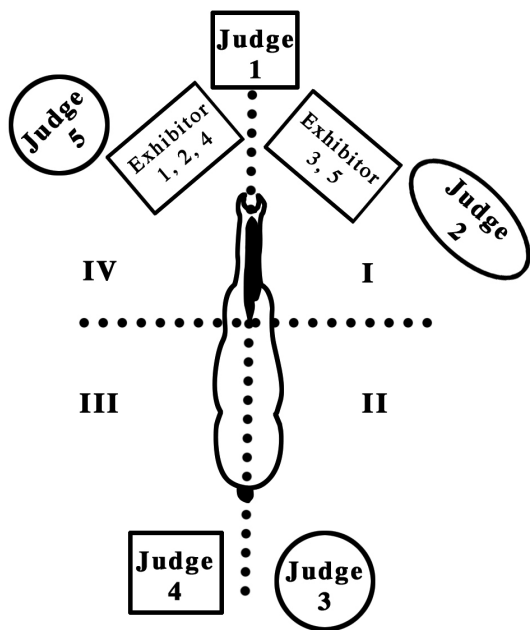
- a. Not following the judge's instructions.
- b. Not showing the horse, but showing yourself.
- c. Crowding other competitors while leading the horse or in the lineup.
- d. Not lining up in front of the judge for presentation.
- e. Turning the wrong direction.
- f. Not following the Quarter System.
- g. Not holding the lead shank correctly or jerking it excessively.
- h. Attire not clean and neat.
- i. Horses in poor condition, not clean or properly groomed.
- j. Improper tack.

6. QUARTER SYSTEM

The Quarter System involves drawing imaginary lines bisecting the horse into four equal areas as shown in the drawing. They are numbered I, II, III, IV for identification. One line runs across the horse just behind the withers. The other runs from head to tail. When the horse is set up for inspection, the exhibitor stands in area IV. When the judge moves to area II, the exhibitor moves to area I. When the judge moves to area III, the exhibitor moves back to area IV. When the judge moves to area IV, the exhibitor moves back again to area I. An exhibitor should never stop directly in front of the horse, since this is a danger zone. When the judge is in the front half of your horse, you should be on the opposite side of the horse. When the judge is in the back half of your horse, you should be on the same side of the horse.

JR EXHIBITOR SHOWMANSHIP QUARTER SYSTEM

JR EXHIBITOR SHOWMANSHIP PATTERN



JR EXHIBITOR SHOWMANSHIP PATTERN

SUBCHAPTER AL-32 ANDALUSIAN & HALF ANDALUSIAN PLEASURE JUNIOR EXHIBITOR**AL213 General**

1. Open to riders 17 years of age and under
2. If entries warrant classes may be split according to the age of the rider. It is recommended that classes be split into age divisions for riders 13 and under and one for riders 14 – 17. If class is split, complementary class must be offered.

AL214 Appointments

1. Tack and attire must match the discipline being ridden and the class entered.
2. Protective headgear may be worn without penalty. (See GR801).
3. For English tack and attire refer to AL116, AL120, AL124, AL128, and AL132 respectively.
4. For Western tack and attire refer to AL155.

AL215 Qualifying Gaits

1. English Pleasure – Formal Saddle Horse, Saddle Seat, Country, Hunt Seat, Dressage Suitability.
 - a. Walk – refer to AL117.1, AL121.1, AL125.2, AL129.2 and AL133.1 respectively
 - b. Trot – refer to AL117.2, AL121.2, AL125.3, AL129.3 and AL133.2 respectively
 - c. Canter – refer to AL117.3, AL121.4, AL125.5, AL129.4 and AL133.3 respectively
2. Western Pleasure
 - a. Walk – refer to AL156.2
 - b. Jog-trot – refer to AL156.3
 - c. Lope – refer to AL156.4

AL216 Andalusian and Half Andalusian Pleasure – Junior Exhibitor Class Specifications

1. Andalusian Pleasure – Junior Exhibitor. Competitors enter the ring to the right at a trot/jog-trot. To be shown both directions of the ring at a walk, trot/jog-trot, canter/lope. The order to reverse may be executed by turning either toward or away from the rail. Entries will line up on command. To be judged on manners, performance, type, attitude, quality and suitability of horse to rider.
2. Half Andalusian Pleasure – Junior Exhibitor. Competitors enter the ring to the right at a trot/jog-trot. To be shown both directions of the ring at a walk, trot/jog-trot, canter/lope. The order to reverse may be executed by turning either toward or away from the rail. Entries will line up on command. To be judged on manners, performance, attitude, quality and suitability of horse to rider.

SUBCHAPTER AL-33 REINING

For rules governing Reining Classes, refer to USEF Reining Division: RN101 General, RN102 Equipment, RN103 Scoring, and RN106 Patterns.

SUBCHAPTER AL-34 WESTERN TRAIL HORSE

For rules governing Western Trail Horse Classes, refer to USEF Western Sub-chapter 3.

SUBCHAPTER AL-35 WESTERN RIDING

For rules governing Western Riding classes see WS130-WS137.

SUBCHAPTER AL-36 WALK – TROT

AL217 Walk - Trot Green Horse

1. General
 - a. Horse may not be shown in any other class at the competition which requires a canter or a lope.
 - b. Horse must never have been judged in any class at a USEF Licensed competition that requires a canter or a lope.
 - c. Horse may not have been shown under saddle prior to the current competition year.
2. Appointments
 - a. Tack and attire must match the discipline being ridden and the class entered.
 - b. Protective headgear is acceptable. See GR801.4.
3. Qualifying Gaits
 - a. The horse must give the appearance of being a safe and suitable mount for the class. The safety of all exhibitors is of primary concern.
 - b. Walk-A four-beat gait; To be true, flat-footed and ground covering.
 - c. Trot-A two-beat gait; To be an overall balanced, relaxed, easy going trot with elasticity and freedom of movement.
 - d. Jog-A two beat gait; Free, square, slow and easy.
4. Walk-Trot Open Green Horse Class Specifications
 - a. Competitors enter the ring in a counterclockwise direction at a walk.
 - b. To be shown both directions of the ring at the walk and trot or jog only.
 - c. The order to reverse may be executed by turning either toward or away from the rail.
 - d. To be judged on performance, suitability of horse to rider, quality, conformation and manners.

AL218 Walk - Trot Equitation Green Rider

1. General
 - a. Rider may not show in any other class at the competition which requires a canter.
 - b. Rider must never have been judged in a class at a USEF licensed competition that required a canter or lope.
 - c. No tests or patterns may be called for.
 - d. One header per horse must be allowed during the line-up to ensure safety of exhibitors.
 - e. Stallions are prohibited.
2. Appointments
 - a. Tack and attire must match the discipline being ridden and the class entered.
 - b. Protective headgear is acceptable. See GR801.4.
 - c. Headers must be properly attired. See GR801.
3. Qualifying Gaits
 - a. The horse must give the appearance of being a safe and suitable mount for the class. The safety of all exhibitors is of primary concern.
 - b. Walk-A four-beat gait; To be true, flat-footed and ground covering.
 - c. Trot-A two-beat gait; To be an overall balanced, relaxed, easy going trot with elasticity and freedom of movement.
 - d. Jog-A two beat gait; Free, square, slow and easy.
4. Walk-Trot Green Rider Class Specifications
 - a. Competitors enter the ring in a counterclockwise direction at a walk.
 - b. To be shown both directions of the ring at the walk and trot or jog-trot only. The order to reverse may be

executed by turning either toward or away from the rail. Entries will line up on command. Horses must not be asked to back.

- c. To be judged on the rider's position, seat, hands and effective use of aids.

SUBCHAPTER AL-37 LIBERTY

AL219 General

1. General:

- a. All horses must adhere to rules in Subchapter AL-1 General Qualifications.
- b. One exhibitor wearing number and one assistant are allowed per entry. Each exhibitor and assistant is allowed a whip no longer than 6 feet including attachments. An empty bag, ribbons, or other materials not exceeding 12" in length may be attached to the whip. Exhibitor, assistant, whips and/or attachments must not touch the horse at any time during the performance.
- c. Time will begin when the halter is removed. The time allowed for each performance is 90 seconds with an additional 90 seconds allowed only to the exhibitor for catching the horse. Failure to catch the horse within the designated 90 seconds by the exhibitor will result in disqualification of the entry. There will be no baiting (use of hay, grain, clickers, etc.) of liberty horses during the catch or the horse will be disqualified.
- d. The exhibitor is responsible for turning music in to the competition management in a timely manner as stated in the prize list. It is the exhibitor's responsibility to have the music in an acceptable media format as per management's requirements, which is to be stated in the prize list.

2. Attire: Refer to AL104.

3. Facility requirements: A secure arena with a substantial fence for confinement of horses is a necessity. The enclosure must be of sufficient height and durability to ensure that horses will remain inside. Competition management should not offer this class unless a proper, safe enclosure is available for use.
4. No deliberate interference with the horse from outside the ring. Announcement is to be made prior to the class to specify that no outside assistance is allowed.
5. Specifications: Separate classes are to be held for Purebred and Half Andalusian Horses.
6. Judging: Horses to be judged on movement, style, quality, and use of the whole arena. The liberty horse is expected to perform at both a canter and a trot. *BOD 1/17/15 Effective 12/1/15*

AL220 Appointments

1. Refer to AL104
2. Protective leg gear such as polo wraps, splint boots and/or non-weighted bell boots are permitted.

AL221 Qualifying Gaits

1. Walk- A true four-beat gait.
2. Trot- A two-beat gait.
3. Canter- A three-beat gait.

AL222 Class Specifications

1. If entries warrant, separate classes may be held for STALLIONS, GELDINGS and MARES.
2. At the first sound of music remove the halter and turn the horse loose.
3. Horses should be worked at both ends of the arena.
4. The time allotted for Liberty is up to 1 ½ minutes. Following the 1 ½ minute Liberty session, a two minute period is allotted for handlers to catch the horse. Horses not caught at the end of the two minute period will be disqualified.
5. Horses are to be judged on charisma, style, movement, quality and type.

SUBCHAPTER AL-38 HALF ANDALUSIANS

AL223 General

1. Horses shown in this section must have been issued a certificate of registration from the International Andalusian/Lusitano Horse Association.
2. The Rules in the Andalusian/Lusitano Division apply to Half Andalusians.
3. Entries may not be shown in the Andalusian/Lusitano Division with Purebreds except in the following classes: Junior Equitation, Showmanship, Western Trail, Western Riding, Doma Vaquera, Reining, Dressage, Musical Free Style, Fantasy Costume, Green Rider and Working Equitation.
4. Half-Andalusian English Pleasure Class will include Saddle Seat and Hunt Seat unless entries warrant separating the two. In combined classes, it is prohibited to ask horses to walk on a loose rein.

SUBCHAPTER AL-39 HALF ANDALUSIAN COSTUME

AL224 General

This class is open to any Half Andalusian meeting the requirements of AL223 Half Andalusian General rules.

AL225 Appointments

1. The costume can be either Native (AL192) or Heritage (AL195) provided the exhibitor's safety is of primary consideration.
2. Costumes should be made of durable material and securely attached, such that no part of the costume falls off during the class.

AL226 Qualifying Gaits

1. Exhibitors shall enter the ring in a counterclockwise direction at the trot.
2. To be shown at the walk, trot and canter both ways of the ring.

AL227 Half Andalusian Costume Class Specifications

OPEN, AMATEUR and JUNIOR HORSES to be judged 30% on quality, way of going and conformation; 70% on costume.

SUBCHAPTER AL-40 HALF ANDALUSIAN DRIVING

AL228 General

Refer to AL174 General Driving rules.

AL229 Appointments

Refer to AL176, AL180, AL184 and AL188.

AL230 Qualifying Gaits

1. Walk - An animated or flat gait to be performed with moderate collection.
2. Trot - A two beat gait to be performed at medium speed with moderate collection.
3. Strong Trot - This is a stronger trot, performed with a lengthened stride, powerful and reaching at a rate of speed which may vary between horses since each horse should attain his own strong trot in harmony with his own natural stride. Horse must not be strung out behind.

AL231 Half Andalusian Driving Class Specifications

1. In OPEN classes horses are to be judged on performance, manners, quality & conformation. **To be shown at the**

walk, normal trot and strong trot.

2. In AMATEUR classes horses are to be judged on manners, performance, quality & conformation. **To be shown at the walk, normal trot and strong trot.**
3. In JUNIOR HORSE (two, three, four and five years old) classes horses are to be judged on quality, performance, conformation & manners. **To be shown at the walk, normal trot and strong trot. BOD 1/17/15 Effective 12/1/15**

SUBCHAPTER AL-41 DRESSAGE ANDALUSIAN/LUSITANO

AL232 General

1. Breed-restricted dressage classes held in the Andalusian/Lusitano Division to be conducted in accordance with USEF Dressage rules (Chapter DR), except as stated herein:
 - a. When cross entry by rider or horse/rider combination is permitted between Dressage and other Andalusian/Lusitano classes at a competition, DR120 and DR121 apply only to the designated Dressage warm-up and competition areas, or when exhibitor is actually warming-up for Dressage classes.
 - b. False tails are not permitted in Andalusian/Lusitano Division Dressage classes (exception to DR121.7)
 - c. The use of dyes or other coloring to change the natural color on a horse is prohibited (exception to GR802)
 - d. A separate number for each horse/rider combination does not have to be issued. (exception to DR126.1j(4))
 - e. Exception to DR126: Ride times may be changed at the discretion of competition management.
 - f. Exception to DR119.2: Horses are allowed a maximum of four Dressage rides per day at the fourth level or below. Horses are allowed a maximum of three Dressage rides per day above fourth level.
2. All horse competing in "Open" Dressage classes held at an Andalusian/Lusitano Division competition must comply with Dressage rules (Chapter DR), including DR121.

AL233 Championships

1. Qualification: Horse/rider combinations must compete at a USEF/USDF recognized dressage competition during the current competition year, and have received a minimum score as determined by the International Andalusian/Lusitano Horse Association and published in the prize list in any test at the championship level offered.
 - a. Dressage classes will be conducted in a 20 x 60 meter arena. On the day of the dressage championships, the arena will be open for hand walking only around the perimeter.
 - b. During championship competition, another rider may ride the horse on the showgrounds or compete in other performance championship classes, but only the qualified horse/rider combination may compete in the dressage championship class.
 - c. Whips may not be carried in championship tests except by competitors riding side saddle.
 - d. All championship tests must be ridden from memory.
 - e. In the event of a tie (equality of total points) the collective marks will determine first, second and/or third places. If collective marks are equal, the tests will be returned to the judge for placing resolution.
 - f. Hors de Concours entries are not permitted.
 - g. A horse must obtain 50% or better to be named Champion.

SUBCHAPTER AL-42 DRESSAGE SPORT HORSE IN HAND

AL234 Dressage Sport Horse In Hand

1. For rules governing Sport Horse In Hand classes see Dressage Division, Subchapter DR-2 Dressage Sport Horse Breeding. Breed restricted Sport Horse In Hand classes held in the Andalusian/Lusitano Division to be conducted in accordance with USEF Dressage Sport Horse Breeding (Subchapter DR-2) rules except as stated herein:
 - a. Exception to DR204: Sport Horse In Hand classes for the Andalusian and Half Andalusian Sport Horses may

AL - ANDALUSIAN/LUSITANO DIVISION

be held separately or in conjunction with any licensed Andalusian/Lusitano competition. Sport Horse In Hand classes may be held as specified in the AL division or as deemed appropriate by competition management and published in the prize list with the exception that horses of one sex shall not be judged against those of the opposite sex.

- b. Exception to DR206: Bridles are mandatory on horses three years and older. A bridle shall be a dressage-type snaffle bridle or hunter-type snaffle bridle. Snaffle may be with or without cheeks, keepers allowed. A noseband is optional but if used, it must be a cavesson style noseband. A split or single chain may be used, attached through both sides of the bit, with/or instead of reins. Horses aged two years may be shown in a bridle (as listed above), or a brown or black plain leather stable halter. Horses under age two years must be shown in a brown or black plain leather stable halter. Horse wearing non conforming appointments will be eliminated from judging consideration.
 1. Conservative casual attire is recommended for the handler. This would include casual pants and shirt. Also acceptable would be Dressage or hunter attire including breeches, boots, shirt with tie, stock tie or choker collar. Jackets, hats, vests, and gloves are optional.
 2. The handler may carry only one whip, maximum length of six feet, including lash and without attachments (i.e. plastic bags, ribbons, etc.). *BOD 1/16/16 Effective 4/1/16*

SUBCHAPTER AL-43 DOMA VAQUERA-OPEN TO PUREBRED AND HALF-ANDALUSIAN HORSES

AL235 General

1. The combination (horse and rider) receiving the highest score at the IALHA National Championship Show in either the basic or intermediate level will not be eligible to compete at that level in future years.
2. Rider provides appropriate background music during the test, which is any Spanish or Latin guitar, Classical or Modern without vocals.
3. Arena size: Minimum 18 x 40 meters or 20 x 60 meters.
4. Participants will be called in a pre-established order. A participant who does not enter within one minute will be eliminated.
5. No comments can be made during contestant's ride.
6. It is important the judge does not forget the 'air or attitude of proudness' of the vaquero. This is what defines and distinguishes Doma Vaquera from other disciplines.
7. The horse must walk with impulsion, the mosquero moving in rhythm with the horse.
8. The gallop must be steady and true, with impulsion and cadence, achieving all of the movements with an air more lively, than usually seen in working horses.
9. The rider should present to the judge his own style, not to copy other riders. The importance of the submission of the horse to the rider and not the reverse, adapting himself to the horse so that he does not irritate or confuse the horse.
10. One has to place value on the image of the rider but it does not override the overall impression of the horse and rider.
11. The movements made in the 'aire vaquero' should have the quality of spontaneity. Repetitive and monotonous movements will not be 'Doma Vaquera'.
12. The basic movements required constitute approximately 80% of the score. The rest of the exercises and movements elevate and compliment the technical level of Doma Vaquera.
13. The judge should score accurately the basic movements, walk, trot, canter, and gallop of the horse in their notes.

The judge may comment positively or negatively on the manner of each movement performed.

14. The rider should be given higher scores for the spontaneity, diversity, style, alternation of walk and gallop, obedience of the horse and the risk the rider assumes according to the combinations of distinct movements.
15. The rules specify:
 - a. All movements are to be made on both reins and if not done on both, it will not be considered complete and the points will not be more than 5 points.
 - b. There are coefficients in the basic movements that are inscribed on the score sheet. This is for the rider to realize the more important movements.
 - c. One must place much importance on the entrance and execution of the initial presentation of horse and rider. Those that do not show the proper respect and dignity, the 'air' of Doma Vaquera', must not receive more than 5 points.

AL236 Judging Criteria

1. The judge will sit at the end of the arena opposite from where the exhibitors enter. Each judge will be provided with a scribe who shall have the proper scorecard. The scribe will record the judges scoring (0-10) and give the card to the judge for his final review. All combinations (horse and rider) will line up in the arena for inspection. If they do not pass with a sufficient (5) score, they will not be allowed to perform the pattern. Points will be calculated at the end of each ride. Scorecards will be available to the contestant following the completion of the competition.
2. The movements are graded on a scale of 0 to 10 by the judge. The highest point is 10 the lowest is 0. Decimals are not permitted. The movements described on the tests are obligatory and in no case will be modified or simplified. Movements that are not completed will be penalized ten points.
3. SCORING: The scale of points is as follows:
 10. excellent
 9. very good
 8. good
 7. rather good
 6. satisfactory
 5. sufficient
 4. insufficient
 - 3 rather bad
 2. bad
 1. very bad
 0. not executed
4. Freestyle: All the movements to be ridden are numbered in the order that they will be performed and listed on a score sheet to be given to the judge prior to the ride. The order and placement of the movements in the ring is at the election of the rider. Freestyle patterns must be submitted to the show management for delivery to the judge(s) one hour or more before the class starts. If the freestyle pattern is not submitted within the one hour or more time frame the rider must ride the prescribed pattern. No exceptions.
5. Rider that is eliminated is not able to claim a ribbon or award.
6. Eliminations:
 - a. Entering ring before the signal.

AL - ANDALUSIAN/LUSITANO DIVISION

- b. Entire horse exiting described arena during test.
 - c. Evidence of fresh injuries or blood on the horse's nose, mouth, back or sides.
 - d. Lameness of horse.
 - e. Abuse of horse in the show ring and/or evidence that an act of abuse has occurred prior to or during the exhibition of a horse in competition.
 - f. Improper attire or equipment to be penalized at judge's discretion
 - g. Not entering ring within one minute of signal.
 - h. Rider grabs reins in both hands. Use of two hands, except in case of Junior Horses wearing a bosal or snaffle bridle It is permissible to adjust rein length with free hand.
 - i. Fall of horse and or rider. A horse is deemed to have fallen when its shoulder and/or hip, and/or underline touches the ground.
7. The basic level recommended time to complete is six minutes
8. Intermediate and Advanced levels recommended time to complete is eight minutes

AL237 Appointments

1. Basic and Intermediate at a local competition: Turn out of the horse and rider should be of one discipline and riding style (i.e. placement of hands and use of reins.) Junior horses may be ridden in a snaffle with two hands on the reins. Advanced shall use the same appointments that are appropriate at the Regional/National Show.
2. Basic, Intermediate, and Advanced at a Regional/National Competition: A Spanish Vaquera saddle of black or brown. No saddle pad may be used. Brown stripe or black and gray stripe blanket, to be tied in front, without the farm brand. Black or brown headstall, with or without a throatlatch, and a leather or braided horsehair (Mosquero), is to be used. The bit is a black curb type bit. Spurs are optional, if used they shall be black with white or brown spur straps.
3. Special Considerations: Long manes may be braided. No colored ribbons shall be used in the mane or tail. Martingales and leg protectors are prohibited. The horse may wear shoes or be unshod. Special sliding shoes are prohibited.

AL238 Attire

1. Basic and Intermediate at a local competition: Appropriate wardrobe is to be worn and the judge will have the final word on allowing an entry to show. The rule should apply for the particular discipline that is listed in the IALHA rule book. Advanced shall use the same attire that is appropriate at the Regional/National Show.
2. Basic, Intermediate, and Advanced at a Regional/National Competition: A TRAJE CORTO jacket in solid black or dark brown. The black jacket shall be worn with gray and black striped pants. The brown jacket (Calzona) provided that the silver ornaments (Caireles) are removed and the cuffs of the pants are turned up. A black Sevillano hat may be worn with gray striped pants and a brown Sevillano hat may be worn with brown pants. Also acceptable are jackets of grey, blue, green, and earthy colors. Female riders would wear the same attire or with a split skirt, but shall not have flowers or ornaments in their hair.

AL239 Gaits and Maneuvers

1. Reins are held in the left hand with the little finger between them. This is the only correct position and any other is considered a grave fault. The right hand is only used to adjust the length of the reins. The right hand is to be placed on the thigh with the thumb forward in the walk and trot. At the canter and gallop the right hand is crossed in front of the chest. (Exception: If horse is ridden in a snaffle, rider may use two hands on reins.)
2. One may not use the voice for aiding the horse, heavily penalized by the judge.
3. Contestant enters ring on right lead stopping in front of judge and saluting. This is also repeated at end of ride El Paso (walk):

4. The walk is a fundamental movement of Doma Vaquera. The horse must go with rhythm, swinging the mosquero with impulsion and rhythm. The rider must show to the judge, without hurrying, straightness on a line and curvature on a circle.
5. Circles: Circles at a walk must describe a complete circle, with measured regularity of steps, roundness of the circle, and the aids and position of the rider.
6. Half passes: Made with correct aids, curving toward direction of travel with the forehand leading the posterior.
7. Full pass: This is a half pass with as little as possible forward movement.
8. Turns on forehand and haunches:
To be executed on a straight line, full turn, without losing impulsion, leaving in the same direction that it was initiated. The turn on the haunches at a walk is a classic movement. No rearward steps of the horse are allowed. Both are performed with constant cadence, head curved slightly in the direction of the turn. Horses will be penalized for not picking up their pivot leg.
9. Reinback:
Straight, minimum of 6 steps back and 6 steps forward.
10. Gallop: The gallop, collected, working and extended, should be true and cadenced with impulsion, balanced and centered, and not on the forehand. Like the walk the rider should demonstrate to the judge with clarity and completeness the generousness and quality of his mount.
11. Flying changes: Flying changes on the straight line constitute a secondary movement; it is a movement of adornment, of indisputable difficulty correctly executed.
12. Counter-canter: Counter canter done from a straight line or from a circle.
13. Rollbacks: Rollbacks are executed from good working gallop, the horse is well under himself, lifting his front and turning 180 degrees or 360 degrees, leaving with IMPULSION and the SAME lead that he initiated the exercise. The horse never stops moving.
14. Arrear: Not simply an extended gallop but the horse initiates a gallop extending his neck and utilizing his strength to develop an energetic gallop in a short space. The rider slows the gallop, turns and extends again in the opposite direction repeating the collection and turn. This is simply not an extended gallop but with much effort and the judge will reward with his points the higher the risk.
15. Fast stop: The fast stop should be made from an energetic gallop, reinback of at least 6 steps and leaving immediately on other lead, fast gallop, another fast stop with at least 6 steps of reinback. The final stop has to be made in front of the judge, the back legs well under the horse, immobile, and the horse obedient.

AL240 Patterns

Below are the patterns for each Doma Vaquera level. The Basic test is to be done as is listed, and the Intermediate and Advanced may do the pattern or a free style test, which is done only in the following manner. There are certain Required Elements and it is up to the exhibitor to choreograph his or her own ride. The free style pattern must be submitted along with the proper score sheet to the judge prior to the ride. These movements excluding the halt, salute, on entry and exit, may be done in any order. Freestyle patterns must be submitted to the show management for delivery to the judge(s) one hour or more before the class starts. If the freestyle pattern is not submitted within the one hour or more time frame the rider must ride the prescribed pattern. No exceptions.

A. LEVEL I – BASICO – DESCRIPTION OF PATTERN

Figure 1: Enter the arena at A at the canter **on the right lead**. Canter A to I. At I stop, settle and salute the judge(s).

After signal from judge(s) walk from I, G, M, B, X.

Figure 2: At X, turn right and walk to I. At I, make a 9m circle to the right. At I, make a 9m circle to the left. At I, walk to G and to H. At H, turn on haunches to the left 180 and continue to M.

Figure 3: At M, turn on forelegs 180° to the right. Walk to H, turn on forelegs 180° to the left and walk to G.

AL - ANDALUSIAN/LUSITANO DIVISION

Figure 4: At G, stop for 4 seconds, reinback a minimum of 4 steps. Walk forward. At G, start working trot to M, B, X and I. At I, make a 9m circle to the right. At I, make a 9m circle to the left. At I, transition to a collected trot and continue to G, M and R.

Figure 5: At R, start canter and canter around the arena to E. At E, make an 18m circle to the right. At E canter to H. Before G, transition to the walk and continue to M. At M turn on haunches 180° to the right and continue to G.

Figure 6: After G and before H, start canter and continue to E. At E, make an 18m circle to the left.

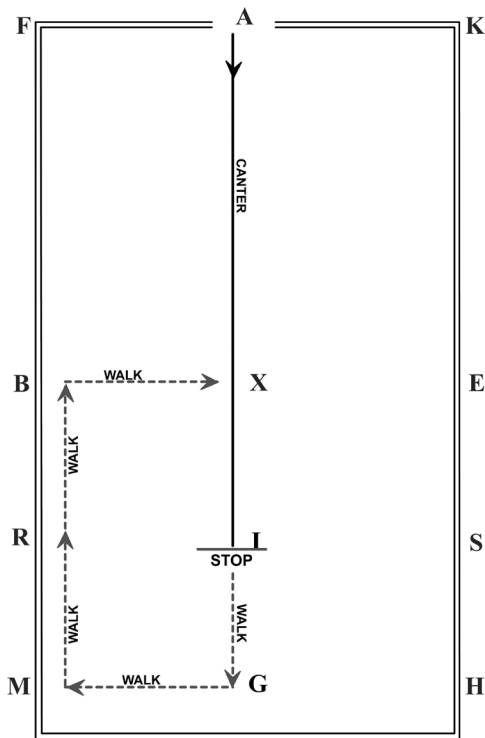
Figure 7: At E, continue canter to K, A, I. At I, make a fast stop* and reinback immediately a minimum of 6 steps. After reinback, long walk to G, stop and salute judge(s).

Figure 8: After signal from judge(s) depart the arena at working walk.

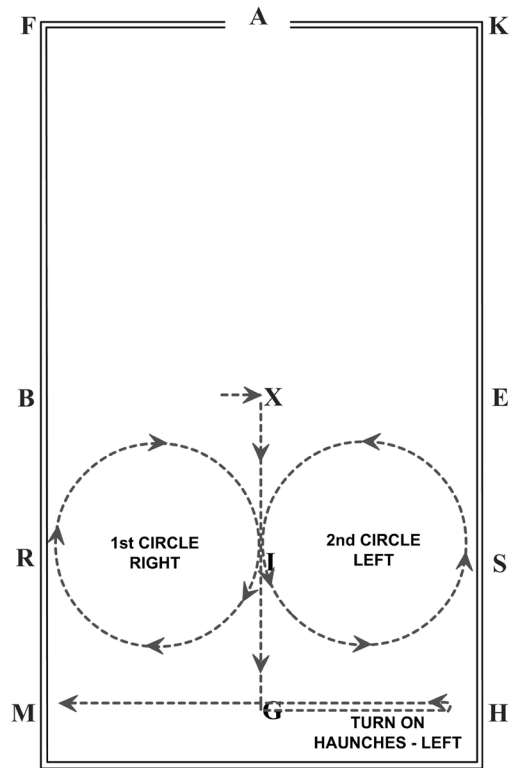
*NOTE: The fast stop prescribed herein is NOT a sliding stop that is performed in reining classes.

LEVEL I DIAGRAMS OF PATTERN

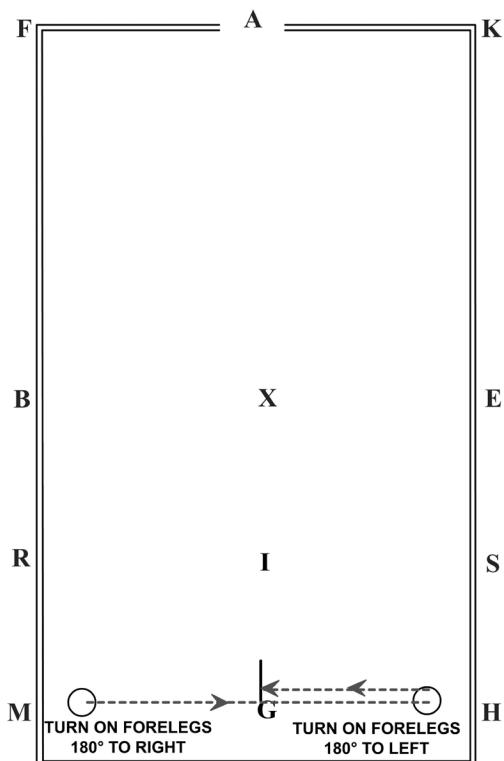
Level I - Figure 1



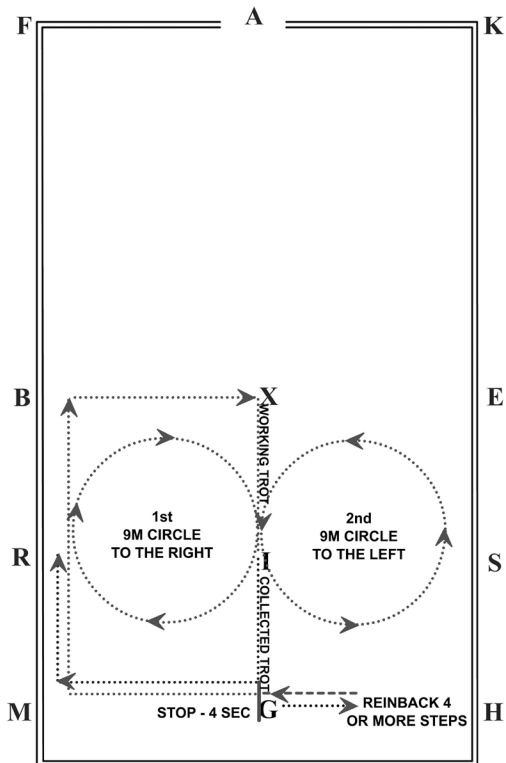
Level I - Figure 2



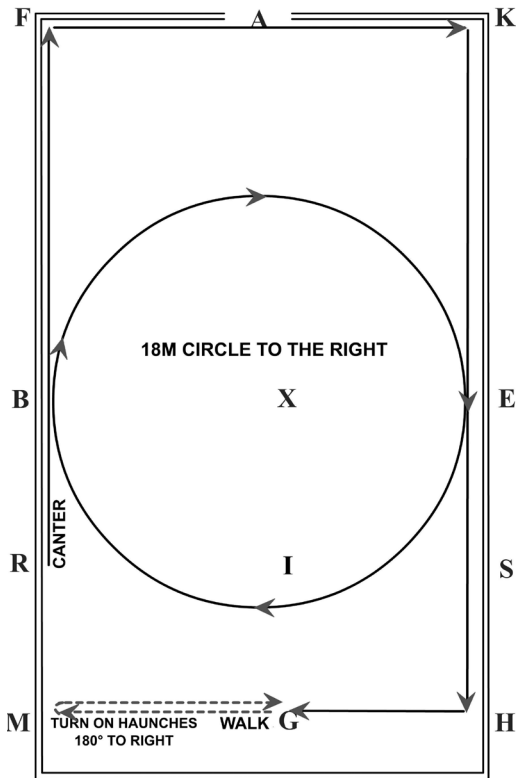
Level I - Figure 3



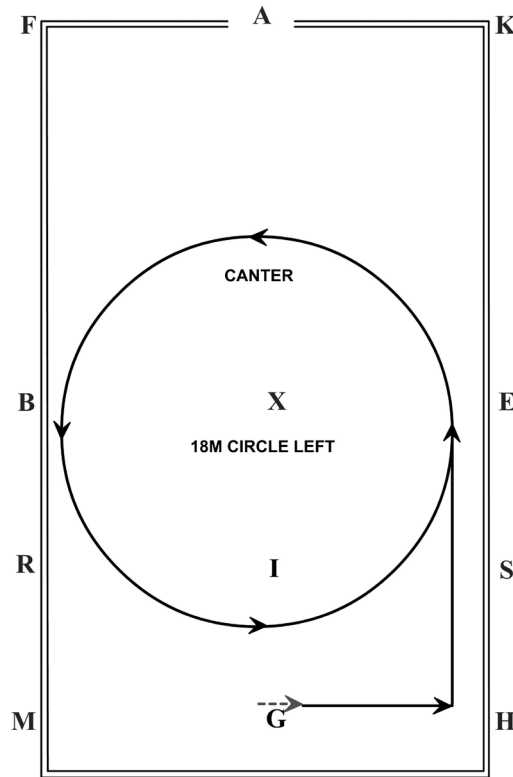
Level I - Figure 4



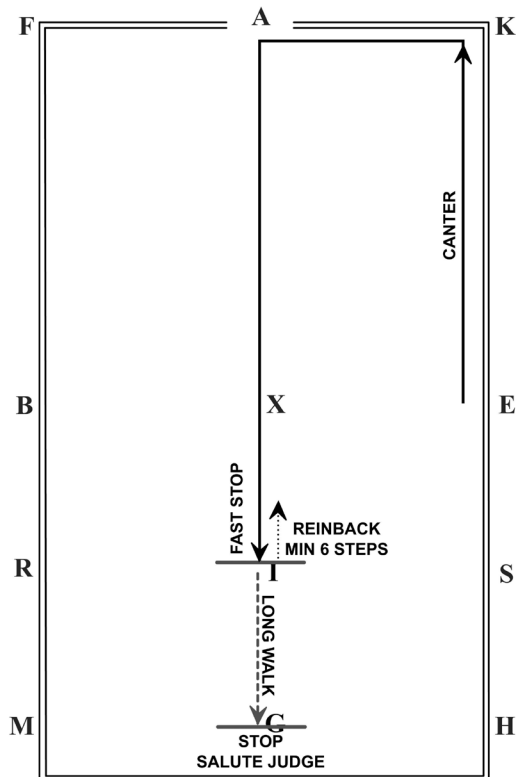
AL - ANDALUSIAN/LUSITANO DIVISION
 Level I - Figure 5



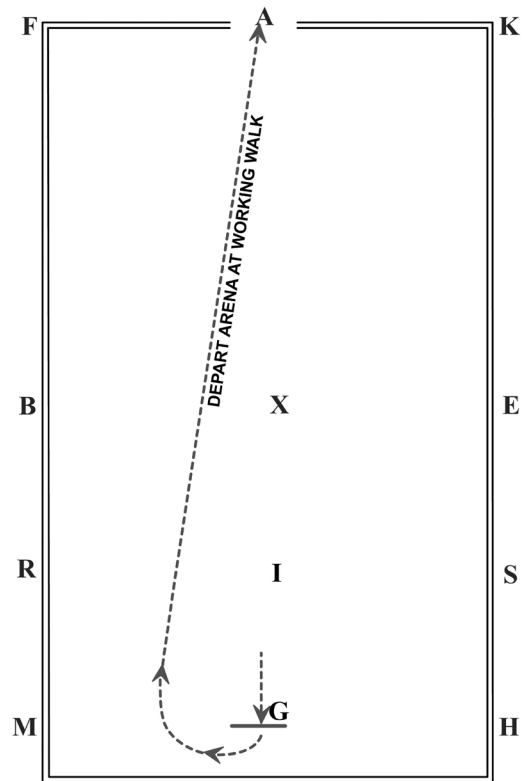
Level I - Figure 6



Level I - Figure 7



Level I - Figure 8



B. LEVEL II - INTERMEDIO - DESCRIPTION OF PATTERN

Figure 1: Enter the arena at A at the working canter **on the right lead**. Working canter to I, stop, settle and salute the judge(s). After judges' signal to begin, start collected walk from I to G, M, B and X.

Figure 2: Collected walk from X to I. At I, at the working walk, make a 9m circle to the right. At I, make a 9m circle to the left. At I, continue working walk to G, M. At M, turn left on haunches 180° and continue working walk to H. At H, turn right on haunches 180° and continue working walk to M.

Figure 3: At M, turn right on forelegs 180° and continue working walk to H. At H, turn left on forelegs 180° and continue working walk to G. At G, stop for 4 seconds, reinback a minimum of six steps and continue working walk to M, B, X.

Figure 4: At X, continue working walk to G, H. After H, half pass left to arena center line and walk forward to X. At X, rollback right 180° then half pass to M. At M, rollback left 180° and continue working walk to R and stop.

Figure 5: Working canter from R to F, A and X. After X, canter half pass right to arena rail and canter around rail to H. After H, canter half pass left to centerline of arena and continue canter to X.

Figure 6: At X, canter a 9m circle to the left. At X, change lead and canter a 9m circle to the right.

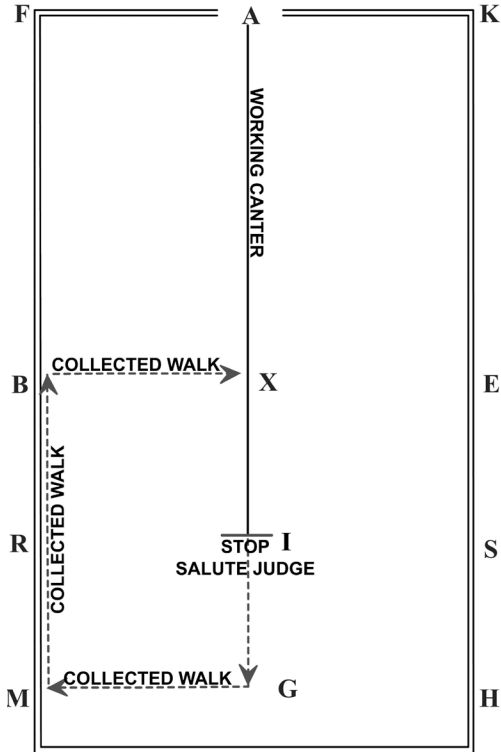
Figure 7: After X, on arena center line, rollback left 180°. Canter to G, and rollback right 180°. Continue canter to X and then to F.

Figure 8: Canter F to A and turn right. Gallop from A to I. At I, perform a fast stop,* reinback a minimum of 6 steps and stop. Long walk to G, stop and salute judge(s). At signal from judge(s), depart the arena at working walk.

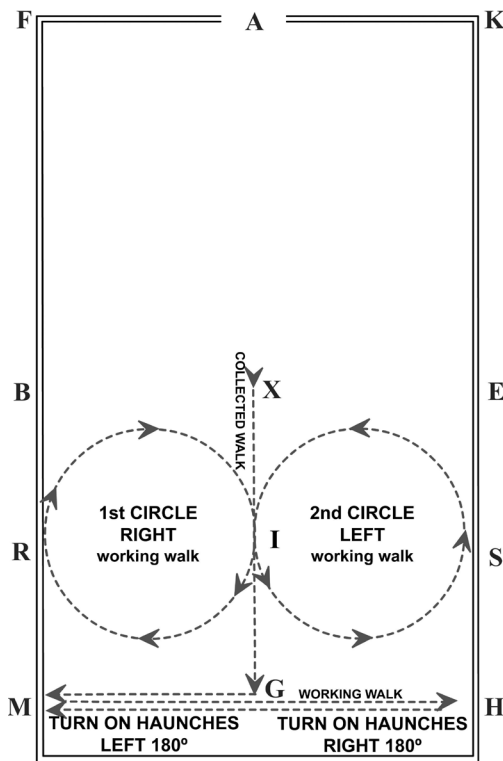
*NOTE: The fast stop prescribed herein is NOT a sliding stop that is performed in the United States reining shows.

LEVEL II DIAGRAMS OF PATTERN

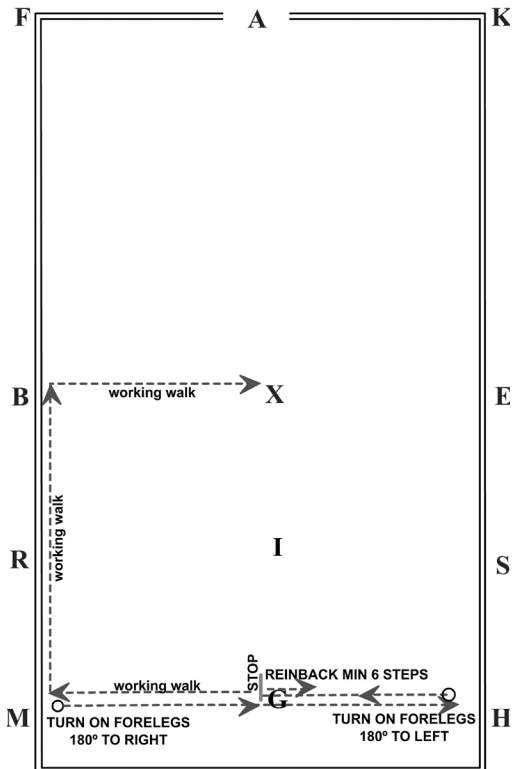
Level II - Figure 1



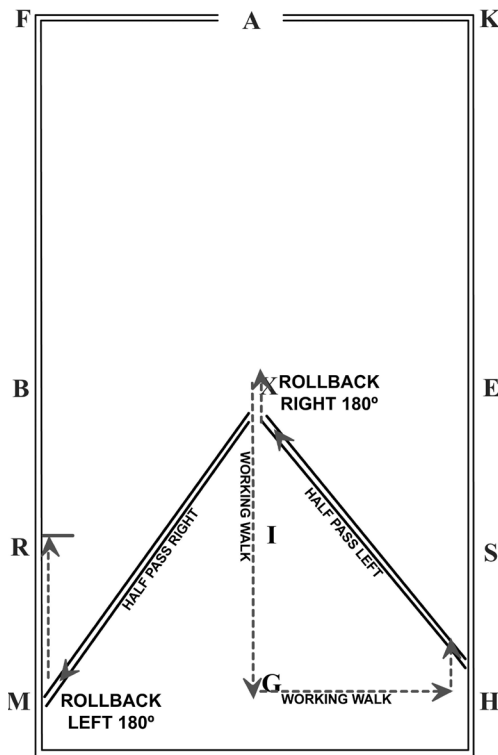
Level II - Figure 2



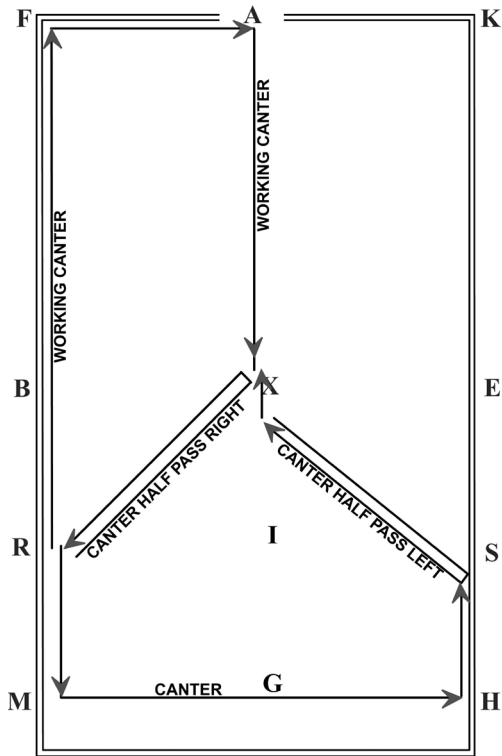
Level II - Figure 3



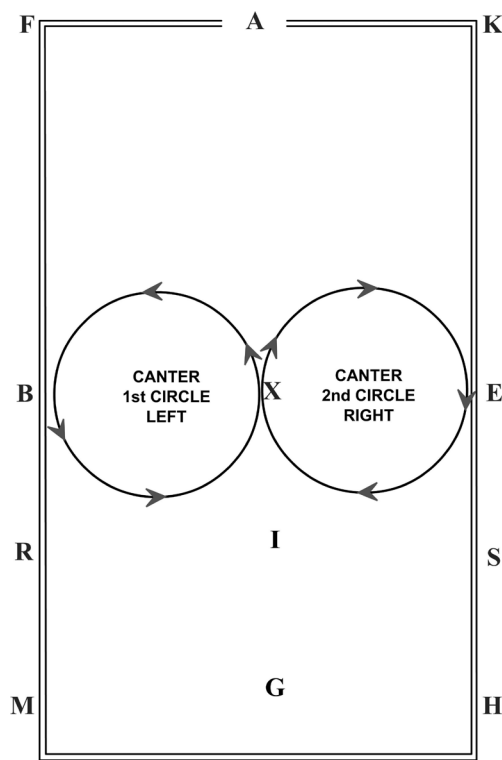
Level II - Figure 4



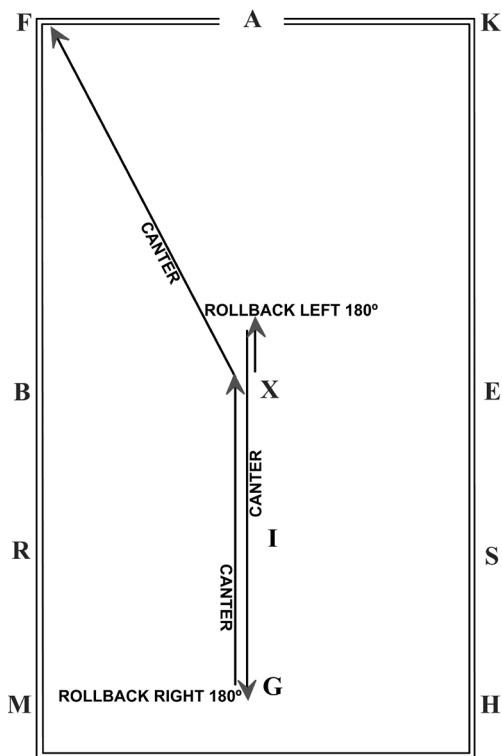
Level II - Figure 5



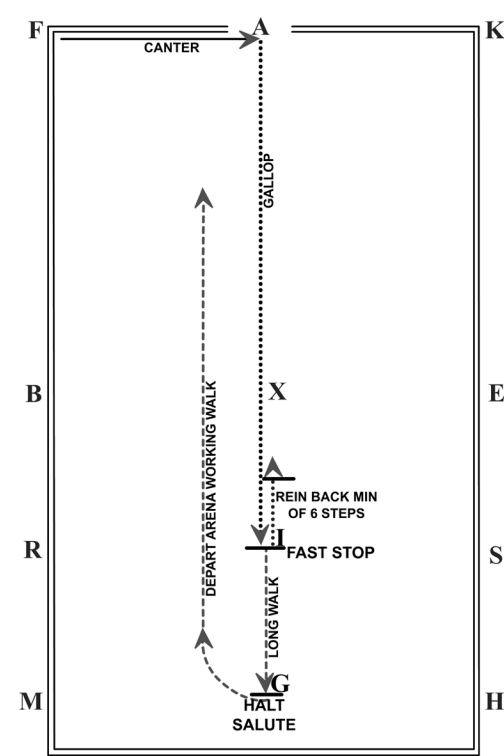
Level II - Figure 6



Level II - Figure 7



Level II - Figure 8



C. LEVEL III - ALTA - DESCRIPTION OF PATTERN

Figure 1: Enter the arena at A at the working canter **on the right lead**. Working canter to I, stop, settle and salute the judge(s). After judges' signal to begin, start collected walk from I to G, M, B. At B, turn right.

Figure 2: At X, turn right and transition to working walk. At I, Make a 9m circle to the right. At I, make a 9m circle to the left. At I, continue working walk to G, M. At M, turn left on haunches 180° and continue working walk to H. At H, turn right on haunches and continue to M.

Figure 3: At M, turn right on forelegs 180° and continue to H. At H, turn left on forelegs 180° and continue to G. At G, stop for 4 seconds, reinback a minimum of 6 steps and continue working walk to M, B and turn right.

Figure 4: At X, turn right. Continue working walk G, H. After H, half pass left to X. After X, rollback right 180° and half pass to M. At M, rollback left 180° and walk forward.

Figure 5: At R, full pass right to arena center line. Walk forward a minimum of 4 steps, full pass left to arena rail and walk to B.

Figure 6: At B, begin working canter to F, A, and X. At X, start canter half pass right to arena rail and around arena to H. After H, canter half pass to X.

Figure 7: At X, rollback right and canter to I. At I, rollback left and canter to X. At X, make a 9m circle to the left. At X, Change leads and make a 9m circle to the right.

Figure 8: At X, counter canter a 9m circle to the left. At X, change leads and counter canter a 9m circle to the right. At X, canter toward A. Before A, make a 360° spin left, canter forward, make a 360° spin right, and canter to A.

Figure 9: Continue canter from A to K. At K, canter diagonal to M making a flying lead change, before, at and after X. At M, turn left to G. At G, begin collected canter around arena to A.

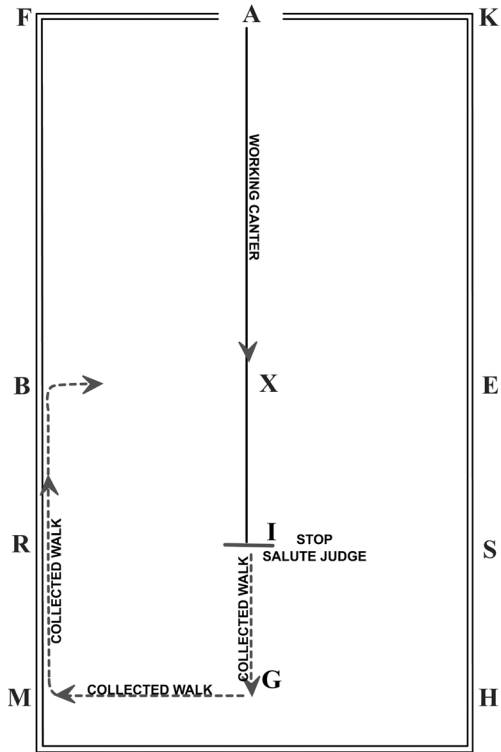
Figure 10: At A, turn left and stop on arena center line. After stop, gallop straight to I and make a fast stop.* Reinback a minimum of 8 steps and long walk forward to G. At G, stop and salute judge(s) at judges' signal, depart arena at the working walk.

*NOTE: The fast stop prescribed herein is NOT a sliding stop that is performed in the United States reining shows.

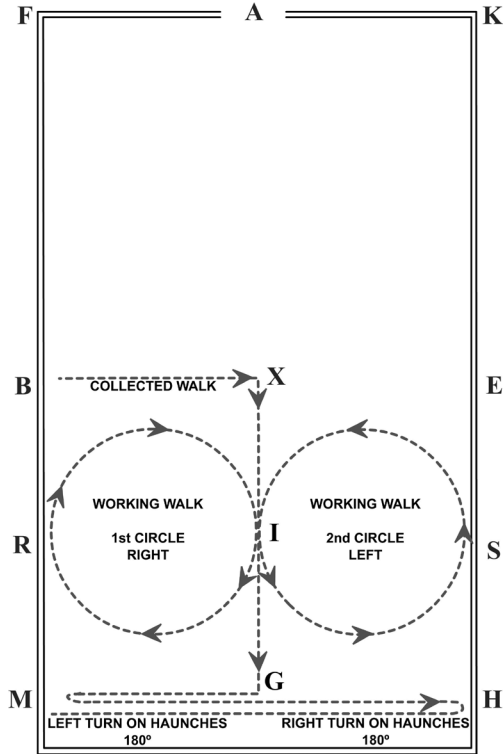
BOD 1/16/16 Effective 4/1/16

LEVEL III DIAGRAMS OF PATTERN

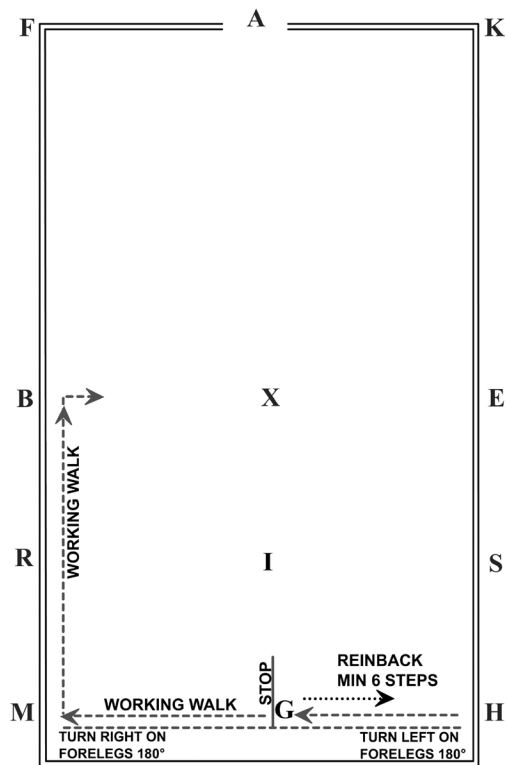
Level III - Figure 1



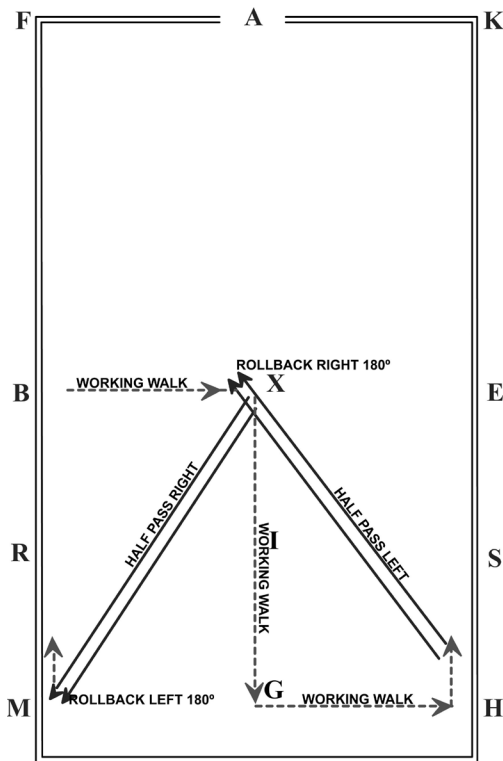
Level III - Figure 2

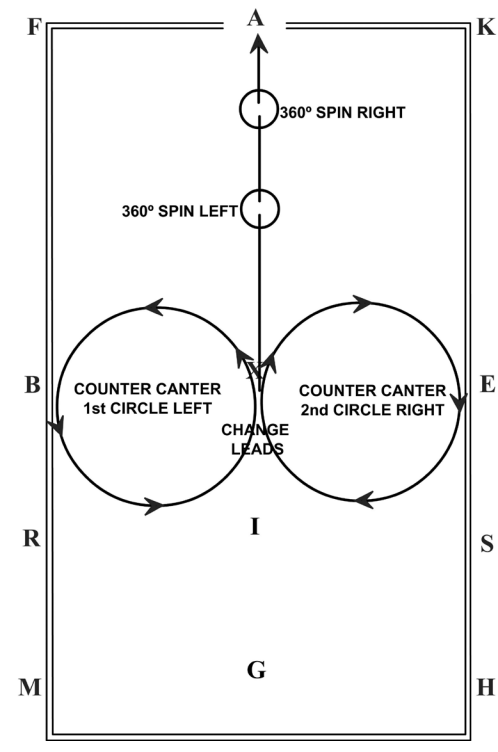
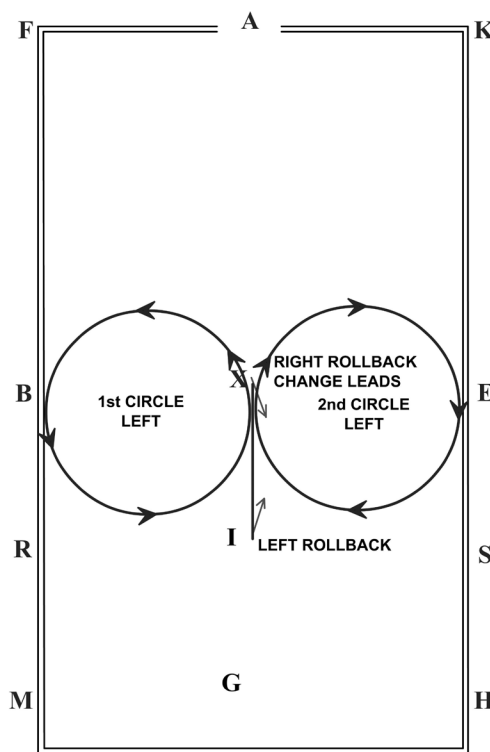
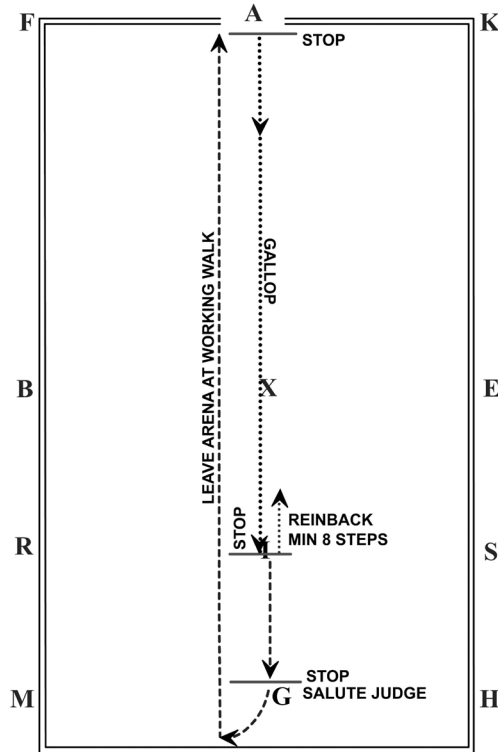
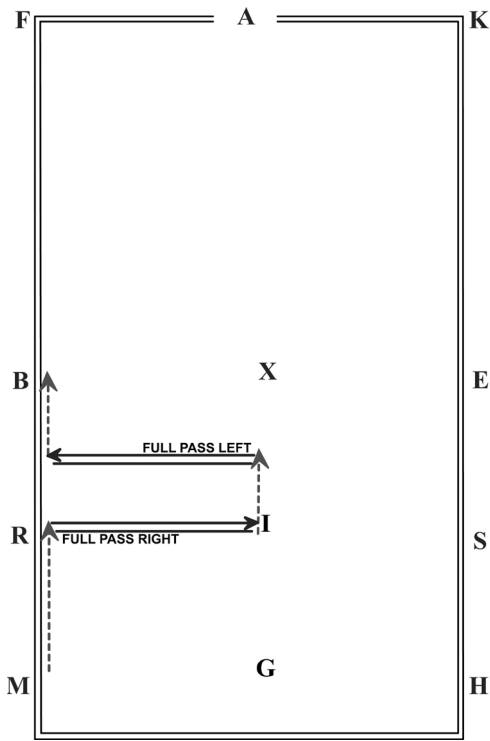


Level III - Figure 3

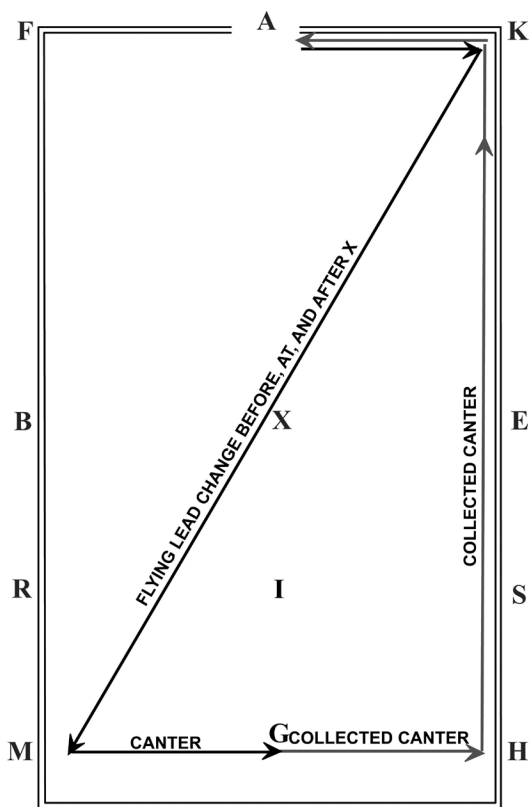


Level III - Figure 4

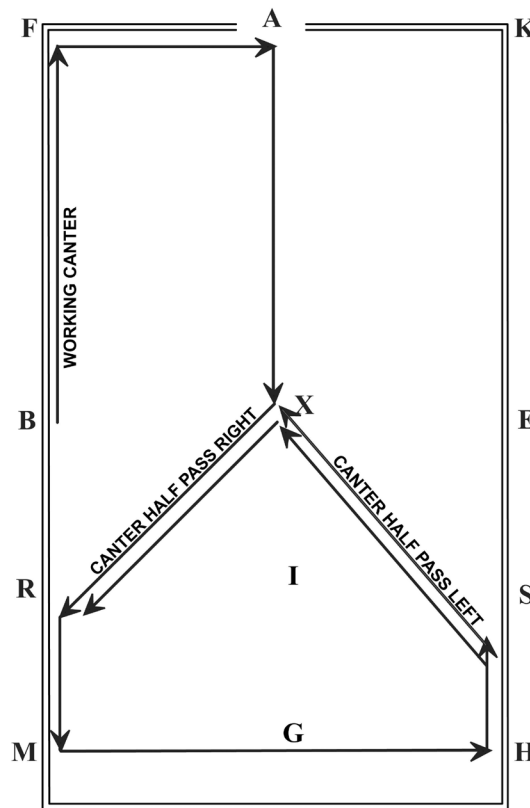




Level III - Figure 9



Level III - Figure 10



SUBCHAPTER AL-44 WORKING EQUITATION ANDALUSIAN/LUSITANO

AL241 Overview

1. Objective and General Principles

Working Equitation was created with the intent of exhibiting equestrian techniques, skills, and heritage developed in countries whose riders use horses in field work. The objective of Working Equitation is to demonstrate the utility of the horse in partnership and harmony with the rider.

2. Phases:

- Phase: One part of the Working Equitation competition. Each phase is scheduled as a separate class, with performance in each phase contributing to the overall placing in the competition.
- An individual Working Equitation competition is comprised of three phases in the following order: Functionality, Ease of Handling, and Speed phases.
- Competitions comprised of only one or two of the phases are allowed under these rules. In such cases, the competition advertisement shall state the phases to be conducted and that it is not a complete Working Equitation competition.
- When a competition includes all phases, the show management may allow entrants to compete in one or more of the phases without requiring them to compete in all phases. See General Scoring section for more information.
- Team competitions also include a Cattle Work phase to be performed after the Speed phase.

3. Levels and Divisions: Introductory, Level 1, 2, 3, 4

Levels Descriptions:

- Introductory level: This level is for horses or riders with only basic skills. At this level the rider may use two

AL - ANDALUSIAN/LUSITANO DIVISION

hands throughout the competition. The skills called for include walk, walk on a loose rein, trot, halt and rein back in the Functionality test, allows walking through all obstacles and trotting between obstacles. Obstacles chosen for this level should be simple, such as the serpentine, bridge, straight corridor, 3 barrels, pick up a pitcher, double slalom, livestock pen or figure 8 barrels.

- b. Level 1: This level asks for the following gaits: walk, walk on loose rein, trot, canter on correct lead, halt, rein back and some lateral control to maneuver in the obstacles. The transitions upward and downward are gradual and the rider may use 2 hands throughout the competition. Refer to the obstacle chart for the obstacle list.
- c. Level 2: This level asks for walk, walk on loose rein, trot, canter, simple lead changes, halt from any gait, large and small circles, rein back, leg yield and turn on haunches. Rider's may choose to ride with either 2 hands or one hand but will receive more points for using just one hand. During the obstacle phase riders are expected to canter between obstacles. Please refer to the obstacle chart.
- d. Level 3: This level asks for walk, walk on loose rein, collected walk, trot, canter, collected canter, flying lead changes, halt from any gait, large and small circles, rein back, turn on haunches, half pass at the walk and a half pirouette or rollback. Riders must use one hand on the reins throughout the competition. Refer to obstacle chart for gaits required in obstacles.
- e. Level 4: This is the most advanced level and should demonstrate a finished working horse. Riders may only use one hand on the reins throughout the competition. Only walk, collected walk, canter and collected canter are called for during the Functionality phase. Riders are expected to choreograph their own routine to include all of the elements on the Level 4 Functionality test score sheet. Riders must provide music to accompany their Functionality test. This level uses rules that are available for download from www.ialha.org.
- f. Divisions within these levels may be offered, at the discretion of show management. Typical examples include amateur/open, junior exhibitor, senior exhibitor, age of rider, or gender of rider.
- g. Riders are classified as amateurs or professionals according to USEF rules.

Skills Chart for Working Equitation Levels					
Skill/maneuver Description	Intro	Level 1	Level 2	Level 3	Level 4
Halt from walk	X	X	X	X	X
Halt from trot	X	X		X	
Halt from canter			X	X	X
Walk	X	X	X	X	X
Collected Walk				X	X

Skills Chart for Working Equitation Levels					
Skill/maneuver Description	Intro	Level 1	Level 2	Level 3	Level 4
Trot	X	X	X	X	
Canter		X	X	X	X
Collected Canter				X	X
Canter from trot		X	X		
Canter from walk			X	X	X
Canter from halt			X	X	X
20 meter circle	X	X	X		X
15 meter circle		X	X		X
10 meter circle		X	X	X	X
Rein back	X	X	X	X	X
Walk on a loose rein	X	X	X	X	X
Simple lead changes			X		
Flying lead changes				X	X
Leg yield at walk			X		X

Skills Chart for Working Equitation Levels					
Skill/maneuver Description	Intro	Level 1	Level 2	Level 3	Level 4
Half pass at walk				X	X
Half pass at canter					X
Turn on haunches			X	X	X
Half pirouette/rollback				X	X
Full pirouette					X
Ride with 2 hands	X	X			
Ride with 2 hands or 1 hand			X		X
Ride with 1 hand				X	X

4. Use of riders' hands:

- a. Riders in the Introductory Level, Level 1 and Level 2 may ride with one or two hands and will receive credit for riding one handed.
- b. Riders at Level 3 and 4 shall use a single hand on the reins at all times or they will be eliminated. The free hand may only be used for momentary adjustment of the reins.

5. Tack and Attire

- a. Tack and attire is required to be all of the same tradition and must remain consistent throughout the competition. At Level 4, competitors must show in complete tack and attire that is of a traditional cattle-working tradition. Refer to rules available on www.ialha.org.
- b. Tack must be complete, including a bridle or bosal and saddle. Attire shall include a hat or helmet, and boots with a sturdy heel.
- c. When an entry enters the gate for the Functionality phase, the judge or designated gate steward will note the tack and attire for the entry. Each time an exhibitor begins a subsequent phase, tack and attire will be checked and noted on the competitors' score sheet. In each phase, the judge, or designated gate steward, will check to ensure tack and attire is consistent throughout the competition. Substitution for equipment that has broken between phases is allowed provided the replacement equipment is of the same style and the broken equipment

is presented to management for approval.

- d. Regardless of the tradition of an entry's turnout, at no time shall a horse be shown, exhibited, exercised, or otherwise subjected to tack or other artificial devices that are deemed inhumane, cause visible injury obvious to the judge or steward, or are otherwise prohibited by USEF.
 - e. Questions as to the acceptability of an entry's tack or attire may be referred to the judge through the steward prior to the horse being shown. Any decision made by the judge shall be final.
 - f. There shall be no penalty for the use of protective headgear or protective safety vest for the rider in any Phase. See USEF GR801.4.
 - g. Protective boots for horses are allowed in the Ease of Handling, Speed, and the Cattle Work phases. Bell boots (over-reach boots) or similar devices are allowed in the Speed and Cattle Work phases. In the case of inclement weather, management may permit the use of bell boots on the front hooves for the Ease of Handling phase.
 - h. Whips or crops are allowed at the Introductory Level and Levels 1 and 2. No whips or crops are allowed in competition phases at Levels 3 or 4. Whips may be used in the warm-up arena.
6. Eligibility
- a. Horses must be at least four years old.
 - b. An entry shall consist of a single horse and rider combination. Each entry must compete at the same level in all phases. A rider may compete on multiple mounts as separate competition entries. A horse may compete only once at a single competition.
 - c. Team Classification: Four horse and rider combinations must compete in all three required phases as individuals and as a team in the Cattle Work phase.
7. General Rules for all Phases
- a. Salute: Competitors are required to salute the head judge while at a halt at the beginning and end of the test in each phase. All female riders and male riders wearing protective head gear will salute the judge with a nod of the head and sweep of the arm. Male riders not wearing protective headgear will remove their hat using the hand not holding the reins.
 - b. Outside Assistance: Competitors may not receive outside assistance during the phases or they will be disqualified from the phase. Riders may receive clarifications or advice during the warm-up period or after the phase has been completed. Exception: A caller may be used for the Functionality phase at the Introductory level and Level 1.

AL242 Functionality Phase

1. The objective of the Functionality phase is to demonstrate the harmonious development of the form and ability of the horse. The horse in this phase should appear calm, supple, loose, flexible, confident, attentive, and keen, thus achieving understanding with its rider. Each movement should be executed smoothly and with precision. These qualities should be demonstrated by:
 - a. Confidence, harmony, regularity and ease of movement;
 - b. Lightness of forehand of the horse and engagement of the hindquarters, demonstrating good impulsion;
 - c. Acceptance of the bit, with obedience and attentiveness to the rider without any tension or resistance.
 - d. Working Functionality phase tests can be found at www.usef.org from the Andalusian/Lusitano page, Forms and Guidelines tab.
 1. The head judge will signal readiness by using a bell or whistle, after which the entry shall have a maximum of one minute to enter the arena and begin the test.
 2. Evaluation of each entry begins when he/she enters the arena and ends when he/she exits the arena.
 3. Level 4 tests shall have a maximum time of seven minutes. Timer shall start at the beginning salute to the

head judge.

- e. Level 4 riders are required to provide accompanying music. Check with management for acceptable format.
- f. Errors on Course: penalized as follows:
 - 1. First error-3 points;
 - 2. Second error-6 points;
 - 3. Third error, the entry is eliminated. The judge may permit eliminated entries to finish the test.
- g. Scoring: All movements will be assigned a mark from 10 to 0, using the following scale. Half points are allowed.

Excellent	10
Very Good	09
Good	08
Reasonably Good	07
Satisfactory	06
Marginal	05
Insufficient	04
Fairly Poor	03
Poor	02
Very Poor	01
Not Executed	00

 - 1. The marks are multiplied by the corresponding coefficients listed in the test form.
 - 2. Penalty points are deducted.
- h. Placing of competitors for the phase will be ranked highest to lowest scores. In the event of a tie, the judge's marks for General Impressions are used to break the tie. In the event the General Impressions marks are equal, tied entries will remain tied.

AL243 Ease of Handling Phase

- 1. The objective of this phase is to demonstrate both the rider's and horse's capacity for tranquil, precise, and stylish movement through a variety of obstacles. The obstacles represent challenges which could be encountered in the field.
- 2. Obstacles should be designed with safety in mind. If at any time an obstacle is found to be unsafe, it shall be repaired or removed from the course. If it cannot be repaired, and some entries have completed the course, the score for this obstacle shall be deducted.

Each phase shall include obstacles as described below:

- a. Introductory Level: Between 6 and 8 obstacles.
 - b. Levels 1: Between 7 and 10 obstacles.
 - c. Level 2: Between 8 and 12 obstacles.
 - d. Level 3: Between 10 and 15 obstacles.
 - e. Level 4: At least 15 obstacles
- 3. At the Introductory level and Level 1, trot is allowed for movement between obstacles.
 - 4. Movement between obstacles at all other levels shall be at the canter.
 - 5. Chart of Obstacles: The chart indicates which gaits are allowed for each obstacle. Reference the obstacle

descriptions for more information. Legend for the table is as follows:

- a. N/A – Not applicable. The obstacle does not have a gait associated with it.
- b. W – Walk
- c. C – Canter
- d. W/C – Walk or Canter
- e. T – Trot
- f. A blank cell indicates the obstacle is not used at that level.

Obstacle/Level Chart of Gait Allowed					
Obstacle Type	Intro	Level 1	Level 2	Level 3	Level 4
Between Obstacles	T	T or C	C	C	C
Gate	N/A	N/A	N/A	N/A	N/A
Retrieve Lance	T	T or C	C	C	C
Knock Down Balls	T	T or C	C	C	C
Hit a Shield	T	T or C	C	C	C
Move a Ball in Corridor	W	W	W	W	W
Replace Lance	T	T or C	C	C	C
Bridge	W	W	W	W	W
Livestock Pen	W	W	W/C	W/C	C
Pitcher	N/A	N/A	N/A	N/A	N/A
Move a Sack	W	W	C	C	C

Obstacle/Level Chart of Gait Allowed					
Obstacle Type	Intro	Level 1	Level 2	Level 3	Level 4
Hay Jump		T or C	C	C	C
Figure 8	W	T or C	C	C	C
Cloverleaf	W	T or C	C	C	C
Corridor	W	W	W	W/C	C
Pole Bending	T	T or C	C	C	C
Parallel Pole Bending		T or C	C	C	C
Ring a Bell	N/A	N/A	N/A	N/A	N/A
Move a Cup	Varies	Varies	Varies	Varies	Varies
Dismount	N/A	N/A	N/A	N/A	N/A
Unusual Footing	W	W	W	W	W
Water Ditch		W/C	W/C	W/C	W
Embankment		T or C	C	C	C
Lasso a Target		W	W	W	W
Drag an Object		W	W	W	W

Obstacle/Level Chart of Gait Allowed					
Obstacle Type	Intro	Level 1	Level 2	Level 3	Level 4
Herding cattle		Varies	Varies	Varies	Varies
Side Pass Pole			W/C	W/C	W/C
Pirouette in the Triangle				C	C

6. The judge has the right to alter the course.
7. All elevated poles must be set in a standard jump cup or similar type bracket.
8. The course should be set up in such a manner as to allow the movements to be performed by riders using their left hand to hold the reins.
9. All obstacles shall be marked by red and white flags or markers (red on the right and white on the left) and numbered on the right hand side of the entrance flag to indicate the order of completion.
10. Class Procedure
 - a. All exhibitors entered in the phase will be allowed to inspect the course on foot without their mounts. Exhibitors may be accompanied by their trainer.
 - b. Competitors must perform the obstacles in the manner and order posted.
 - c. The head judge will signal readiness by using a bell or whistle. The entry shall enter the arena at the walk, approach the general area of the judge and salute. Before crossing the start line, an entry may not perform any obstacles, however they may cross the pole bending, parallel pole bending, and the series of obstacles with the lance. The rider may adjust the placement of the lance in the barrel to preference.
 - d. The entry shall have one minute from the time of the salute to begin the test or be eliminated. At the end of the test, the rider must salute the judge.
 - e. In order for an obstacle to be successfully performed, a rider must enter, exit and work the obstacle from the correct side or direction and perform the technical maneuver required by the obstacle.
 - f. If, after three attempts at approaching an obstacle, the horse and rider have not entered the obstacle, the judge should instruct them to move on to the next obstacle. The judge shall give a zero score for the obstacle. This will not be considered a cause for elimination.
 - g. If a competitor commits an error within any obstacle, the competitor may re-start the obstacle and perform it correctly before going on to the next obstacle. Credit shall be given for the proper execution with a deduction for the error.
11. Judging criteria general to all obstacles:
 - a. The phase is judged on the performance of the horse over and through obstacles. The transitions in gait are judged for each obstacle and are factored into the scoring.
 - b. Riders are assessed on position in the saddle, subtle use of aids and partnership with the horse.
 - c. The horse should work cadenced and in balance.
12. Obstacles performed at the canter should be on the correct lead. Change of direction at the canter shall have a corresponding lead change. Flying changes shall be rewarded more than simple changes; either break of gait or

AL - ANDALUSIAN/LUSITANO DIVISION
incorrect lead will be penalized.

13. Obstacles that are bumped, disturbed, or knocked down will have points deducted according to the severity. 14. Scoring: Execution of all obstacles, Notes for the Course, and Overall Impression will be rated from 10 to 0 on the score sheet, using the following scale. Half points are allowed.

•	Excellent	10
•	Very Good	09
•	Good	08
•	Reasonably Good	07
•	Satisfactory	06
•	Marginal	05
•	Insufficient	04
•	Fairly Poor	03
•	Poor	02
•	Very Poor	01
•	Not Executed	00

15. Placing of competitors for the phase will be ranked highest score to lowest score. In the event of a tie, the total marks for General Impressions are used to break the tie. If the General Impressions marks are equal, tied entries will remain tied and each will be awarded the points associated with the placing.

16. Causes for elimination in the Ease of Handling phase shall include:

- a. Failure to halt and salute the head judge or beginning the course before acknowledgement from the judge.
- b. Committing a course error including:
 1. Crossing through, or over an obstacle out of sequence once the competitor has begun the test. This includes obstacles that may be in the arena but are not included in the course.
 2. Exceptions may be made, but must be noted on the course map. Those obstacles for which exceptions may be made are those using the lance, Pole Bending, and Parallel Pole Bending.
 3. Once performed, the horse/rider may cross the pole bending, parallel pole bending, and the series of obstacles using the lance.
 4. Entering/exiting on the wrong side of the flags indicating right/left.

AL244 Speed Phase - Obstacles at Speed

1. Objective: The speed phase has been designed to demonstrate the rider's capacities for coordination and anticipation coupled with the horse's qualities of submission, speed, attention and finesse. The obstacles should be performed as quickly as possible. Any gait may be used.
2. Obstacles Permitted: The Speed phase obstacle course shall consist of the obstacles described in AL 243 Ease of Handling phase. The available obstacles and number of obstacles shall be as described in AL243 except as modified in sub sections "a" and "b" below. The Speed Trial course must differ from the ease of handling course. This may be achieved by a change in order, addition, or subtraction of obstacles.
 - a. Corridors and Side Pass Pole may have small balls placed in shallow dished supports attached to the supported poles, fences or walls defining the corridors. The shallow dished supports shall be such that a light impact with

the supported pole will knock the ball off.

b. Picking Up a Pitcher of Water, Dismount, and/or Unusual Footing shall not be included in the Speed phase.

3. Class Procedure:

Same as Ease of Handling phase with the exception: The event will be timed from the moment the horse's nose crosses the starting line to the time its nose crosses the finish line. The starting and finish line need not be the same location.

4. Scoring – Time Penalties: The Speed phase score is based on the time taken by the competitor to complete the course with the addition of time penalties for faults. The competitor with the lowest aggregate time (course time plus penalty time) shall be placed first, and successive places shall be awarded accordingly. Time penalties shall be assessed as follows.

a. General: Knocking over a part of an obstacle except as noted below. – 10 seconds. If there are multiple actions that knock down portions of the obstacle, each shall be penalized. If multiple portions of an obstacle are knocked down with a single action, only one penalty is assessed.

b. Gate

1. If the rider drops the rope when a rope is used in lieu of a constructed gate, he/she may dismount to retrieve rope, remount, and finish obstacle or receive a penalty of 30 seconds.

2. Failure to latch gate – 20 seconds. This applies only to certain levels.

c. Retrieve a Lance and Replace a Lance – Knocking over a barrel – 5 seconds. If rider drops the lance, or the lance does not stay in the barrel after placement, rider may dismount to retrieve lance and finish obstacle or a penalty of 30 seconds will be assessed. There shall be no time penalties for dismount and retrieval. Riders at the Introductory level shall not dismount but the Arena Steward or his/her crew shall pick up the lance and hold it upright for the rider to retake and finish the obstacle.

d. Knock Down Balls and/or Catch a Ring at Various Heights and Hit a Shield.

1. Failure to knock off ball or hit shield – 5 seconds.

2. Failure to skewer ring or place in barrel with lance – 5 seconds.

e. Move a Sack

1. Sack falls off table after rider places it on table – 5 seconds.

2. If rider drops the sack, rider may dismount to retrieve the bag and finish obstacle or be assessed a 30-second penalty. Time shall continue through the dismount, but there shall be no time penalties for dismount and retrieval.

f. Hay Jump

1. Knocking jump pole off – 5 seconds.

2. Dislodging hay bale(s)– 5 seconds (in addition to penalty of dislodging jump pole).

3. Failure to jump the obstacle – 30 seconds.

g. Bending Poles and Parallel Bending Poles – Knocking over a pole – 5 seconds. Failure to ring bell or move and place cup if incorporated into an obstacle – 10 seconds.

h. Corridor. Bumping the obstacle. Positioning small balls on the obstacle may aid the judge to know when the obstacle is bumped but is not required – 3 seconds.

i. Sidepass Pole

1. Bumping the obstacle. Positioning small balls on the obstacle may aid the judge to know when the obstacle is bumped but is not required – 3 seconds.

2. Any leg stepping across the rail opposite of the indicated side – 5 seconds.

j. Pirouette in the Triangle – Not completing the entire $\frac{3}{4}$ pirouette – 5 seconds.

k. Elimination – Competitors shall be eliminated for the following errors:

1. Uncorrected course fault.

2. Third refusal of any obstacle.
3. Failure to perform any obstacle.

AL245 Team Cattle Work Phase

1. Objective: The phase consists of a team comprised of four riders who work together to separate four pre-selected cows from a herd and drive them into a pen without losing control of the herd.
2. Class Procedure:
 - a. The cows shall be marked by distinct numbers or colors and applied to groups of four cows. A color or number shall be assigned to each place in the order of go before the competition.
 - b. Each rider in the team shall be assigned an order of cutting within the team.
 - c. At the beginning of the phase, the herd shall be located in the containment zone. The team of riders shall be positioned in the cutting zone.
 - d. The head judge shall ring a bell to signal the team may begin their trial. The team shall salute the judge and then has 60 seconds, from the judge's signal to begin the trial.
 - e. Time begins when the first rider of the team crosses the line between the cutting zone and the containment zone for the first time.
 - f. The team of riders shall cut the cows of the assigned color or number one cow at a time. Each team rider, in his/her assigned order, shall cut one cow, while the other team riders maintain the herd. Only the rider cutting the cow may cross the boundary into the containment zone.
 - g. Each rider has three minutes to cut and deliver the cow. If time expires before the cow is cut and delivered, the judge shall ring a bell or sound a whistle signaling to stop and proceed to the next rider.
 - h. Once a cow has been cut from the herd and is in the cutting zone, the other team members may assist in delivering the cow to the pen. Time for the next rider will begin when the cow is delivered.
 - i. Any cow that crosses the line of containment, except the individual cow designated for cutting, must be returned to the containment zone. A cut cow is only considered delivered when it is in the pen and all other cows are in the containment zone. Once delivered, the cow is free to leave the pen and return to the herd.
 - j. When all assigned cows have been delivered and the remainder of the herd is fully within the containment zone, time for the team shall be stopped. The team shall salute the judge at the conclusion of the trial.
 - k. Cattle sorting poles, la garrocha poles or ropes may be used. The rope may not be used to lasso a cow.
3. Scoring: Time penalties shall be added to the execution time as follows:
 - a. 15 seconds - any cow, other than the one designated as the cut cow, crosses the line of containment into the cutting area.
 - b. 10 seconds – A cow, once cut from the herd and crossing the line of containment into the cutting zone, and before delivered into the pen, re-crosses the line of containment.
 - c. 10 seconds – A team rider, other than one currently working the cow, crossing the containment line to the cutting zone before the designated cow is cut and in the cutting zone.
 - d. 60 seconds – Each cow assigned to the team but not delivered at the expiration of the three minute per cow time limit.
4. Placing for the phase will be based upon number of cows delivered and time. Teams with the most number of cows delivered will be ranked from the lowest aggregate time plus penalties to the largest aggregate time plus penalties. Subsequent placings will utilize the same criteria.
5. Elimination: A team shall be eliminated for the following:
 - a. Any behavior or movements that endanger the horses or cattle.
 - b. Lassoing a cow.
 - c. Any evidence of blood on either horses or cattle.

- d. First rider does not cross the containment line within one minute of head judge's signal.
- e. Entering the arena before instructed by head judge or steward.
- f. Failure to salute the judges.
- g. Using two hands on the reins in Level 4.
- h. Fall of horse or rider.
- i. Illegal equipment.
- j. Horse turning tail from cow being worked or refusing to enter the herd to work.

AL246 Competition Management – Guidelines for Management

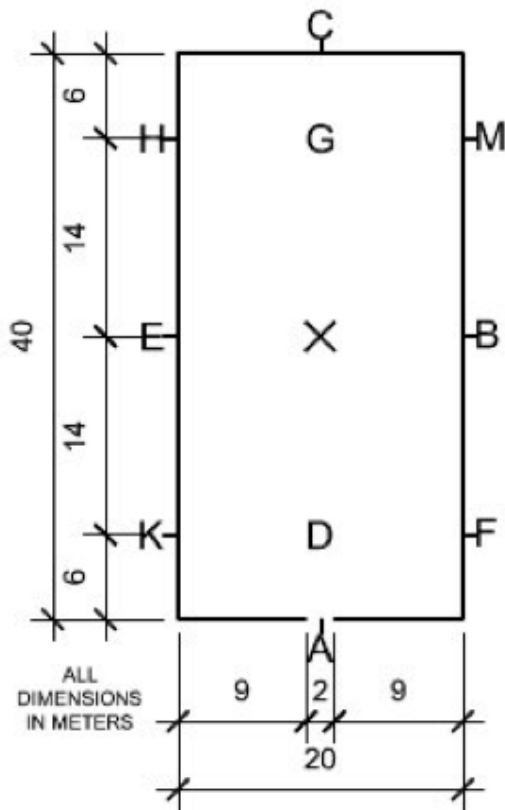
1. Officials

- a. Different judges for the Functionality, Ease of Handling, and Speed, and Cattle Work phases may be used.
- b. One judge is allowed, three judges are recommended, and five judges are preferred to officiate Working Equitation competitions.
- c. Functionality Phase Judges: One, three, or five judges may be used. Distribution of the judges around the arena shall be as follows:
 - 1. 1 judge: The judge should be on the short side of the arena, opposite the entry gate and at center.
 - 2. 3 judges: The head judge should be on the short side of the arena, opposite the entry gate and at center. Each of the remaining two judges should be located on each of the long sides, opposite center.
 - 3. 5 judges: The head judge should be on the short side of the arena, opposite the entry gate and at center. One judge each should be located on the same side of the arena as the head judge, and on either side of the head judge, each located 2.5 meters from the corner of the arena. Each of the remaining two judges should be located on each of the long sides, opposite center.
- d. Ease of Handling Judges: One, three, or five judges may be used. Judges should be distributed around the arena so that each judge has a clear view of all obstacles.
- e. Speed Phase Judges: One, three or five judges may be used. Each judge should have a clear view of all obstacles, with each judge having a different vantage point.
- f. Scribes: Each judge must be provided an individual to assist in recording scores.

2. Riding Arenas

The Functionality Phase is conducted within a standard 20x40 meter Dressage arena. When a complete arena is not used, the corners of the arena should be marked. Arenas for Introductory, Levels 1, 2, and 3 should have the letters appropriately marked. Arenas for Level 4 do not need to be marked with letters.

- a. The arena for the Obstacle/Ease of Handling and Speed phases has no size requirement, however recommended minimum dimensions are 50m x 30m (160 x100 feet).
- b. The Cattle Work Phase arena should have minimum dimensions of 50m x 30m (160 x100 feet). The catch pen may be incorporated within the area of the cutting zone provided it is off to one side, has fencing/panels to separate it, except the open gate, and the long dimension of the arena is at least 55 meters (175 feet). See diagram in AL 306.
- c. Each phase may have a warm-up arena and a competition arena.
- d. A warm up arena may be located near the competition arena. The warm-up arena used for Ease of Handling and Speed phases may have a few obstacles included in it. The obstacles need not be the same as those in the competition arena.



3. Order of Go: The order of go must be posted 60 minutes before the first phase of the day begins. If there is a scheduled break of more than one hour between phases, the order of go must be posted 30 minutes before the next phase.

Order of go should be determined as follows:

- a. In situations where one or more riders are competing in only one or two phases, the order of go for these riders should be by draw and precede the riders competing in the full competition.
- b. Order of go for the Functionality and Ease of Handling phases should be decided by a draw and be the same for both phases. If the draw results in a rider with multiple mounts placed in close proximity, show management should adjust the order to allow adequate time between rides, before posting.
- c. The order of go for the speed phase should be the reverse of the order of placing for the competition to that point.
- d. In the event that a competitor has multiple horses, he/she may request a change of schedule for sufficient time to change mounts. Alternately, he/she will be allowed a five-minute gate hold to prepare the next horse for the arena.
- e. The order of go for the Cattle Work phase should be determined by the team scores, as totaled for team competition, and ordered lowest to highest.
 1. Competitors who fail to comply with the order of go may be eliminated at the discretion of the judge(s).
 2. If a competitor is affected by a serious, confirmed problem (loss of shoe, wounds, etc.), the judge may alter the order of go.

4. Timed Phases: A timer is required. When a manual timer (person with stopwatch) is used, a minimum of two timers should be used. The same timer should be used for all entries of a phase and level. Where available, electronic timing is highly recommended. Where electronic timers are used and the start/finish lines are different, two timer

triggers are required. Competition management should provide a backup timer for the electronic timer.

5. The head judge will be provided a bell or whistle with which to signal the rider to begin his/her trial. The bell or whistle is also used to signal an error to the rider or elimination per the rules.
6. General Scoring
 - a. Competition management may give awards in each phase as if each were an individual class.
 - b. If show management elects to allow entry in individual phases without requiring participation in all three, competitors may be awarded places in each phase separately. However, the overall Working Equitation placing will be limited to competitors who participated in all three phases.
 - c. Overall competition points shall be awarded based upon the competitor's finishing rank within each phase. Points are awarded as follows.
 - 1st Place: $n+1$
 - 2nd Place: n
 - 3rd Place: $n-1$
 - 4th Place: $n-2$, etc.

n is equal to the number of competitors entered in the competition.

After each phase, the judge will sign the scorecards and will then pass them to the scorers. Scores and comments must be written in ink. Any corrected score must be initialed by the judge making the correction. The marks are then totaled. Penalty points incurred for errors are deducted on each score sheet to obtain the total score for that phase.

 - d. The total overall score is obtained by adding the total points awarded for placing for each phase.
 - e. In the team competition, the three highest scores of the individual team members are totaled for the first three phases. This sum will be the team score. The team score for Cattle Work phase is then added to the previous sum to determine the final team placings.
 - f. If there are two or more judges, the points awarded by each judge will be published separately in addition to the total score for the Functionality Phase and Ease of Handling Phase: Total final results must be published in marks as well as in percentages with numbers written to three decimal places. Scores should be publicly posted as soon as possible after each ride.
 - g. In the event of a tie for the overall competition, the overall impression scores for the Ease of Handling phase shall be used to break the tie, with the competitor with the higher score placing higher. In the event there is still a tie, the overall impression scores for the Functionality Phase shall be used to break the tie. If a tie still exists, the competitor with the fastest aggregate time on the Speed phase shall place higher.
 - h. If a competitor withdraws (scratches, etc.) prior to a class or is excused, eliminated or a "no show" prior to or during the performance of a phase, the words "scratched," "excused," "eliminated," or "no show" or abbreviations of such, must appear after the competitor's name on the results sheet.
 - i. Videotape may not be used to dispute a judge's decision.
 - j. Judges should not leave until all scores from the classes they officiated have been totaled and any ties resolved.
 - k. If a mathematical error on the score sheet is discovered, it must be brought to the attention of competition management within one hour of the official posting of the scores from the last class of that competition day. Competition Management must announce said posting, and must make the phase sheets available to competitors immediately upon resolving the error or by the beginning of the following competition day if exhibitors are no longer present at the time of the resolution.
7. Causes for Elimination: Horse/rider combinations shall be eliminated from the competition under the following circumstances:
 - a. Infraction of any state or federal law pertaining to the exhibition, care and custody of horses within the

state or country where a Working Equitation class is being held.

- b. Abuse of an animal in the show arena and/or evidence that an act of abuse has occurred prior to or during the exhibition of a horse in competition.
- c. Illegal tack.
- d. Change of tack/attire between phases.
- e. The exhibition of a horse with clear evidence of fresh blood in the mouth, nose, chin, shoulder, barrel, flank or hip area (those areas reasonable to believe the injury may have been caused by the rider or equipment).

Horse/rider combination may be eliminated from the current or next phase, depending on which is closest to the time the incident occurred, under the following circumstances:

- 1. Use of whips in the competition arena at the Intermediate and Advanced levels.
- 2. Entering the arena before the judge has signaled readiness for the competitor to enter.
- 3. Entering the arena out of order from the posted entry order, unless directed by the judge/steward.
- 4. Taking more than one minute to begin the trial after the bell has been rung.
- 5. Fall of horse and/or rider.
- 6. Use of free hand to guide or signal mount at the Advanced level.
- 7. Failing to complete the pattern/course as given and/or posted.
- 8. Leaving the arena during the trial prior to completing the pattern and/or being excused by the judge.
- 9. Disrespect or misconduct by the exhibitor.
- 10. The judge may excuse a horse at any time while in the arena for unsafe conditions, unruly behavior, or improper exhibition pertaining to the horse and/or rider. This may include the exhibition of an animal not in a fit or sound condition.
- 11. The use of abusive equipment and/or the use of abusive showing techniques by the rider.
- 12. Failure to correct a course fault in the Ease of Handling phase.

It should be noted that in every case the exhibitor should be given the benefit of doubt, should any doubt exist.

CHAPTER AR PUREBRED ARABIAN, HALF-ARABIAN, AND ANGLO-ARABIAN DIVISION, ARABIAN DIVISION HEREIN AFTER

SUBCHAPTER AR-1 GENERAL SECTION

AR101 General

AR102 Eligibility to Compete

AR103 AHA Exhibitor Membership and Competition Entry Requirements

AR104 Breed Standards

AR105 Conduct, Specifications, Soundness and Welfare of the Horse

AR106 Shoeing Regulations, Artificial Markings and Appliances

AR107 Requirements for Competition Management

AR108 Time Outs

AR109 Falls

AR110 Abbreviations of Class Specifications/Junior Exhibitor/Amateur Requirements/Ages

AR111 Protective Headgear

AR112 Numbers and Appointments

SUBCHAPTER AR-2 PUREBRED ARABIAN BREEDING/GELDING IN-HAND SECTION

AR113 Conduct

AR114 Appointments

AR115 Penalties/Eliminations

AR116 Procedure

AR117 Specifications

AR118 Breeding/Gelding In-Hand Championships

AR119 Get of Sire and Produce of Dam

AR120 Most Classic Arabian

AR121 Classic Head

SUBCHAPTER AR-3 HALF-ARABIAN/ANGLO-ARABIAN BREEDING/GELDING

IN-HAND SECTION

AR122 Conduct

SUBCHAPTER AR-4 PERFORMANCE CLASSES

AR123 General Performance Classes

AR124 General Performance Championships

SUBCHAPTER AR-5 PARK HORSE SECTION

AR125 Conduct

AR126 Appointments

AR127 Qualifying Gaits

AR128 Park Horse Class Specifications

SUBCHAPTER AR-6 ENGLISH PLEASURE SECTION

AR129 Conduct

AR130 Appointments

AR131 Qualifying Gaits

AR132 English Pleasure Class Specifications

SUBCHAPTER AR-7 COUNTRY ENGLISH PLEASURE SECTION

AR133 Conduct

AR134 Appointments

AR135 Qualifying Gaits

AR136 Country Pleasure Class Specifications

SUBCHAPTER AR-8 HUNTER PLEASURE SECTION

AR137 Conduct

AR138 Appointments

AR139 Qualifying Gaits

AR140 Hunter Pleasure Class Specifications

SUBCHAPTER AR-9 WESTERN PLEASURE SECTION

AR141 Conduct

AR142 Appointments

AR143 Qualifying Gaits

AR144 Western Pleasure Class Specifications

SUBCHAPTER AR-10 LADIES SIDE SADDLE SECTION

AR145 Conduct

AR146 Appointments

AR147 Qualifying Gaits

AR148 Ladies Side Saddle Class Specifications

SUBCHAPTER AR-11 MOUNTED NATIVE COSTUME SECTION

AR149 Conduct

AR150 Appointments

AR151 Qualifying Gaits

AR152 Mounted Native Costume Class Specifications

SUBCHAPTER AR-12 ENGLISH SHOW HACK SECTION

AR153 Conduct

AR154 Appointments

AR155 Qualifying Gaits

AR156 English Show Hack Class Specifications

SUBCHAPTER AR-13 WORKING HUNTER SECTION

AR157 Conduct

AR158 Judging

AR159 Courses

AR160 Height of Obstacles
 AR161 Appointments
 AR162 Working Hunter Class Specifications
 AR163 Championships
 AR164 Championship Ties

SUBCHAPTER AR-14 JUMPER SECTION

AR165 Conduct
 AR166 Scoring Tables and Faults
 AR167 Jumper Course Requirements
 AR168 Appointments
 AR169 Jumper Class Specifications

SUBCHAPTER AR-15 DRESSAGE SECTION

AR170 Conduct
 AR171 Dressage Classes Breaking Ties

SUBCHAPTER AR-16 SPORT HORSE SECTION

AR172 Purpose
 AR173 Conduct of Classes
 AR174 Sport Horse In-Hand Classes
 AR175 Sport Horse Scoring In-Hand Procedures
 AR176 Sport Horse Under Saddle and Show Hack Class Procedures
 AR177 Sport Horse In-Hand Appointments
 AR178 Sport Horse Under Saddle Appointments
 AR179 Sport Horse Show Hack Appointments
 AR180 Sport Horse Qualifying Gaits
 AR181 Sport Horse Class Specifications

SUBCHAPTER AR-17 EVENTING SECTION

AR182 General

SUBCHAPTER AR-18 CARRIAGE PLEASURE DRIVING SECTION

AR183 General

SUBCHAPTER AR -19 COMBINED DRIVING SECTION

AR184 General

SUBCHAPTER AR-20 FORMAL DRIVING SECTION

AR185 Conduct
 AR186 Tack
 AR187 Qualifying Gaits
 AR188 Formal Driving Class Specifications

SUBCHAPTER AR-21 PLEASURE DRIVING SECTION

AR189 Conduct
 AR190 Tack

SUBCHAPTER AR-22 COUNTRY PLEASURE DRIVING SECTION

AR193 Conduct

AR194 Tack

AR195 Qualifying Gaits

AR196 Country Pleasure Driving Class Specifications

SUBCHAPTER AR -23 ROADSTER SECTION

AR197 Conduct

AR198 Appointments

AR199 Qualifying Gaits

AR200 Arabian Roadster Class Specifications

SUBCHAPTER AR-24 COMBINATION CLASSES SECTION

AR201 Conduct

AR202 Tack and Gaits

AR203 Combination Class Specifications

SUBCHAPTER AR-25 WORKING WESTERN SECTION

AR204 Conduct

AR205 Appointments

AR206 General Scoring -Ties

AR207 Reining Horse - General

AR208 Reining Horse Patterns

AR209 Reining Horse Class Specifications

AR210 Working Cow Horse General Conduct

AR211 Working Cow Horse Class Specifications

AR212 Reined Cow Horse - General

AR213 Reined Cow Horse - Conduct

AR214 Reined Cow Horse Class Specifications

AR215 Cutting General Conduct

AR216 Western Riding General Conduct

AR217 Ranch Horse Pleasure

SUBCHAPTER AR-26 WESTERN DRESSAGE

AR218 Western Dressage

SUBCHAPTER AR-27 WESTERN OR ENGLISH TRAIL HORSE SECTION

AR219 Trail Horse - General

AR220 Trail Course Designers

AR221 Trail Mandatory Obstacle Dimensions

AR222 Trail Definitions

AR223 Trail Scoring General

AR224 Trail Scoring Penalties

AR225 In-Hand Trail Requirements

- AR226 Trail Scoring Procedures
- AR227 Western or English Trail Appointments
- AR228 In-Hand Trail Appointments
- AR229 Western or English Trail Horse Class Specifications
- AR230 Western or English In-Hand Trail Class Specifications
- AR231 Walk-Jog Trail Class Requirements

SUBCHAPTER AR-28 EQUITATION SECTION

- AR232 Regulations For All Seats
- AR233 Hunter Seat Equitation
- AR234 Saddle Seat Equitation
- AR235 Western Seat Equitation
- AR236 Western Horsemanship
- AR237 Class Conduct
- AR238 Rider Position
- AR239 Appointments
- AR240 Tests from which judges must choose
- AR241 Reining Seat Equitation
- AR242 Dressage Seat Equitation
- AR243 AHA Medal Class Requirements

SUBCHAPTER AR-29 SHOWMANSHIP SECTION

- AR244 General
- AR245 Class Conduct
- AR246 Judging Guidelines
- AR247 Tests from which the Judge may choose
- AR248 Showmanship Faults

SUBCHAPTER AR -30 WALK-TROT/WALK-JOG SECTION

- AR249 Class Requirements
- AR250 Conduct
- AR251 Appointments
- AR252 Qualifying Gaits
- AR253 Walk-Trot/Jog Equitation Class Specifications
- AR254 Walk-Trot/Jog Pleasure Class Specifications
- AR255 Walk-Trot Dressage Class Specifications
- AR256 Walk-Jog Trail Class Specifications
- AR257 Walk-Trot Cross Rails Class Specifications
- AR258 Short Stirrup Reining Class Specifications

SUBCHAPTER AR-31 LEADLINE SECTION

- AR259 General
- AR260 Conduct
- AR261 Appointments

SUBCHAPTER AR -32 GYMKHANA SECTION

AR262 General

AR263 Appointments

AR264 Penalties

AR265 Pole Bending Class

AR266 Barrel Class

SUBCHAPTER AR-33 MISCELLANEOUS SECTION

AR267 Versatile Horses

AR268 Pairs English or Western

CHAPTER AR Purebred Arabian, Half-Arabian, and Anglo-Arabian Division; Arabian Division, herein.

For further information regarding the conduct of Arabian competitions, contact the Arabian Horse Association (AHA), 10805 E. Bethany Drive, Aurora, CO 80014, (303) 696-4500 or www.arabianhorses.org

SUBCHAPTER AR-1 GENERAL SECTION

AR101 General

1. In the event the Arabian division or section rule makes a clear exception to a general rule, or clearly departs from a general rule, the Arabian Division or section rule shall govern; in all other instances, USEF General Rules Chapters 1-13 shall take precedence.
2. For rules not covered in the USEF rulebook in regard to Arabian Competitions, the following chapters of the current AHA Handbook govern.
 - a. Chapter 11 AHA Recognized Qualifying shows and Events
 - b. Chapter 12 AHA Open Qualifying Competitions
 - c. Chapter 16 Arabian Breeders Sweepstakes Program
 - d. Chapter 17 National Breeding and In-Hand Futurity Program
 - e. Chapter 18 National Performance Futurity and Maturity Program

(Exceptions: local classes, local futurities/maturities, restricted-area jackpots, local sweepstakes.) The Handbook is available through AHA or can be viewed on the AHA website at: www.arabianhorses.org.
3. AHA Score sheets referenced throughout this division may be obtained by contacting AHA in writing or by downloading from the AHA website: www.arabianhorses.org

AR102 Eligibility to Compete

1. Purebred Arabian Horses shown in the Arabian Division must have been issued a certificate of registration from either the Arabian Horse Registry of America, Inc., the Arabian Horse Association as a Purebred Arabian and/or the Canadian Arabian Horse Registry as a Purebred Arabian (or in the case of a foreign entry, which has not been issued said certificate of registration, have been issued a Competition Visa by the Arabian Horse Association).
2. Half-Arabian/Anglo-Arabian Horses shown in the Arabian division must have been issued a certificate of registration from the International Arabian Horse Association or the Arabian Horse Association or the Canadian Partbred Arabian Registry as a Half-Arabian or Anglo-Arabian.
3. Purebred Arabian, Half-Arabian and Anglo-Arabian horses, if under one year of age, must be eligible for registry, and registration applied for and must be entered under their full registered name.

AR103 AHA Exhibitor Membership and Competition Entry Requirements

1. Each competitor in an Arabian Horse Association recognized Arabian Division, at the time of entry into a competition, must submit a copy of a valid AHA membership/Competition card, join AHA or pay an AHA Single Event Membership fee per competitor.
 - a. When an agent signs for the owner at an AHA recognized competition, both the owner and agent must be members of AHA or pay the AHA Single Event Membership.
 - b. Single Event Membership is not acceptable at AHA Regional or National competitions.
 - c. Exhibitors in Walk-Trot classes are exempt from AHA Membership requirements at qualifying competitions, but must have an AHA Membership with Competition Card at AHA Regional and National competitions.
 - d. Exhibitors in Lead Line classes or Parents/Guardians signing for minors are exempt from AHA Membership requirements.
2. A copy of the registration papers showing the current owner of record with the Arabian Horse Association must be submitted with the entry form at the time of making entry; competition management is responsible for notifying exhibitors of this requirement.
 - a. Exception: Horses under one year of age that are eligible for registry and registration applied for. (Only weanlings that have had registration applied for may show without registration papers.)
 - b. Upon request a copy of the registration papers will be returned when exhibitors pick up their numbers. In the

case of a sale or lease, it is required that a contract of the sale or lease, or statement from owner be submitted with the copy of the registration papers.

AR104 Breed Standards

1. Purebred Arabians: Comparatively small head, profile of head straight or preferably slightly concave below the eyes; small muzzle, large nostrils, extended when in action; large, round, expressive, dark eyes set well apart (glass eyes shall be penalized in Breeding classes); comparatively short distance between eye and muzzle; deep jowls, wide between the branches; small ears (smaller in stallions than mares), thin and well shaped, tips curved slightly inward; long arched neck, set on high and running well back into moderately high withers; long sloping shoulder well laid over with muscle; ribs well sprung; long, broad forearm; short cannon bone with large sinew; short back; loins broad and strong; croup comparatively horizontal; natural high tail carriage. Viewed from rear, tail should be carried straight; hips strong and round; well muscled thigh and gaskin; straight, sound, flat bone; large joints, strong and well defined; sloping pasterns of good length; round feet of proportionate size. Height from 14.1 to 15.1 hands, with an occasional individual over or under. Fine coat in varying colors of bay, chestnut, grey and black. Dark skin, except under white markings. Stallions especially should have an abundance of natural vitality, animation, spirit, suppleness and balance.
2. Half-Arabian/Anglo-Arabians: The head should be attractive, with an eye that reflects a good disposition and character; withers well defined, coupled with a strong back that will easily carry and hold a saddle; shoulders and pasterns sloping and conducive to a free, light springy gait and long stride; feet, sound and strong, well conformed. True and straight forward action, winging and paddling to be penalized. The tail carriage is preferably high.
3. Half-Arabians/Anglo-Arabians may be of any size and may show characteristics of any other breed.

AR105 Conduct, Specifications, Soundness and Welfare of the Horse

1. All horses, except horses entered in Sub-Chapter 28 Equitation and Sub-Chapter 29 Showmanship classes, must be serviceably sound.
 - a. All horses must be in good condition. Horses with loss of sight in one eye may compete in any class except Breeding/Gelding In-Hand classes and Sport Horse In-Hand Classes.
 - b. The official veterinarian's decision, if requested by the judge as to the serviceable soundness of a horse (i.e., whether the horse shows evidence of lameness, broken wind, or complete loss of sight in either eye), will be final for the purpose of awarding ribbons in the class for which he has been called.
2. No horse may compete in a class in the Arabian Division with a tail carriage that has been altered in any manner or by any means. Violations of this rule are considered serious infractions, because such alterations constitute misrepresentations of the breed type.
3. Ginger, Capsaicin and Other Irritants.
 - a. No horse may compete in a class in the Arabian Division with any chemical or other Irritant of any kind present on its anus, vulva, rectal area or vaginal area, regardless of the origin of the irritant and whether it was applied or its presence resulted from dietary, environmental or unknown origins, and whether the horse's tail carriage was affected by its presence.
 - b. The trainer (See GR147 Trainer Definition and GR404 Responsibility and Accountability of Trainers), owners, and their agents, of a horse entered to compete in a class in the Arabian Division are insurers of the horse's condition and compliance with this Rule, and accordingly they are responsible and accountable for safeguarding the horse and controlling its diet and environment prior to, during and following the class, and at the time of the sampling provided for below, so as to prevent exposure to a chemical or other irritant of any kind, regardless of its origin, whether exposure was intentional, and whether the horse's tail carriage was affected by its presence. These individuals/entities are subject to charges of rule violation should the sampling and testing provided for below be positive for the presence of a chemical or irritant of any kind.

- c. Any trainer, owner, agent or other person who administers, attempts to administer, instructs, aids, conspires with another to administer, or employs anyone who administers or attempts to administer a chemical or other irritant of any kind onto the anus, vulva, rectal area or vaginal area of a horse entered to compete in a class in the Arabian Division shall be subject to penalties as provided for in f. below.
- d. The Federation may cause the collection of swab samples and have tested substances present on the anus, vulva, rectal area or vaginal area of horses following their exit from the ring, in connection with a class in the Arabian Division as follows:
1. The Federation shall choose all horses in such a class to be sampled, or may select one or more placings from the class for sampling, or may select some of the horses from such a class for sampling. In making such selections, the Federation will act on the advice of the Federation Drugs & Medications Administrator and may act on the request of competition management and/or a judge of the class but is not required to do so;
 2. After notification by the Federation that swab sampling will occur, competition management shall appoint only a licensed veterinarian or veterinarians to supervise the sampling, who may utilize technicians working under direct supervision of the veterinarian(s);
 3. That this veterinarian/veterinarian(s) work under the Federation Drugs and Medications Administrator's direction for these duties;
 4. Competition management shall ensure that the appointed veterinarian coordinates with the Federation Drugs & Medication Administrator to implement the chain of custody required by the laboratory for identifying the horse from which each sample was taken;
 5. Competition management shall ensure that the appointed veterinarian follows the instructions of the Federation Drugs and Medication Administrator by forwarding the samples for testing to the Iowa State University Laboratory or another comparable laboratory acceptable to the Federation, and shall implement the chain of custody required by the laboratory for transporting the samples to and from the laboratory and while at the laboratory.
 6. All results will be reported to the Federation Drugs & Medication Administrator only.
- e. The trainer, owner, and their agents of a horse competing in a class in the Arabian Division must submit to the above sample collections performed by representatives of competition management, and they must do so with no unnecessary delays. They must cooperate with the sample collection personnel as defined above exhibiting polite attitude and actions toward them and must assist them by helping to restrain the horse properly during the sample collections);
- f. In the event the Hearing Committee determines a violation has occurred, the trainer, owner and/or their agents each shall be subject to any and all penalties imposed by the Hearing Committee at its discretion pursuant to Chapters 6 & 7, including suspensions, fines, and the revocation and redistribution of winnings, notice or notices of which shall be published on Federation's website. The suggested minimum penalty for a first offense is the revocation of all the horse's winnings in connection with the entire competition in question, and a suspension of 60 days with a fine of \$2500. Subsequent violations of this rule by any of the above individuals/entities shall be subject to such greater penalties as determined at the discretion of the Hearing Committee.
4. Any action(s) against a horse by an exhibitor, which are deemed excessive by a judge, Federation steward or competition veterinarian, in the competition ring or anywhere on the competition grounds may be punished by official warning, elimination, or other sanctions which may be deemed appropriate by the show committee. Such action(s) could include, but are not limited to excessive use of whip, spurs, or bamboo poles.
 5. Judges must eliminate from judging consideration any horse which shows aggression or discontent toward its handler, rider or any person in the ring. A judge must order from the ring any rider, driver or handler who exhibits inappropriate or dangerous behavior or whose actions would in any way threaten the safety of any exhibitor, their

entries or the safety of class officials.

6. Horses showing signs of undue stress or inhumane treatment must be penalized. The exhibition of a horse that has a cut or abrasion showing clear evidence of fresh blood in the mouth, nose, chin, shoulder, barrel, flank or hip area must be considered to be ineligible to receive an award in that respective class. Judges must excuse from the ring any horse that possesses a whip mark (welt) on any portion of the horse. A whip mark or welt is an inflammation of skin and subcutaneous tissue resulting in a swelling and in extreme cases is an abrasion or laceration.
 - a. The cardinal signs of inflammation include heat, pain, (sensitivity to palpation) and swelling.
 - b. The judge(s)' finding of fact with respect to the presence or absence of a whip mark (welt) evident during a class shall be final and no appeal may be taken thereon.
 - c. In a class that is judged by more than one judge, if a judge in that class believes that an entry has a whip mark, that entry must be examined by all judges of that class and each judge must determine if a whip mark exists. If a majority of the judges of that class determine that a whip mark exists, then the entry must be excused from the ring, according to the specifications set forth in this Rule. If a majority of the judges determine there is not a whip mark, then each judge who is of the minority opinion shall have the authority to eliminate said entry from further consideration.

AR106 Shoeing Regulations, Artificial Markings and Appliances

1. Any machine made shoe (keg), or handmade shoe made of magnetic steel, mild steel, aluminum, rubber or other non-metallic shoe is allowed. No part of the shoe may exceed the dimensions of 3/8 inch thick by 1 1/8 inches wide (nail heads and/or toe clips are not considered when measuring the shoe). Aluminum, rubber or other non-metallic shoes are exempt from the dimension requirements. The shoe may be of any type and configuration except in the case of a bar shoe, there may be only one bar. A bar is part of the shoe and must not exceed the dimensions of 3/8" thick by 1 1/8" wide, nor may it extend below the ground surface of the shoe. If a shoe band is used, it may be attached to the shoe, or the pad if present.
2. Horses less than two years of age must be shown barefoot. Horses two years of age may be shown with a shoe in accordance with AR106.1 However, the use of a pad(s) of any type or configuration between hoof and shoe is strictly prohibited.
3. Maximum length of toe is 4 1/2" for purebred Arabians. Maximum length of toe is 5" for Half-Arabians and Anglo- Arabians.
4. Method of Measuring Toe and Heel. Using a six (6) inch metal ruler, the length of the toe is determined by measuring the front of the hoof, in the center, from the skin line on the lower side of the coronary band to the ground. The skin line on the lower side of the coronary band is to be defined by palpation. The thumb should be used to press on the horny hoof wall proceeding from the ground toward the hairline. The first compressible soft tissue palpated is the lower side of the coronary band. The hairline does not necessarily coincide with the lower side of the coronary band. The height of heel is determined by measuring from the skin line on the lower side of the coronary band to the ground, with the ruler perpendicular to the ground (See illustration in GR510). The use of pad(s) (either full or partial, including rim) made of leather or plastic, is allowed as long as the overall length of toe measurement does not exceed the maximum toe length of 4 1/2" for Purebred Arabians or 5" for Half-Arabians/Anglo-Arabians. The introduction of a foreign material within the pad, between the pad and shoe or between the pad and hoof (other than accepted packing material such as oakum, pine tar, silicone, foam rubber, etc.) designed to add additional weight or enhance action is strictly prohibited. Material with anti-concussive qualities (such as rubber, silicone, latex, etc.) may be used between the pad and hoof for additional support, provided such material does not extend beyond the inner rim (edge) of the shoe.
5. At the discretion of a judge or a steward officiating at a licensed Arabian competition, or at the request of the Show Committee (See GR1201 License - Operation of Competition.) inspection (including measuring the shoe,

measurement of hoof length, and presence of a pad) of shoes, pad(s) and/or hoof length may be required.

- a. Shoes and pads, if present, cast after entering or before exiting the arena in any class shall be inspected. Said inspection shall be performed by a licensed steward or judge designated by the Show Committee (The Show Committee may at its discretion designate more than one licensed official to perform inspections).
 - b. Any trainer, exhibitor and/or agent of a horse subject to the inspection each may request to be present and heard while said inspection is being performed by said licensed official(s).
 - c. Prior to any disqualification and/or other penalties imposed on a horse at a competition, the inspecting officials shall make reasonable efforts to notify and have present, the owner(s) and trainer(s) of said horse, or agent(s) at the inspection.
 - d. The inspecting officials shall take possession of any shoe, and/or pad and measure the shoe with an accurate gauge. Measurement of hoof length shall be made in accordance with AR106.4 Method of Measuring Toe and Heel.
 - e. In the event that the inspecting officials find a violation of the shoe measurement, hoof length and/or pad presence the horse shall be disqualified for the entire competition, and the owner shall be required to forfeit all prize money, sweepstakes and trophies, entry fees, ribbons, and points won at said competition by said horse.
 - f. Additionally, if any forbidden foreign material is found between the pad and/or shoe, or pad and hoof, within the pad, and/or the pad composition is in violation of AR106.4.a the steward shall file a charge against the owner(s) and trainer(s) with the Federation Hearing Committee in accordance with GR604 Charges and a hearing shall be held in accordance with General Rules, Chapter 6. The trainer of a horse found to be shod with any forbidden material as described, is subject to whatever additional penalty or penalties are assessed by the Hearing Committee following a hearing. Said trainer may be fined and/or suspended from all competitions for a period of up to one year for the first offense, said suspension to be served at any time at the discretion of the Hearing Committee. The horse may be suspended for any period of time specified by the Hearing Committee.
6. All horses competing in the Arabian Division Hunter, Jumper, Dressage, Dressage Seat Equitation, Western Dressage, Eventing, Combined Driving, Working Western, Reining Seat Equitation, Carriage Pleasure Driving and Sport Horse Sections shall be exempt from shoeing regulations. This does not exempt horses that are cross entered into any other classes from compliance with applicable shoeing requirements while competing in those classes. Sliding plates (which are only on the rear hooves) are not required to meet dimensions stated in AR106.1 while competing in classes outside the Working Western Section but the remaining applicable shoeing regulations within AR106 must be met.
7. Purebred Arabian horses must wear a long, natural, unbraided mane and/or tail (with or without clipped bridle path). Half-Arabian/Anglo-Arabian horses are not required to have a long mane and/or tail, but an unbraided mane and/or tail is mandatory. Exceptions: Horses shown with Hunter, Jumper, Show Hack, or Dressage appointments are permitted to show with a shortened, pulled, or braided mane and/or tail. Cutting horses may be shown with a roached/shaved mane. For Carriage Pleasure Driving see division chapter CP. Eyelashes shall not be removed. All horses must have a natural unaltered, unset, and ungingered tail as described in AR105.3 - Ginger, Capsaicin, and other Irritants.
8. Any change of color or markings other than mane, tail or hoof is prohibited. Competitors may not change the color or markings of the horse's hide and leg/body hair. Only clear grooming materials are allowed on the hide and leg/body hair. Materials may be used to remove stains.
- a. The use of glitter on or in the mane, tail, hair or hooves is prohibited.
 - b. Breeding/In-Hand competitors may not change the natural color of the mane, tail or hoof. Only clear or transparent products may be used on the hooves of horses while being shown in Breeding/In-Hand classes. No product shall be applied to a horse's hoof to hide or conceal a conformation defect.

ABRV - CHAPTER DIVISION

- c. Mane, Tail and Hoof color may be changed with color products for any class except Breeding/In-Hand classes.
 - d. Entries in Showmanship classes may use hoof “polish” that is not clear.
9. Horses must be shown without artificial appliances. Anything that alters the intended use of equipment as provided for in the description of appointments for a given class is considered to be an artificial appliance and is considered illegal tack while competing. This includes but is not limited to tongue ties, mouth ties, **and/or nasal strips** and tying and/or securing stirrups, stirrup leathers or foot in any manner to equipment. *BOD 2/29/16 Effective 4/1/16*
10. Action produced by artificial methods shall be penalized. The use of chains, rollers or similar devices on the competition grounds during or before a competition are prohibited and the show committee shall bar violators from further participation for the remainder of the competition, and they shall forfeit all entry fees and winnings for the entire competition.
11. No horse may compete in a class in the Arabian or Half-Arabian/Anglo-Arabian Division with a tail carriage that has been altered. Violations of this rule are considered serious infractions, because such alterations constitute misrepresentations of the breed type.
- a. The use of tail weights or a tourniquet to alter the circulation of the tail on the competition grounds during or before a competition are prohibited and the Show Committee shall bar the trainer and the horse found in violation of this rule from further participation for the remainder of the competition, and the owner(s) shall forfeit all entry fees and winnings for that horse for the entire competition.
 - b. Unless section rules differ, the tail can be loosely fastened to equipment except during competition.
12. Bandages and boots of any type are prohibited Exception: Boots and/or bandages are permitted on entries in Jumper, Reining, Working Cow, Cutting, Reined Cow Horse and Gymkhana classes. Hunter Seat Equitation boots and conservative colored bandages are permitted.
- a. Roadster horses have the option of using unweighted boots such as quarter boots or bell boots.
 - b. In the event of injury, the judge may permit a protective bandage. In the case of inclement weather, competition management may permit the use of bell boots and/or protective bandages on the front legs (Exception: Working Hunters, boots and bandages are prohibited. In the case of inclement weather, competition management may permit the use of bell boots only.
13. No item may be used inside or outside the ring while showing a horse except one whip per handler. If whips are allowed, they must be no longer than 6' including the snapper or lash. (See specific sections on whip rules.)
14. Ear plugs are allowed/permitted and are not considered an artificial appliance.
15. Electronic communication devices used for purposes of coaching exhibitors during a competition are prohibited in all classes in the Arabian Division. Exhibitors with a permanent hearing impairment are permitted to use an electronic communication device upon submission of a written certification from a treating medical professional's office certifying the permanent hearing impairment and certifying the requirement of an electronic communication device. The medical certification must be provided to the competition Steward within a reasonable time prior to competing who shall attach a copy to the Steward report.
16. An exhibitor with a disability (other than hearing) will be provided reasonable accommodation upon submission of a written certification from a treating medical professional's office certifying the disability and identifying the accommodation necessary for the exhibitor to compete safely. The medical certification must be provided to the competition Steward within a reasonable time prior to competing who shall attach a copy to the Steward report.

AR107 Requirements for Competition Management

1. Up to two classes with identical AHA codes (with the exception of all dressage classes) may be adjudicated concurrently in a single arena utilizing two judges with placings for each judge during an AHA/USEF Licensed Competition.

- a. Working Hunter, Trail and Sport Horse In-Hand classes may be run on open cards. (Horses in Working Hunter classes would still have to be trotted for soundness for each class when required).
- b. A split arena is considered more than one arena.
2. Competitions may offer classes restricted to Arabians and/or Half-Arabians and/or Anglo-Arabians. The breed restrictions must be clearly published in the prize list.
3. Futurity classes are unrated Classes. The procedures for conduct must be printed in the prize list or the Show Committee may state these classes are run under same specifications as Federation rated classes. These classes may not be designated qualifying classes for any Championship (Exception: Futurity Championships).
4. Classes may not be added to a competition following distribution of the prize list unless management notifies potential exhibitors in writing, by e-mail or by wire at least 5 days prior to the competition. Post entries must be accepted in such classes without a post entry penalty fee.
 - a. Arabian competitions are allowed to add additional classes as competition management deems necessary. If classes are added less than 5 days prior to the competition, competition management must advise exhibitors of the additions upon check in, post notices in the competition office, and make the appropriate announcements during the competition.
 - b. Any class on the AHA Class List or that is recognized by AHA can be added to an Arabian Competition as a To Be Announced "TBA" slot. If there are classes competition management do not want to offer then those classes competition management chose to exempt must be printed in the prize list. TBA time slots must be listed in the time schedule. A competition will be charged an AHA Fee, USEF will not charge a fee for any TBA slots added after the prize list has been published.
5. Cross entries are prohibited between the Country English Pleasure section and the English Pleasure section (this includes the Pleasure Driving and Country Pleasure Driving sections) at the same competition.
6. Cross entries between Country English or English Pleasure classes and English Pleasure or Country English Pleasure futurity classes at the same competition may be permitted at the discretion of competition management if so stated in the prize list.
7. Any performance class, except a championship class or classes which require individual tests, may be divided at management's discretion. When a class is divided,
 - a. Duplicate awards (including prize money) may be given, or
 - b. Management may direct that the top contestants from each group return to the ring for final adjudication.
 - c. If duplicate awards are given, horse and/or rider may not compete in more than one section of the class which has been divided.
 - d. When more than 40 horses or riders are entered in a performance class in which horses compete together, the class must be divided. The method of dividing classes is at management's discretion.
8. Half-Arabian/Anglo-Arabians may not be shown in the Arabian Division with Purebred Arabians unless permitted in the prize list. (Exception: Carriage Driving, Combined Driving, Gymkhana, Jumper, Hunter Hack, Working Hunter, Equitation, Showmanship, and Walk/Trot-Jog.)
9. Classes where Purebred Arabians are shown together with Half-Arabians/Anglo-Arabians will not count toward Federation Horse of the Year Awards, with the exception of the following classes: Carriage Driving, Combined Driving, Dressage, Gymkhana, Jumper, Hunter Hack, and Working Hunter. *BOD 1/16/16 Effective 4/1/16*
10. Half-Arabian/Anglo-Arabian stallions may show in Half-Arabian/Anglo-Arabian Classes and may also show in Arabian/Half-Arabian/Anglo-Arabian classes when Arabians and Half-Arabian/Anglo-Arabians compete together.
11. Schooling Areas
 - a. A Licensed Competition must provide a sufficient area for schooling horses. A separate schooling area must be

ABRV - CHAPTER DIVISION
provided for each ring.

- b. Adequate lighting must be provided in schooling areas used after dark.
12. Trail. A schooling area must be provided prior to and during trail classes with enough elements to adequately school a trail horse.
13. Working Hunters. Schooling is permitted in accordance with GR834, GR835, GR837 and HU Appendix A
 - a. Working Hunters Schooling areas must contain adequate standards, jump cups and hunter type rails to make a minimum of a trotting fence, a vertical and an oxer.
 - b. FEI approved safety cups must be made readily available for each Working Hunter schooling area. Breakable pins such as wooden dowels are permitted only when safety cups are not available.
14. Jumpers. See JP103 and Appendix A for complete Jumper Schooling Rules.
 - a. Horses and ponies competing in combinations such as a Pair, Tandem, Four-In-Hand/Multiple must be declared prior to the classes at the competition in which they plan to compete in order for points to accrue as a Pair, Tandem, Four-In-Hand/Multiple. Declaration forms are available at http://www.usef.org/_IFrames/breedsdisciplines/discipline/allcpdriving/forms.aspx.
 - b. Schooling areas for jumpers must contain sufficient equipment to construct at least one vertical, one spread fence and one trotting fence.
 - c. Standards, jump cups and safety cups must also be made available. Breakable pins such as wooden dowels are permitted when no safety cups are available.

AR108 Time Outs

1. A time-out is a suspension of judging which may be requested by a competitor or directed by the judge(s).
 - a. Except in classes which prohibit a time out, a competitor is entitled to request one time-out for a period not to exceed five minutes in aggregate in order to make obvious adjustments, repair broken equipment, rectify a similar condition, or to replace a shoe.
 - b. The penalty for exceeding the allowed time out is for the entry to be excused.
 - c. To request a time-out the competitor must go to the center of the ring (if possible) and or be acknowledged by the judge. The announcer will declare that a request for time-out has been made and permission granted; time will be taken from the moment such announcement is made.
 - d. If a horse casts a shoe in a class, time starts (after measuring and/or gauging has concluded, if applicable) when the farrier or his assistant touches the shoe or the horse. No more than three minutes will be allotted to find a shoe; if the shoe is not found, the exhibitor may elect to continue or withdraw. If a horse is removed from the ring for the purposes of shoeing, the steward or judge shall accompany and remain with the horse until it is returned to the ring or excused from the class.
 - e. Two attendants are permitted in the ring to assist a competitor during his/her time-out. If at the expiration of five minutes the repair has not been made, the competitor may proceed as is or be eliminated.
 - f. The steward or judge is responsible for timing unless an official timer is present.
 - g. Competitors who are not involved in a time-out may make minor adjustments that can be performed with the assistance of one attendant and not be charged with a time-out. Minor adjustments do not include replacing shoes.
 - h. At any time the judge(s) considers it necessary he/she may call for a time-out. Said time-out may be charged to a competitor that, in the judge's opinion, is responsible for the suspension of judging as long as the competitor is so informed by the judge prior to calling the class back to order.
2. Exceptions include:
 - a. Eventing, Dressage or Driving divisions; see specific division rules.
 - b. Time-outs are not permitted in the Dressage division including Dressage Seat Equitation.
 - c. While competing in a jumping (Working Hunter, Hunter Hack, Jumping, or Hunter Seat Equitation) class, if a

rider's chin strap becomes unfastened, the rider may stop, re-fasten the chin strap and continue his/her round without penalty or elimination. A judge may, but is not required, to stop a rider and ask them to refasten a chin strap which has become unfastened, again without penalty to the rider.

- d. Working Hunter: In cases of broken equipment or loss of shoe, rider may either continue without penalty or be eliminated. In the case of the jump(s) falling over due to weather or act of God, the rider must remain in the ring until receiving instructions from the judge(s) or be eliminated. In this instance, the decision of the judge(s) is final. No Time Outs will be allowed.
- e. Jumper: Broken Equipment. In cases of broken equipment or loss of shoe, the rider must continue if he wishes to avoid penalty, or may retire. No Time Outs will be allowed Hunter Seat Equitation: In cases of broken equipment or loss of shoe, the competitor must continue or be eliminated. This applies to over obstacles and on the flat. No Time Outs will be allowed.
- f. Reining Seat Equitation, Horsemanship, Western Seat Equitation, Reining, Trail, Reined Cow Horse, Working Cow, Cutting, and Western Riding, no Time Outs will be allowed

AR109 Falls

1. The fall of horse and/or rider does not disqualify the competitor unless due to bad manners of the horse except as stated for specific classes.
2. A rider is considered to have fallen when he is separated from his horse that has not fallen, in such a way as to necessitate remounting or vaulting into the saddle. See Reining and Reined Cow horse for descriptions of fall in those classes.
3. A horse is considered to have fallen when the shoulder and haunch on the same side have touched the ground or an obstacle and the ground (See definitions below for Reining and Reined Cow Horse.)
4. DRESSAGE: In the case of a fall of horse and/or rider the competitor will be eliminated.
5. ENGLISH SHOW HACK: Entries will be eliminated by any fall of horse or rider during the class.
6. GYMKHANA: Fall of horse or rider – disqualification.
7. HUNT SEAT EQUITATION: Over Obstacles. Fall of horse and/or rider -elimination.
8. HUNTER SEAT EQUITATION NOT TO JUMP: The fall of horse and/or rider in a Hunter Seat Equitation not to jump class will result in elimination. If the elimination occurs during a ride-off (or in final section of a class with preliminary sections) the competitor is placed last of all chosen for the ride-off.
9. JUMPER: The first fall of horse or rider results in elimination, except in classes in which special rules apply. (Fault and Out, Top Score, etc.)
10. REINED COW/WORKING COW HORSE Fall of horse or rider - 0 score. A horse is considered to have fallen to the ground when the hip and shoulder are touching the ground and all four feet are extended in the same direction. Rider has fallen when he or she is no longer astride the horse.
11. REINING: Fall to the ground by horse or ride - 0 score. A horse is deemed to have fallen when its shoulder and/or hip and/or underline touches the ground.
12. REINING SEAT/WESTERN SEAT EQUITATION/HORSEMANSHIP: Fall of horse and/or rider is elimination.
13. SADDLE SEAT: The fall of horse or rider does not necessarily cause elimination, but is penalized at the judge's discretion.
14. TRAIL A fall of a horse and/or rider - 0 score
15. WESTERN PLEASURE: Fall of horse or rider – elimination.
16. WESTERN RIDING: A fall of a horse and/or rider will result in a score of zero.
17. WORKING HUNTER: Fall of horse or rider elimination.

AR110 Abbreviations of Class Specifications/Junior Exhibitor/Amateur

Requirements/Ages

1. The following abbreviations, as defined, will be used to describe class specifications in each section of the Arabian Division. Refer to GR1306 & GR1307, for complete amateur rules.
 - a. JOTR,D/H - Junior Owner to Ride, Drive/Handle.
 - b. JTR,D/H - Junior Exhibitor to Ride, Drive/Handle.
 - c. AAOTR,D/H - Adult Amateur Owner to Ride, Drive/Handle.
 - d. AOTR,D/H - Amateur Owner to Ride, Drive/Handle.
 - e. ATR,D/H -Amateur to Ride, Drive/Handle, ,
 - f. AATR,D/H - Adult Amateur to Ride, Drive/Handle.
 - g. AOTS - Amateur Owner Trained and Shown.
2. Achievement Leveling Program
 - a. The following class sections may be offered at Federation Regular Arabian Competitions, AHA Regional Championship Competitions, and AHA National Championship Competitions. (see AHA Achievement Leveling Chart in the AHA Handbook for below definitions):
 - b. Open- Select Open, Choice Open and Elite Open
 - c. Amateur- Select Amateur, Choice Amateur, Elite Amateur and Prime Time Amateur
 - d. Youth- Select Youth, Choice Youth, Elite Youth, Walk-Trot/Jog
 - e. Achievement point requirements for each level/category will be determined each year by the AHA Competition Advisory Committee and will be posted on the AHA website prior to December 1 of the next competition year.
 - f. AHA compilation of Achievement Points will govern rider eligibility for each level/category. AHA Achievement Points will include all points earned from the 2002 competition year forward.
 - g. When Leveling classes are offered in conjunction with age groups (i.e.: AAOTR 18-39, AAOTR 40 and over as well as AATR Select Amateur, AATR Choice Amateur, AATR Amateur, Prime Time) a rider may only enter their appropriate level. When age divisions are not offered, a show may elect to allow exhibitors to enter their appropriate achievement level and the next level up (all appropriate qualifications would be required, if applicable). Exception: in Working Western Classes where levels are run concurrently, a show may elect to allow riders to enter up (not down) in all levels in which appropriate qualifications and entry fees are applied in any circumstance.
3. AOTS - Amateur Owner Trained and Shown. Classes may be offered in any section and specifications must follow those of the amateur class within that section. Exhibitors, attendants, and handlers must meet the specifications for amateur status (refer to GR1306 and GR1307). Horses are not to have been professionally trained and/or shown by a professional for a period of one year immediately prior to the competition (riding and driving instruction for the owner to be excluded). In addition, horses are not to be exhibited, prepared, groomed or schooled with the aid of or by a professional while on or off the competition grounds immediately before or during the competition. Assistance by other amateurs is permitted. Horses may be stabled with a professional during the competition, and hauled by a professional. Professional help for situations relevant to safety is permitted. Owner must sign as owner, trainer, and rider/driver/handler on the USEF/AHA entry blank.
4. Amateur Owner Classes
 - a. Horses entered in amateur owner and junior owner classes must be registered in the name of the competitor or a member of the competitor's family, as defined by AR110.4.d .e (Horses registered in a farm/ranch/syndicate/ partnership/corporation name may be shown in Amateur Owner classes provided the family is the sole owner of the farm or entity as defined by AR110.4.d .e The sale of a horse does not eliminate this registration requirement. (Contracts of Sale or Bill of Sale will not be accepted in Owner classes.)
 - b. Every competitor must be an amateur and the owner, or an amateur member of the owner's family

- c. Owners' classes may be restricted to riders, drivers or handlers who are no longer eligible to compete as a junior exhibitor.
- d. Combined ownership is not permitted in Owner's or Amateur Owner's classes unless all owners are members of the same family. Leased horses are not eligible. (Contracts of Sale or Bill of Sale will not be accepted in Owner Classes.)
- e. For competition purposes the term family includes husband, wife, parent, step-parent, child, brother, step-child, sister, half brother and sister, aunt, uncle, niece, nephew, grandmother, grandfather, grandchildren, and in-laws of the same relation as stated above.

5. Classes

- a. An Open class is open to horses of any age, size or sex regardless of previous awards received, in accordance with Arabian Competition Rules. Classes divided by sex of horse (mares, stallions, geldings) or previous awards (maiden, novice, limit) may also be held and will utilize Open class specifications.
- b. OPEN - classes may be titled: Open, Maiden, Novice, Limit, Stallions, Mares, Geldings, or Championship of any combination or variety. Judging criteria will be on open gaits and open specifications.
- c. AMATEUR – classes may be titled: AT – (Amateur to Ride/Drive/Handle); AAT- Adult Amateur to (Ride/Drive/Handle); JT - Junior to (Ride/Drive/Handle); AOT - Amateur Owner To (Ride/Drive/Handle); AAOT - Adult Amateur Owner To (Ride/Drive/Handle); JOT – Junior Owner to (Ride/Drive/Handle); Amateur Select, AOTS – Amateur Owner Trained and Shown; Championship, Stallions, Mares, Geldings, Maiden, Novice, Limit or any combination or variety. Judging criteria will be on amateur gaits and amateur specifications.
- d. LADIES, GENTLEMEN (May be listed as open or amateur). Judging criteria will be on amateur gaits and amateur specifications.
- e. JUNIOR HORSE - Classes for horses (five years old and under) - classes may be titled: Junior Horse, Maiden, Novice, Limit, Stallions, Mares, Geldings, or Championship of any combination or variety. Judging criteria will be on junior horse gaits and junior horse specifications.

6. Junior Exhibitor– Age

- a. An individual who has not reached his 19th birthday as of December 1st of the previous calendar year which is the start of the current competition year.
- b. The age of an individual on December 1st (of the previous calendar year) will be maintained throughout the entire competition year.
- c. Persons born on December 1st (of the previous calendar year) assume the greater age on that date.
- d. If a competition is in progress on any November 30th, junior status at the start of the competition will be maintained throughout that competition.
- e. Junior exhibitors may show in Ladies to Ride and Gentlemen to Ride classes unless prohibited in the prize list.
- f. All Junior Exhibitors are considered amateurs for competition purposes.
- g. DR119.3 does not apply.

7. Adult Amateur Exhibitor Classes – Age

- a. For the Arabian Division, adult amateurs are defined as those no longer eligible to compete as junior exhibitors. DR119.3 does not apply.
- b. Every adult amateur contestant that has reached his 19th birthday as of December 1st of the previous calendar year must hold amateur status.
 - 1. Every person who has reached his/her 19th birthday and competes in classes for amateurs under Federation rules must possess current amateur certification issued by the Federation. This certification must be available for inspection or the competitor must have lodged with the competition secretary, at least one hour prior to such class. An application form for such certification may be obtained from the Federation. Certification will

ABRV - CHAPTER DIVISION

be issued only on receipt of the application properly signed and is revocable at any time for cause.

2. Regardless of one's equestrian skills and/or accomplishments, a person is an amateur for all competitions conducted under Federation rules who after his/her 19th birthday, has not engaged in any activities which would make him/her a professional. See GR1306 for listing of activities.
 - c. In the Reining Division, amateur status will be determined per Reining Division Non Pro Conditions; see amateur status NRHA.
 - d. For professionals wishing to be re-classified as amateurs, see GR1306.9.
8. Maiden, Novice and Limit Horse or Rider/Driver classes are open to horses or riders/drivers which have not won one/three/six first place ribbons respectively at Arabian Divisions/Competitions in that particular performance section in which they are shown.
- a. Ribbons won within a section do not count in reckoning Maiden, Novice, Limit status if the horse or rider transfers to a new section (e.g., English Pleasure section to Western Pleasure section).
 - b. For determining Maiden/Novice/Limit status for the Sport Horse In-Hand, Sport Horse Under Saddle and Sport Horse Show Hack shall each be considered separate sections.
 - c. Ribbons won in one-horse classes do not count in reckoning the Maiden, Novice, Limit or Select status of either horse and/or rider/driver.
9. Maiden, novice and limit rider/driver classes may be held using specifications from any of the performance sections in the Arabian Division.
10. Junior exhibitors may show in Ladies and Gentlemen classes unless prohibited in the prize list.
11. Stallions may be shown in Ladies' or Junior Exhibitors' classes unless prohibited in the prize list (Exception: Stallions are prohibited in Walk-Trot/Jog and Lead-Line classes).
12. Horse - Age
- a. For competition purposes any horse is considered to be one year old on the first day of January following the actual date of foaling.
 - b. Some breed/disciplines may, for purposes of eligibility to compete, use the actual age of the animal (of foaling date).
 - c. Arabian competitions, for purposes of eligibility to compete or to assign order of go, may use the actual foaling date of the horse.
 - d. A Senior performance horse is one that is 6 (six) years of age or older.
 - e. Senior Breeding or In-Hand classes are open to horses (3) three years of age and older.
 - f. A Junior performance horse is one that is 5 (five) years of age or younger.
 - g. Junior Breeding or In-Hand classes are open to horses 2 (two) years of age and younger.

AR111 Protective Headgear

1. It is the tradition of the competition ring that riders and drivers be correctly attired for the class in question, that attendants be neatly dressed and horses be properly presented.
2. Except as may otherwise be mandated by local law riders in all Working Hunter, Jumper, Hunter Hack, and all Hunt Seat Equitation classes (not to jump or over obstacles and when jumping anywhere on the competition grounds, must wear properly fastened protective headgear which meets or exceeds ASTM (American Society for Testing and Materials)/SEI (Safety Equipment Institute) standards for equestrian use and carries the SEI tag or BSI/BS EN Standard. It must be properly fitted with harness secured. A Show Committee must bar riders without protective headgear from entering the ring for classes in which protective headgear is required and may bar any entry or person from entering the ring if not suitably presented to appear before an audience.
3. Any rider violating this rule at any time must immediately be prohibited from further riding until such headgear is properly in place. For all exhibitors competing in the **Working Hunter section** or Hunter Seat Equitation section, if

a rider's chin strap becomes unfastened, the rider may stop, re-fasten the chin strap and continue his/her round without penalty or elimination. A judge may, but is not required to stop a rider and ask them to refasten a chin strap which has become unfastened, again without penalty to the rider. Members of the Armed Services or the Police may wear the Service Dress Uniform. *BOD 6/20/16 Effective 8/1/16*

4. Any exhibitor may wear protective headgear (ASTM/SEI or BSI/BS EN) and/or a protective safety vest, specifically designed for use in equestrian sport in any division or class without penalty from the judge. The Federation recommends that the vest meet or surpass the current ASTM or BSI/BS EN standard or be certified by the Safety Equipment Institute.
5. See specific sections for protective headgear requirements.
6. See DR120 for protective headgear requirement in Dressage.
7. When cross entry by rider or horse/rider combination is permitted between Dressage, Dressage Seat Equitation, Working Hunter, Jumper, Hunter Hack or Hunter Seat Equitation and other Arabian classes at a competition, the above stated headgear requirements apply only to the designated warm up and competition areas or when the competitor is actually warming up for the specific class.
8. Except as may otherwise be mandated by local law, the Federation strongly encourages all riders, while riding anywhere on the competition grounds, to wear protective headgear with harness secured which passes or surpasses ASTM (American Society for Testing and Materials)/SEI (Safety Equipment Institute) standards for equestrian use and carries the SEI tag or BSI/BS EN. It is the responsibility of the rider, or the parent or guardian or trainer of the junior exhibitor to see to it that the headgear worn complies with appropriate safety standards for protective headgear intended for equestrian use, and is properly fitted and in good condition, and the Federation, Show Committee, and Licensed Officials are not responsible for checking headgear worn for such compliance.
9. The Federation makes no representation or warranty, express or implied, about any protective headgear, and cautions riders that death or serious injury may result despite wearing such headgear as all equestrian sports involve inherent dangerous risk and as no helmet can protect against all foreseeable injuries.

AR112 Numbers and Appointments

1. Competitors must display the correct number which must be clearly visible while performing in any class unless otherwise stated in the prize list. Competitors may be penalized at the discretion of the judge.
2. Numbers to be supplied by management. A number card for each competitor must be provided.
 - a. For Dressage: A separate number must be issued for each horse. This is an exception to DR126.1.j.(4) Horses or riders are required to display only one number and may not be penalized for displaying only one number.
 - b. Dressage: Exhibitors may use bridle tag numbers on one or both sides of the bridle. Back numbers, or armband numbers may be used. Dressage Seat Equitation exhibitors must use back numbers.
3. Equitation: Numbers must be worn on the rider's back and must be clearly visible at all times when in competition. (Exception: Exhibitors in reining seat equitation section may place number on the left side, both sides of the saddle pad or on the rider's back.)
4. Driving classes may attach the number to the back of the vehicle.
5. Working Western and Trail may place number on the left side, both sides of the saddle pad or on the rider's back.
6. Unless prohibited by section rules, Side saddles are permitted for ladies in all sections of the Arabian Division; appointments to be appropriate for the seat ridden.
7. Extremes of temperature or climate conditions as well as locale or time of day may modify the requirements for attire specified in various sections of this rule.
8. Arabian Division competitors are not required to have a distinguishable heel on their boots/shoes while riding anywhere on the competition grounds.
9. For all junior horse performance classes, all snaffle bits must have a round, egg butt or "D" shaped ring with no

ABRV - CHAPTER DIVISION

attachments to the headstall or reins through a hook (except for keepers for a full cheek snaffle when section rules allow a full cheek). Additional rules for snaffle bits are found within the sections under specifications for Junior horse classes.

10. Gag bits are prohibited (Exception: Jumper classes).
11. In the interest of safety for horses with long tails, a short, inconspicuous braid or knot may be made in the end of the tail, permitting it to be fastened to the show vehicle. Exception: Carriage Pleasure Driving.
12. In Formal Driving, Pleasure Driving, Country Pleasure Driving classes A at the discretion of the competition management, one header per horse may be utilized to ensure the safety of the exhibitors. Headers must be properly attired. A plain unmarked smock is required.
13. In Roadster driving attendants are not permitted except in amateur or Junior Exhibitor classes.

SUBCHAPTER AR-2 PUREBRED ARABIAN BREEDING/GELDING IN-HAND SECTION

AR113 Conduct and Procedures

1. The following procedures shall be followed in all Breeding/In-Hand classes, including Gelding In-Hand classes with the exception of Sport Horse Classes; see Subchapter AR16
2. At all AHA Regional and National level competitions, the order of go shall be determined and posted by the birth date oldest to youngest, including post entries. The procedure (for selecting the order of go) may be used at other licensed competitions at the discretion of competition management. All In-hand classes will be conducted as Breeding and Gelding In-Hand Classes.
3. It is mandatory that competitions using the Arabian Halter Judging System must use the Arabian Halter Judging System Score Sheets and that the scores be posted within an hour of the end of the session in which the final section of the class is held. AHA score sheets may be obtained by contacting AHA in writing or email or may be downloaded from the AHA website, www.arabianhorses.org.

AR114 Appointments

1. Tack: A suitable headstall (with or without a bit) equipped with a throatlatch or a leather stable halter is mandatory. Horses braided must be shown in Hunter, Show Hack, or Dressage tack or a leather stable halter. (See AR138, AR154, and DR121.)
2. A whip or crop is optional, at the discretion of the handler. One whip or crop per handler allowed, however, whips are not mandatory and handlers are allowed to use items such as grass, hat and/or treats to maintain horse's attention. Whips are to be no longer than 6' including snapper/ lash/appendage. Small appendages (no more than 12 inches in length) of ribbon, plastic, etc. are permitted.
3. Attire: It is the tradition of the competition ring that handlers be correctly attired for the class in question, that attendants be neatly dressed and horses be properly presented.

AR115 Penalties/Eliminations

1. There can be no contact of the whip to the horse, any contact shall result in elimination from judging consideration by the Judge. "Intimidation": A horse that appears to be intimidated by its handler will be penalized. This may include but is not limited to, crouching, cowering, quivering, withdrawing and buckling their knees. Judge(s) may excuse any entry deemed in violation of any of these restrictions.
2. A Breeding/In-Hand competitor must be eliminated for: (also see AR105 Soundness and Welfare.)
 - a. Removal of eyelashes,
 - b. Changing the natural color of the mane and/or tail (AR106)
 - c. Applying a product to a horse's hoof to hide or conceal a conformation defect. Only clear or transparent products may be used on the hooves of horses while being shown in Breeding and/or In-Hand classes.

3. An entry must be penalized for:
 - a. Excessive amounts of oil, grease or other similar substances.
 - b. Balding the area around the eyes or proximal to the muzzle and nostrils.
 - c. Excessive use of the whip or actions that may disturb other entries.

AR116 Procedure

1. The following procedures shall be followed in all Breeding/In-Hand classes. Exception: Sport Horse In-Hand Classes see AR175
2. A horse must be handled and shown throughout an entire class by only one and the same person, except that a substitute handler may be used if, during a class, the original handler becomes ill or is injured. Time allowed for the change of handler shall be in accordance with AR108 Time Out Rules No handler may show more than one horse per class.
3. Handlers are expected to keep a reasonable clearance between horses and judges should modify the alignment of horses to achieve that clearance. Further judging will not commence until the Call Judge approves the placement and spacing of all horses.
4. Breeding/In-Hand horses are not to be stretched. A horse is considered not stretched if all four feet are flat on the ground and at least one front and one rear cannon bone is perpendicular to the ground.
5. All class entrants must be in a "controlled paddock" outside the ring until entering the ring individually in the designated order of go. A "controlled paddock" is an area designated by show management outside the competition ring for Breeding/Gelding In-Hand classes. The USEF steward and/or the Show Commission shall supervise this area. Only one specified person appointed by the show committee shall be in the controlled paddock to assist with the entrance(s) into the arena.
6. Competition management shall have the option of choosing a, b or c of the following class procedures:
 - a. In the Ring Class Procedure.
 1. Judging begins when the first horse enters the ring. From the moment the horse enters the ring its movement is being evaluated and scored.
 2. The horse shall enter at a trot, and at the handler's discretion may either proceed directly along the rail, or trot a counterclockwise circle at the in-gate end of the arena and then proceed along the rail to the far end of the arena. Upon each horse reaching the designated position at the far end of the arena they are to remain relaxed. The judge(s) will then ask for the next horse to enter the ring. When all horses have entered the ring the horses shall be asked to walk collectively counter-clockwise and/or clockwise past each (and all) judge(s). They shall walk in a relaxed manner on a loose lead with the handler at the side of his horse, whips down. The lead line must maintain a discernible drape and the handler must not place his hand on the chain or close enough to in any way restrict the natural head and neck motion. The handler may not unnecessarily impede the forward motion of the horse while at the walk. Following the cessation of the walk all horses shall relax within the ring and only the horse "on deck" shall be prepared to show. Each horse shall be led to the judge(s) at the walk and presented for judging. In order to satisfy a proper presentation to the judge, horses should stand correctly, bearing weight on all four feet (not stretched), in a quiet and deliberate manner. Following the evaluation by the judge(s), horses shall walk away from the judge(s), and then strike a trot before turning left and proceeding counter clockwise down the rail. They shall resume their relaxed position at the end of the arena. The scores for all categories will be completed, recorded, and may be announced at this time.
 3. When using the in the ring class procedure only the horse "on deck" shall be allowed to prepare for its presentation to the judge(s). Preparation shall include controlled circling and positioning the horse for presentation to the judge(s). The only shanking allowed shall be limited to an unruly horse in order to regain control. All other exhibitors must remain relaxed within the ring or they shall be penalized. Judge(s) may excuse any entry deemed in violation of any of these restrictions.

b. Exit the Ring Class Procedure.

1. The horse shall enter at a trot, and at the handler's discretion may either proceed directly along the rail, or trot a counterclockwise circle at the in-gate end of the arena and then proceed along the rail to a designated point by the judges. The horse shall then walk in a relaxed manner on a loose lead with the handler at the side of his horse, whips down. The lead must maintain a discernible drape and the handler must not place his hand on the chain or close enough to in any way restrict the natural head and neck motion. The handler may not unnecessarily impede the forward motion of the horse while at the walk. Each horse shall be led to the judge(s) at the walk and be presented for judging. In order to satisfy a proper presentation to the judge(s), horses should stand correctly, bearing weight on all four feet (not stretched), in a quiet and deliberate manner. Following the evaluation by the judge(s), horses shall walk away from the judge(s), and then strike a trot. At the handler's discretion they may trot a counter clockwise circle and then proceed towards the exit. The scores for all categories will be completed, recorded, and announced at this time. The horse shall be excused from the ring to the controlled paddock where it shall remain until the placings are announced, and the next horse shall enter promptly and be presented accordingly until the class is completed.

c. Combined Ring Procedure.

1. The class entrants must be in a "controlled paddock" outside the ring until entering the ring. The horses will enter the ring clockwise, one at a time at the trot and/or the animated walk. They will continue clockwise around the ring at the trot and/or animated walk at the direction of the ring steward. Once all of the horses are in the ring, they will be asked to walk around the ring or a shortened version of the ring as directed by the ring steward. The horses will be excused from the ring at the end of the walk to the "controlled paddock". Then the horses will enter the ring individually in the designated order of go. (AR113.2).
2. See Exit the Ring procedure for remainder of class proceedings.

AR117 Specifications

1. Horses must be serviceably sound i.e., horse must not show evidence of lameness, broken wind or complete loss of sight in either eye.
2. Transmissible weaknesses shall be considered a serious fault in breeding stock. Colts and stallions two years old and over must have both testicles descended.
3. A wry tail or one carried in an unnatural fashion is a breeding fault, and judges must consider it as a fault in adjudicating breeding and in-hand classes.
4. Colt/Stallion, Filly/Mare Breeding Classes. Emphasis shall be placed in the following order of importance: type, conformation, suitability as a breeding animal quality, movement, substance, manners, and presence. When Colt/Stallion and Geldings are judged together, Geldings shall not be judged on suitability as a breeding animal.
5. Gelding In-Hand classes may be offered. To be shown and judged under the same provisions procedure as the Breeding classes.
6. Gelding In-Hand Classes. Emphasis shall be placed in the following order of importance: conformation, type, quality, movement, substance, manners, and presence.

AR118 Breeding/Geldings In-Hand Championships

1. Show Champions and Reserve Champions shall be at least two years old and are selected as follows. In a Breeding/In-Hand section of the Arabian Division, the Junior, Senior or Show (Grand) Championship will be awarded to one of the horses which has placed first in a qualifying class. Qualifying classes for championships must be designated in the prize list. After the Championship has been awarded, the horse which has placed second in the qualifying class to the horse awarded the Championship shall compete with the remaining first place winners for the Reserve Championship. If a Show (Grand) Championship class is held, the Senior Champion and the Reserve

Senior Champion as well as the top two ranking two-year-olds will be eligible to compete. (Exception: Purebred Arabian, Half-Arabian/Anglo-Arabian yearling geldings may compete for Champion Gelding.

2. Walking horses quietly on the rail is optional at the judge's discretion.
3. All AHA Regional Championship and AHA National Championship classes are limited to eligible 1 year olds (yearlings) and older.

AR119 Get of Sire and Produce of Dam

1. In Get of Sire and Produce of Dam classes for the get/produce of a Purebred Arabian, Half-Arabian or Anglo-Arabian sire or dam, each entry shall be comprised of at least two offspring, which may be Purebred Arabian, Half-Arabian or Anglo-Arabian, entered under the same name of the sire or dam, one handler per offspring. More than one entry per sire or dam shall be permitted in the same class.
2. To be shown and judged as Breeding/ In-Hand classes except a walk or trot is optional, at the judge's discretion. Ribbons to each horse comprising an entry which receives an award. Use of Arabian Score Sheets is not required.
3. Emphasis is to be placed upon reproductive likeness, uniformity, quality of breed characteristics, conformation and similarity.

AR120 Most Classic Arabian

1. Open to Purebred Arabian stallions, mares and geldings, two years old and older.
2. To be shown In-Hand at an animated walk and trot both directions of the ring. Horses should enter the ring at a trot and remain on rail during the judging. Individual horses may be pulled into the center of the ring for further judging. Only the first place ribbon is to be awarded.
3. Emphasis is placed upon type, presence, animation, carriage and conformation.

AR121 Classic Head

1. Open to Purebred Arabian stallions, mares and geldings. When only one Classic Head class is offered, the entries shall be two years old and over.
2. Horses must be shown in a plain, unmarked sheet or cooler.
3. To enter the ring at a walk and line up for further inspection.
4. The head shall be comparatively small with the profile of the head straight or preferably slightly concave below the eyes. The muzzle shall be small with large nostrils, extended when in action. The eyes shall be large, round, expressive and dark, set well apart. Glass eyes shall be penalized. There should be comparatively short distance between the eye and the muzzle with deep jowls, wide between the branches. Correctness of bite must be considered. The ears shall be small (smaller in stallions than mares), thin and well shaped, tips curved slightly inward.

SUBCHAPTER AR-3 HALF-ARABIAN/ANGLO-ARABIAN BREEDING/GELDING IN-HAND SECTION

AR122 Conduct

1. Classes to be conducted in accordance with Subchapters AR-1 and AR-2 except as stated otherwise in this Subchapter.
2. Classes will be judged on conformation, quality, substance and Purebred Arabian type, in that order. The Half-Arabian or Anglo-Arabian may show characteristics of any other breed. The foregoing first named three qualities shall take precedence in adjudication of Breeding/Gelding In-Hand classes over Purebred Arabian breed type.
3. Half-Arabian/Anglo-Arabian stallions must not enter classes offered for geldings. (Exception: HA/AA Stallions may enter classes for HA/AA Halter geldings only if no stallion class is offered and the horse is a yearling or younger.)
4. Half-Arabian and Anglo-Arabian Breeding/Gelding In-Hand classes may be divided at the discretion of competition

management into Stock/Hunter or Saddle/Pleasure type. Once a horse has shown in Stock/Hunter type in-hand or Saddle/Pleasure type in-hand that horse may not show in in-hand classes for the other type at that competition if the classes are divided as to type. Competition management is encouraged to offer separate Championship classes for each type, but the Championship classes may be combined at competition management's discretion.

- a. Each of the conformation types have been developed with specific goals and standards in mind. In no case should any one type be considered by breeders or owners as a handy place to put less than ideal individuals of another conformation type. Conformation type is determined by the breeding and conformation characteristics, including way of moving displayed by the horse.
- b. Stock type horses display the conformation qualities necessary for Western events. Hunter type horses should display the conformation qualities necessary for all hunter seat events. Horses of this type carry their head and neck lower than the Saddle/ Pleasure type horse. It is shown in a more relaxed fashion and stance. When in motion the horse has a forward frame. The Stock/Hunter type should be a horse of substance, exhibiting ground-covering motion without excessive elevation.
- c. Saddle type horses display the conformation qualities necessary for Saddle Seat English type events. Pleasure type horses should display the conformation qualities necessary for any pleasure type event except Western Pleasure and Hunter Events. Horses of this type carry a high set-on neck of sufficient length and set onto the head in such a way as to allow the horse to set up in the bridle properly, and should exhibit a free flowing and animated trot. The Saddle/Pleasure type should be a refined horse that is more animated than a Stock/Hunter type.
- d. A Half Arabian or Anglo Arabian entered in the split in-hand sections of stock-hunter or saddle-pleasure at a competition is not eligible to cross enter into classes of the other group at that competition. The two groups shall consist of: Group #1 the Stock-Hunter In-Hand division shall include the following classes: Western Pleasure, Working Western classes, Hunter Pleasure and Working Hunter classes. Group #2 the Saddle-Pleasure In-Hand division shall include the following classes: English Pleasure, Country English Pleasure, Park and all Driving classes. Exception: Horses entered in Carriage Pleasure Driving classes may enter in Group #1 or Group #2, but may not enter in both groups at the same competition.
- e. Exhibitors are encouraged to show their horses in a manner and style consistent with the horse's type. Bridle or other suitable headstall consistent with the horse's type is acceptable (Throatlatch mandatory). Horses shown braided must be shown in Hunter, Show Hack, or Dressage tack respectively) or in a leather stable halter.

SUBCHAPTER AR-4 PERFORMANCE SECTION

AR123 General Performance Classes

1. In all classes where horses compete collectively (except in Roadster) all horses shall be worked at all required gaits both directions of the ring unless otherwise described by class specifications, and will be asked to reverse direction at either the walk (normal, collected, or extended), jog trot, or trot (normal or collected).

At the judge's discretion, horses shall change from any gait to any other gait as listed in class specifications.

Judges are required to consider the performance at each gait equally in adjudicating performance classes.

2. Work-Offs will be judged as a separate class and horses must be tied for placings being considered in that work-off. Work-Offs may be called for by the judge for any or all placings. All horses chosen for a work-off must be worked both ways of the ring at any gait listed in class specifications and requested by the judge. An exhibitor choosing to not complete the work-off for any reason has the option of lining up and receiving the last ribbon awarded in the work-off.
3. The following provisions shall apply for only the classes in the following sections: Park Section, English Pleasure Section, Country English Pleasure Section, Carriage Pleasure Driving Section, Formal Driving Section, Pleasure

Driving Section, Country Pleasure Driving Section, Roadster Section, and Combination Class Section. When the judge calls for the lineup, exhibitors must continue in the same direction the class is working when bringing their entries to the lineup. Horses must come to the lineup at the gait requested. Judges must penalize entries that do not comply.

4. In the line up, horses must stand quietly and may be asked to back individually or as a group.
5. Horses are not to stretch in the line up.
6. Stripping of horses is not permitted.
7. In any class where a full bridle is required or permitted a judge may not request that gaits be performed only on bridoon or curb.
8. In English Pleasure, Country English Pleasure, or English Show Hack classes, light contact must be maintained with all reins at all gaits.
9. Entries in Park, English Pleasure, Country English Pleasure, Combination and Saddle Seat Equitation classes; the transition from the trot to canter is not permitted.
10. Class specifications are listed in order of judging priority and are to be judged in the order given.
11. When a class is divided, A) duplicate awards (including prize money) may be given, or B) management may direct that the top contestants from each group return to the ring for final adjudication (Exception: classes which require individual tests). If duplicate awards are given, horse and/or rider may not compete in more than one section of the class which has been divided. When more than 40 horses or riders are entered in a performance class in which horses compete together, the class must be divided. The method of dividing classes is at management's discretion.

AR124 General Performance Championships

1. A Show Committee must designate all qualifying classes and can require any or all winners in a qualifying class at that competition to compete in a Performance Championship class provided this is stated in the prize list and the gaits required are the same as in the qualifying class. Any exhibitor failing to comply must forfeit all prize money in the qualifying class. If an exhibitor or trainer qualifies more than one horse for a Championship class he can elect to show only one.
2. To be eligible to show in a Performance Championship class, a horse must have been properly entered, shown and judged in one qualifying class at that competition in the same section. (This does not apply to AHA Regional and AHA National Championship Competitions.)
3. An entry which while performing in a qualifying class fails to qualify by reasons of equipment repair, shoeing time, illness (certified by the official veterinarian) or failure of a class to fill shall be permitted to pay double fee and make a post entry in another qualifying class in the section or if no subsequent qualifying class is available for such post entry, the horse shall be considered qualified for the Performance Championship class, provided the horse has previously been entered in the Championship. Exception: Dressage. (See also GR116.3)
4. To avoid divided Performance Championship classes, eligibility for a Championship class may be limited to ribbon winners in qualifying classes.
- 5 Any performance class, except a championship class, may be divided at management's discretion.

SUBCHAPTER AR-5 PARK HORSE SECTION

AR125 Conduct

1. Competitors enter the ring in a counterclockwise direction, at a trot.
2. The horse is to give a brilliant performance, with style, presence, finish, balance and cadence; with proper cadence and balance being paramount.

AR126 Appointments

1. Tack:

- a. Bridle shall be light, show type; either single curb, curb and bridoon, or pelham bit. Junior Horses are eligible to compete in single snaffles (defined as a smooth, rounded snaffle bit that is at least 3/8" in diameter as measured 1/2" from the ring, half cheeks permitted. The snaffle bit may be wrapped with Guardtex, Latex, Sealtex or similar materials.) No martingales or tie-downs.
- b. English-type saddle required.

2. Attire:

- a. Informal saddle seat attire is suggested; no hunt attire. Suggested are conservative colors such as black, blue, grey, beige or brown jacket with matching jodhpurs. Day coat with jodhpurs also permitted. Derby, soft hat or protective headgear required. Contrasting vests and/or ties are acceptable. Formal attire is suggested for classes held after 6:00 p.m. or Championship classes. Formal attire consists of tuxedo-type jacket and formal jodhpurs, boots and top hat; or dark saddle suit and derby.
- b. Spurs, whip or crop optional at the exhibitor's discretion.

AR127 Qualifying Gaits

1. Walk: A true, cadenced, four-beat walk, with horse collected. The motion should be brisk and vigorous with the horse showing animation and brilliance.
2. Trot: Animated, natural and cadenced, with impulsion and power from behind, the front airy and light. The animated natural trot is extremely bold and brilliant, characterized by free shoulder action. The trot should appear effortless and be executed willingly with apparent ease. The horse to have leg flexion with extension, (foreleg extending fully forward at full stretch with airy motion combined with hock action that is powerful and well raised, the hind leg being brought forward with a driving stride). The action should be balanced and cadenced. Loss of form due to excessive speed shall be penalized. The trot should be a true two-beat diagonal gait. Mixed gaits, pacing or racking must be considered major faults.
3. Canter: True, collected, animated, smooth and unhurried. The movement light and airy with more elevation than in Pleasure classes. The horse to be balanced, supple and mobile. To be straight on both leads. Loss of form due to excessive speed shall be penalized.

AR128 Park Horse Class Specifications

1. OPEN. To be shown at a walk, trot and canter. To be judged on brilliant performance with proper cadence and balance, presence, quality, manners and conformation.
2. AMATEUR. To be shown at a walk, trot and canter. To be judged on brilliant performance with proper cadence and balance, manners, quality and suitability of horse to rider.
3. LADIES, GENTLEMEN. To be shown at a walk, trot and canter. To be judged on brilliant performance with proper cadence and balance, manners, quality and suitability of horse to rider.
4. JUNIOR HORSE. To be shown at a walk, trot and canter. To be judged on quality, brilliant performance with proper cadence and balance, and manners.

SUBCHAPTER AR-6 ENGLISH PLEASURE SECTION

AR129 Conduct

1. Competitors enter the ring in a counterclockwise direction, at the normal trot.
2. Light contact must be maintained with all reins at all gaits.
3. It is imperative that the horse gives the distinct appearance of being a pleasure to ride and display a pleasurable attitude. To this end, all gaits must be performed with willingness and obvious ease, cadence, balance and smoothness.

AR130 Appointments

1. Tack:

- a. Bridle shall be light, show type; either single curb, single snaffle, curb and bridoon or pelham bit. Junior Horse classes require a light, show type bridle; either single curb or single snaffle (defined as a smooth, rounded snaffle bit that is at least 3/8" in diameter as measured 1/2" from the ring, half cheeks permitted. The snaffle bit may be wrapped with Guardtex, Latex, Sealtext or similar materials), curb and bridoon or pelham bit. No martingales or tie-downs.
- b. English-type saddle. No forward seat saddles allowed.

2. Attire:

- a. Informal saddle seat attire is required; no hunt attire. Suggested are conservative colors such as black, blue, grey, beige or brown jacket with matching jodhpurs. Day coat with jodhpurs also permitted. Boots and derby, soft hat or protective headgear required. Contrasting hats, vests and/or ties are acceptable.
- b. Spurs, whip or crop optional, at the exhibitor's discretion.

AR131 Qualifying Gaits

1. Walk, a four-beat gait: Brisk, true and flat-footed with good reach.
2. Normal trot, a two-beat gait: To be performed at medium speed with moderate collection. The normal trot must be mannerly, cadenced, balanced and free-moving. Posting is required.
3. Strong trot, a two-beat gait: This trot is faster and stronger than the normal trot. It is performed with a lengthened stride, powerful and reaching, at a rate of speed which may vary between horses since each horse should attain his own strong trot in harmony with his own maximum natural stride. The horse must not be strung out behind. He should show moderate collection without exaggeratedly high action in front. He must present a willing attitude while maintaining form. The strong trot must be mannerly, cadenced, balanced and free-moving. Rider to post the trot.
4. Canter, a three-beat gait: Smooth, unhurried, with moderate collection, correct and straight on both leads.
5. Hand Gallop: The hand gallop is performed with long, free, ground covering stride under control. The amount of ground covered may vary between horses due to the difference in natural length of stride. The hand gallop is not a fast collected canter but a true lengthening of stride, correct and straight on both leads. Extreme speed to be penalized. There shall be a distinct difference between the canter and the hand gallop.

AR132 English Pleasure Class Specifications

1. OPEN. To be shown at a walk, normal trot, strong trot, canter and hand gallop. To be judged on manners, performance, attitude, quality and conformation.
2. AMATEUR. To be shown at a walk, normal trot and canter. To be judged on manners, performance, attitude, quality, suitability of horse to rider, and conformation.
3. LADIES, GENTLEMEN. To be shown at a walk, normal trot and canter. To be judged on manners, performance, attitude, quality, suitability of horse to rider, and conformation.
4. JUNIOR HORSE. To be shown at a walk, normal trot and canter. To be judged on quality performance, attitude and manners.

SUBCHAPTER AR-7 COUNTRY ENGLISH PLEASURE SECTION

AR133 Conduct

1. Competitors enter the ring in a counterclockwise direction, at the normal trot.
2. Light contact must be maintained with all reins at all gaits.
3. It is imperative that the horse gives the distinct appearance of being a pleasure to ride.

4. All gaits must be performed with willingness and obvious ease, cadence, balance and smoothness.
5. It is mandatory that horses be asked to halt on the rail, stand quietly, back and walk off on a loose rein at least one direction of the ring. A true flat walk must be demonstrated on a loose rein with horse's neck relaxed and head slightly lowered. Failure to demonstrate a true flat walk MUST be penalized.
6. A quiet, responsive mouth is paramount.
7. High action at the canter or trot must be penalized. Rider to post the trot.
8. Extreme speed at the canter or trot must be penalized.

AR134 Appointments

1. Tack:

- a. Bridle shall be light, show type; either single curb, single snaffle, curb and bridoon or pelham bit. Junior Horse classes require a light, show type bridle; either single curb or single snaffle (defined as a smooth, rounded snaffle bit that is at least 3/8" in diameter as measured 1/2" from the ring, half cheeks permitted. The snaffle bit may be wrapped with Guardtex, Latex, Sealtex or similar materials), curb and bridoon or pelham bit. No martingales or tie-downs.
- b. English-type saddle. No forward seat saddles allowed.

2. Attire:

- a. Informal saddle seat attire is required; no hunt attire. Suggested are conservative colors such as black, blue, grey, beige or brown jacket with matching jodhpurs. Day coat with jodhpurs also permitted. Boots and derby, soft hat or protective headgear required. Contrasting hats, vests and/or ties are acceptable.
- b. Spurs, whip or crop optional, at the exhibitor's discretion.

AR135 Qualifying Gaits

1. Walk, a four-beat gait: To be true, flat-footed and ground covering.
2. Normal Trot, a two-beat gait: To be an overall balanced, relaxed, easy-going trot with elasticity and freedom of movement.
3. Strong Trot, a two-beat gait: To be faster with lengthened stride, maintaining balance, ease and freedom of movement.
4. Canter, a three-beat gait: To be smooth, unhurried, straight and correct on both leads.
5. Hand Gallop: To be a faster gait, lengthened stride and controlled, straight and correct on both leads.

AR136 Country English Pleasure Class Specifications

1. OPEN. To be shown at a walk, normal trot, strong trot, canter and hand gallop. To be judged on attitude, manners, performance, quality and conformation.
2. AMATEUR. To be shown at a walk, normal trot and canter. To be judged on attitude, manners, performance, quality, conformation and suitability of horse to rider.
3. LADIES, GENTLEMEN. To be shown at a walk, normal trot and canter. To be judged on attitude, manners, performance, quality, conformation and suitability of horse to rider.
4. JUNIOR HORSE To be shown at a walk, normal trot and canter. To be judged on attitude, manners, quality, and performance.

SUBCHAPTER AR-8 HUNTER PLEASURE SECTION

AR137 Conduct

1. Competitors enter the ring in a counterclockwise direction at the trot.
2. Direct but light contact with the horse's mouth must be maintained at all gaits. Draped reins are incorrect. Direct

contact means that there should be a straight line from the rider's hands to the horse's mouth.

3. To stand quietly and back readily.

AR138 Appointments

1. Tack:

- a. Bridle shall be light, show type; either snaffle, pelham, full bridle or kimberwicke bit acceptable. Browband/cavessons must be of hunter type. Junior Horse classes require a snaffle bit. (Snaffle bit is defined as snaffle bit of at least 3/8" diameter as measured 1/2" from the ring. The snaffle bit may be jointed, double jointed or unjointed. For all junior horse performance classes, all snaffle bits must have a round, egg butt or "D" shaped ring with no attachments to the headstall or reins through a hook (except for keepers for a full cheek snaffle when section rules allow a full cheek). Full cheek (with or without keepers), French and Dr. Bristol snaffle bits are permitted). The following are not permitted: ornamented bridles, browbands or cavessons, saddle seat style colored browbands/cavessons, figure eight, drop, or flash nosebands.
- b. Breastplate or breast collar is optional.
- c. No martingales or tie-downs.
- d. Type of English saddle is optional, but forward seat type saddle recommended. Saddle Seat type saddles are not allowed.

2. Attire:

- a. Informal attire is required. It includes a coat of conservative color (black, blue, gray, green, or brown, and conservative shades thereof) made of materials that are suitable for hunting. Discrete patterns such as tweeds, hounds tooth, jacquard, pinstripes or subtle plaids are allowed. Coats must be darker than the breeches or jodhpurs. Brocades, raised patterns, glossy/metallic/shiny fabrics or materials are not suitable for hunting. Ornamentation other than a stock or lapel pin, tie clip or tack, or monogram are not allowed on any item of attire. Gloves are optional, but if worn, must be of conservative color. Boots and conservatively colored hunting cap, derby, or protective headgear are mandatory. Nonconforming exhibitors must be severely penalized.
- b. Spurs and crop or bat, no longer than 30" including lash are optional, at the exhibitor's discretion. (Exception: Side saddle)

AR139 Qualifying Gaits

1. It is imperative that the horse give the distinct appearance of being a pleasure to ride and display a pleasurable and relaxed attitude. Compared to an English Pleasure, Country English Pleasure or Show Hack horse which is shown in an upright frame, the Hunter Pleasure horse should be in a longer, more rectangular frame, with a neck carried lower and in a more relaxed manner with less arch in the neck and less bend at the poll. The stride at every gait should be long, cover ground, and exhibit efficiency of movement. While some degree of carriage is appropriate in a Hunter Pleasure horse, a stride that is short, high, and round is not appropriate. Horses that are, for more than a few strides, high headed, ridden on a draped rein, not in an appropriate frame, on the forehand, short-strided, or behind the vertical must be severely penalized.
2. Suitability as a Hunter as found in AR140 means that the horse is in a frame suitable to take a jump safely and efficiently.
3. Walk, a four-beat gait: Straight, true and flat-footed. Regular and unconstrained with good reach.
4. Trot, a two-beat gait: Straight and regular. The trot should be mannerly, cadenced and balanced. To be performed at a medium speed with a free moving, long, ground covering, efficient stride that is not short, high, round, or choppy. Rider to post the trot.
5. Canter, a three-beat gait: Even, smooth, unhurried, correct and straight on both leads.
6. Hand Gallop: The hand gallop is performed with a long, free, ground covering stride. The amount of ground covered

may vary between horses due to difference in natural length of stride. A decided lengthening of stride should be shown while the horse remains controlled, mannerly, correct and straight on both leads.

AR140 Hunter Pleasure Class Specifications

1. OPEN. To be shown at a walk, trot, canter and hand gallop both directions of the ring. To stand quietly and back readily. To be judged on manners, performance, suitability as a Hunter, quality and conformation.
2. AMATEUR. To be shown at a walk, trot, canter and hand gallop both directions of the ring. To stand quietly and back readily. To be judged on manners, performance, suitability as a Hunter, quality and conformation.
3. LADIES, GENTLEMEN. To be shown at a walk, trot, canter and hand gallop both directions of the ring. To stand quietly and back readily. To be judged on manners, performance, suitability as a Hunter, quality and conformation.
4. JUNIOR HORSE. To be shown at a walk, trot, canter and hand gallop both directions of the ring. To stand quietly and back readily. To be judged on quality, performance, suitability as a Hunter, manners and conformation.

SUBCHAPTER AR-9 WESTERN PLEASURE SECTION

AR141 Conduct

1. Competitors enter the ring in a counterclockwise direction at the jog-trot.
2. Light contact with horse's mouth must be maintained at all gaits.
3. If bridles are to be checked, it is the sole decision of the judge to do so. The judge may designate the steward to check bridles at the out gate. Riders must dismount.
4. A Junior Western Pleasure horse shown in either a hackamore or snaffle must never have been shown in any Arabian Competition/Division Western Pleasure event in a bridle. (Except Trail, Reining, Reined Cow Horse and Working Cow Horses. See Sub-Chapters 25 and 27.)
5. For Western Pleasure performance criteria, see AR Western Pleasure Chart below.

WESTERN PLEASURE CHART	GOOD	MINOR FAULTS	MAJOR FAULTS	ELIMINATION
WALK	Ground covering Flat Footed Good attitude	Slow Not Attentive Fast	Nervous Jigging Not walking Intimidated walk	Two hands on reins (except when using snaffle/hackamore) Unnatural tail carriage
JOG	Good movement Consistent Steady	Too slow Too fast Inconsistent rate & carriage	Not performing a two-beat jog Failing to jog both front and back Hard or rough riding Wogging Short stepping	Fingers between closed reins or more than one finger between split reins
LOPE	Good movement Consistent Steady	Too slow Too fast Inconsistent rate & carriage	Not straight Improper leads Luggin/pulling Not performing a three-beat lope	Kicking
HAND GALLOP	True lengthening of stride & frame	Too fast Inconsistent rate & carriage	Extreme speed No distinction in change of frame Obvious loss of control	Illegal equipment
BACK	Proper flexion Readily responsive Backs a straight line	Hesitating Not straight	Resistant Throwing head Gapping Pulling Refusal Rearing Failure to return to original place	Lameness
GENERAL	Uninterrupted gait Proper movement Obedient and soft Smooth Steady Proper flexion Balance Good attitude Self carriage	Over and under flexion Sour ears Switching tail Inconsistent speed Out of balance Poll too high or too low to throw horse out of balance Improper or incomplete appointments Transitions-excessive use of cues	Gaits not straight and true Agitated tail Throwing head Bad mouth Excessive use of bridle Gapping Constant breaking of gaits Obvious schooling Intimidation Undue stress	Cueing horse in front of cinch Fall of horse or rider Blood Horse/rider interference with balance of class

AR142 Appointments

1. Competitors must be penalized for incomplete appointments, but not necessarily disqualified. Competitors must be eliminated for illegal equipment.
2. Tack:
 - a. Bridle. Any western type headstall without noseband in conjunction with any standard western bit shall be allowed. A standard western bit is defined as having a shank with a maximum length overall of 8 ½". The mouthpiece will consist of a metal bar 5/16" to ¾" in diameter as measured one inch in from the shank. The bars may be inlaid but must be smooth or latex wrapped. The bars may be encased in smooth 5/16" to 3/4" in diameter tubular barrels that rotate around the bars. Nothing may protrude below the mouthpiece (bar) such as extensions, prongs, or rivets designed to intimidate the horse. Rollers attached to the center of the bit are acceptable, and may extend below the bar. Jointed mouthpieces are acceptable and may consist of two or three pieces and may have one or two joints. A three piece mouthpiece may include a connecting ring of 1 ¼" or less in diameter or a connecting flat bar of 3/8" to ¾" (measured top to bottom with a maximum length of two 2"), which lies flat in the mouth, or a roller or port as described herein. The port must be no higher than 3 ½" with roller(s) and covers acceptable. Jointed mouthpieces, half-breeds, and spade bits are standard. Slip or gag bits, rigid donut mouthpieces and flat polo mouthpieces are prohibited. Roping bits with both reins connected to a single ring at center of crossbar shall not be used. Reins must be attached to each shank. **Either a curb chain or flat leather chin strap must be at least ½" in width and lie flat against the jaws of the horse. No wire, rawhide, metal or other substance can be used in conjunction with or as part of the flat leather chin strap, or curb chain. Round, rolled, braided or rawhide curb straps are prohibited, except when used on a ring snaffle when applied below the reins. A light lip strap is permissible. See illustration in Western Division. Any rein design or other device which increases the effective length and thereby the leverage of the shank of a standard Western bit is prohibited (see WS105.2).**
 - b. Junior horse classes require a snaffle bit or hackamore. Hackamore/ Bosal or standard snaffle are permitted in any class on horses five years old and under, unless prohibited in the prize list. A standard snaffle bit is defined as a center jointed single, rounded, unwrapped, smooth mouthpiece of 5/16" to ¾" diameter metal as measured from ring to 1" in from the ring with a gradual decrease to the center of the snaffle. The rings may be from 2" to 4" outside diameter of either the loose type, eggbutt, dee, or center mounted without cheeks. If a curb strap is used it must be attached below the reins. A hackamore includes a bosal rounded in shape and constructed of braided rawhide or leather and must have a flexible non-metallic core, attached to a suitable headstall. No other material of any kind is to be used in conjunction with the bosal, i.e., steel, metal or chains (Exception: smooth, plastic electrical tape is acceptable if applied in a smooth, untwisted manner). Attached reins may be of hair, rope, or leather. Both hands must be visible to the judge. Two hands may be used on hackamore (Bosal) and Western snaffle reins.
 - c. Split reins or closed reins are equally acceptable. Only one hand may be used on reins and hands must not be changed except to negotiate an obstacle in a Trail Horse Class. **While working a cow in herd work and Limited Reined Cow Horse, it is legal to hold the reins and the romal in one hand (rein hand), while doing so, the other hand may be used to hold the saddle horn.** Hand to be around reins. When ends of split reins fall on side of reining hand, one finger between reins is permitted. When using romal or when ends of split reins are held in hand not used for reining, no finger between reins is allowed. Rider may hold romal or end of split reins to keep them from swinging and to adjust the position of the reins provided it is held with at least 16 inches of rein between the hands. **BOD 1/17/15 Effective 12/1/15. BOD 6/20/16 Effective 8/1/16**
 - d. Rope, riata and/or hobbles are optional.
 - e. Hackamore bits, cavesson type nosebands, martingales and tie-downs are prohibited.
 - f. Saddle: Any standard stock saddle with a horn is required, but silver equipment will not count over a good working outfit. Tapaderos may not be used.

3. Attire:

- a. Riders shall wear Western hat, long-sleeved shirt with any type collar, trousers or pants (one piece long sleeved equitation suit is acceptable provided it includes a collar); chaps, shotgun chaps, or chinks, and boots. A vest, jacket, coat, and/or sweater may also be worn. Competitors with incomplete attire must be penalized. BOD 1/19/13 Effective 12/1/13.
- b. Spurs are optional at the discretion of the exhibitor, whips are not allowed except with side saddle. (see GR1310 Dispensations).

AR143 Qualifying Gaits

The good Western pleasure horse has a comfortable free flowing stride of reasonable length in keeping with the individual's conformation. It should cover a reasonable amount of ground with little effort. Ideally, the horse should have a balanced, sweeping motion that requires no more than light contact by the rider. The head and neck serve as a balance arm and are carried in a relaxed, natural position appropriate for each individual's own conformation. Maximum credit should be given to the responsive, confident, willingly guided horse that performs all the required gaits correctly with strength and finesse. The horse should be balanced in all aspects; conformation, gait and disposition. Such a horse is an athlete that goes softly and gives the appearance of being fit and capable of the tasks. Ultimately, the horse is very eye appealing and gives the Impression of being a pleasure to ride. Light contact should be measured by a horse's response to the rider's hands, seat and legs and not merely by the tension in the reins. However, an excessively draped rein is just as undesirable as extremely tight rein. Subtle cues are desirable, while an absence of cues is not. The individual that willingly and quietly responds to subtle cues by the rider is performing with light contact. For performance criteria, see Western Pleasure Chart.

1. Walk, a four-beat gait: True, flat footed and ground covering.
2. Jog-Trot, a two-beat gait: Free, square, slow and easy.
3. Lope, a true three-beat gait: Smooth, slow, easy and straight on both leads.
4. Hand Gallop: A real hand gallop, not merely an extended lope, extreme speed to be penalized. There should be a distinct difference between the lope and the hand gallop.

AR144 Western Pleasure Class Specifications

1. OPEN. To be shown at a walk, jog-trot, lope and hand gallop. Extreme speed to be penalized. To be judged on manners, performance, substance, quality, conformation and attitude.
2. AMATEUR. To be shown at a walk, jog-trot and lope. To be judged on manners, performance, suitability of horse to rider, substance, quality, conformation and attitude.
3. LADIES, GENTLEMEN. To be shown at a walk, jog-trot and lope. To be judged on manners, performance, suitability of horse to rider, substance, quality, conformation and attitude.
4. JUNIOR HORSE. To be shown at a walk, jog-trot and lope. To be judged on substance, quality, performance, manners and attitude.

SUBCHAPTER AR-10 LADIES SIDE SADDLE SECTION

AR145 Conduct

1. Competitors enter the ring in a counterclockwise direction at the trot or jog-trot.
2. When entries warrant, it is recommended that sidesaddle classes be divided into English or Western.
3. Safety is of the utmost importance in tack and attire; judges should penalize exhibitors not conforming to good safety practices.
4. It is suggested that horses line up head-to-tail the length of ring.

5. Horses should back readily if requested by the judge and stand quietly.
6. Classes may be offered as follows:
 - a. ENGLISH (HUNTER, ENGLISH SHOW HACK, DRESSAGE, OR SADDLE SEAT)
 - b. WESTERN/ENGLISH (HUNTER, ENGLISH SHOW HACK, DRESSAGE, WESTERN OR SADDLE SEAT),
 - c. WESTERN. (WESTERN)

AR146 Appointments

1. Tack
 - a. Bridle: Appropriate to style of attire.
 - b. Martingales or tie downs are prohibited.
 - c. Saddle: Appropriate sidesaddle, to style of attire.
2. Attire:
 - a. English (Hunter, English Show Hack, or Saddle Seat), Western or Period. If a shirt is worn as part of Western attire, it must be long sleeved. Jackets are allowed as part of any style attire. Skirt, divided skirt or apron, hat, and boots are required. Period attire is acceptable and encouraged to be researched as to the authenticity of the entire costume. Hat and boots required.
 - b. Spur, whip or crop optional, at the exhibitor's discretion.
 - c. Competitors must be penalized for incomplete appointments but not necessarily disqualified.

AR147 Qualifying Gaits

1. A good ground-covering walk, a comfortable trot or jog-trot, and easy flowing canter or lope is desirable.
2. The side saddle horse should give the distinct impression that it is a comfortable mount to ride.
3. Transitions from one gait to another should be smooth and effortless. Riders may sit or post to the trot.

AR148 Ladies Side Saddle Class Specifications

OPEN, AMATEUR. To be shown both directions at the walk, trot or jog-trot, canter or lope. Horses should back readily if requested by the judge and stand quietly. To be judged 85% on manners, performance, suitability, quality and conformation; 15% on appropriate side saddle attire. Manners and suitability of purpose shall be emphasized. (Suitability refers to the horse being suitable as a sidesaddle mount.)

SUBCHAPTER AR-11 MOUNTED NATIVE COSTUME SECTION.

AR149 Conduct

1. Competitors enter the ring in a counterclockwise direction at the canter.
2. Rider must have complete control of horse at all times.
3. It is suggested that horses line up head-to-tail the length of ring.
4. Horses shall stand quietly and back readily.

AR150 Appointments

1. Tack
 - a. Bridle may consist of bit, hackamore or other suitable headstall. Safety is of the utmost importance in tack and attire. Decorations in keeping with colorful desert regalia shall be added to equipment.
 - b. No martingales or tie downs permitted.
2. Attire shall consist of native (Bedouin) type costume including flowing cape or coat, pantaloons, head dress, scarf or sash. No object may be carried in either or both hands other than reins, a portion of an aba, and/or a riding crop or whip. Spurs, whip or crop optional, at the exhibitor's discretion.

AR151 Qualifying Gaits

1. Walk, a four-beat gait: Brisk, true and flat-footed with good reach.
2. Canter, a three-beat gait: Smooth, unhurried, with moderate collection, correct and straight on both leads.
3. Hand Gallop: The hand gallop is performed with long, free, ground covering stride under control. The amount of ground covered may vary between horses due to the difference in natural length of stride. The hand gallop is not a fast collected canter but a true lengthening of stride, correct and straight on both leads. There shall be a distinct difference between the canter and the hand gallop.
4. Extreme or reckless speed to be penalized.

AR152 Mounted Native Costume Class Specifications

OPEN, AMATEUR, LADIES, GENTLEMEN. To be shown at a walk, canter and hand gallop. Extreme or reckless speed to be penalized. Horses should stand quietly and back readily. To be judged 75% on performance and manners; 25% on appointments.

SUBCHAPTER AR-12 ENGLISH SHOW HACK SECTION.**AR153 Conduct**

1. Competitors enter the ring in a counterclockwise direction at the normal walk or normal trot.
2. Light contact must be maintained with all reins at all gaits.

AR154 Appointments

1. Tack:
 - a. Bridle shall be light, show type; either single snaffle, double (full) or pelham. Kimberwicke bit is permitted. Browbands and cavessons other than hunter or dressage types are prohibited. Unconventional tack such as figure eight, drop, or flash nosebands are not permitted.
 - b. English saddle of any type is required.
 - c. Martingales, breastplates not allowed.
 - d. Horses may show with a braided mane and/or tail.
2. Attire:
 - a. Acceptable Hack attire is required. It consists of conservatively colored coat, breeches and boots. A conservatively colored hunting cap, derby or protective headgear is mandatory. Formal attire consisting of white breeches, top hat and tails may be worn. It is usual to wear such attire after 6:00 p.m., or in Championship classes.
 - b. Spurs, whip or crop optional at the exhibitor's discretion.

AR155 Qualifying Gaits

1. An English Show Hack horse is not necessarily a Dressage horse, nor an English Pleasure horse of the Arabian Division. Elevation and high knee action are not to be emphasized. The English Show Hack is a suitable section for the well trained animal. The English Show Hack horse must be balanced and show vitality, animation, presence, clean fine limbs and supreme quality. Soundness is required. The collected and extended gaits must be called for; i.e., collected walk, extended walk, normal walk; collected trot, extended trot, normal trot; collected canter, extended canter, normal canter and hand gallop. The English Show Hack horse shall be able to perform all of these gaits with a noticeable transition between the normal, collected, and extended gaits. The horse must be under complete control and easily ridden. Obedience to the rider is of prime importance. If the horse exhibits clear transitions in a balanced and level manner, appearing to be giving a comfortable and pleasurable ride, he is performing correctly for this class.
2. To stand quietly and back readily. At the discretion of the judge, horses may be asked to halt and rein-back while on the rail.

3 Walk, a four-beat gait: Straight, true and flat-footed.

- a. Normal Walk: Regular and unconstrained, moving energetically and calmly forward.
- b. Collected Walk: Strides are shorter and higher than at the normal walk. The head approaches the vertical, but should never move behind it. Pacing is a serious fault.
- c. Extended Walk: The horse is allowed to lengthen frame and stride while rider maintains light rein contact. The horse should cover as much ground as possible without rushing.

4. Trot, a two-beat gait: Free-moving, straight, rider maintaining light contact with horse's mouth at all times.

- a. Normal Trot: Light, crisp, balanced and cadenced, with rider posting.
- b. Collected Trot: The horse's stride is shorter and lighter, maintaining balance and impulsion. The neck is more raised and arched than at the normal trot as head approaches the vertical line, never moving behind it. Rider is sitting.
- c. Extended Trot: Maintaining the same cadence and performing at medium speed, the horse lengthens its stride as a result of greater impulsion from the hindquarters. Horse should remain light in rider's hand as it lengthens its frame. Rider is posting.

5. Canter, a three-beat gait: Straight on both leads, smooth.

- a. Normal Canter: Light even strides, should be moved into without hesitation.
- b. Collected Canter: Marked by the lightness of the forehand and the engagement of the hindquarters, the collected canter is characterized by supple, free shoulders. Neck is more raised and arched than in normal canter as the head approaches the vertical line, never moving behind it.
- c. Extended Canter: Maintaining the same cadence, the horse lengthens its stride as a result of greater impulsion from the hindquarters. Horse should remain light in rider's hand as it lengthens its frame.

6. Hand Gallop: The hand gallop is performed with a long, free, ground covering stride. The amount of ground covered may vary between horses due to difference in natural length of stride. The distinction between hand gallop and extended canter is, the latter being the ultimate linear extension of stride within the hand of the rider; the hand gallop being a looser, more free elongation of stride and frame of the horse. A decided lengthening of stride should be shown while the horse remains controlled, mannerly, correct and straight on both leads. Extreme speed to be penalized.

AR156 English Show Hack

1. OPEN, AMATEUR, LADIES, GENTLEMEN. To be shown at a walk, trot, canter, and hand gallop; collected and extended and normal gaits to be called for. To stand quietly and back readily. To be judged on manners, performance, quality and conformation.

SUBCHAPTER AR-13 WORKING HUNTER SECTION

AR157 Conduct

1. Schooling See AR 107

2. Jumping Order

- a. If a jumping order is established, it must be posted in a conspicuous place at least one-half hour before the class. The jumping order must be legible to a mounted rider. If a jumping order is used throughout the section, a systematic rotation of the starting list must be employed so that a complete cycle is made during the competition.
- b. Failure to enter the ring within one minute after an audible signal to proceed is given incurs elimination. The time limit for entering the ring must be enforced by competition management. Management may permit a rider to compete out of order to minimize delays and in case of class conflicts.
- c. Establishing the Order. (Either manually or via computer) The jumping order for the first round must be established by one of the following procedures:

- d. The horses' names are drawn individually, starting with the first position and then working down.
 - e. The horses' names are listed and their positions drawn.
 - f. The horses' names and the positions are both drawn.
 - g. The horses' names are listed (with multiple rides pre-spaced) with the first name drawn becoming the first horse to compete in the first round, the remaining horses following from that point (i.e., the horses' name after the one drawn first is second, the next one third, etc.).
3. Horses may be shown with a braided mane and tail (AR101.5).
 4. Horses competing in "Horses 14.2H and Under" classes are required to have a USEF horse measurement card or a USEF valid horse measurement form issued by the Federation. Measurements must be conducted at Arabian competitions in accordance with GR502. (Hunter/Jumper measurement cards are not accepted at Arabian-restricted competitions).

AR158 Judging

For rules governing the judging of Hunter classes, see HU, Subchapter HU-5.

AR159 Courses

1. A Hunter course shall be any course which management deems a fair test of a Hunter. For rules regarding type of fences, see HU122. A Working Hunter course should include a combination, and at least one change of direction (Exception: Handy classes - See HU120.6). Fences may vary 2" over and under the required class heights. Brush jump may be lower.
2. In all Working Hunter classes over fences, distances between fences should be set on 12' multiples (i.e., one stride may be 24', two strides 36'). Distances may be adjusted at the discretion of the course designer.
3. For rules governing Course Diagrams, see HU118.
4. Except in cases of inclement weather, broken equipment or a similar emergency, a course must not be altered except by written permission of all exhibitors. If one or more original obstacles are rendered unusable during a class and no duplicate exists, management may substitute obstacles which approximate as nearly as possible, the originals.

AR160 Height of Obstacles

1. Green classes: 2'6" to 2'9", maximum spread 2'9". Minimum of 8 fences.
2. Regular classes: 3' - 3'3", maximum spread 3'. Minimum of 8 fences.
3. ATR/JTR classes: 2'6" to 2'9", maximum spread 2'9". Minimum of 8 fences.
4. AOTR classes: 2'9", maximum spread 2'9". Minimum of 8 fences.
5. ATR/JTR/AOTR Modified classes: 2'3" - 2'6", maximum spread 2'6". Minimum of 8 fences.
6. Warm-up: 2' - 2'6" with a maximum spread of 2'6". Minimum of 6 fences.
7. HORSES 14.2H AND UNDER HUNTER classes: fence height not to exceed 2'6" with a maximum spread of 2'6". Minimum of 8 fences.
8. Cross Rails classes: not to exceed 18". Minimum of 6-8 cross rail fences.
9. Working Hunter 2' classes, maximum spread 2', minimum of 8 fences.

AR161 Appointments

1. Tack:
 - a. Light hunter-type bridle, snaffle, pelham and full bridles, all with cavesson nosebands. A judge may penalize, at his own discretion, any horse with nonconventional types of bits or nosebands.
 - b. Type of English saddle is optional, but forward seat saddle is recommended.
 - c. Breastplate and/or martingale are optional (Exception: In Hunter Hack, Under Saddle and tie-breaking classes, martingales of any type prohibited).

2. Attire:

- a. Informal attire of suitable material for hunting is required. It consists of conservatively colored coat of any tweed or Melton (conservative wash jackets in season), breeches (or jodhpurs), and boots. All riders in all Working Hunter classes must wear protective headgear. For rules regarding protective headgear (See AR111) For rules governing sidesaddle attire, see, HU127.
- b. Spurs, whip, crop or bat optional, at the exhibitor's discretion. Competitors are prohibited from carrying a whip that is longer than 30" (75cm) while competing or schooling over fences. A rider may not carry more than one whip. Whips weighted at the end are prohibited.

AR162 Working Hunter Class Specifications

1. UNDER SADDLE REGULAR WORKING, GREEN WORKING, AMATEUR WORKING.
 - a. To be shown at a walk, trot and canter. Light contact with the horse's mouth is required. Horses should be obedient, alert, responsive and move freely. A horse shall not be eliminated for slight errors. Judges may ask horses to hand gallop collectively, one direction of the ring, (Exception: green classes). No more than eight will be asked to hand gallop at one time.
 - b. To be eligible for an Under Saddle class counting toward a Championship, horses must be entered in at least one full point class over obstacles during the competition. To maintain awards or points won in the aforementioned classes, the horse must complete the course in at least one class.
2. REGULAR WORKING HUNTER OPEN, HANDY, STAKE. Open to any horse of any age. To be judged on performance, manners, and soundness.
3. GREEN WORKING HUNTER OPEN, STAKE. Open to any horse in its first or second year of showing in any hunter, jumper, hunter seat equitation or jumping seat equitation classes held at Federation licensed competitions (EC) over fences 2'9" . To be judged on performance, manners, and soundness.
4. AMATEUR WORKING HUNTER, HANDY, MODIFIED, STAKE. To be judged on manners, performance, and soundness.
5. WARM UP HUNTER. To be judged on performance, manners, and soundness. This class does not count toward any Championship.
6. HUNTER HACK. To be shown at a walk, trot and canter. Eight horses, if available, but never more than eight at a time, are required to hand gallop one direction of the ring. Horses are also required to jump two fences 2' - 2'6" in height. To be judged on performance, manners and soundness. This class does not count toward any Championship.
7. HORSES 14.2H AND UNDER HUNTER, AMATEUR WORKING HUNTER, OPEN, HANDY, MODIFIED, STAKE. To be judged on manners, performance and soundness. Stallions and adult riders permitted unless prohibited in the prize list. Open to animals that do not exceed 14.2 hands in height. Cross entries permitted in any other Purebred Arabian, Half-Arabian or Anglo-Arabian breed-restricted class. Owner must possess a current measurement card or a valid measurement form issued by the Federation (See GR502 Measurement of Entries)
8. CROSS RAILS. OPEN, AMATEUR. Manners are paramount.
9. Walk-Trot Cross Rails. 10 and Under. Manners are paramount. Fences to be taken at a trot. Canter to be penalized.
10. Working Hunter 2'. Open to any horse of any age. To be judged on performance, manners and soundness.

AR163 Championships

1. No competition shall offer a Championship unless a minimum of three classes are offered, one of which must be an under saddle class and the other two over fences. One of the over fences classes may optionally be a Handy Hunter class.

2. Hunters will receive points in each class toward a Show Championship as follows: 1st -10, 2nd-6, 3rd -4, 4th- 2, 5th -1, 6th - ½. Hunters will receive points in each class toward a Regional or National Championship as follows: 1st - 20, 2nd - 16, 3rd - 14, 4th - 12, 5th - 10, 6th - 8, 7th - 6, 8th - 5, 9th - 4, 10th - 3.
3. The prize list must designate all full point classes counting toward a Championship in each section.
4. The Champion and Reserve Champion titles shall be awarded to two of the four horses which have acquired the most points, performing over a regulation Hunter course with fences at the required height in the section. In addition to these points, only these four horses shall receive points for ribbons won in an under saddle class.

AR164 Working Hunter Championship Ties

1. In case of a tie score, the Championship and/or Reserve is awarded to the horse that accumulated the most points over fences. If horses have an equal number of points over fences and no points under saddle, the tied horses must be shown at a walk, trot and canter. Competitors may be asked to hand gallop at the discretion of the judge. (Exception: Green Hunters.) This competition is judged as an independent under saddle class with conformation, soundness and performance to count as prescribed throughout the section. If horses have an equal number of points over fences, and under saddle, the tie will stand as is.
2. If all tied horses are declared unsound, selection of the winner among such tied competitors is left to the discretion of the judges.
3. For current rules regarding combination Hunter Championships, see HU148.

SUBCHAPTER AR-14 JUMPER SECTION

AR165 Conduct

1. For rules governing the class conditions refer to JP, Subchapter JP-5 Course Requirements.
2. For rules regarding personnel and timing equipment, refer to JP106 Equipment and Personnel.
3. The course and the order in which the horses are to jump, if a posted order of go is mandated, must be posted in a conspicuous place, at least one-half hour prior to the start of the class. The jumping order should be legible to a mounted rider. For rules regarding jumping order, refer to JP112 Starting Order.
4. For rules regarding schooling, refer to AR107.13 and JP103 with the exception of JP103.2, JP103.3 and JP103.8. If these sections are in conflict AR107.13 takes precedence.
5. Championships are not recommended in Jumper sections of the Arabian Division, but if offered, must be conducted in accordance with Jumper Rule, JP110 Show Championships.

AR166 Scoring Tables and Faults

1. The prize list must specify, for each class, the Table and Section for which it is to be scored; however, classes must be scored as per Chapter JP, Subchapter JP-6 and Subchapter JP-7. It is recommended for classes 2'6" and greater, that classes be scored on Faults and Time, as per JP145, Table II. For classes held at heights less than 2'6", it is recommended that JP148, Table IV Optimum Time Classes be utilized.

AR167 Jumper Course Requirements

1. For rules governing course requirements refer to JP, Subchapter JP-5 Course Requirements.
2. Well-designed courses are the prime requisites for successful jumper classes.
3. The first criterion of a good course is its suitability to the capabilities of horses which will jump it and to the conditions of the class. Height and width of jumps are not the only important factors. Of equal or greater significance are types of obstacles, relation of height to width, or spacing between jumps. Jumper courses traditionally offer a greater variety of jumps, (brighter, more unusual, etc.) than do hunter courses, and may include types of fences forbidden in Hunter courses. Refer to JP124, Jumper Course, JP125, Spread Obstacle, and JP126, Combinations, for more specific information regarding the design of courses.

ABRV - CHAPTER DIVISION

4. The minimum and maximum height and spread must be stated for all classes not covered by AR169 Specifications.
5. Posting of Courses Refer to JP132.
6. Judge's Inspection of Course Refer to JP133 Judge (s) Inspection of Courses.
7. Jump-offs Refer to JP134 Jump-Off Courses.
8. Obstacle Requirements Refer to JP123 Jump Equipment.
9. Substitution of Obstacles Refer to JP129 Substitution of Obstacles.
10. Time Allowed and Time Limit Refer to JP131 Speed, Time Allowed, Time Limit, and Optimum Time, and the Chart located at the end of the Jumper Rules

AR168 Appointments

1. For rules governing appointments, refer to JP111 with the exception of JP111.3. In the Arabian Division, draw reins are prohibited except in the schooling area.
2. Tack. Type of English saddle is optional. Any type of bridle is allowed, including, but not limited to gag bits and mechanical hackamores. Martingales, tie-downs, boots and bandages are allowed.

AR169 Jumper Class Specifications

All classes must be set as per JP122.1.a. For a conversion chart to the equivalent in English Units, refer to JP122.2.

Changing the level of difficulty from that published in the Prize List must be done in accordance with JP122.6

1. OPEN. Classes may be offered at the following heights: 0.8M, 0.9M, 1.0M, and 1.1M. Spreads as per JP122.3.
2. AMATEUR, AMATEUR OWNER. classes may be offered at 0.8M, 0.9M, 1.0M, and 1.1M. Spreads as per JP122.3
3. NOVICE, SELECT. Classes may be offered at 0.7M, 0.8M, and 0.9M. Spreads not to exceed the width of the height of the fences.

SUBCHAPTER AR-15 DRESSAGE SECTION

AR170 Conduct

1. Dressage classes held in the Arabian Division to be conducted in accordance with Dressage Chapter DR, except as stated herein:
2. When cross entry by rider or horse/rider combination is permitted between Dressage and other Arabian and/or Half-Arabian/Anglo-Arabian classes at a competition, DR120 and DR121 apply only to the designated Dressage warm-up and competition areas, or when exhibitor is actually warming-up for Dressage class.
3. Horses entered in Open Dressage classes must comply with DR121.8.
4. Whips are prohibited in AHA Regional and National Championship classes (Exception: Competitors riding sidesaddle may carry a whip **and AR106.16**).
5. A caller, if supplied by the competitor, may be used in any AHA Regional Championship Dressage class. (Exception: all FEI Tests, including FEI Junior Tests, and all Freestyle Rides must be ridden from memory; **see also AR106.16) BOD 1/16/16 Effective 4/1/16**)
6. Entries must comply with DR119.2 (Exception: Horses competing at AHA Regional and National Championship competitions are not limited to a maximum of three Dressage rides per day at Fourth Level or below. Horses competing in Intro Level classes at the AHA Youth National Championship may enter three levels at that competition only.)
7. Horses competing in the Arabian and/or Half-Arabian/Anglo-Arabian Dressage Division may compete in more than one Licensed Competition on the same day. This is an exception to DR119.2.
8. Introductory (Walk/Trot Dressage) classes at USEF Licensed Arabian competitions, when ridden by an exhibitor competing only in Walk/Trot classes, will not be considered one of the two levels to which the horse is restricted at that competition under DR119.2. (Exception: open Dressage classes or divisions.)

9. Dressage horses competing at USEF Licensed Arabian competitions are not limited to a maximum of three rides per day at Fourth Level or below. (Exception: open Dressage classes or divisions.)
10. False tails are not permitted in Arabian and Half-Arabian/Anglo-Arabian Division Dressage classes (This is an exception to DR121.7).
11. For the Arabian Division, adult amateurs are defined as those no longer eligible to compete as junior exhibitors DR119.3 does not apply.
12. A separate number is not required for each horse/rider combination. This is an exception to DR126.1j(4). SEE AR112 Numbers
13. The prerequisite score for an Arabian, Half-Arabian, and/or Anglo-Arabian breed restricted Dressage Muscial Freestyle may be earned in either open or breed-restricted Federation Recognized Dressage competition(s) held prior to the competition where the horse/rider combination is entered to ride a Dressage Freestyle class. *BOD 1/17/15 Effective 12/1/15.*

AR171 Dressage Classes Breaking Ties

1. In the event two or more competitors have equal points (a tie), the tie shall be broken pursuant to DR123 except when after a review of the scores for Collective Marks/General Impression there remains a tie, the tie must be broken as follows:
 - a. The competitor with the highest Collective Mark scores by the judge sitting at C shall be declared the winner of the tie; and
 - b. In the event there remains a tie with the judge's (sitting at C) Collective Mark scores, the winner of the tie shall be determined by that judge's scores as follows:
 1. The competitor with the highest free walk score (Intro through Second level) or highest extended walk score (Third through Grand Prix) shall be determined the winner;
 2. In the event there is a tie on the free walk/extended walk score, the competitor with the highest sum of scores with coefficients greater than one shall be determined the winner;
 3. In the event there is a tie based upon the sum of the scores with coefficients greater than one, the competitor with the first highest Collective Mark score shall be determined the winner. (Start at the top of the Collective Mark scores and work down until the tie is broken); and
 4. In the event that the Collective Marks are identical, the competitor with the first highest movement score shall be determined the winner. (Start at the top of the movement scores and work down until the tie is broken). If a tie still remains, the judge(s) must break the tie.

SUBCHAPTER AR-16 SPORT HORSE SECTION

AR172 Purpose

The Sport Horse section was developed to evaluate and encourage the breeding of Purebred Arabian and Half-Arabian/Anglo-Arabian horses suitable for Dressage, Working Hunter, Eventing, Jumper, Carriage Pleasure Driving, Combined Driving, Racing, Competitive Trail and Endurance, and to provide an opportunity to demonstrate the effectiveness of breeding programs. Form to function will be emphasized.

AR173 Conduct of Classes

1. In-hand, Under Saddle and Show Hack Sport Horse classes for 1) Arabians and 2) Half-Arabians/Anglo-Arabian Sport Horses may be held separately or in conjunction with any licensed Arabian competition. Sport Horse In-hand, Under Saddle and Sport Horse Show Hack classes may be held for stallions, mares and geldings. SUBCHAPTER AR-1 Applies to Sport Horse classes.
2. In-hand Classes may be held in any age groups deemed appropriate by competition management and published

in the prize list with the exception that horses of one sex shall not be judged against those of the opposite sex.

Exception: Specified group classes or specified championship classes may have horses of all sexes.

Sport Horse In-Hand and Under Saddle classes may be divided at the discretion of competition management into Dressage type and Hunter type. Horses may cross enter. Both Dressage and Hunter style appointments (tack and attire) are permitted in both the Dressage-type and Hunter-type In-Hand and Under Saddle classes. Competition management is encouraged to offer separate Championship classes for each type, but the championship classes may be combined at competition management's discretion.

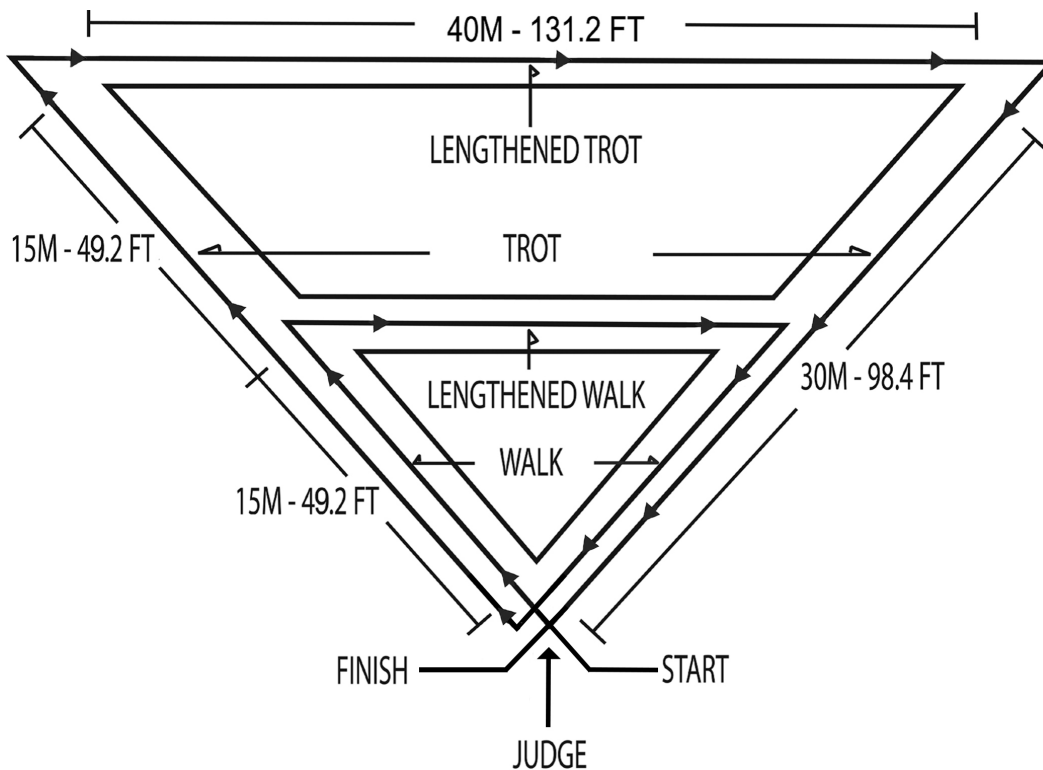
- c. Dressage type - displays the conformation and movement qualities as follows: Horses of this type carry a higher set-on neck than the Hunter type with sufficient length and flexion of the poll. Movement should be free, elastic, active and regular with good push from behind without tension and with a tendency toward an uphill balance.
 - d. Hunter type - displays the conformation and movement qualities as follows: Horses of this type carry a more level frame than the Dressage type horse, yet must display a natural looking carriage. Movement should have good ground cover and tend to be long and low with good push from behind, free of tension and showing good balance.
3. Sport Horse In-Hand Championships shall be based upon highest scoring horses in qualifying classes. Sport Horse In-Hand Champions and Reserve Champions must be at least two years of age. No horse may be named Champion and Reserve Champion in the same class. (Example: when amateur and open classes qualify for the same championship class.) If the same horse has the two (2) highest scores, the next highest eligible horse shall be named Reserve Champion.

AR174 Sport Horse In-Hand Classes

1. Sport Horse In-Hand Classes.

Conformation is to be evaluated in terms of potential trainability, potential performance and predisposition to soundness. Form to function is to be emphasized. Blemishes are not to count unless resulting from conformation faults. Gaits are to be evaluated in terms of purity, quality and correctness. Correct gaits which contribute to ease in training and the horse remaining sound and useable are most important. Purity and quality are judged mainly in profile. Correctness is judged mainly while the horse is coming to and going from the judge's position. Colts and stallions two years and over must have both testicles descended.

2. Following a posted or announced order, or on request from the judge, entries in each class will approach the judging area one at a time, walk to the apex of the triangle. Conformation judging may take place before or after performance on the triangle, so wait for the judge's instructions. Wait for the judge's request to proceed on the triangle. The handler will lead the horse on the perimeter of the triangle at the walk and trot, returning to the apex and wait for further instructions. At the completion of the judging, the handler will lead the horse away from the judging area. The triangle may be adjusted to fit local conditions.
3. Triangle: Corners should be well defined. A marker will be used at the apex and at each corner to define placement of the turn for the exhibitor. Use of plants or flowers is allowed.



4. The horse is to be shown in an "open position," for conformation judging. The traditional way of showing open position would be with the right front leg slightly back and the right hind leg slightly forward; but as long as all four legs of the horse are visible to the judge when standing on either side of the horse, this would be acceptable. The horse's head and neck should be allowed to show in a natural and comfortable carriage, and the handler should stand away from the horse with a loose lead line.
5. SPORT HORSE GROUPS IN-HAND. The AHA Group Score Sheet shall be used. Each judge will be assigned a scribe who will record scores and comments as dictated by the judge. Groups will be examined one group at a time, but not necessarily on the triangle. The judge will require the individuals of each group to move at the walk and trot. Horses shall stand for conformation judging before and/or after completion of the group's movement.
6. Foals may not be shown loose.
7. When possible, the announcement of awards will include the breeding of the horses placed: sire and dam as well as the name of the owner and breeder.
8. Judge must excuse from the ring any unruly horse or one whose actions threaten to endanger other exhibitors or their entries.
9. A whip may be used to guide the horse.
10. Causes for mandatory elimination from the arena or designated judging area for In-Hand classes are:
 - a. Removal of eyelashes,
 - b. Changing the natural color of the mane and/or tail (AR106.8.c)
 - c. Applying a product to a horse's hoof to hide or conceal a conformation defect. Only clear or transparent products may be used on the hooves of horses while being shown in Breeding and/or In-Hand classes.
11. An entry must be penalized for:
 - a. Excessive amounts of oil, grease or other similar substances.
 - b. Balding the area around the eyes or proximal to the muzzle and nostrils.
 - c. Excessive use of the whip or actions that may disturb other entries shall be severely penalized.

AR175 Sport Horse In-hand Classes

1. The AHA Individual Sport Horse Score Sheet shall be used. Each judge will be assigned a scribe who will record

scores and comments as dictated by the judge. Horses will be shown individually on the triangle. Sport Horse In-Hand Classes are exempt from using the Arabian Halter Judging System.

2. The judge shall use the AHA approved individual score sheets for individual classes, and the individual Group Score Sheet for group classes (Get of Sire/Produce of Dam). The AHA score sheets will be provided to competition management by AHA. Competition management may make as many individual copies as necessary for their competition.
3. Decimals may be used in scoring.
4. A scribe shall be provided for each judge whose main duty is to record the judge's scores and comments on the score sheets. The scribe may be asked to transfer scores from the individual sheets to the master score sheet.
5. Tied scores for Sport Horse In-Hand shall be broken first by referring to movement, then conformation, then overall balance and finally manners. If the horses are still tied, the judge (or call judge in a multiple judge system), will make a final tie-breaking decision.
6. When multiple judges officiate the same class, competition management may assign separate or shared triangles. In either case, judges will have separate score sheets and scribes.
7. Scores shall be reported as a total based on the stated percentages against a possible total of 100% and all scores and placings must be posted. Unofficial scores may be posted during the class and/or final score may be posted at the end of each class.
8. If a mathematical error on the score sheet is discovered, it must be brought to the attention of competition management within one hour of the official posting of the scores from the last class of the competition day. Competition management must announce said posting, and must make score sheets available to competitors immediately.

AR176 Sport Horse Under Saddle and Show Hack Class Procedures

1. SUBCHAPTERS AR1 & AR4 apply to Sport Horse Under Saddle and Sport Horse Show Hack classes.
2. Score sheets are not required for Sport Horse Under Saddle or Sport Horse Show Hack classes.
3. Judge must excuse from the ring any unruly horse or one whose actions threaten to endanger other exhibitors or their entries.
4. Sport Horse Under Saddle. To enter the ring counterclockwise at the trot. To be shown at a walk, trot, and canter both directions of the ring. Judge may request lengthening of stride at any gait and may request horses to back in the line-up.
5. Sport Horse Show Hack. To enter the ring counterclockwise at the normal walk or normal trot. To be shown both directions of the ring at a walk, trot, and canter; collected, normal and extended gaits to be called for, and the hand gallop. Horses should stand quietly and back readily.

AR177 Sport Horse In-Hand Appointments

1. Both Dressage-type and Hunter-type appointments (tack and attire) are permitted in both Dressage-type and Hunter-type In-Hand classes. Competitors with non-conforming appointments will be eliminated from judging consideration.
2. Tack:
Bridles are mandatory on horses three years and older. A bridle shall be a dressage-type snaffle bridle or hunter-type snaffle bridle. Snaffle may be with or without cheeks, keepers allowed. Use of a noseband is optional but if used, it must be a cavesson, flash, figure 8, mexican, dropped, or crescent style noseband. A split or single lead made of either leather or chain (or a combination of both) may be used, attached through both sides of the bit, with/or instead of reins. Horses aged two years may be shown in a bridle (as listed above), or a plain leather stable halter. Horses under age two years must be shown in a plain leather stable halter. Competitors with non-conforming appointments will be eliminated from judging consideration.

3. Attire

- a. Conservative casual attire is recommended for the handler. This would include casual pants and shirt. Also acceptable would be Dressage or Hunter attire including breeches, boots, shirt with tie, stock tie or choker collar. Jackets, hats, vests, and gloves are optional.
- b. The handler may carry only one whip, maximum length of six feet, including lash and without attachments (i.e. plastic bags, ribbons, etc.).

AR178. Sport Horse Under Saddle Appointments

1. Both Dressage-type and Hunter-type appointments (tack and attire) are permitted in both Dressage-type and Hunter-type Under Saddle classes. Competitors with non-conforming appointments will be eliminated from judging consideration.
2. Tack:
 - a. Bridle shall be a dressage-type snaffle bridle with snaffle bit, hunter-type double bridle or dressage-type double bridle, or hunter-type snaffle or Pelham bridle is acceptable. Converters on Pelham bridle are not permitted and two reins are required. Unconventional bits may be penalized at the discretion of the judge, BUT kimberwicks are prohibited. In junior horse under saddle classes, snaffle bits are mandatory. Snaffles may be with or without cheeks, keepers allowed. Cavesson nosebands are to be used, but flash nosebands would be acceptable when using a snaffle bridle with snaffle bit.
 - b. A dressage, forward seat or English all purpose saddle is to be used. No saddle seat type saddles allowed.
 - c. Martingales are not permitted.
3. Attire:
 - a. Dressage or Hunter attire acceptable. Dressage attire will be defined as white or light colored breeches, short riding coat of conservative color, with tie, choker or stock tie, boots, a hunt cap, derby, top hat or protective headgear. Hunter attire will be defined as light colored breeches, short riding coat of conservative color, with tie or choker, boots or smooth leather half-chaps, and hunt cap or protective headgear. It is recommended that attire reflect the tack used on the horse.
 - b. Gloves of conservative color are optional for either style of attire.
 - c. Spurs and whip are optional. If a whip is carried, it may not exceed the length requirements in DR120.

AR179. Sport Horse Show Hack Appointments

1. Competitors with non-conforming appointments will be eliminated from judging consideration.
2. Tack:
 - a. Bridle shall be a dressage style snaffle bridle, or hunter style snaffle or Pelham bridle, or dressage style double bridle or hunter style double bridle is acceptable. Converters on Pelham bit not permitted and two reins are required. Kimberwick bit is prohibited. If using a double bridle of either style, the lever arm (length below the mouthpiece) must not exceed 3.94 inches or 10 cm. The inside diameter of the bridoon ring must not exceed 3.15 inches or 8 cm. Cavesson nosebands to be used but flash nosebands would be acceptable when using a snaffle bridle and snaffle bit.
 - b. A dressage, forward seat or English all-purpose saddle is to be used. No saddle seat type saddles allowed.
 - c. Martingales are not permitted.
3. Attire:
 - a. Informal attire consists of conservatively colored short, dark coat, with tie, stock tie or choker collar, white or light colored breeches, boots or smooth leather half-chaps, hunt cap, derby, top hat or protective headgear.
 - b. Formal attire consists of white breeches, top hat and shad belly coat may be worn. It is usual to wear such attire after 6:00 p.m. or in championship classes.
 - c. Spurs and whip are optional. If a whip is carried, it may not exceed the length requirements in DR120.

AR180 Qualifying Gaits

1. Innate quality movement is a priority in the Sport Horse classes. All gaits should be pure in rhythm, and should be without tension or resistance.
2. Walk
 - a. Walk. (Also Normal Walk) The rhythm of the walk is 4 beats. The walk is to be regular and unconstrained.
 - b. Collected Walk. The rhythm is 4 beats. The stride maintains the marching quality of the normal walk, with hind legs well engaged but covers less ground.
 - c. Extended Walk. The rhythm is 4 beats. While maintaining the march quality, the horse does not rush, but with regular steps, will clearly show the hind feet touching the ground in front of the footprints of the forefeet. The rider allows the horse to stretch forward with head and neck, but does not release contact with the mouth.
3. Trot
 - a. Trot. (Also Normal Trot) The rhythm of the trot is 2 beats. The trot is free, active and regular. The steps should be balanced and elastic with the horse demonstrating a supple back and well engaged hindquarters.
 - b. Collected Trot. The rhythm is 2 beats. The horse continues to move forward with impulsion, and demonstrates an ability to further engage the hocks, which allows the shoulders of the horse to become lighter and the stride to become shorter. The neck is raised and arched, but not constrained.
 - c. Extended Trot. The rhythm is 2 beats. The horse covers as much ground as possible, while maintaining regularity and balance. The stride lengthens as a result of great impulsion. The rider allows the horse, while remaining on the bit, to reach with its frame. The forefeet should touch the ground where they point. The transitions to and from should be balanced and smoothly executed.
4. Canter
 - a. Canter. (Also Normal Canter). The rhythm of the canter is 3 beats. The canter should be light, cadenced (rhythm with a suitable tempo combined with springy impulsion) and regular. Transitions should be without hesitation and balanced. The canter should always be straight on straight lines.
 - b. Collected Canter. The rhythm is 3 beats. The horse moves forward with impulsion, through increased engagement of the hindquarters and lightness of the forehand. The neck is raised and arched but not constrained. The back remains supple and the strides are shorter.
 - c. Extended Canter. The rhythm is 3 beats. The horse covers as much ground as possible while maintaining regularity and balance. The stride lengthens as a result of great impulsion from the hindquarters and the rider allows the horse to lower and extend the neck, without losing contact with the bit, or leaning.
5. Lengthening Stride. When a lengthening of stride is requested at walk, trot, or canter, the horse should maintain rhythm, regularity and balance, while reaching with the frame and stride. The rider should maintain contact with the bit, while allowing the lengthening. The strides should be more ground covering and the horse should remain calm and supple.
6. Hand Gallop. The rhythm is 3 beats. The hand gallop is performed with long, free, ground covering strides. The amount of ground covered will vary between horses due to the difference in the natural length of stride. The hand gallop shows a looser, freer elongation of stride and frame of the horse. The horse must remain mannerly, correct, and straight. Extreme speed to be penalized.
7. Rein-back. The rhythm is 2 beats. The feet are raised and set down by diagonal pairs. The horse should remain calm and obedient, lifting and setting down the feet, without shuffling.

AR181 Sport Horse Class Specifications

1. IN-HAND CLASSES. Horses shall be shown at the walk and trot on the triangle. The AHA Score Sheet is divided as follows:

Movement - 40% (20% for walk and 20% for trot) Conformation - 40% Expression, Manners, Willingness - 10%

Quality, Balance and Harmony, Suitability as a Sport Horse - 10% Transmissible weaknesses or predisposition to unsoundness shall be penalized commensurate with severity.

2. **GROUP CLASSES** (Get of Sire, Produce of Dam). Horses will be judged at the walk and trot, but not necessarily on the triangle. Horse shall stand for conformation judging before and/or after completion of the group's movement. The AHA Score Sheet is divided as follows: Movement - 40% (20% for walk and 20% for trot) Conformation - 40% Quality and Uniformity of Quality (Reproductive likeness) - 10% Overall Quality, Balance, Harmony (Apparent ability of sire or dam to produce or beget Sport Horse performance or breeding stock - 10%.
3. **UNDER SADDLE CLASSES**. To be shown at the walk, trot, and canter both directions of the ring. Judge may request lengthening of stride at any gait and may request horse to back in the line-up.
 - a. **OPEN**. To be judged on performance (purity and quality of gaits), manners, conformation, suitability as a Sport Horse and quality.
 - b. **AMATEUR**. To be judged on manners, performance (purity and quality of gaits), suitability as a Sport Horse, conformation and quality.
 - c. **JUNIOR HORSE**. To be judged on quality, suitability as a Sport Horse, performance (purity and quality of gaits), conformation and manners.
4. **SPORT HORSE SHOW HACK CLASSES**. To be shown both directions of the ring at a walk, trot, and canter (collected, normal and extended gaits to be called for), and the hand gallop. Horses should stand quietly and back readily.

OPEN. LADIES, GENTLEMEN. To be judged on performance, manners, quality, and conformation.

- a. **AMATEUR**. To be judged on manners, performance, quality, and conformation.

SUBCHAPTER AR-17 EVENTING SECTION

AR182 General

Eventing classes/competitions held in the Arabian division are to be conducted in accordance with the Eventing Division, Chapter EV.

SUBCHAPTER AR-18 CARRIAGE PLEASURE DRIVING SECTION

AR183 GENERAL

Carriage Pleasure Driving classes held in the Arabian Division are to be conducted in accordance with Carriage Pleasure Driving Division, Chapter CP.

SUBCHAPTER AR-19 COMBINED DRIVING SECTION

AR184 General

Combined Driving classes held in the Arabian Division are to be conducted in accordance with Combined Driving Division, Chapter DC

SUBCHAPTER AR-20 FORMAL DRIVING SECTION

AR185 Conduct

1. Competitors to enter the ring in a counterclockwise direction at a trot.
2. At the discretion of the competition management, one header per horse may be utilized to ensure the safety of the exhibitors. Headers must be properly attired. A plain unmarked smock is required.
3. To stand quietly and back readily.

AR186 Tack

1. To be shown in a light show harness, bridle with blinkers, overcheck (with separate overcheck bit) or sidecheck (separate sidecheck bit optional) and snaffle bit (straight or jointed). Equipment to be in sound condition.
2. A four-wheeled show vehicle is required.

AR187 Qualifying Gaits

1. Walk: A true, cadenced, four-beat walk, with horse collected. The motion should be brisk and vigorous with the horse showing animation and brilliance.
2. Trot: Animated, natural and cadenced, with impulsion and power from behind, the front airy and light. The animated natural trot is extremely bold and brilliant, characterized by free shoulder action. The trot should appear effortless and be executed willingly with apparent ease. The horse to have leg flexion with extension, (foreleg extending fully forward at full stretch with airy motion combined with hock action that is powerful and well raised, the hind leg being brought forward with a driving stride). The action should be balanced and cadenced. Loss of form due to excessive speed shall be penalized. The trot should be a true two-beat diagonal gait. Mixed gaits, pacing or racking must be considered major faults.

AR188 Formal Driving Class Specifications

OPEN, AMATEUR, LADIES, GENTLEMEN. To be shown at a walk and trot. To stand quietly and back readily. To be judged on performance with proper cadence and balance, presence, manners, quality and conformation.

SUBCHAPTER AR-21 PLEASURE DRIVING SECTION

AR189 Conduct

1. Competitors enter the ring in a counterclockwise direction at the normal trot.
2. At the discretion of competition management, one header per horse may be utilized to ensure the safety of exhibitors. Header must be properly attired. A plain unmarked smock is required.
3. To stand quietly and back readily.

AR190 Tack

1. To be shown in light show harness, bridle with blinkers, overcheck (with separate overcheck bit) or side check (separate sidecheck bit optional), and snaffle bit (straight or jointed). Equipment to be in sound condition.
2. Either a two or four-wheeled vehicle suitable to the horse is required. Use of a two-wheeled vehicle is encouraged.

AR191 Qualifying Gaits

1. Walk, a four-beat gait: Brisk, true and flat-footed with good reach.
2. Normal trot, a two-beat gait: To be performed at medium speed with moderate collection. The normal trot must be mannerly, cadenced, balanced and free-moving. Posting is required. 3. Strong trot, a two-beat gait: This trot is faster and stronger than the normal trot. It is performed with a lengthened stride, powerful and reaching, at a rate of speed which may vary between horses since each horse should attain his own strong trot in harmony with his own maximum natural stride. The horse must not be strung out behind. He should show moderate collection without exaggeratedly high action in front. He must present a willing attitude while maintaining form. The strong trot must be mannerly, cadenced, balanced and free-moving.

AR192 Pleasure Driving Class Specifications

1. OPEN, AMATEUR, LADIES, GENTLEMEN. To be shown at a walk, normal trot and strong trot (Extreme speed to be penalized). To stand quietly and back readily. To be judged on manners, performance and quality.
2. JUNIOR HORSE. To be shown at a walk, normal trot, strong trot (Extreme speed to be penalized). To stand quietly

and back readily. To be judged on quality, manners, and performance.

3. LADIES, GENTLEMEN. To be shown at the walk, normal trot and strong trot. Extreme speed to be penalized . To stand quietly and back readily. To be judged on manners, performance and quality.

SUBCHAPTER AR-22 COUNTRY PLEASURE DRIVING SECTION

AR193 Conduct

1. Competitors enter the ring in a counterclockwise direction at the normal trot.
2. At the discretion of competition management, one header per horse may be utilized to ensure the safety of the exhibitors. Headers must be properly attired. A plain unmarked smock is required.
3. To stand quietly and back readily.

AR194 Tack

1. To be shown in light show harness or harness appropriate for vehicle, bridle with blinkers, overcheck (with separate overcheck bit) or sidecheck (separate sidecheck bit optional), and snaffle bit (straight or jointed). Equipment to be in sound condition.
2. A two-wheeled vehicle is required. Driver only is permitted in vehicle.

AR195 Qualifying Gaits

1. Walk, a four-beat gait: To be true, flat-footed and ground covering.
2. Normal Trot, a two-beat gait: To be an overall balanced, relaxed, easy-going trot with elasticity and freedom of movement. High action MUST be penalized.
3. Strong Trot, a two-beat gait: To be faster with lengthened stride, maintaining balance, ease and freedom of movement. High action MUST be penalized.

AR196 Country Pleasure Driving Class Specifications

1. OPEN, To be shown at the walk, normal trot and strong trot. To stand quietly and back readily. To be judged on attitude, manners, performance, quality and conformation.
2. AMATEUR, LADIES, GENTLEMEN. To be shown at a walk, normal trot and strong trot. To stand quietly and back readily. To be judged on attitude, manners, performance, quality, conformation and suitability of horse to driver.
3. JUNIOR HORSE. To be shown at a walk, normal trot and strong trot. To stand quietly and back readily. To be judged on attitude, manners, quality and performance.

SUBCHAPTER AR-23 ROADSTER SECTION.

AR197 Conduct

1. Horses to enter the ring clockwise at the jog-trot, then show at the road gait, reverse at either the jog trot or walk and show counterclockwise at the jog-trot, road gait and then trot at speed.
2. Horses to stand quietly in the line up. Attendants not permitted except in amateur classes. Exhibitors not to leave the bike except to make necessary adjustments. Exhibitors may, however, uncheck and stand at horse's head when left in the center of the ring while a part of the class is on the rail for a workout.

AR198 Appointments

1. Tack: To be shown in light show harness, bridle with blinkers of square pattern, overcheck and separate overcheck bit, snaffle bit (straight or jointed) to a bike. Unweighted boots such as quarter boots or bell boots are optional.
2. Attire: Exhibitor shall wear stable colors, cap and jacket to match.

AR199 Qualifying Gaits

1. The principal gait of the Roadster is the trot. Horses shall be asked to trot at three different speeds, the slow jog-trot, the fast road gait and then at speed. Judges may ask a Roadster to walk.
2. The horse should be in form at all gaits, with folding of the knees, flexion of the hocks and be balanced with a true square trot. Horses that are pacey or mixed gaited or that break from the trot shall be strongly penalized.
3. The horse should have animation, brilliance and competition ring presence.

AR200 Arabian Roadster Class Specifications

1. OPEN. To be shown to a bike at a jog-trot, road gait, and then at speed. To be judged on performance, speed, quality and manners.
2. AMATEUR. To be shown to a bike at a jog-trot, road gait and then at speed. To be judged on manners, performance, speed and quality. One attendant may head the horse.
3. LADIES, GENTLEMEN. To be shown to a bike at a jog-trot, road gait and then at speed. To be judged on manners, performance, speed and quality. One attendant may head the horse.
4. ROADSTER UNDER SADDLE. To be shown under English saddle and with an open bridle using a snaffle bit and a single rein or a snaffle bit and running martingale with either a single or double rein. To be shown at a jog-trot, road gait and at speed. To be judged on performance, speed, quality and manners.

SUBCHAPTER AR-24 COMBINATION CLASSES SECTION

AR201 Conduct

1. Competitors to enter ring in a counterclockwise direction at the normal trot (Pleasure or Country Pleasure) or Trot (Formal).
2. Horses to be shown both directions of the ring at all required gaits as a harness horse. Competitors will be called to the line up, horses unhitched and saddled, then returned to the rail to be shown under saddle at required gaits both directions of the ring.
3. Two attendants per entry are allowed to assist the changing of tack. Attendants must be properly attired. A plain, unmarked smock is required.
4. The bridle must not be removed prior to the horse being completely unhitched from the buggy or cart.
5. Prize list must specify whether or not the rider and driver must be the same individual.
6. Cross entries are prohibited between the Informal Combination class and any class in the Country English Pleasure or Country Pleasure Driving sections at the same competition.

AR202 Tack and Gaits

1. Formal Combination - For rules governing tack and qualifying gaits for this class, see Subchapters AR-5 and AR-20.
2. Informal Pleasure Combination For rules governing tack and qualifying gaits for this class, see Subchapters AR-6 and AR-21.
3. Country Pleasure Driving Combination For rules governing tack and qualifying gaits for this class, see Subchapters AR-7 and AR-22

AR203 Combination Class Specifications

1. Formal Combination. OPEN, AMATEUR, LADIES, GENTLEMEN. To be shown in harness as a Formal Driving horse and under saddle as a Park Horse.
2. Informal Pleasure Combination. OPEN, AMATEUR, LADIES, GENTLEMEN. To be shown in harness as a Pleasure Driving horse and under saddle as an English Pleasure horse.
3. Country Pleasure Combination. OPEN , AMATEUR, LADIES, GENTLEMEN. To be shown in harness as a Country Pleasure Driving horse and under saddle as a Country English Pleasure horse.

SUBCHAPTER AR-25 WORKING WESTERN SECTION**AR204 Conduct**

1. The order of go will be drawn in a random manner (computer/electronically, shuffling cards, drawing numbers, etc.).

When the draw is determined manually:

- a. The competition management shall announce to the exhibitors a specified time and place the drawing will occur. The management will have numbers (one through the total number entered) equal to the number of horses entered in the class.
 1. At the announced specified time that the draw will take place, all exhibitors wishing to make their own draw will assemble with the management. The management will call, in program order, the exhibitors with multiple horses to draw first.
 2. Exhibitors with multiple horses will not be back to back, where total number of horses entered will permit. If an exhibitor with multiple horses draws back to back there will be a re-draw. The management will then call the remaining exhibitors, in program order, to draw. When the number of horses in a class permits, riders with multiple horses must be drawn with a minimum of two horses spread between runs.
 3. No horse shall perform as the first horse in more than one class (go-around/section) per competition unless there are more classes than horses. If a horse is drawn up first for the second time there will be a re-draw.
 4. The number drawn will be that exhibitor's order of go. NO CHANGES with the exception of an extraordinary circumstance as determined by the judge(s) and steward(s).
 5. Management will draw for those exhibitors who do not appear for the announced drawing.

b. When the draw is determined by computer/electronically:

1. Exhibitors with multiple horses will not be back to back where the total number of horses entered will permit. When the number of horses in a class permits, riders with multiple horses must be drawn with a minimum of two horses spread between runs.
2. No horse shall perform as the first horse in more than one class (go-around/section) per competition unless there are more classes than horses.
3. The number drawn will be that exhibitors order of go. No changes with the exception of extraordinary circumstance as determined by the judge(s) and steward(s). *BOD 1/17/15 Effective 12/1/15.*

2. The order of go will be posted at least one hour before the start of the class.

3. When specified patterns are required, patterns for each class must be posted at least one hour prior to the start of the class. The posted pattern is to be followed unless a change becomes necessary due to safety considerations. If a pattern or course is posted and publicly announced and there is a discrepancy between the posted and the announced pattern, the posted pattern is to be followed.

4. Use of videotape. Videotape may be used by the judge(s) to review any entry's performance only in a class in which entries perform individually.

- a. The videotape must be provided by an "official competition videographer," and the judge must have reason to believe all horses have been videotaped;
- b. Whether or not to review the videotape is the sole discretion of the judge(s), and the decision of the judge(s) in this regard is non-protetable;
- c. The judge's decision to review the videotaped performance must be made prior to announcing the official results of the class;
- d. If a judge decides to review any videotaped performance in a class, the official results of the class must be delayed until after the review and a decision has been made.
- e. Judges may not confer as to any penalty or maneuver score prior to submitting a score. If a major penalty (a penalty which results in a no score, a 0, or a 5 point penalty) is unclear, a judge will submit his/her score and

- f. ask that the score be held, pending a conference and/or review of the official video at the earliest appropriate time. Should the judges determine via conference or official video replay that a penalty was incurred, it should be applied. If, however, no penalty occurred, the score will be announced as originally submitted. No judge shall be required to change his/her score following a conference or official video replay. Each judge's decision is an individual call and based on individual decision from a conference or official video replay. The use of official video equipment by the judges is only permissible if the judge has reason to believe that all entries have been videotaped.
- g. **For reined cow horse and working cow horse classes, refer also to NRCHA. For all events at which multiple judges are utilized, major penalties must be reviewed in accordance with current NRHA rules for reining classes and current NRCHA rules for reined cow horse and cow horse classes. Similarly, major penalties must be reviewed for trail classes when there is a major penalty marked by at least one judge and at least one of the other judges did not. A major penalty shall be deemed a 0 score and all penalties 5 points or greater. BOD 1/17/15 Effective 12/1/15.**

AR205 Appointments

1. For rules regarding correct Western appointments, refer to AR142 Horses entered in Junior Horse classes must be shown in a snaffle bit or hackamore (See AR142).
2. A Reining, Reined Cow Horse, or Working Cow Horse, Junior Horse that has been shown in a Western event in a bridle may compete in a Junior Horse Reining, Reined Cow Horse, or Working Cow Horse, class wearing a hackamore or snaffle.
3. Boots and/or bandages are permitted in Reining, Reined Cow Horse, Working Cow and Cutting classes (See AR106.10).

AR206 General Scoring

1. It is mandatory that judges use the prescribed AHA score sheet for Reining, Working Cow, Reined Cow Horse and Trail classes and it is mandatory that the score sheet (or a copy) be posted immediately after each class. Score sheets may be obtained by writing: AHA, 10805 E. Bethany Drive, Aurora, CO 80014 or score sheets may be downloaded at www.arabianhorses.org
2. When a judge is adjudicating in a multiple judge system, the scores should be transferred to the ring steward or clerk in a manner that the other judges do not hear their score.
3. All individual judges of working western classes are required to announce the score of each horse immediately following the horse's work and prior to the work of the subsequent horse. If a score is being held for review, this is announced instead of the score.
 - a. When one judge is used, his score will place the class.
 - b. When more than one judge is used, scores will be totaled to determine the placing of the class.
 - c. When five judges are used, one high and one low score will be eliminated and the remaining three scores will be totaled to determine the placing of the class.
4. Ties for first place, Champion, Reserve Champion, fifth in a Top Five and tenth in a Top Ten class will be worked off using the same pattern, order of go and scoring technique as was used in the event; however, there will not be more than one work off.
 - a. Tied exhibitors can choose to forego a work-off and be named co-champions but must determine the winner of the awards **by consensus** or by a flip of a coin. If they do not agree, the exhibitor(s) who does not want to work-off will forfeit first place to the other. **Prize money (if any) for the tied placing(s) involved will be added together and equally split between the respective exhibitors.**
 - b. Exhibitors disqualified in a work-off cannot be placed any lower than the lowest consecutive placing which

results from breaking the tie.

- c. Ties for second place in a non-championship class will stand tied and all involved exhibitors will qualify for AHA Regional competition; prize money (if any) for the placings involved will be added together and equally split between the respective exhibitors. All other ties are not worked off and will involve as many places as there are horses tied.
 - d. Prize money (if any) for **any tied** placings involved will be added together and equally split between the respective exhibitors. *BOD 6/20/16 Effective 8/1/16*
 - e. Ties for sixth in a Top Five and 11th in a Top Ten will be broken by a flip of a coin by the steward in the presence of the riders involved.
5. If a mathematical error on a score sheet is discovered, it must be brought to the attention of the competition management.
 6. A class will be complete and the posted scores will be considered "official" thirty minutes following the last class of the day.
 7. In Working Cow Horse classes where there is more than one go-round, all horses will compete in both go-rounds. The top horses will then return for the Final go-round. The order of go shall be drawn for all sections. Scores will be accumulative through the Final class. Champion and Reserve Champion, Top Five and Top Ten will be determined by total accumulated score of all works. Ties will be broken in accordance with AR206.

AR207 Reining Horse - General

1. The Arabian reining horse section shall be conducted in accordance with the current NRHA Handbook as modified by the following Arabian rules. Where the Arabian rules are silent, NRHA rules prevail.
 - a. There is no restriction on the number of horses a rider may show in a class.
 - b. Refer to AR142 Western Pleasure Appointments for rules regarding attire and tack. **Refer to AR206 for ties.**
 - c. **Exception to NRHA rules see AR105.2**
 - d. Arabian breed restricted competitions that offer reining classes, but are not licensed as a Reining competition, are not required to have video instant replay available to the judges. **(Exception: Video Instant Replay is required at the Regional and National level competitions).** *BOD 6/20/16 Effective 8/1/16*
 - e. For Reining Horse class specifications, refer to AR209.
 - f. Equipment checks are to be conducted either by the (call) judge prior to leaving the arena or by the Steward immediately outside of the performance arena after the run.
 - g. Patterns must be posted.

AR208 Reining Horse Patterns

Judges must choose from patterns in **the current** NRHA Handbook. *BOD 6/20/16 Effective 8/1/16*

AR209 Reining Horse Class Specifications

1. OPEN, AMATEUR, LADIES, GENTLEMEN, JUNIOR HORSE, HACKAMORE (BOSAL). Exhibitors to perform a pattern from NRHA Handbook, as instructed by the judge.
2. To be held following NRHA definitions. Placings in the Non-Pro Divisions do not affect eligibility in the Open Section.
 - a. Open- Follows NRHA Open Criteria excluding NRHA Membership or eligible as an AHA Member to compete in Open Reining classes.
 - b. Intermediate Open- Follows NRHA Open Rider criteria excluding NRHA Membership or rider who has not received more than the specified number of AHA National Achievement points in the Reining Section.
 - c. Limited Open-Follows NRHA Limited Open Rider criteria excluding NRHA Membership or rider who has not receive more than the specified number of AHA National Achievement points in the Reining Section.
 - d. Non Pro- Follows NRHA Non Pro criteria excluding NRHA Membership) or any amateur rider with a valid AHA

ABRV - CHAPTER DIVISION
Competition Card.

- e. Intermediate Non Pro- Follows NRHA Intermediate Rider criteria (excluding NRHA Membership) or rider who has not received more than the specified number of AHA National Achievement points in the Reining Section.
 - f. Limited Non Pro- Follows NRHA Limited Rider criteria (excluding NRHA Membership) or rider who has not received more than the specified number of AHA National Achievement points in the Reining Section.
 - g. Rookie Non Pro rider - Follows NRHA Rookie Level 1 Rider criteria (excluding NRHA Membership) or amateur rider who has not received more than the specified number of AHA National Achievement points in the Reining Section.
 - h. Primetime Non Pro Rider- amateur rider must be at least 50 years of age as of December 1st. The Primetime rider must also be entered in one or more of the above classes.
3. Short Stirrup Reining 10 & under.
- a. Riders are allowed to choose the size and speed of the circles. Excessive speed will result in maneuver deduction.
 - b. There will be no penalty for holding the saddle with either hand.
 - c. The rider may ride with standard reins, or with any type of closed reins and may ride with one or two hands on the reins any time during the class.
 - d. This class is to be run with **any current NRHA** Short Stirrup pattern. *BOD 6/20/16 Effective 8/1/16*

AR210 Working Cow Horse - General Conduct

1. It is the intent of the Arabian Horse Association to comply with the National Reined Cow Horse Association (NRCHA) rules. Refer to Chapter 6 Broken Equipment, **Chapter 15 Self Adjusted Monitor System**, Chapter 17 Scoring, Chapter 19 Judging, and Chapter 22 Judges Score Sheet regarding working cow **and reined cow horse** classes held at licensed competitions. For further information regarding the conduct of Working Cow competitions, contact the NRCHA, 13181 US Highway 177, Byars, OK 74831; (580) 759-4949 phone; www.nrcha.com.
2. Exceptions and Notes: The working cow horse class consists of only the cow work.
 - a. Exhibitors in Working Cow Horse classes held in the Arabian Division have twenty (20) seconds after the close of the gate to signal for a new cow, or shall work the assigned cow with the exception that the judge decides if the exhibitor warrants a new cow.
 - b. See AR142 Arabian Western Pleasure for Appointments.
 - c. See AR105.6 for inhumane treatment and undue stress.
 - d. See AR206 for scoring Working Cow classes with more than one go-round and for breaking ties.

AR211 Working Cow Horse Class Specifications

1. BITTED, HACKAMORE (BOSAL), For competitions offering only one Working Cow Horse class, bitted and hackamore horses shall compete together. Dry work will not be required.
2. OPEN, AMATEUR, LADIES, GENTLEMEN, JUNIOR HORSE classes may be offered.

AR212 Reined Cow Horse - General

It is the intent of the Arabian Horse Association to comply with the National Reined Cow Horse Association (NRCHA) rules and refer to Chapter 6 Broken Equipment, Chapter 17 Scoring, Chapter 19 Judging, Chapter 20 Patterns, Chapter 21 Pattern Description (Maneuvers) and Chapter 22 Judges Score Sheet regarding working cow classes held at licensed competitions. For further information regarding the conduct of Reined Cow classes contact the NRCHA, 13181 US Highway 177, Byars, OK 74831; (580) 759-4949 phone; www.nrcha.com.

AR213 Reined Cow Horse Conduct

1. The Reined Cow Horse class consists of two mandatory phases, the reined work and the cow work (boxing, fence turns and circling in that order). Each phase will have equal bearing and the final placings will be determined by the total of both scores (Exception: Limited Rein Cow Horse).
2. In cases of ties for first place the entry with the highest cow work score will prevail. If the cow work scores are identical, the tied entries for first place will work off with an additional cow work. All ties for other than first place will remain tied for points and prize money purposes and riders will flip for ribbons. Horses receiving a zero score in one phase and a score in the other are eligible for placing. Horses receiving a zero in both phases or a no score in either or both phases are ineligible for placing.
3. Limited Reined Cow Horse: This class introduces the rider or horse to the boxing phase of the cow work. Judging begins when the contestant enters the arena. Schooling is not permitted between the completion of the rein work and the cow work, or between cows if a new cow is awarded. The penalty is a score of zero. Each contestant upon receiving a cow in the arena, shall hold that cow on the prescribed end of the arena for 50 seconds, demonstrating the ability of the horse and rider to control the cow. It is legal to hold the reins and romal in one hand (rein hand) while boxing the cow. Time must begin when the gate closes behind the cow after being let into the arena. The announcer or judge shall signal the completion of the 50 seconds with a whistle or horn. The horse must be scored using the "limited cow work scoring guidelines".
4. See Appointments AR142 (Western Pleasure Section).

AR214 Reined Cow Horse Class Specifications

1. BITTED, HACKAMORE (BOSAL), For competitions offering only one Reined Cow Horse class, bitted and hackamore horses shall compete together.
2. OPEN, AMATEUR, LADIES, GENTLEMEN, JUNIOR HORSE. Classes may be offered
3. REINED COW HORSE, LIMITED HORSE. Reined Cow Horse, Limited horse classes are for horses that cannot have been shown down the fence 3 actual runs, in any judged classes or events with the exception of horse sales. Being entered in a class that includes fence work will be counted as going down the fence regardless if the rider boxed the cow and pulled up before the run was completed.
4. LIMITED REINED COW HORSE, AMATEUR. Limited Reined Cow Horse classes are for amateur and junior riders who cannot have shown down the fence 3 actual runs in any judged classes or events with the exception of horse sales. Being entered in a class that includes the fence work will be counted as going down the fence regardless if the rider boxed the cow and pulled up before the run was completed.

AR215 Cutting General

1. Cutting classes held in the Arabian Division shall be conducted in accordance with the rules adopted by the Working Western Committee of the Arabian Horse Association.

AR216 Western Riding General

Western riding classes held in the Arabian Division to be conducted in accordance with Western Chapter WS, Subchapter WS-5 Western Riding. OPEN, AMATEUR, LADIES, GENTLEMEN, JUNIOR HORSE

AR217 Ranch Horse Pleasure

Ranch Horse Pleasure. The purpose of Ranch Horse Pleasure should reflect the versatility, attitude, and movement of a working horse. The horse's performance should simulate a horse working outside the confines of an arena and that of a working ranch horse. This class should show the horse's ability to work at a forward, working speed while under control by the rider. Light contact should be rewarded and horse shall not be shown on a full drape of reins. The overall manners and responsiveness of the horse while performing the maneuver requirements and the horse's quality of

movement are the primary considerations. For rules regarding correct Western appointments, refer to AR142.

1. Each horse will work individually, performing both required and optional maneuvers, and scored on the basis of 0 to 100, with 70 denoting an average performance.
2. The required maneuvers will include the walk, jog, and lope both directions: and the extended jog and extended lope going at least one direction; as well as stops, and a back.
3. Three optional maneuvers may include a side pass, turns of 360 degrees or more, change of lead (simple or flying), walk, jog, or lope over a pole(s); or some combination of maneuvers that would be reasonable for a ranch horse to perform.
4. The maneuvers may be arranged in various combinations with final approval by the judge.
5. The overall cadence and performance of the gaits should be free-flowing and ground covering for all gaits, with an emphasis on forward movement. Transitions should be performed where designated, with smoothness and responsiveness.
6. No time limit.
7. One of the suggested patterns may be used (found on AHA website), however, a judge may utilize a different pattern as long as all required maneuvers and the three (or more) optional maneuvers are included. Should a judge use one of his/her own patterns, it is recommended to not have the stop following an extended lope.
8. The use of natural logs is encouraged.
9. Posting at the extended jog is acceptable.
10. Touching or holding the saddle horn is acceptable.
11. Hoof polish is discouraged.
12. It is customary to not remove the hair from the insides of the ears, but horses with clean clipped ears will not be penalized.
13. Trimming of the bridle path, fetlocks or excessive (long) facial hair is allowed.
14. Appointments with silver should not count over a good working outfit. Silver on bridles and saddles and the use of weighted reins is discouraged.
15. Ranch Horse Penalties - A contestant shall be penalized each time the following occur:
 - a. One (1) point penalties
 1. Too slow/per gait
 2. Over-bridled
 3. Out of frame
 4. Break of gait at walk or jog for 2 strides or less
 5. Split log at lope
 - b. Three (3) point penalties
 1. Break of gait at walk or jog for more than 2 strides
 2. Break of gait at lope
 3. Wrong lead or out of lead
 4. Draped reins
 - c. Five (5) point penalties
 1. Blatant disobedience (kick, bite, buck, rear, etc.)
 2. Eliminates maneuver
 3. Incomplete maneuver
 - d. Zero (0) score
 1. Willfull abuse
 2. Major disobedience or schooling
 - e. No specific penalties will be incurred for nicks/hits on logs/poles but deduction may be made in maneuver score.

- f. No specific penalties will be incurred for over/under spins but deduction may be made in maneuver score. *BOD 1/17/15 Effective 12/1/15.*

SUBCHAPTER AR-26 WESTERN DRESSAGE

AR218 Western Dressage

Western Dressage classes held in the Arabian division are to be conducted in accordance with the Western Dressage Division, Chapter WD.

SUBCHAPTER AR-27 WESTERN OR ENGLISH TRAIL HORSE SECTION

AR219 Trail Horse/*In-Hand* - General

1. Trail classes may be offered for Western or English, but the two styles are not to be combined into one class at any time as there are distinct differences. *(Exception: In-Hand Trail may combine the Western and English style competitors).*
2. A trail horse is one that can maneuver through a course of obstacles with physical skill, expression and a good mental attitude. It should travel through and between obstacles with an inquisitive desire to go forward without compromising its calm, relaxed attitude and way of going. It should approach each obstacle squarely with authority and correct form, with its own style, yet maintaining its willingness to be dictated to completely by the rider/*handler* with no apparent resistance. Maximum credit should be given to the trail horse that negotiates its way through an entire course efficiently, in a timely manner, without excessive hesitation, with curiosity, expression, smoothness and style; in a manner that raises the degree of difficulty without sacrificing carefulness, control, and/ or attitude. Ultimately, the trail horse is skillful, eye appealing, confident, and leaves one with the impression of being sure, safe and a pleasure to ride over a course of obstacles.
3. All entered exhibitors will be allowed to walk and inspect the course with the judge and with the course designer, if present, prior to the start of the class. In amateur and junior exhibitor classes, exhibitors may be accompanied by their trainer.
4. No time outs will be allowed.
5. The order of go to be drawn. See AR204.
6. *There is no rail work. The course must be designed to require each horse to show all three (3) gaits (walk, jog/ trot at least thirty (30) feet, lope/canter right and left lead) somewhere between and/or over obstacles as part of its work, and quality of movement and cadence should be considered as part of the obstacle score. Unnecessary delays while approaching or negotiating an obstacle shall be penalized.*
7. *If at any time the trail obstacle is found to be unsafe, it must be repaired or removed from the course. If it can not be repaired and horses have completed the course, the score for that obstacle shall be deducted. No horse shall be asked to repeat the course, except in the case of a tie.*
8. *The course must be posted at least twelve (12) hours before the scheduled starting time for the class. Exception: one (1) hour at AHA One Day Shows and twenty-four (24) hours at Regional and National Championship Shows. BOD 6/20/16 Effective 8/1/16*
9. *There shall be a minimum of six (6) obstacles and a maximum of ten (10) obstacles on any course. (Exception: National Championship classes have no maximum number of obstacles).*
10. *The judge may alter the course prior to the course walk. BOD 1/17/15 Effective 12/1/15.*

AR220 Trail Course Designers

1. It is recommended that a Course Designer be contracted for all competitions and his/her name appears in the prize list. It is recommended that the Course Designer be present and available to the trail arena at all times during the trail classes.

2. It is required that a Course Designer, separate from one of the judges, be contracted at every Regional and National Championship Competition and his/her name appears in the prize list. At Regional and National Competitions, the Course Designer must be present and available to the trail arena at all times during the trail classes.
3. The Course Designer may judge (except at AHA Regional or AHA National Championship competitions) or be an official.
4. Neither the Course Designer nor a member of his/her family may be a trainer, coach, exhibitor or rider in classes which he/she designs.
5. The Course Designer must supply the judges and office with copies of the trail courses each day, to comply with course posting requirements.
6. The Course Designer must be a USEF/EC Senior Member in good standing.

AR221 Trail Obstacle Mandatory Dimensions

All elevated poles must be in a **pole holder e.g. trail blocks, trail risers, standard jump cups or similar type supports**. The judge has the right to alter the course.

1. WALK-OVERS

- a. Single Poles: Maximum height 16". **In-Hand: Maximum height 12"**
- b. Multiples: Maximum height 10". **In-Hand: Maximum height 8"**
- c. Minimum width between poles 20" to 24" or multiples thereof, between poles is generally considered good spacing for walkovers, depending upon difficulty desired. No rolling poles.

2. LOPE OVERS WESTERN **(not allowed In-Hand)**

For lope overs, a distance of 6'-6'6" is preferred.

3. CANTER OVERS ENGLISH **(not allowed In-Hand)**

Canter overs: 6'6" to 8' apart- **7'6"** is preferable for most English horses.

4. JUMPS

(Note: ASTM helmets are not required for trail horse jump obstacles). BOD 6/20/16 Effective 8/1/16

- a. Mounted: Maximum height 24"
- b. Amateur and Junior to ride classes jumps, mounted, may not exceed 18")
- c. Lead Over: Maximum height 12"
- d. Minimum width between standards of a jump: 4 feet
- e. Combinations: 12 feet for a one stride; 6 feet for a no stride
- f. Box Jumps and L Jumps: Poles must be at least 12 feet long.

5. CAVALETTI/JOG OVERS WESTERN

- a. Jog overs: 3 feet to 3'6" apart or multiples thereof (space is measured between poles)
- b. Lope overs: 6 to 7 feet apart or multiples thereof - 6 feet is preferable for most horses.

6. CAVALETTI/TROT OVERS ENGLISH

Trot overs: 3'6" to 4' apart (space is measured between poles). 4 feet is preferred for most English horses.

7. CAVALETTI/TROT/JOG OVERS IN-HAND

- a. **Single or Multiples: In-Hand Maximum height 6"**

8. BACK THROUGHHS

- a. On ground: 28" between Min.
- b. Elevated: 30" between Min.
- c. Barrels: 32" between Min.

9. SIDE PASSES

- a. Single pole: Up to 24" high. **In-Hand Trail up to 6"**
- b. Slots: Never closer than 24" wide (space is measured between poles).

10. SERPENTINES (jog arounds)

- a. Pylons 6 feet apart (base to base) minimum. Guardrails, if used, should be 3 feet to either side of the pylons.
- b. Pylons 3 feet apart (base to base) minimum. Guardrails, if used, should be 6 to 8 feet to either side of the pylons.
- c. If tall standards are used, dimensions can be looser.

11. GATE

Approximately 60" high with latch available at that height. (Exception: In-Hand Trail gate must be operable by all handlers).

12. BRIDGE -Suggested (not mandatory) dimensions:

- a. Bridges must be built of sturdy design non slip surface and a bridge should be approximately 3' wide and approximately 6' long. Any bridge deemed to be unsafe by the judge must be altered or removed.
- b. minimum of 36" wide
- c. minimum of 6' long
- d. no higher than 12"

13. ANY OTHER MANEUVERS: Figure horse's wheelbase at five feet front hooves to back hooves.**14. UNACCEPTABLE OBSTACLES**

- a. Live Animals
- b. Hides
- c. PVC poles
- d. Dismounting
- e. Rocking or moving bridges
- f. Water box with floating or moving parts
- g. Flames, dry ice, fire extinguisher, etc.
- h. Logs or poles elevated in a manner that permits such to roll
- i. Tarps are prohibited to be used within an obstacle, defined as where the entry will be expected to walk, jog, lope or back. They can be used for decorative purposes but must be secured.
- j. Hay bales
- k. Rolling Poles

15. WALK/TROT-JOG OBSTACLES

Obstacles are to consist of no more than three non-elevated walk over poles and no more than three jog over poles, serpentine(s), **pass through an** open gate, straight back through and a bridge. Prohibited obstacles include water, tarps, drags, pick-up objects, ground tie and closed gates. *BOD 1/17/15 Effective 12/1/15.*

AR222 Trail Definitions

1. Knockdown: When any component, element, or portion of an obstacle is displaced from its original position-by horse or rider/**handler**.
2. Refusal: Any action taken by the horse to avoid performing an obstacle, part of a combination of obstacles or portion of a trail course. These actions may include, but are not limited to the following:
 - a. Balking: (Any action that results in a horse blatantly and continuously refusing a rider's/**handler's** command).
 - b. Evading or running past an obstacle to be negotiated.
 - c. Each complete loss of the gate determined by the entry letting go of gate or dropping a rope gate.
 - d. Any blatant action by the horse that demonstrates an unwillingness to approach, negotiate and/or complete an obstacle.
3. At the judge's discretion or when a judge has deemed three (3) refusals have occurred at an obstacle the exhibitor will proceed to the next obstacle. (In multiple judging situations the call judge will determine when to instruct the exhibitor to proceed to the next obstacle.) Any time a judge instructs an exhibitor to proceed to the next obstacle, a

five (5) point penalty will apply for being asked to move to another obstacle and as such is not in accordance with course direction. This penalty is in addition to the two (2) five (5) point penalties received for refusals or blatant disobedience for a total of three (3) five (5) point penalties.

4. Off Course:

- a. Taking an obstacle in the wrong direction.
- b. Deliberately failing to enter, exit, or work obstacle from correct side or direction.
- c. Negotiating an obstacle in the wrong sequence including skipping an obstacle unless directed by the judge.
- d. Not following the correct line of travel (i.e. the drawn pattern and Judge's instruction/direction).
- e. Pulling gate when designated to push in course directions (or vice versa) or when using a rope gate, walking through gate when designated to back through (or vice versa).
- f. Sidepassing the wrong end of a horse in slot.
- g. Riding or leading outside designated boundary marker of the course. *BOD 1/17/15 Effective 12/1/15.*

AR223 Trail Scoring General

1. All horses enter the arena with a score of 70. With each obstacle, the judge will instruct a scribe to assign a score as well as any appropriate penalties if one or more occurs. At the end of the work, obstacle scores will be totaled. Any penalties will then be subtracted to arrive at a final score. All horses are judged from the time they enter the arena until the completion of the last obstacle.

2. Judge(s) may review official video (if available) on no score, zero, 10 point, or 5 point penalties only. Refer to AR204 (Video review is solely the judge(s) decision.)

3. Each obstacle will be scored as follows:

Half point increments can be used from +3 to -3.

+3 EXCELLENT: The horse approaches and negotiates obstacle in correct form with definite style. The horse performs in an efficient manner with curiosity and athleticism, while maintaining the qualities of an ideal trail horse. The horse's performance over the obstacle is VISUALLY IMPRESSIVE.

+2 VERY GOOD: The horse approaches and negotiates obstacle in correct form with noticeable style. This horse definitely displays many qualities of the ideal trail horse. The horse's performance over the obstacle is VISUALLY ATTRACTIVE.

+1 GOOD: The horse approaches and negotiates obstacle in correct form with some degree of style. This horse may display some qualities of the ideal trail horse, but lacks those qualities to the degree they are exhibited by the Very Good or Excellent performer. The horse's performance over the obstacle is VISUALLY PLEASING.

O AVERAGE: For the most part, horse approaches and negotiates obstacle in correct form. Minimal style is exhibited. If the horse's performance displays any qualities of the ideal trail horse they are negated by slight errors in form. The horse's performance over the obstacle leaves a visually NEUTRAL IMPRESSION.

-1 POOR: The horse fails in some way to approach and/or negotiate obstacle in correct form. There is a noticeable void in some of the qualities of the ideal trail horse. Willingness to guide or control may have been compromised but not safety.

-2 VERY POOR: The horse approaches and negotiates obstacle, but noticeably fails to do so in correct form. There is a definite deficiency in the qualities of the ideal trail horse. Safety may have been compromised. The horse exhibits noticeable resistance.

-3 EXTREMELY POOR: The horse approaches and/or negotiates obstacle in unacceptable form, but avoids elimination. This horse's performance is probably reckless, careless, and/or dangerous. The horse exhibits significant resistance towards the rider's commands.

AR224 Scoring Penalties

In addition to the obstacle score, each entry may incur penalties for the following infractions:

1. NO SCORE

- a. Illegal equipment. This includes any attachment which alters the movement of or circulation to the tail.
- b. Abuse to the animal inside or outside the competition arena and/or evidence that an act of abuse has occurred. This includes lameness and/or fresh blood in the mouth, chin, shoulder, barrel, flank or hip areas.
- c. Disrespect or misconduct by exhibitor.
- d. **No whips allowed in In-Hand Trail.**

2. ZERO SCORE

- a. Off course including:
 - 1. Pulling gate when designated to push in course directions (or vice versa) or when using a rope gate, walking through the gate when designated to back through (or vice versa)
 - 2. Sidepassing the wrong end of horse in slot
 - 3. Working obstacles out of sequence
 - 4. Deliberately failing to enter, exit or work obstacle from correct side or direction
 - 5. Riding/**leading horse** outside designated boundary marker of the course
- b. Fall of horse or rider/**handler. BOD 6/20/16 Effective 8/1/16**
- c. Equipment failure or loss of shoe that delays completion of course.
- d. Dropping a rein **or the Lead** that contacts the ground while the horse is in motion
- e. Two hands on reins (Exception: Snaffles or Hackamore) or changing hands on reins; except for junior horses shown with hackamore or snaffle bit, only one hand may be used on the reins, except that it is permissible to change hands to work an obstacle. Exception: Does not apply for English Trail **or In-Hand Trail.**
- f. More than one finger between split reins. Exception: Does not apply for English Trail **or In-Hand Trail.**
- g. Fingers between closed reins. Exception: Does not apply for English Trail **or In-Hand Trail.**
- h. Failure to maintain 16 inches of rein between hands when using romal reins except to work an obstacle. Exception: Does not apply for English Trail **or In-Hand Trail.** Note: Neither a “no score” nor a “zero score” penalty may receive an award in that class. A “zero” score may advance in a multiple-go event.
- i. **Baiting is not allowed in In-Hand Trail.**

3. 10 POINT PENALTIES

- a. Temporary loss of control, stampeding, running through or jumping over entire obstacle when jump is not called for. This penalty can be awarded when an entry has completed an obstacle and has sufficiently destroyed the obstacle or where it is impossible to ascertain if the obstacle has been completed in any manner.
- b. blatant disobedience (kicking, bucking, rearing, biting, striking, horse leaving designated ground tie area).

4. 5 POINT PENALTIES

- a. Each refusal. Refusals are cumulative. After three (3) refusals at a single obstacle or when deemed necessary by the judge, the judge will ask the contestant to proceed to the next obstacle for a total of 15 penalty points. When the refusal is the result of a complete loss of the gate the entry may retrieve the gate and continue. If they are unable to retrieve the gate and the judge asks them to move on they will have been deemed to have earned three refusals for a total of three (3) five-point penalties.
- b. **Horse places** two or more **hooves** outside of a confining element.
- c. Horse misses/evades an element/component of an obstacle that is part of a series.
- d. **Rider/handler loses** drag or object being carried.
- e. **Horse places** one **hoof** off side of bridge or falling off side of bridge.
- f. **Horse performs** obstacle at the wrong gait or lead.
- g. **Rider** spurring or obvious cueing or touching of horse in front of forward cinch including, but not limited to use of free hand to instill fear or praise.

- h. **Handler touching the horse with either hand in In-Hand unless instructed by the judge, course designer or performing a side pass.**

5. 2 POINT PENALTIES

- a. **Horse/handler** knockdowns or obviously displacing the original configuration of an obstacle.
- b. **Horse places one hoof** outside of a confining element.
- c. **Horse** breaks gait for more than two strides. When an entry is transitioning down from a lope to a walk, a couple of steps of jog is acceptable and will not result in a penalty; however, the judge may take that transition into consideration in the maneuver score. The same would be for when a horse momentarily hesitates before undertaking a series of walkovers, working the bridge, or any other maneuver from a walk. A momentary halt is not considered a break of gait, and, in fact, is desired. If the entry takes two or more steps back, it would be considered a refusal and be subject to a five-point penalty.
- d. **Rider holds** saddle with free hand. (Exception: over a jump, elevated jog over(s) or elevated lope over(s).
- e. **Horse approaches** obstacle at wrong gait or lead. During transition areas between obstacles, if horse is, for instance, loping where a jog is called for, or jogging where a walk is called for, a two point penalty has occurred.

6. 1 POINT PENALTIES

- a. **Horse double strides or adds strides or adds steps.** (Walkovers, jogovers, lope overs, tires).
- b. **Horse** skips slot (walkovers, jogovers, lope overs)
- c. Major hit or stepping on an element of an obstacle, log, pole, cone or obstacle **by horse/handler.**
- d. Each time **horse switches** leads where not called for, picking up wrong leads, or cross leading. NOTE: If a horse switches leads and must be broken down to correct the lead, then two penalties have been incurred (The first for switching leads (1 point) and the second for breaking of gait (1 or a two point penalty depending on the number of strides)
- e. **Horse breaks** gait for two strides or less. When an entry is transitioning down from a lope to a walk, a couple of steps of jog is acceptable and will not result in a penalty; however, the judge may take that transition into consideration in the maneuver score. The same would be for when a horse momentarily hesitates before undertaking a series of walkovers, working the bridge, or any other maneuver from a walk. A momentary halt is not considered a break of gait, and, in fact, is desired. If the entry takes two or more steps back, it would be considered a refusal and be subject to a five (5) point penalty. *BOD 1/17/15 Effective 12/1/15.*

AR225 In-Hand Trail – General

1. Judges should consider the overall appearance of the horse, conditioning, grooming, and the equipment in the overall score. Also to be considered is the correctness of the horse while being led. For safety reasons, those handlers continuously holding the chain on the lead, tightly coiling the lead shank around the hand, or dragging the lead shank must be penalized.
2. To include a walk and jog of suitable duration to determine the way of going. Management is encouraged to design courses that can be negotiated in ninety (90) seconds.
3. In-Hand course designers. See AR220.
4. In-Hand mandatory dimensions. See AR221.
5. In-Hand Trail definitions. See AR222.
6. In-Hand Trail Scoring General. See AR223.
7. In-Hand Trail Scoring Penalties. See AR224.
8. In-Hand Trail Scoring Procedures. See AR226. *BOD 1/17/15 Effective 12/1/15.*

AR226 Scoring Procedures

1. The class conduct and scoring system procedures stated herein shall be used in adjudication of all Trail classes in

the Arabian division. Competition Management shall provide scribe(s) at judge(s) request.

2. When a judge is adjudicating in a multiple judge system, the scores should be transferred to the ring steward or clerk in a manner that the other judges do not hear their score.
3. All individual judges of Trail classes are required to announce the score of each horse immediately following the horse's work and prior to the work of the subsequent horse. If a score is being held for review, this is announced instead of the score.
 - a. When one judge is used, their score will place the class.
 - b. When more than one judge is used, scores will be totaled to determine the placing of the class.
 - c. When five judges are used, one high and one low score will be eliminated and the remaining three scores will be totaled to determine the placing of the class.
4. The prescribed AHA score sheet must be used. Obstacle scores and any penalties will be totaled to arrive at a final score.
5. Score sheets must be posted.
6. For method of breaking ties in Trail classes see AR206. In the event of a further tie, refer to the order of the judges cards (i.e. #1, #2, #3).
7. Judge(s) may review official video (if available) on no score, zero, 10 point, or 5 point penalties only. Refer to AR204 (Video review is solely the judge(s) decision.)

AR227 Western or English Trail Appointments

1. For rules regarding correct Western Trail appointments, refer to Western Pleasure - Appointments.
2. Horses entered in a Western Junior Horse Trail classes must be shown in a snaffle bit or hackamore (See AR142)
3. A Trail Junior Horse that has been shown in a Western event in a bridle may compete in a Western Junior Horse Trail class wearing a hackamore (Western only) or snaffle (Western or English).
4. For rules regarding correct English Trail appointments refer to Park Horse, English Pleasure, Country English Pleasure, English Show Hack, Hunter Pleasure, Dressage, or Working Hunter - Appointments.
5. Horses entered in English Junior Horse Trail classes must be shown in a snaffle bit as appropriate to style of attire. Hackamores are not permitted in English Trail.

AR228 In-Hand Trail Appointments

1. In-Hand Tack
 - a. Suitable halter (Leather preferred) (with or without silver trim), leather lead (with or without a chain) to be used. If a chain is used with the lead it must not be run through the horse's mouth or over the horse's nose.
2. In-Hand Attire
 - a. See AR227.
 - b. No crop, whip, chaps, chinks or spurs allowed. *BOD 1/17/15 Effective 12/1/15.*

AR229 Western or English Trail Horse Class Specifications

1. OPEN, AMATEUR, LADIES, GENTLEMEN
2. JUNIOR HORSE (See AR134.1.a, AR138.1.a, AR142.2.b and DR121)
3. GREEN: A Green Trail Horse is a horse of any age in its first or second competition year and showing in any trail class at AHA/USEF/EC competition.

AR230 Western or English In-Hand Trail Class Specifications

1. OPEN, AMATEUR, JUNIOR EXHIBITOR
2. Weanlings, Yearlings, 2 Year olds, 2 & Under, 3 & Over
3. Colts, Stallions, Fillies, Mares, Geldings *BOD 1/17/15 Effective 12/1/15.*

AR231 Walk-Jog Trail Class Requirements

WALK-JOG TRAIL - Riders may not be more than ten years of age as of December 1 of the current competition year. Horse and rider must follow the appointments as set forth in the Arabian Western Pleasure Sub-Chapter. The rider must never have been judged in a class at a Licensed Competition that required a canter or lope. Exception: Short Stirrup Reining Riders and Cross Rails 10 & Under. Obstacles are to consist of no more than three non-elevated poles and no more than three jog over poles, serpentine(s), open gates, straight back through, and a bridge. Prohibited obstacles include water, tarps, drags, pick-up objects and closed gates. *BOD 2/29/16 Effective 4/1/16*

SUBCHAPTER AR-28 EQUITATION SECTION

AR232 Regulations for All Seats

1. Riders in classes for junior exhibitors cannot have reached their 19th birthday in accordance with AR110.9. Arabian Competitions consider junior exhibitors to be 18 years old and under as defined in Arabian rules.
2. In equitation classes only the rider is being judged, therefore, any horse that is suitable for a particular style of riding and is capable of performing the required class routine is acceptable.
3. Competitions may offer classes restricted to Arabians and/or Half-Arabians/ Anglo-Arabians. The breed restrictions must be clearly stated in the prize list for the benefit of all potential exhibitors. Once an equitation class or section has begun, no individual shall ride or school an entered horse during the class or section unless that individual is the person entered on and showing said horse in that class or section. Any violation will result in disqualification of the rider in that class.
4. Maiden, Novice, Limit and Intermediate Equitation classes may be held in accordance with EQ110.4.a, 4.b and 4.c.
5. Equitation classes must be conducted according to EQ106 and judged in accordance with EQ102. Exception: Western Horsemanship, Reining Seat Equitation and Dressage Seat Equitation
6. The arena gate must remain closed during the rail work and the pattern.
7. At all AHA Regional and AHA National Competitions riders in the line-up in all seats will be excused from the ring during individual pattern work. (Exception: Dressage Seat Equitation riders in the line-up may remain in the arena but outside the dressage court).
8. At all AHA Regional and AHA National Competitions each contestant in the Championship Final is required to perform the pattern of each phase in which the contestant is a participant.
9. At all AHA Regional and AHA National Competitions the Call Judge shall prepare in writing and have a pattern posted at least 24 hours prior to the first section of the Eliminations. Subsequent patterns are to be available immediately following the last working section of each phase.
10. Competitions are encouraged to offer Amateur Adult Equitation classes for riders 19 years and older.

AR233 Hunter Seat Equitation

1. For rules governing Hunter Seat Equitation classes, refer to Chapter EQ, Subchapter EQ-2
2. For tests from which judges must choose, see EQ112.
 - a. For AHA Medal (13 & Under), Regional (13 & Under) and National (13 & Under). Not to Jump classes, all contestants are required to perform both the rail work and two or more individual tests from Equitation rule EQ 112, Tests 1-5, 8.
 - b. For AHA Medal (14-18, 18 & Under and 19 & Over), Regional (14-18, 18 & Under and 19 & Over) and National (14-18, 18 & Under and 19 & Over) Not to Jump classes, all contestants are required to perform both the rail work and two or more individual tests from Equitation rule EQ112 tests 1-5, 8-9, 11-19. Exception: Test 16 may be called for only at the AHA National Competition.
3. A sitting trot may be called for in all Hunter Seat Equitation classes.
4. Markers are not allowed.

AR234 Saddle Seat Equitation

1. For rules governing Saddle Seat Equitation classes, refer to Chapter EQ, Subchapter EQ-3 except as otherwise stated in this Subchapter.
2. For tests from which judges must choose, see EQ118. Test 16 may only be called for at the National level.
3. For AHA Regional (13 & under) and National (13 & under) classes, all contestants are required to perform both the rail work and two or more individual tests from Equitation Rule, EQ118, Tests 1-12.

For AHA Medal (13 & Under), Regional (13 & Under) and National (13 & Under) classes, all contestants are required to perform both the rail work and two or more individual tests from Equitation rule EQ118, Tests 1-12 . For AHA Medal (14 -18, 18 & under and 19 & Over), Regional 14-18, 18 & Under and 19 & Over) and National 14-18, 18 & under and 19 & over) classes, all contestants are required to perform both the rail work and two or more individual tests from EQ118, Tests 1-16. Test 16 may be called for only at the AHA National Competition. 4. Markers are not allowed.

AR235 Western Seat Equitation

1. For rules governing Western Seat Equitation classes refer to Chapter EQ, Subchapter EQ-4, Western Seat Equitation, EQ121-125.
2. For tests from which judges must choose, see AR240.
3. Riders enter the ring at a walk or jog and are judged at a flat-footed four beat walk, two-beat jog and a three-beat lope both ways of the ring. The order to reverse may be executed by turning toward or away from the rail. All competitors are required to back in a straight line during the line up in all classes.
4. Judges are encouraged to call for at least two tests from AR235 to be performed by competitors being considered for an award. A pattern is not required, but if offered, is defined as two or more tests and can be performed either collectively or individually.
5. At Regional competitions, Western Seat Equitation may be offered. This class does not count as a qualifying class for National Western Horsemanship or Reining Seat Equitation classes.

AR236 Western Horsemanship

1. Emphasis shall be placed on horse and rider working together on both rail and pattern work. Execution and correct form of both horse and rider, while maintaining a pleasurable ride are the main criteria for this class.
2. Judging is based 50% on rail work and 50% on pattern work.

AR237 Class Conduct

1. Riders enter the ring at a jog and are judged at a flat-footed four beat walk, two beat jog and a three beat lope both ways of the ring. The order to reverse may be executed by turning toward or away from the rail.
2. All exhibitors must be required to perform a pattern composed of a minimum of four tests from AR240. 13 & Under: Tests 1-7; 14-18, 18 & Under and 19 & Over: Tests 1-10. Off pattern does not eliminate the exhibitor.
3. Instructions must be publicly announced and patterns must be posted at least one hour before the class.
4. Rail work or pattern work may be conducted first.
5. See Western Seat Equitation/Western Horsemanship Chart for list of faults and causes for elimination.

AR238 Rider Position

Refer to EQ122.

AR239 Appointments

Refer to EQ123.

AR240 Tests From Which Judges Must Choose

1. Back in a straight or curved line.
2. Walk, jog, and/or lope in a straight line, curved line, serpentine, circle or figure eight, or combination of these gaits or maneuvers.
3. Stop.
4. Demonstrate simple change of lead. (In a simple change of lead, the horse is brought back to a walk or jog and restarted into the lope on the opposite lead.)
5. Execute turns on the forehand of 90 degrees or greater turning either direction or both, with the hindquarters moving around a relatively stationary forehand.
6. Execute turns on the haunches of 90 degrees or greater (maximum 540 degrees) turning either direction or both. Deep flexion of the hocks and speed of the turn is not to be valued over accuracy and smoothness of the pivot.)
7. Sidepass.
8. Ride without stirrups.
9. Counter lope.
10. Extended jog and/or lope.
11. 13 and Under: Tests 1-7; 14-18, 18 and Under and 19 and Over: Tests 1-10.

AR241 Reining Seat Equitation

1. All Reining Seat Equitation classes, shall require all contestants to perform a Reining Horse Pattern as described in accordance with the current NRHA Patterns and which must be posted. *BOD 6/20/16 Effective 8/1/16*
2. Judges are required to use the AHA prescribed Reining Seat Equitation Score Sheet for Reining Seat Equitation Classes. The scores will then be announced after each exhibitor has completed his pattern and the score sheets will be posted in accordance with AR206.1
3. For position, see EQ122.
4. For appointments, see EQ123.

AR242 Dressage Seat Equitation

1. Must be judged by a licensed Dressage judge.
2. Dressage Seat Equitation to be conducted in accordance with Dressage Chapter, DR133, except as stated herein:
 - a. Classes may be offered for juniors and adult amateurs as defined in AR 110.
 - b. Classes may be divided into age groups, at the discretion of competition management.
 - c. **Any exhibitor** may ride stallions in Dressage Seat Equitation classes **unless restricted in the prize list.**
 - d. DR133.2-a-g and DR133.2.i (6-8) do not apply. *BOD 9/29/15 Effective 12/1/15*
3. At AHA National Championships, two Federation Registered (R) or Senior (S) judges will officiate together, using scribes and the same class score sheet. Judges should evaluate riders separately from different positions in the ring and then all judges must consult together prior to arriving at final scores.
4. USEF Dressage Seat Equitation class score sheets must be used. In National Championship classes, the Medal class score sheet must be used. The final score for each rider must be posted at the conclusion of the class. Ties for Champion, Reserve, 10th in the Top Ten at National Championship or 5th in the Top Five at Regional Championship will be broken by the judges.
5. Dressage Division rules will apply, in particular:
 - a. Saddlery, Equipment and Dress as required for First Level.
 - b. Unauthorized Assistance as defined in DR122.10 is prohibited.
 - c. Use of voice will be penalized.
 - d. Horses may be eliminated for lameness.

6. Horses must be ridden in a plain snaffle as pictured in DR121 Figure 1A. Whips and spurs are permitted in both Regional and National Championship classes, and all riders must wear a short jacket as described in DR120. Protective headgear, as described in AR111, is required.
7. Class Specifications. The rider's position, seat and use and effect of the aids will be judged as described in DR117. Movements shall be performed by the exhibitors simultaneously; however, the judges may ask for independent execution of certain tests. All instructions must be publicly announced.
8. Riders must be judged at the medium walk, working trot (sitting and rising), and working canter in both directions. When rising trot is permitted or requested, the rider should change the diagonal when changing directions, except during a lengthening. The correct diagonal is considered to be when the rider is sitting when the outside front foot and inside hind foot are on the ground.
9. In judging the position, seat and use of aids, judges may include the following movements and exercises as required at Training and First Level:
May be ridden as a group:
 - a. Free walk
 - b. Transitions from one gait to the next in both directions
 - c. Transitions from walk to halt and vice versa
 - d. Change of direction across the diagonal, down the centerline, across the arena, and/or by making a half-circle at the walk or trot
10. Additional tests from which judges may choose movements and exercises, as required at Training and First Level, to be ridden in small groups or independently:
 - a. Transitions
 - b. Leg yield
 - c. Changes of lead through trot
 - d. Serpentine at the trot
 - e. Shallow loop serpentine with counter canter
 - f. Trot lengthening and/or canter lengthening
 - g. Riding without stirrups
11. In Regional and National Championship shows, all riders in a class must perform independent tests. The judges may, at their discretion, choose to require independent tests in Recognized shows, and they may select any number of riders in the class to perform one or more independent tests.
12. The number of horses required to work at the same time shall be limited to no more than 25. Groups may be divided into smaller sections, at the discretion of the judges, for safety and convenience. Judges may also limit the number of horses required to canter at the same time, at their discretion.

AR243 AHA Medal Class Requirements

1. Eligibility for AHA Medal classes
 - a. A registered Purebred Arabian, or a registered Half-Arabian/Anglo-Arabian must be ridden in AHA Medal classes.
 - b. Medal winners may ride in any Medal class throughout the year.
 - c. Open to juniors who have not reached their 19th birthday prior to December 1 of the previous year.
2. All USEF (EC equivalent) Arabian Competitions that offer a Junior Section (Youth Division) must offer the following AHA Medal classes:
 - a. AHA Saddle Seat Medal 18 and Under (Refer to class specifications for AHA Medal Classes)
 - b. AHA Reining Seat Medal 18 and Under (Refer to class specifications for AHA Medal Classes)
 - c. AHA Hunter Seat Medal Over Fences Medal 18 and Under (Refer to class specifications for AHA Medal Classes)

ABRV - CHAPTER DIVISION

- d. AHA Hunter Seat Medal Not to Jump Medal 18 and Under (Refer to class specifications for AHA Medal Classes)
 - e. AHA Western Horsemanship Medal 18 and Under (Refer to class specifications for AHA Medal Classes)
 - f. AHA Dressage Seat Medal 18 and Under (Refer to class specifications for the AHA Medal Classes)
 - g. Exceptions: Competitions that do not offer Dressage classes are not required to offer the Dressage Seat Medal class; competitions that do not offer a Working Hunter Over Fences section are not required to offer the Hunter Seat Medal Over Fences Medal class.
3. AHA Medal classes may be split into age groups.
 4. AHA Medal classes shall be governed by Federation Rules, Arabian, Division for Equitation. Canadian Classes shall be governed by EC rules Arabian Division for equitation as modified by the following exceptions and additions.
 5. If a Medal class is offered, then the AHA Medal classes with pattern must be held regardless of number of competitors. An AHA Medal class must have a minimum of three (3) entries with proper appointments in order to award the AHA Medal. For a class with less than three (3) entries, AHA Medal points will be earned.
 6. In every AHA Medal class of at least three contestants, a 1st place winner must be selected and will receive a medal unless all entries have been eliminated.
 7. Ribbons will be awarded to 8th place. (Exception: in an AHA Reining Seat Medal class, an off pattern rider is eliminated and is not eligible to win a medal or ribbon.)
 8. In AHA Medal classes, the official number of entries shall be the number of riders that are properly entered and appear in the arena at the time the gate is closed. A rider that is excused or eliminated during the class will not reduce this number.
 9. Once an equitation class or section at any show has begun, no individual shall ride or school a horse entered in that class unless that individual is the person entered on and showing said horse. Any violation shall result in disqualification of horse and rider from that class.
 10. No more than 25 entries shall be worked on the rail in one group.
 11. The judge shall prepare in writing and either read or have the pattern announced over the public address system before the first rider begins the workout.
 12. The pattern shall be posted at least one hour prior to an AHA Medal class.
 13. Tests to be used must be chosen from appropriate USEF Equitation Division sections or Arabian Division rules; no other tests may be used (EC equivalent).
 14. Reasonable time will be allowed for contestants to ask questions. Judges shall not confer individually with any rider(s).
 15. Once the first rider begins, no further questions shall be allowed nor instruction given.
 16. Numbers must be worn on the rider's back in all seats. (Exception: Reining Seat Equitation exhibitors may place the number on the left side, both sides of the saddle pad or on the rider's back).
 17. Individual workouts: riders may either remain in the ring or be excused to a holding area.
 18. AHA Medals must be ordered from AHA.
 19. In all classes in which the exhibitors compete individually, only one rider per horse.
 20. Markers are allowed in Reining Seat Equitation and Western Horsemanship classes.
 21. Class specification for AHA Medal classes are as follows:
 - a. AHA Hunter Seat Over Fences Medal class
 1. To be shown over a course of not fewer than 6 obstacles with fence heights of 2'6" to 3' of which must include an oxer and two changes of direction (changes of lead).
 2. Two or more tests of the top four contestants are required from EQ112 Tests 1-7, 9-15, 17-19 (EC equivalent).
 - b. AHA Saddle Seat Medal class
 1. In addition to the rail work, all contestants are required to perform two or more individual tests from EQ118, 13 & Under: Tests 1-12; 14-18; 18 & Under and 19 & Over: Tests 1 - 15.

- c. AHA Reining Seat Medal class
 1. All contestants are required to perform a Reining pattern as outlined in the **current** NRHA Handbook. *BOD 6/20/16 Effective 8/1/16*
 2. Order of go will be done by draw
 3. Bits must be dropped and inspected by the Judge or designated official, and all riders must dismount for this inspection. If called for in the ring, assistance, if necessary, may be had from one of the ring officials.
 4. Reins shall not be removed from the horse's neck while inspecting bits.
 5. In the event the total score is tied, the tie will first be broken by the exhibitor with the highest equitation score. Should a tie still exist, the tie shall be broken by AR206.4 General Scoring.
 6. It is mandatory that judges use the prescribed AHA Score Sheet for Reining Seat Equitation and that the score sheet or a copy be posted immediately after each class.
- d. AHA Hunter Seat Not to Jump Medal class
 1. In addition to the rail work, all contestants are required to perform two or more tests from EQ112, 13 & Under: Tests 1-5, 8; 14-18, 18 & Under and 19 & Over: Tests 1-5, 8-9, 11-15, 17-19.
- e. AHA Western Horsemanship Medal class
 1. In addition to the rail work, all contestants are required to perform a minimum of four tests from AR240 Western Horsemanship. 13 & Under: Tests 1-7; 14-18, 18 & Under and 19 & Over: Tests 1-10.
- f. AHA Dressage Seat Medal class (Requires Dressage Judge)
 1. In addition to rail work, all contestants are required to perform three or more individual tests from DR133.

SUBCHAPTER AR-29 SHOWMANSHIP SECTION

AR244 General

1. Handlers in classes for junior exhibitors cannot have reached their 19th birthday in accordance with AR110. Competition Management is encouraged to offer Adult Showmanship classes for handlers who are 19 years and older and may divide classes by age groups which will vary according to local participation.
2. Unsoundness of the horse being shown shall not penalize a handler unless it is sufficiently severe as to impair the required performance, in which case penalty is at the judge's discretion.
3. Offering prize money in Halter Showmanship is prohibited. *BOD 9/29/15 Effective 12/1/15.*
4. A minimum of six ribbons should be awarded, but no more than ten places are recommended.
5. The handler's number must be worn on the back and must be clearly visible at all times. Hair must be neat and securely fastened so as not to cover the handler's number.
6. Excessive coaching or unauthorized assistance in any manner is subject to penalty or disqualification at the judge's discretion.
7. It is recommended that stallions be prohibited, but it must be so stated in the prize list.

AR245 Class Conduct

1. Handlers shall enter the ring in a counter clock-wise direction on the rail unless otherwise specified by the judge. To enter at the walk or trot according to the judge's instruction.
2. Judges to post the class procedure at least one hour prior to the class.
3. Each handler shall correctly lead their horse to and from the judge and show his/her horse according to instructions from the judge.
4. Handlers may be asked to perform additional tests at the judge's discretion.

AR246 Judging Guidelines

1. Showing a horse in-hand is an art and should be considered as such by the showman and judge alike. The

ABRV - CHAPTER DIVISION

showmanship class shall be judged strictly on the exhibitor's ability to prepare and present the horse safely, correctly and elegantly. The conformation of the horse is not to be judged, since the horse is considered a means of displaying the abilities of the showman. The ideal showmanship performance consists of a poised, confident, appropriately attired exhibitor leading a well-groomed and conditioned horse that quickly and efficiently performs the requested pattern with promptness, smoothness and precision. Horses shall be presented in the Arabian show stance or the discipline being represented. Emphasis shall be placed on the handler's ability to perform maneuvers in a safe and elegant manner.

2. SHOWMANSHIP 70 percent

a. LEADING

1. The horse shall be led from the left (near) side with the handler holding the lead strap in the right hand at a distance from the horse allowing for maximum control and presentation of the horse. Handler's position when leading is midway between the head and shoulder of the horse. The remaining portion of the strap should be held safely in the left hand, and not wrapped around the hand.
2. Horse must work individually on the line at a walk and a trot. Horse should lead readily.
3. When making a 90 degree turn toward the judge or at the end of the walk or trot away from the judge, a left turn is appropriate. When making a turn greater than 90 degrees, the horse should be turned to the right with the handler walking around the horse.

b. SHOWING

1. When showing the horse, the handler should stand toward the front, off the horse's shoulder, facing the horse. The handler should always be in a position where he/she can keep an eye on the entire horse.
2. When the handler is showing to the judge the shank should be held in the hand at a level appropriate to the height of the handler. It is optional, when showing the horse that the shank is held in the right or left hand, with the whip if held in the opposite hand.
3. As the judge moves around the horse, handlers should position themselves so as to avoid obstructing the judge's view of the horse. The handler is to show using the Quarter System where the exhibitor is always in the quadrant next to the judge. The horse should be shown quietly and effectively at all times. Handlers must not just show themselves.
4. Horses must stand balanced on all four feet, not stretched. (See AR116.4)
5. Participants who are disabled refer to Subchapter 13-D competition dispensation AR106.16.
6. Crowding should be penalized. The handler should maintain a horse's length (8 to 10 feet) from the horse in front when leading in a line head to tail. When lined up side by side, there should be plenty of room between entries. A handler should not lead his horse between the judge and a horse the judge is observing.

c. POISE, ALERTNESS, ATTITUDE

1. Before and after showing to the judge, the horse should stand in a relaxed manner with the handler in a state of awareness. The handler should be aware of the position of the judge during the entire class.
2. The handler should endeavor to show the horse to its best advantage throughout the class.
3. The handler should respond quickly to requests from the judge and should be courteous and sportsmanlike at all times.
4. The handler should not be distracted by persons and/or things inside or outside of the arena.

3. PRESENTATION 30 Percent

a. CONDITION 10 Percent Horse should be healthy, alert and in good condition.

b. GROOMING 10 Percent

1. Coat clean and free of stains. Excessive amounts of oils, fly spray and polish are discouraged.
2. Mane and tail should be clean and free of tangles.
3. Hoof dressing and/or polish may be used.

4. Excess hair should be clipped or trimmed from fetlocks, face, ears, throatlatch and bridle path.

4. APPOINTMENTS 10 Percent

Tack (Optional: whip/crop)	Attire Guidelines - (Protective headgear may be worn without penalty)
Arabian Halter Style Arabian Show Halter or leather stable halter	Long sleeved shirt, long pants, shoes or boots Optional: hat, gloves, vest, sweater or jacket, tie
Western Style: Western plain leather or Western show type halter with silver (silver not to count over clean plain leather halter). Or - Arabian Show Halter	Western hat, long sleeved shirt or tunic, long pants, Western boots. Optional: Western jacket, vest, belt, tie, gloves
English, Hunter Style: Plain leather halter or hunt bridle (additional leather lead may be added when using a hunt bridle and is attached to the bit or to the cavesson (noseband) Horses may be braided. If braided, the above tack is required. Or - Arabian Show Halter (not braided)	Hunt cap or helmet with harness, hunt coat, breeches, hunt boots, hunt style shirt with collar, shirt and tie Or Hunt cap or helmet with harness, hunt coat, jodhpurs, jodhpur knee straps (garters), paddock boots, hunt style shirt with collar, shirt and tie. Usually worn by handlers 10 & under, Or Long sleeved shirt, long pants, shoes or boots Optional: gloves, jacket, tie
English, Saddle Seat Style Double bridle or Or - Arabian Show Halter	Long sleeved shirt, long pants, vest, tie, paddock or jodhpur boots Optional: Derby or soft hat, saddle suit, gloves, Formal attire may be worn when appropriate. It is usual to wear such attire after 6 p.m. or in championship classes
English Dressage or Show Hack Style: Dressage or Show Hack bridle or plain leather halter. Horses may be braided. If braided, the above tack is required. Or - Arabian Show Halter (not braided)	Helmet or top hat, dressage coat or shadbelly dark conservative color, shirt with collar or stock tie, light or white breeches, boots Optional: gloves

AR247 Tests From Which the Judge May Choose:

1. Walk or trot horse to or from judge.
2. Set horse up.
3. Back horse.
4. Movement of handler so as not to obstruct judge's view of the horse.
5. Turn horse (90, 180, 270, 360 degrees, etc.)
6. Trot down rail or around ring.
7. Move the horse to a different spot in the line up.
8. Pick up horse's hoof.
9. Mouth horse.
10. Questions on relevant subjects such as:
 - a. Parts of the horse

- b. Grooming
- c. Basics in horse care
- d. Proper attire

NOTE: If questions are asked, the same or similar questions must be used with each handler so tested.

AR248 Showmanship Faults

1. Not following the judge's instructions.
2. Handlers not showing the horse, but just showing themselves.
3. Crowding other competitors while leading the horse or in the line-up.
4. Not lining up in front of the judge when walking or trotting.
5. Turning the wrong direction in patterns. Normally, the horse is between the exhibitor and the judge.
6. Standing in a position to obstruct the judge's view of the horse.
7. Excessive use of the whip, or actions that may disturb other entries.
8. Not holding the shank correctly or jerking the shank excessively.
9. Excessive steady pressure on lead shank or dragging the horse while moving.
10. Improper attire or attire not clean and neat.
11. Horse in poor condition, not clean or properly groomed.
12. Improper tack or tack that is not clean.
13. Number not worn or improperly displayed.
14. Any handler not having his horse under sufficient control must be dismissed from the ring by the judge.

SUBCHAPTER AR-30 WALK-TROT/WALK -JOG SECTION

AR249 Class Requirements

1. Open to Exhibitors 10 years old and under as of December 1st of the current competition year.
2. A rider must never have been judged in a class at a **Federation (EC)** Licensed Competition that required a canter or lope. Exception: Short Stirrup Reining Riders **and Cross Rails 10 & Under Riders. BOD 1/16/16 Effective 4/1/16**
3. The safety of all exhibitors must be of primary consideration when judging these classes. Any action by any exhibitor that endangers that exhibitor or any other exhibitor must be severely penalized and may be considered cause for being excused from the class.
4. Stallions are prohibited.
5. It is recommended that classes with 12 or more entries be divided. If a division is desired, it is recommended that classes be split into a class for riders 8 years of age and under and one for riders 9 to 10 years of age.
6. Classes may be combined if the number of entries do not warrant separate classes. However, equitation classes may not be combined with pleasure classes.
7. In determining Maiden, Novice and Limit status of horses, Walk-Trot classes are not considered in the reckoning of status in any performance sections in the Arabian Division. (For riders, refer to AR110)

AR250 Conduct

1. Competitors to enter the ring in a counter-clockwise direction at a walk.
2. To be shown both directions of the ring at the walk and trot or jog only. The order to reverse may be executed by turning either toward or away from the rail.
3. Entries will line up on command.
4. Riders in equitation classes may not be requested to perform any tests.
5. One header per horse must be allowed during the line-up to insure safety of exhibitors. Headers must be properly attired. A plain, unmarked smock is required.

6. Exceptions: Walk-Jog Trail, Walk-Trot Cross Rails 10 and under and Short Stirrup Reining. (AR242)

AR251 Appointments

1. For attire, appointments and position for Equitation classes refer to Chapter EQ. For Dressage Seat Equitation, refer to Chapter DR, Dressage Division.
2. For attire and appointments for Pleasure classes, refer to AR130, AR138, AR142, and DR120
3. For Walk-Trot classes paddock boots with jodphurs and garter straps may be used.

AR252 Qualifying Gaits

The horse must give the appearance of being a safe and suitable mount for the class. The safety of all exhibitors is of primary concern in both the pleasure and equitation classes.

1. English/Country English/Hunter Pleasure/Cross Rails
 - a. Walk - A four-beat gait
 - b. Trot - A two-beat gait.
2. Western Pleasure/Trail/Short Stirrup Reining
 - a. Walk - A four-beat Gait
 - b. Jog - A Two-beat Gait

AR253 Walk-Trot/Walk-Jog Equitation Class Specifications

1. Saddle Seat Equitation.

To be shown at a walk and trot.

2. Hunter Seat Equitation on the Flat.

To be shown at a walk and trot.

3. Hunter Seat Equitation over Cross Rails.

Riders are allowed to chose the gaits over eight cross rail fences not to exceed 18" in height. BOD 1/16/16 Effective 4/1/16

4. Western Seat Equitation.

To be shown at a walk and jog.

5. Dressage Seat Equitation.

To be shown at a walk and a trot. Must be judged by a Dressage Judge.

AR254 Walk-Trot/Jog Pleasure Class Specifications

To be judged on attitude, manners, performance, suitability of horse to rider, quality and conformation.

1. English Pleasure.

To be judged on the rail at a walk and normal trot.

2. Country English Pleasure.

To be judged on the rail at a walk and normal trot. Horses shall be asked to halt on the rail. Horses must not be asked to back. The command to walk on a loose rein must not be called.

3. Hunter Pleasure.

To be judged on the rail at a walk and trot.

4. Western Pleasure.

5. To be judged on the rail at a walk and jog.

AR255 Walk-Trot/Dressage Class Specifications (Requires Dressage Judge)

A current USDF Intro Test limited to walk/trot will be utilized.

AR256 Walk/Jog Trail Class Specifications

To be judged over a course of obstacles at a walk and a jog (AR221.14). Horse and rider must follow the appointments as set forth in the Arabian Western Pleasure Subchapter. For approved Trail obstacles, dimensions, definitions, scoring and penalties, refer to Arabian Trail Horse Subchapter.

AR257 Walk-Trot Cross Rails Specifications

Fences to be taken at a trot. (AR252.1.b). Cantering to be penalized. Manners paramount. Horse and rider must follow the appointments as set forth in the Arabian Working Hunter Subchapter. Courses, Conduct, Height of Obstacles, and class specifications are held in accordance with the Arabian Working Hunter Subchapter.

AR258 Short Stirrup Reining Specifications

Riders to perform **any current NRHA Short Stirrup Reining** pattern as stated in Arabian Working Western Subchapter. Horse and rider must follow the appointments as set forth in the Arabian Western Pleasure Subchapter. *BOD 6/20/16 Effective 8/1/16*

SUBCHAPTER AR-31 LEADLINE SECTION

AR259 General

1. Open to riders who are at least two (2) years of age and have not reached their seventh (7) birthday as of December 1 of the current competition year. (AR110)
2. Leaders must be at least fourteen (14) years of age.
3. The safety of all exhibitors must be of the primary consideration when conducting the class. Any action by any exhibitor, leader or horse that endangers that exhibitor or leader must be penalized and will be considered as cause for elimination.
4. Safety is of the utmost importance in tack and attire.
 - a. Saddle must fit rider.
 - b. Rider's feet must be engaged in the stirrups/irons..
 - c. Leading rein must be attached to a cavesson or a halter placed under or over the bridle.
 - d. It is strongly encouraged that the rider wears protective headgear with harness secured which passes or surpasses ASTM (American Society for Testing and Materials)/SEI (Safety Equipment Institute) standards for equestrian use and carries the SEI tag.
 - e. Boots are required.
5. There shall be only one rider on each horse entered.
6. Stallions are prohibited.
7. This class should not be placed and similar awards should be presented to all exhibitors.

AR260 Conduct

1. Competitors to enter the ring in a counter-clockwise direction at a walk.
2. Leaders are to walk on the near side of the horse.
3. To be shown both directions of the ring at the walk.
4. Entries shall line up on command and stand quietly.

AR261 Appointments

Appointments for a pleasure type class: See USEF Arabian Division rules for: Western Pleasure, Country English Pleasure, Hunter Pleasure, English Show Hack, Mounted Native Costume or Ladies Side Saddle type respectively.

SUBCHAPTER AR-32 GYMKHANA SECTION

AR262 General

1. Poles (stakes) shall be approximately 1 ½" in diameter, of a safe material that will not splinter. Each shall be from 6' to 7' high, with a safe stable stand for ballast. Each shall be painted so that it is easily distinguished from the backgrounds.
2. Barrels shall be of the size of a fifty-five gallon metal drum and shall be painted so that they are easily distinguished from the background. A protective device around the tip of the barrels is permitted.
3. Management shall designate the order in which the entries shall compete. Not more than one horse shall be in the ring at one time.
4. A rider shall be considered "on course" once any part of the horse crosses the starting line.
5. Starting (timing) line should be clearly designated, either by markings on the ground or by pylons or other suitable markers.
6. Starting and finishing time shall be taken the instant any part of the horse crosses the time line. The horse must come to a halt after finishing the course before leaving the arena.
7. Electronic timing equipment is preferred or, if not available, two stop watches must be used, with one being the official time and the other as a back up.

AR263 Appointments

1. Tack: Saddles are required and may be either English or Western. Bridle may be of any type with standard bit, hackamore or mechanical hackamore. Bridle must conform to type of saddle used. Judge may prohibit the use of bits or equipment he may consider inhumane or unsafe. Martingales, tie-downs and boots/bandages are permitted.
2. Attire: May be either English or Western, but not a mixture. Hats are optional. Long sleeved shirt and boots are required. Protective headgear is recommended. See AR111.

AR264 Penalties

Off course (failure to follow pattern) - disqualification

Fall of horse or rider - disqualification

Spurring, striking or hitting horse forward of cinch - disqualification

Excessive use of spurs, crop, bat or romal - disqualification

Obstacle knocked down - 5 second penalty

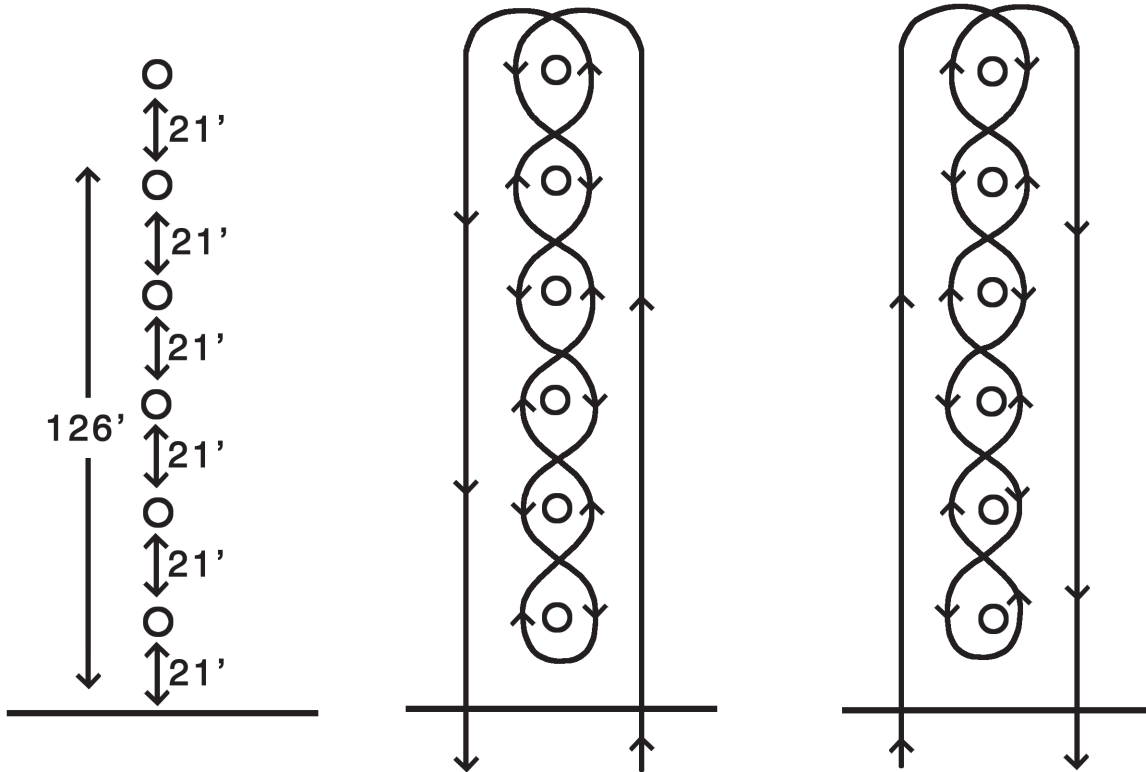
Breakage of equipment which prevents completion – disqualification

AR265 Pole Bending Class

Six poles shall be placed 21' apart in a straight line down the approximate center of the ring, the first pole being 21' from the timing line. The timing line shall be 30' long. The entry shall cross the timing line, move in an approximately straight line to pole 6 (farthest pole), make a 180 degree turn around pole 6, pass between pole 6 and pole 5, bend through the poles to pole 1, circle pole 1, bend through poles to pole 6, make a 180 degree turn around pole 6 and cross the timing line, by moving along the poles on the side opposite that on which it first approached pole 6. (See Diagram A)

Pattern A

Pattern B

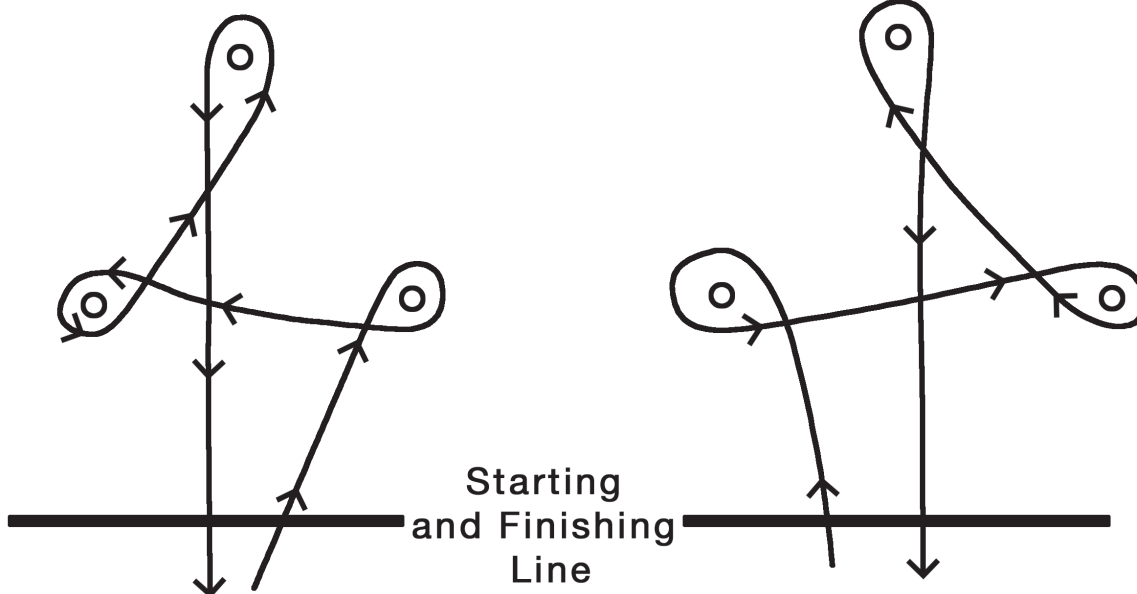


AR266 Barrel Class

Three barrels shall be placed to form an isosceles triangle. The distance from barrel 1 to barrel 2 shall be 90'; the distance from barrel 1 to barrel 3 shall be 105'; the distance from barrel 2 to barrel 3 shall be 105'; the distance from barrels 1 and 2 to the timing line shall be 60'. The length of the timing line shall be 90'. (See Diagram B) If the course is too large for the available space, the pattern shall be reduced five yards at a time until the pattern fits the arena

Pattern A

Pattern B



SUBCHAPTER AR-33 MISCELLANEOUS SECTION

AR267 Versatile Horses

To be shown in three events; two of which must be chosen from the following: a) Country Pleasure Driving Horse; b) Country English Pleasure Horse; c) Western Pleasure Horse. The third event to be at the option of the Show Committee and chosen from any other events listed in the performance section under the Arabian Horse Division. Changes of equipment, both horse and rider, to be made in the ring. Each of these phases shall count equally. Prize list must specify three events making up this class and also specify whether or not the rider and driver must be the same individual.

AR268 Pairs English or Western

To be shown at a walk, trot or jog-trot and canter or lope. To be judged on uniformity as a pair, performance, quality and manners. Combined ownership permitted. Post entries permitted.

CHAPTER CO CONNEMARA DIVISION

SUBCHAPTER CO-1 GENERAL QUALIFICATIONS

CO101 Registration

CO102 Type and Conformation

CO103 Showing

SUBCHAPTER CO-2 BREEDING AND IN-HAND CLASSES

CO104 Judging

CO105 Showing

CO106 Suggested In-Hand Classes

CO107 Championships

SUBCHAPTER CO-3 PERFORMANCE CLASSES

CO108 Hunter Section

CO109 Jumper Section

CO110 Connemara Trail Section

CO111 Driving Section

CO112 Dressage Section

CO113 Special Classes

CHAPTER CO CONNEMARA DIVISION

SUBCHAPTER CO-1 GENERAL QUALIFICATIONS

CO101 Registration

Entries in the Connemara division must be registered with the American Connemara Pony Society, the Connemara Pony Breeders Society of Galway, Ireland or any other Connemara Society recognized by the International Committee of Connemara Pony Societies. Connemaras and halfbred Connemaras under two years of age must have a Temporary Foal Certificate. All Connemaras must be shown under their full registered names. Copies of registration papers must accompany all entries.

CO102 Type and Conformation

1. Connemaras are a product of their original environment: the rugged mountain coast of West Ireland. Surefooted, hardy and agile they possess qualities of great stamina, staying power and adaptability. They are renowned for their versatility and for their gentle, tractable, sensible and willing disposition.
2. Connemaras in North America range in size from 13 to over 15 hands.
3. The judge must recognize the influence of the Connemara's heritage giving balanced consideration to the effects of larger size on overall conformation. The following are standards for judging the Connemara horse or pony:
 - a. Temperament: Mannerly and manageable, kind, responsive, possessing good sense and basic intelligence.
 - b. Type: Rugged and sturdy; body compact, deep through the heart, with well-sprung rib cage and broad chest.
 - c. Movement: Straight and true both front and rear with free movement in the shoulders; Connemaras should move underneath themselves and should be sure-footed, athletic and clever, covering a lot of ground.
 - d. Head: Kind eye, head well shaped and balanced in proportion to the rest of the body; neck of good length and definition meeting the shoulder smoothly.
 - e. Shoulders: Long, with good slope, withers well laid back.
 - f. Back: Strong and muscular; some length of back is normal in Connemaras especially in mares.
 - g. Hindquarters: Well rounded and deep with good length from the point of the hip through the haunch; should balance the shoulders.
 - h. Bone: Clean, hard, flat, measuring 7-8 inches below the knee for ponies, more for horses; forearms and gaskins long and muscular, cannons short and very dense.
 - i. Joints: Large and well defined.
 - j. Feet: Hard, strong.

CO103 Showing

1. Entries must be serviceably sound. Emphasis is placed on manners and an appropriate way of going.
2. Entries may be shown as native ponies or as appropriate to their performance section. Braiding and shoeing are optional. No Connemara may be shown with excessively long toes. Connemaras are not to stand in a stretched position.
3. If a class states it is for purebred Connemaras only, no entry registered in the halfbred division of the Registry or Stud Book may enter such class. In hand classes must be held separately for purebred and halfbred Connemaras and classes may not be combined. Performance classes must be divided into purebred and halfbred Connemara if there are four or more purebred entries and four or more halfbred entries. Performance classes for purebred and halfbred must be combined if there are three or less entries in either section.
4. Adults may show ponies in a Connemara class unless the class specifications state otherwise. (See also GR825.1).

5. Stallions may be shown in all performance classes. Stallions may be shown in Ladies and Children classes unless the prize list stipulates otherwise.

SUBCHAPTER CO-2 BREEDING AND IN-HAND CLASSES

CO104 Judging

Entries are to be judged on the breed standard as described in CO102. Emphasis is placed on breed type, conformation, substance, quality, temperament, and way of going. Transmissible weakness and/or unsoundness are to be counted strongly against breeding stock.

CO105 Showing

Entries to be shown in-hand at walk and trot on the line. Only one attendant per animal is allowed in the ring. May be shown in a halter or bridle. Whips not to exceed 48" may be carried.

CO106 Suggested In-Hand Classes

1. Points from the classes listed below will count for Connemara HOTY Awards. Organizers may choose to hold some or all of these classes. Classes for mares may not be combined with classes for stallions and geldings. Halfbred Connemaras may not be shown as stallions.
 - a. Purebred Connemara Mares: Three-years-old and older. If entries warrant, the class may be divided by age and/or divided into mares which have produced foals and those which have not.
 - b. Purebred Connemara Stallions or Geldings: Three-years-old and older. If entries warrant, the class may be divided by stallions and geldings and/or divided by age.
 - c. Halfbred Connemara Mares: Three-years-old and older. If entries warrant, the class may be divided by age and/or divided into mares which have produced foals and those which have not.
 - d. Halfbred Connemara Geldings: Three-years-old and older. If entries warrant, the class may be divided by age.
2. Additional in-hand classes may be offered, but will not count toward Connemara HOTY Awards. Possible suggested classes are listed below. Competitions are not limited to these classes. Classes may be divided as to purebred and halfbred and include:
 - a. Colts: Weanling, Yearling, Two-year-old.
 - b. Geldings: Weanling, Yearling, Two-year-old.
 - c. Fillies: Weanling, Yearling, Two-year-old.
 - d. Sire-and-Get: Stallions to be shown with from two to four of Get.
 - e. Get-of-Sire: Two to four of Get to be shown.
 - f. Broodmare and Foal
 - g. Dam and Produce: Mares to be shown with two or more of produce.
 - h. Produce-of-Dam: Two to four of produce to be shown.

CO107 Championships

Championship and Reserve Championship will be awarded to horses that have placed first or second in their qualifying classes. The Championship will be awarded to one of the horses which has placed first in a qualifying class. After the Championship has been awarded, the horse which has placed second in the qualifying class to the horse awarded the Championship shall compete with the remaining first place winners for the reserve Championship. Should any first or second place winners in a qualifying class not compete for the Championship or be disqualified for being unsound, being unruly or not performing the class routine in the Championship class the horse receiving the next highest ribbon in the qualifying class shall have the option of moving up for the Championship and Reserve Championship only. See GR810.

SUBCHAPTER CO-3 PERFORMANCE CLASSES

CO108 Hunter Section

1. The rules of the Open Hunter Division shall apply to all Connemara and Halfbred Connemara hunter classes except:
 - a. Breed type shall be considered in Conformation classes for Purebreds
 - b. Stallions may be shown in all performance classes. Stallions may be shown in Ladies and Children classes unless the prize list stipulates otherwise.
 - c. Adults may show ponies in a Connemara class unless the class specifications state otherwise. (See also GR825.1)
 - d. Braiding is optional
 - e. Hunter Hack and Bridle Path Hack will be held as rated classes.
 - f. Connemara Green Working Hunter classes are open to any horse in its first or second year of showing which has not shown over fences 2'3" or higher.
 - g. For the purpose of Connemara Hunter Horse of the Year awards, points from the classes listed below will count. Organizers may choose to hold some, or all of these classes. Green horses may not cross enter into Regular Hunter classes. Both Green and Regular Hunters may enter Bridle Path Hack and/or Hunter Hack classes.
 1. Connemara Green Working Hunter Under Saddle - 1 class
 2. Connemara Green Working Hunter Over Fences - 2 classes
 3. Connemara Green Conformation Hunter Over Fences - 1 class
 4. Connemara Regular Working Hunter Under Saddle - 1 class
 5. Connemara Regular Working Hunter Over Fences - 2 classes
 6. Connemara Regular Conformation Hunter Over Fences - 1 class
 7. Connemara Bridle Path Hack - 1 class
 8. Connemara Hunter Hack - 1 class
 - h. Additional Connemara Hunter classes, such as Adult Amateur, Amateur Owner, Ladies Side Saddle, Pony Hunter, Children's Hunter, Junior Hunter, and Hunter Classic classes may be held, but will not count toward Connemara HOTY awards.
2. Course Heights and Distances.
 - a. 13.2 hands and under to jump a minimum of 2'. Heights may be lowered a maximum of six inches for green classes. Over 13.2 hands to jump a minimum of 2'6". Heights may be lowered a maximum of six inches for green classes.
 - b. It is recommended that in and outs be set at two strides. If a one stride in and out is used, the suggested distance for 13.2 hands and under is not to exceed 22'; for over 13.2 hands but not to exceed 14.2 hands, the distance for a one stride in and out is not to exceed 24'. The suggested distance for a one stride in and out for over 14.2 hands is 24'.

CO109 Jumper Section

1. The rules of the Jumper Division shall apply to all Connemara and Halfbred Connemara jumper classes except:
 - a. Adults may show ponies in a Connemara class unless the class specifications state otherwise. (See also GR825.1)
 - b. Stallions may be shown in all performance classes. Stallions may be shown in Ladies and Children classes unless the prize list stipulates otherwise.
2. It is recommended to avoid over emphasis of speed jump-offs, that TABLE IV (JP148) be followed in the Connemara jumper classes.

CO110 Connemara Trail Section

1. English or Western equipment- May be split between purebred and halfbred, junior and adult to ride, or at competition management's discretion. To be shown over and through obstacles. To be judged on performance 100%.
2. Stallions may be shown in all performance classes. Stallions may be shown in Ladies and Children classes unless the prize list stipulates otherwise.

CO111 Driving Section

The rules of the Carriage Pleasure Driving Division shall apply to all Connemara and Halfbred Connemara driving classes except that stallions may be shown in all classes unless the prize list stipulates otherwise.

CO112 Dressage Section

1. The rules of the Dressage Division shall apply to all Connemara and Halfbred Connemara Dressage classes.
2. Adults may show ponies in a Connemara class unless the class specifications state otherwise. (See also GR825.1)
3. Stallions may be shown in all performance classes. Stallions may be shown in Ladies and Children classes unless the prize list stipulates otherwise.

CO113 Special Classes

A Licensed Competition is not limited to classes listed in the Rule Book. If a special class is offered which is not included in the Rule Book, the prize list must furnish detailed specifications.(See GR902.2)

1. Costume Class
2. Family Class
3. Gymkhana Classes
4. Leadline Class
5. In-hand Trail Class
6. Driven Dressage
7. Combined Driving
8. Pleasure - English or Western

CHAPTER CP CARRIAGE PLEASURE DRIVING DIVISION

SUBCHAPTER CP-1 INTRODUCTION AND DEFINITIONS

CP101 Introduction

CP102 Definitions of Terms

SUBCHAPTER CP-2 CONDUCT AND CRUELTY

CP103 Conduct

CP104 Cruelty

SUBCHAPTER CP-3 SAFETY

CP105 Responsibilities of Drivers and Officials

CP106 Responsibilities Towards the Horse

SUBCHAPTER CP-4 THE DRIVER

CP107 Style of Driving

CP108 Use of Whip; Performing a Salute

CP109 Outside Assistance

CP110 Waivers of Rules

CP111 Dress of Driver, Grooms and Passengers

SUBCHAPTER CP-5 GROOMS AND ATTENDANTS

CP112 General

SUBCHAPTER CP-6 THE HORSE

CP113 Eligibility

CP114 Classification by Size

CP115 Turnout for the Horse

SUBCHAPTER CP-7 THE HARNESS

CP116 Driver's Responsibilities

CP117 Style of Harness

CP118 Bits

SUBCHAPTER CP-8 THE VEHICLE

CP119 Driver's Responsibilities

CP120 Style/Eligibility

SUBCHAPTER CP-9 PLEASURE DRIVING COMPETITIONS

CP201 Judges and Technical Delegates

CP202 Name of Class

CP203 Entry

CP204 Division of Large Classes

CP205 Driver's Responsibility

CP206 Vehicles

CP207 Turnout

CP208 Leaving Classes

CP209 Groom/Passengers

SUBCHAPTER CP-10 CLARIFICATION OF GAITS

CP210 Description of Gaits

CP211 Break in Gaits

SUBCHAPTER CP-11 DIVISIONS

CP212 Divisions Based on the Horse

CP213 Divisions Based on the Driver

CP214 Divisions Based on Experience

CP215 Other Divisions

CP216 Donkeys and Mules

CP217 Championships

SUBCHAPTER CP-12 CLASS SPECIFICATIONS

CP218 Turnout

CP219 Working

CP220 Ladies' Driving Class

CP221 Gentlemen's Driving Class

CP222 Park

CP223 Reinmanship

CP224 Freestyle Reinmanship

CP225 Super Reinmanship

SUBCHAPTER CP-13 CLASS SPECIFICATIONS: COMBINATION CLASSES

CP226 Introduction for Combination Classes

CP227 General Rules

CP228 Drive and Ride

CP229 Combination Hunter

CP230 Sporting Tandem

SUBCHAPTER CP-14 CLASS SPECIFICATIONS: CONCOURS D'ELEGANCE & CARRIAGE DOG CLASS

CP231 Concours d'Elegance

CP232 Carriage Dog Class

CP233 Picnic Class

SUBCHAPTER CP-15 CLASS SPECIFICATIONS: PLEASURE OBSTACLE DRIVING

CP234 Attire

CP235 Participation

CP236 Course Walk

CP237 Schooling

CP238 The Course

CP239 Width of Obstacles

CP240 Measurement of Obstacles

CP241 Time Allowed

CP242 Timing

CP243 Disobedience

- CP244 Off-Course
- CP245 Ties in Placing
- CP246 Salute
- CP247 Penalties
- CP248 Timed Obstacles
- CP249 Speciality Time Competitions
- CP250 High-Point Competitions
- CP251 Fault Competitions

SUBCHAPTER CP-16 CLASS SPECIFICATIONS FOR PLEASURE DRIVES

- CP252 General
- CP253 Course
- CP254 Timing
- CP255 Observers on Course
- CP256 Spares
- CP257 Pleasure Drive Participation
- CP258 Pleasure Drive Penalties
- CP259 Pleasure Drive - Turnout
- CP260 Pleasure Drive - Timed
- CP261 Pleasure Drive - Pace

SUBCHAPTER CP-17 DRAFT EQUINE RULES

- CP262 General Rules
- CP263 The Draft Horse
- CP264 Turnout
- CP265 Dress
- CP266 Class Conditions

SUBCHAPTER CP-18 PUTTING-TO CLASSES

- CP267 Introduction
- CP268 Course
- CP269 Turnout
- CP270 Basic Format of Class
- CP271 Sequence to Unhitch/Hitch - Four-in-Hand, Unicorn
- CP272 Sequence to Unhitch/Hitch - Pair
- CP273 Sequence to Unhitch/Hitch - Tandem
- CP274 Sequence to Unhitch/Hitch - Single
- CP275 Penalties

SUBCHAPTER CP-19 RULES FOR COACHING COMPETITIONS

- CP301 General Rules
- CP302 Classes
- CP303 Pleasure
- CP304 Best Team
- CP305 Turnout

CP - CARRIAGE PLEASURE DIVISION
CP306 Obstacles
CP307 Timed Obstacles

APPENDIX CP - C TURNOUT AND APPOINTMENTS

SUBCHAPTER CP-20

CP501 General
CP502 The Halt
CP503 Walk
CP504 Trot
CP505 Working Canter
CP506 Reinback
CP507 Shoulder-In
CP508 Stretching the Frame
CP509 Transitions
CP510 Half-Halt
CP511 Changes of Direction
CP512 Figures
CP513 Collection
CP514 Submission
CP515 Position and Aids of the Driver
CP516 Dress
CP517 Arena and Exercise Areas
CP518 Tests
CP519 Execution of the Tests
CP520 Time
CP521 Marking
CP522 General Impression
CP523 Classification and Scoring
CP524 Ground Jury
CP525 Technical Delegate
CP526 Responsibilities of Management
CP527 Cruelty
CP528 Equipment
APPENDIX CP-DR-A. Abbreviations used in Scribing for a Judge
APPENDIX CP-DR-B. Small and Large Arenas
APPENDIX CP-DR-C. Driven Dressage Tests
APPENDIX CP-DR-D Dressage Test Scoring

For further information regarding the conduct of Carriage Pleasure Driving competitions, contact the American Driving Society (ADS), P.O. Box 278, Cross Plains, WI 53528 (608) 237-7382, www.americandrivingsociety.org .

SUBCHAPTER CP-1 INTRODUCTION AND DEFINITIONS

CP101 Introduction

1. For rules on specific types of competition, reference should be made to the following subchapters of the USEF Rulebook:
 Rules for Pleasure Driving Competitions (SUBCHAPTER CP-1 through CP18)
 Rules for Driven Dressage Competitions (SUBCHAPTER CP-20)
 Rules for Coaching (SUBCHAPTER CP-19)
2. Organizers of recognized events may limit entries, refuse any entry, cancel, combine or divide a class, alter the proposed time schedule or substitute officials if necessary.
3. Disabilities – Competitors with a disability shall submit certification from a physician's office on a physician's official letterhead that identifies the nature of the disability and accommodation required. This certification must be submitted to the competition secretary along with the competitor's entry form. A copy of the certification must be available to the Steward or Technical Delegate at the competition. If electronic communication to the rider or driver is the required accommodation, the person communicating to the competitor in the ring must sit next to a competition official.

CP102 Definitions of Term

1. The term "horse" used herein in a general sense refers to any equine.
2. "Competitor" / "Athlete" – the person identified as the "Driver" on an Entry Form. The term "driver" used herein refers to the person controlling the reins and whip and brake.
3. The term "groom" used herein refers to the person capable of assisting in the event of difficulty.
4. The term "management" used herein refers to the person(s) responsible for organizing and running the competition.
5. The term "turnout" used herein refers to the combination of driver, horse(s), groom(s) and vehicle exhibiting in USEF classes or competitions.
6. Junior and adult drivers are defined as follows:
 - a. The age of an individual on December 1st shall be maintained until November 30th of the following year. Persons born on December 1st shall assume the greater age on that date.
 - b. Junior A - drivers who have not reached their 11th birthday. Junior A drivers must be accompanied by a knowledgeable adult horseman at all times.
 - c. Junior B - drivers who are older than 11 but not yet 14 years of age. Junior B drivers must be accompanied by a knowledgeable adult horseman capable of rendering assistance at all times. Exception: Junior B drivers competing with a single VSE turnout in a securely enclosed area need not be accompanied by a knowledgeable adult horseman unless required by the organizer.
 - d. Junior C - drivers who are 14 but not yet 18 years of age competing with a single horse/pony turnout may carry a groom/passenger at their discretion.
 - e. Adult drivers are those 18 years of age and over.
7. When the terms "prohibited," "not permitted," "mandatory," "obligatory" or "required" are used in these rules, any competitor who fails to comply must be eliminated or disqualified by the judge, unless another penalty is stipulated.
8. When the terms "must" or "shall" are used in these rules, and no penalty is prescribed, any competitor who fails to comply must be severely penalized by the judge.
9. When the term "should" is used in these rules, any competitor who fails to comply shall be penalized at the judge's discretion.
10. "Headgear" refers to protective headgear that meets the requirements in GR801.
11. "Entry" is a turnout participating in an event or show.

12. Omnibus” – Every use of the term Omnibus herein shall also mean Prize List if one is published.
13. “Event/Show” is the entirety of activities, classes, competitions or combinations thereof, commencing and concluding as defined by the Organizer in the Omnibus/Prize List.
14. “Competition” is the competitive activities of Divisions/Classes or combinations within the Event/Show.
15. “Division” is a group of Entries, combined according to various criteria, including but not limited to driver and/or horse, experience, configuration, turnout, animal size, animal or driver gender, vehicle style, breed, etc.
16. “Class” is an activity by Entries, judged according to criteria specified in the Omnibus/Prize List.
17. “Hors de Concours” – An entry designated as “Hors de Concours” (HC) participates with the approval of the organizer. An HC entry is a non-competing entry, subject to all rules, and is not eligible for awards, placings or points in any class or championship. For the purpose of class entry totals affecting the Maiden, Novice or Limit status of horses or drivers, HC entries do not count.

SUBCHAPTER CP- 2 CONDUCT AND ABUSE

CP103 Conduct

1. All participants in a recognized competition are obliged to conduct themselves in an orderly manner and in the best interest of the Federation. Management shall bar violators from further participation for the remainder of the competition and report the incident to the Federation for any further disciplinary action deemed necessary. For further information, see GR702.
2. Warning Cards (See GR1036)

CP104 Abuse

1. Abuse to of any animal by any person at a recognized competition is forbidden and an offender is subject to disqualification. (see GR839)
2. All animals must be serviceably sound, and must not show evidence of lameness, broken wind, physical distress or impairment of vision in both eyes. In the case of an appeal on this ground, the judge will have the animal in question examined by the official veterinarian or designee for a decision by the judge or jury which will be final.
3. The Federation neither encourages nor discourages dogs accompanying an entry. Unless allowed by class rules, dogs are not allowed to run alongside, behind or under the vehicle during competition. In no circumstances may a dog be tied or in any way attached to the vehicle.
4. Caged or tethered animals are not allowed as part of or along the path of an obstacle course.

SUBCHAPTER CP- 3 SAFETY

CP105 Responsibilities of Drivers and Officials

1. All persons involved in the competition: drivers, passengers, grooms, officials, spectators, etc., should keep safety foremost in their minds. Having the horse under control at all times is a safeguard not only for a driver and his passengers, but for everyone involved in the sport.
2. All officials and management should constantly be on the lookout for unsafe actions by any participant or equine or unsafe equipment. Such unsafe actions or failure to correct unsafe equipment may result in elimination or disqualification. The judge must eliminate from a class or competition, or disqualify from an event, any entry with an unsafe vehicle, unruly horse(s) or driver clearly out of control.
3. In the case of an accident, the judge or management may require a safety inspection of the vehicle and/or harness involved before allowing further use at the event.
4. It is the responsibility of each driver to ensure that harness and vehicle are in good repair and structurally sound.
5. It is the responsibility of each driver to ensure that his horse or horses are physically fit to fulfill the tasks required of

them.

6. The driver should always be the first person to enter the vehicle and the last to leave. Passengers must never be left on the vehicle while the driver is dismounted unless the passenger has taken control of the reins.
7. It is strongly recommended that no turnout should rely solely on a groom or other attendant standing on the ground to control the horse or horses, with the exception of hitching and/or unhitching. If a driver dismounts for any reason other than to make minor adjustments to harness, vehicle, or to unhitch, the reins should be given to a driver seated on the vehicle.
8. Drivers should strive to maintain a safe distance from other vehicles during the competition and in the warm-up and parking areas.
9. All rules of the road should be observed unless uniformed officials direct otherwise.
10. The Technical Delegate should inspect any pleasure drive, cross country course or obstacle course at a time early enough to allow any changes or alterations to conform with the rules and directives for safety and driveability. The Technical Delegate must bear in mind that alterations to any course are only in order if the plan violates a specific rule or is clearly undriveable or unsafe.
11. All Juniors in all competitions must wear properly fastened protective headgear which meets or exceeds current ASTM (American Society for Testing and Materials)/SEI (Safety Equipment Institute) standards for equestrian use and carry the SEI tag. It must be properly fitted with harness secured. Failure to comply will result in elimination.
12. All competitors are encouraged to use protective headgear for all competitions. Whenever the rules stipulate that “hat” or “cap” or “headgear” is required, protective headgear may be worn without penalty.
13. For rules regarding showing under judges, see GR1304; for rules regarding conflicts of interest for judges see GR1037.
14. A judge may officiate over entries (competitors and/or animals) who attended group clinics at the competition if:
 - a. The clinic is open to all competitors and animals entered. The clinic is advertised and available to all possible entrants.
 - b. During the clinic the judge does not drive any animal that is entered in the competition.

CP106 Responsibilities toward the Horse

1. Failure to comply with the following may incur elimination or disqualification.
 - a. Whenever fully put to or being taken out of a vehicle, a horse must wear a bridle with reins attached to the bit and passed through the saddle terrets. Exception:
 1. Once a horse is fully harnessed to a vehicle, one rein at a time may be adjusted.
 2. Horses in multiple hitches must have at least one rein attached to the bit while being harnessed to a vehicle.
 - b. The horse must never be left unattended while put to a vehicle.

SUBCHAPTER CP-4 THE DRIVER

CP107 Style of Driving

The driver should be seated comfortably on the box so as to be relaxed and effective. Either the one- or two-handed method of driving is acceptable. Common to both methods, the elbows and arms should be close to the body with an allowing but steady hand enabling a consistent “feel” of the horse’s mouth. Drivers should not be penalized or rewarded for using one style over another.

CP108 Use of the Whip; Performing a Salute

1. An appropriate whip should be carried in hand at all times while driving. The thong on the whip should be long enough to reach the shoulder of the farthest horse and could be penalized at judge’s discretion. (Exception:

CP - CARRIAGE PLEASURE DIVISION
Obstacles CP207.2)

2. The whip salute should be performed as follows:

Drivers shall take the reins in the left hand and position the whip, held in the right hand with the handle in front of the face, to a vertical or a horizontal position.

Alternatively, a gentleman shall place the whip and reins in his left hand and remove his hat with his right hand, letting his right arm drop loosely along his body. When wearing protective headgear, gentlemen shall perform the salute as described above in Section (a).

3. No salute is required before competing in any Obstacle Driving class. Driven Dressage – Refer to SUBCHAPTER CP-20

CP109 Outside Assistance

1. Only the driver may handle the reins, whip, or brake during a competition. Failure to comply incurs elimination.
2. No change of driver is permitted, except where specified in class description (i.e. Double Jeopardy Obstacles).
3. Drivers receiving outside assistance after the judging has begun will be penalized at the judge's discretion or as specified by class rules unless that assistance has specifically been allowed.
4. Outside assistance which requires elimination includes, but is not limited to:
 - a. The use of auxiliary mechanical electronic devices other than clocks or watches (eg. GPS devices, speedometers, heart rate monitors, etc.) on the vehicle.
 - b. Directing the driver in any way except as permitted by the rules.
 - c. Anyone other than the driver handling the reins, whip or brake.

CP110 Waivers of Rules

1. The rules pertaining to attire may be waived by judges and organizers due to local conditions.
2. Drivers requesting a waiver must have the extraordinary circumstances approved by a judge and show management.

CP111 Dress of Driver, Grooms and Passengers

1. Drivers and passengers should be dressed conservatively according to the style of the present day. (Exception: Commercial Turnout). Any attempt to introduce period costumes or gaudy trappings is discouraged.
2. Dress for the driver should conform to the type of turnout (i.e. Formal, Park, Country, Sporting).
3. Long sleeves and brown leather gloves are suggested for all drivers and passengers in pleasure driving classes.
4. Gentlemen must wear a coat or jacket while appearing in any class unless excused from doing so by the judge and/or show management. When accepting awards, gentlemen are requested to remove their hats.
5. Ladies must wear a conservative dress, tailored suit, or slacks. Floppy hats are discouraged.
6. Unless otherwise specified, the driver shall wear a hat, an apron or knee rug and gloves.
7. Protective headgear may be worn without penalty in all classes.
8. Sunglasses may be worn without penalty.

SUBCHAPTER CP- 5 GROOMS AND ATTENDANTS

CP112 General

Groom requirements are listed for:

Pleasure Driving under CP209

Driven Dressage under CP516.

Where grooms or passengers are required, they must be closely available and capable of rendering assistance at all

times. Failure to comply may incur elimination from a class or competition, or disqualification from an event.

SUBCHAPTER CP- 6 THE HORSE

CP113 Eligibility

1. The driving horse may be of any breed, color or size so long it is capable of performing the required gaits. In Pleasure Driving Competitions, the minimum age for a horse to be allowed to compete is three years of age. It is encouraged that 3 year olds be restricted to competition in maiden, novice or limit classes and not be allowed to cross enter into other divisions. In **pairs and** multiple turnouts the restrictions should be applied considering the age of the youngest horse. Restrictions must be clearly stated in the prize list/Omnibus. For competition purposes, any horse is considered to be one year old on the first day of January following the actual date of foaling.
2. Horses must be serviceably sound and must not show evidence of lameness, broken wind or impairment of vision in both eyes. (CP104).
3. In all levels of all Federation licensed Pleasure Driving competitions and in the case of any other Federation rule as it relates to the Pleasure Driving discipline as the context permits it, the term "horse" shall also include mules, donkeys, asses, miniature horses and draft breeds.
4. Junior, maiden, novice and limit drivers are prohibited from driving stallions.
5. Where entries warrant, management is encouraged to offer special classes or divisions for those animals mentioned above and for gaited horses which do not naturally trot. In those cases of non-trotting horses, the term "intermediate gait" may be used in place of "trot".
6. An entry designated as "Hors de Concours" (HC) only participates with the approval of the organizer/manager. An HC entry is a non-competing entry, subject to all Federation rules, and is not eligible for awards, placings or points in any class or championship. For the purpose of class entry totals affecting driver or horse, Maiden, Novice or Limit status, HC entries do not count.

CP114 Classification by Size

1. Horses over 14.2 hands in height will be classified as a horse. 14.2 hands and under will be classified as a pony. Those under 99cm (9.3 hands /39") will be classified as VSE (Very Small Equine).
2. In some competitions the pony division may be divided. Small ponies not to exceed 12.2 and under (50"/127cm) and large ponies will be over 12.2 (50"/127cm), not to exceed 14.2 (58"/147.32cm).
3. A registered horse of a breed permitting horses to be 14.2 or under (i.e. Arabian, Morgan, Quarter Horse, etc.) may show as a horse, but not as a horse and a pony at the same competition.
4. A **pair or** multiple turnout must be shown in the classes or divisions which accommodate the tallest horse or pony.
5. Very small equines are open to any horse 39" or under.
6. Very small equines may be combined with ponies/horses in existing pleasure driving classes, or at the discretion of show management and where sufficient entries allow, may be shown in their own division. **BOD 1/16/16 Effective 2/1/16**

CP115 Turnout for the Horse

1. Braiding of the mane is optional. Any mane, tail or fetlock trimming may conform to breed standards. Tails are not braided.
2. The application of supplemental hair to mane or tail is prohibited. A tail set or use of any foreign substance to induce a high tail carriage is prohibited.
3. It is prohibited to tie a tail to a vehicle or harness.
4. If shod, horses should be suitably shod for pleasure driving.
5. Boots - Bell boots, shin boots and wraps are allowed in Pleasure Drive classes and may be allowed at the

CP - CARRIAGE PLEASURE DIVISION

discretion of the judge in other classes due to local conditions, except Driven, Dressage. Boots protecting the sole of the foot are allowed in any pleasure class.

6. Appendix CP-C. Refer to Turnout and Appointments for additional information on turnout for different types of vehicles.

SUBCHAPTER CP- 7 THE HARNESS

CP116 Driver's Responsibility

It is the driver's responsibility to see that the harness is in good condition, is clean and fits properly.

CP117 Style of Harness

1. The Federation recognizes specific national types of harness.
 2. Bridles should fit snugly to prevent catching on the vehicle or other pieces of harness. A throatlatch and a full noseband **is** mandatory. A bridle with reins attached and passed through the saddle terrets must be in place whenever a horse is put to a vehicle. Under no conditions shall a bridle be removed from a horse while it is put to a vehicle. Failure to comply incurs elimination. The horse must never be left unattended while put to a vehicle. Failure to comply incurs elimination. The use of gullet straps is acceptable. *BOD 1/16/16 Effective 2/1/16*
 3. Black harness is considered appropriate with painted vehicles, with shaft and pole trimmings done in black. It is also considered appropriate with a natural wood vehicle with iron parts painted any color except brown. Shaft and pole trimmings, dash and fenders are done in black.
 4. Russet harness is considered appropriate with natural wood vehicle with brown or black iron, painted vehicle with natural wood panels with any color iron or vehicle that is painted brown with brown iron. Shaft and pole trimmings should match the harness.
 5. All metal furnishings should match, be secure and polished.
 6. Breast collars are appropriate with lightweight vehicles.
 7. Full collars are suggested for heavy vehicles such as coaches, breaks, phaetons, dog carts, etc. In all pleasure driving classes, collars on the four-in-hand leaders are not to be tied together.
 8. A correctly-fitting harness saddle is important for the comfort of the horse. A wide saddle is suggested for two-wheeled vehicles, as more weight rests on the horse's back. Narrower saddles are more appropriate for four-wheeled vehicles.
 9. Standing Martingales are allowed for Stanhope, Park Gate Gig and George IV Phaetons.
 10. Check reins and martingales (except false martingales) are prohibited in Obstacle classes. Failure to comply incurs elimination. In other classes, check reins and martingales may be appropriate for certain vehicles. See Appendix CP-C Turnout and Appointments.
 11. The tying of tongues is prohibited.
 12. **Nasal strips are prohibited. BOD 2/29/16 Effective 4/1/16**
 13. The use of kicking straps is considered permissible in pleasure driving classes but they should match the harness being used.
 14. Flash nosebands are strongly discouraged in all pleasure driving classes.
- CP118 Bits A bridle with reins attached to a bit is required for each horse. Bit burrs, gag bits and wire bits of any type are not permitted in Federation driving competitions.

SUBCHAPTER CP-8 THE VEHICLE

CP119 Driver's Responsibility

It is the responsibility of the driver to see that the vehicle is in good repair and is structurally sound. All persons

involved in the competition, drivers, passengers, grooms, officials, spectators, etc. should keep safety foremost in their minds. Having the horse under control at all times not only is a safeguard for the driver and his passengers, but for everyone involved in the sport.

CP120 Style/Eligibility

1. Drivers should strive to present an appropriate turnout. "Appropriate" indicates the balance and pleasing appearance of the combination of horse and vehicle. Factors determining the above include compatible size, type and weight of horse and vehicle. The way of going of the horse may also affect the overall appearance, i.e., a high-actioned horse is more suitable for a formal vehicle; the low-going, ground-covering horse presents a more pleasing appearance put to a road or country-type vehicle.
2. Wire wheeled and pneumatic tired vehicles may be permitted in the following classes providing it is stated in the prize list:
 - a. If it is the competition's first year as a licensed competition
 - b. In all pleasure driving classes if the vehicle is an antique wire wheeled vehicle (long wire spokes, hard rubber tires)
 - c. In maiden, novice and junior pleasure driving classes.
3. Management may allow the use of more than one vehicle under the same entry number. This must be clearly stated in the prize list.
4. Vehicles designed to be servant driven or commercial vehicles and harness are only eligible in classes restricted to their type unless specifically stated in the prize list.
5. Competition management may elect to restrict combined driving marathon vehicles from participation in pleasure driving classes.
6. All pair entries must be driven to a four wheel vehicle except a Curricule or Cape Cart with appropriate harness.
7. Refer also to CP206.

SUBCHAPTER CP-9 PLEASURE DRIVING COMPETITIONS

CP201 Judges and Technical Delegates

1. Judges

The Judges for Pleasure Driving Competitions must be chosen from:

- a. The list of Federation Pleasure Driving Judges;
- b. The list of American Driving Society (ADS) Pleasure Driving Judges;
NOTE: b. must obtain a Federation Guest Judge's card
- c. The list of Federation licensed judges with experience in judging Carriage Pleasure Driving.
- d. Judges approved by Foreign National Driving Societies
NOTE: d. must obtain a Federation Guest Judge's card

The following may not serve as judges:

- a. The Technical Delegate or the Course Designer of the same event.
- b. The Manager of the competition, or a member of the manager's family.

For additional restrictions, refer to GR1304. For Driven Dressage, refer to CP524; for Coaching, refer to CP301

2. Technical Delegates (See also GR1034)

- a. There must be a Driving Technical Delegate for Federation-licensed open pleasure (carriage) driving

CP - CARRIAGE PLEASURE DIVISION

competitions and for Federation Regular Member competitions that have more than 15 carriage driving classes.

b. Technical Delegates must be chosen from:

1. The list of Federation Pleasure Driving Technical Delegates;
2. The list of ADS Pleasure Driving Technical Delegates;

NOTE: 2. must obtain a Federation Guest Technical Delegate's card.

3. For additional restrictions, refer to GR1304.

1. A Technical Delegate shall not be an exhibitor, judge (except as allowed by the rules), Driver, Course Designer, Organizer or Manager on the grounds where the competition is being held.
2. A Technical Delegate shall not officiate at any competition in which a member of his family, a person living under the same roof, a person with whom the judge has a financial relationship, clients or trainers are competing unless and emergency necessitates the replacement of the designated Technical Delegate.

3. Judges' decisions representing their individual preferences are not protestable. Inquiries concerning irregularities or incidents during the Event/ Show and the outcome of Carriage Pleasure Driving classes for technical reasons may be made at any time during the competition. Objections must be made to the Technical Delegate no more than one hour after the posting of class results.

4. Veterinarians: Refer to GR1211.4

CP202 Name of Class

If show management wishes to offer a class described in the Federation Rulebook, the class must be conducted as stated. If management wishes to alter a class to fit "local rules" they must change the name of the class to avoid confusing it with Rulebook class specifications. Such classes should be clearly explained in the Omnibus or Prize List. (GR902-GR904) and must include the "local rules" and judging criteria. In any case these altered conditions should conform to the spirit and intent of the Federation general rules for safety, conduct and abuse. (SUBCHAPTER CP-3)

CP203 Entry

1. **Unless otherwise specified in the Prize List/Omnibus** an entry is defined as a combination of horse(s), vehicle and driver and must be assigned a specific entry number. If a championship based on Federation **rules is offered**, a change of any part of the combination constitutes a different entry and must be assigned a separate number. In the event that a vehicle is disabled or judged unsafe to start or continue, management may authorize the substitution of another vehicle without issuing a new number. **BOD 1/16/16 Effective 2/1/16**

Management may allow changes of an entry (i.e., using a different vehicle for cones while still compiling points for a Championship. This must be stated in the prize list).

2. All entries must have an entry number before entering any class. It is the driver's responsibility to display the proper number for the turnout entering the ring or obstacle course. No award will be given to an Entry competing with an incorrect entry number or while participating without a number.
3. An Entry may drive Hors de Concours (HC) in any class offered as part of a competition at the discretion of the Organizer (See also CP102).

CP204 Division of Large Classes (See also CP113)

1. Large classes may be split by the judge, technical delegate or management if conditions warrant.

The size of the ring should determine if a class should be split. Unless the ring is very large, classes of more than 14 entries should be split. In a small ring, classes may need to be split at a lower number of entries.

2. The judge and/or management have the discretion as to how the division is made, keeping the following in mind, when applicable:
 - a. separation of singles, pairs and multiples;
 - b. separation of horses and ponies;
 - c. separation of two and four-wheeled vehicles.

3. Management has the option to have final placings determined by working off the leaders of each section or by awarding duplicate ribbons and/or trophies for each section as if they were separate classes.

CP205 Driver's Responsibility

1. Excessive use of the voice, shouting or whistling to the horse may be penalized at the judge's discretion. The driver should strive to control the horse's movements with discreet use of vocal aids.
2. It is the responsibility of the driver to see that he and all attendants and passengers are appropriately attired for the class in question and that the horses are properly presented.
3. The driver must be prepared to enter the ring or obstacle course area when his/her class is called. After a reasonable wait, management may announce that a one minute time limit will be invoked. When the appropriate time has elapsed, the gate or course will be closed and any entry not in the ring or at the course start will be excluded from the class. Management may give permission for the class to be held for an entry which requires an equipment change.
4. No turnout should rely solely on a groom or other attendant standing on the ground to control the horse/horses with the exception of hitching and/or unhitching. If a driver dismounts for any reason other than to make other adjustments to harness, carriage, or to unhitch, the reins should be given to the driver seated on the vehicle.
5. Drivers should strive to maintain a safe distance from other vehicles both during the competition, in the warm-up and parking areas.
6. In the case of an accident or equipment failure which necessitates repair or readjustment, all grooms or passengers carried on the vehicle must dismount the vehicle. They should not remount until the problem has been corrected or the turnout deemed fit to continue. The exception would be in the case of a minor adjustment (e.g., trace down) only the necessary groom need be put down. Appropriate penalties will be assessed according to class specifications.
7. All entries are expected to conform to the spirit and intent of the rules for safety.

It is the responsibility of each driver to ensure that harness and vehicle are in good repair, structurally sound, and safe for competition conditions. Turnouts without braking mechanisms (such as breeching, brakes, or tug stops with wrap girths) may be restricted from certain classes for safety reasons. Entries must not start any class with an unsafe turnout. The judge must eliminate an unsafe entry from any class. Repeated offenses may incur disqualification.

8. It is preferred that the driver sit on the right-hand side of the vehicle unless construction of vehicle prevents this.
9. No change of driver is permitted except where specified in class conditions (e.g., Double Jeopardy Obstacles).
10. Drivers receiving outside assistance after the judging has begun will be penalized at the judge's discretion or as specified by class rules unless that assistance has been specifically allowed (example: assistance of groom/passenger heading a horse in a line-up or groom/navigator on marathon).
11. While competing, outside assistance which incurs elimination includes but is not limited to the following:
 - a. the use of auxiliary mechanical or electronic devices other than clocks or watches (e.g., GPS devices, speedometers, heart rate monitors, etc.) on the vehicle;
 - b. directing the driver in any way except as permitted by the rules;
 - c. anyone other than the driver handling the reins, whip, or brake.

CP206 Vehicles

1. Management may restrict Combined Driving marathon vehicles from participation in Pleasure Driving competitions. (CP120)
2. Wire-wheeled and pneumatic-tired vehicles may be permitted only at management's discretion and must be specified in the Omnibus / Prize List. Exception: antique vehicles with long wire spokes and hard rubber tires are allowed in all classes.

CP207 Turnout

It is the responsibility of the driver to see that he and all attendants, grooms, passengers and horses are appropriately attired and turned out for the class in question. Refer to Appendix CP-C. Turnout and Appointments for additional information.

1. Attire for drivers, grooms, and passengers:

a. Drivers: Dress should conform to the type of turnout (i.e., Formal, Park, Country, Sporting, Commercial). Less traditional attire (example: Combined Driving Marathon attire) may be appropriate only if it is specifically allowed in the ADS Omnibus or class description, otherwise a penalty or elimination may result. Except for certain commercial turnouts:

1. Gentlemen must wear a coat or jacket while appearing in any class unless excused from doing so by the judge and/or show management. When accepting awards, gentlemen are requested to remove their hats.
2. Ladies must wear a conservative dress, tailored suit, or slacks. Floppy hats are discouraged.
3. Unless otherwise specified, the driver shall wear a hat, an apron or knee rug and gloves. See Appendix CP-C. Turnout and Appointments.

b. Grooms: Grooms of either sex may wear stable livery in any but the more formal vehicles where full livery is appropriate. Where it is specifically allowed in the Omnibus/Prize List or class description, less formal attire may be appropriate, but it should always be neat and clean. In all competitions, grooms shall wear a hat or protective headgear.

1. Stable Livery consists of one of the following:

- a. A conservative suit, white shirt, dark tie, derby, dark shoes and leather gloves.
- b. A conservative jacket, jodhpurs or drill trousers, jodhpur or paddock boots, white shirt, stock or four-in-hand tie, leather gloves, derby or conservative cap.
- c. Hunting attire with a hunting derby or bowler.
- d. Full Livery consists of a close-fitting body coat with buttons of yellow or white metal to match the furnishings of the harness used (if possible), white breeches, black boots with tan tops, white stock, black top hat and brown leather gloves. The color of the coat remains the owner's preference, but preferred colors are conservative in nature and, where possible, complementary to the color of the vehicle.

c. Passengers: Dress should conform to the type of turnout (i.e., Formal, Park, Country, Sporting). Except for certain Coaching and Commercial turnouts, all passengers should wear a hat, an apron or knee rug, and gloves.

2. A whip should be carried in hand at all times while driving. A driver not in compliance may be eliminated or disqualified. The thong of the whip should be long enough to reach the shoulder of the farthest horse. A driver not in compliance with the above may be penalized. A whip with its thong tied in a manner which renders it incapable of reaching the farthest horse is not allowed. Failure to comply must be severely penalized.

3. Harness

a. The harness should be in good condition, clean, fit properly and be appropriate for the style of vehicle.

b. Bridles should fit snugly to prevent catching on the vehicle or other pieces of harness.

c. A throatlatch and a **full** noseband are mandatory. **A full noseband is defined as a noseband fully encircling the nose.** Flash nosebands are strongly discouraged in pleasure driving classes. **The use of gullet straps is acceptable. BOD 1/16/16 Effective 2/1/16**

d. Black harness is considered appropriate with:

1. painted vehicles;
2. natural wood vehicle with iron parts painted any color except brown;
3. dash, fender, shaft and pole trimmings should match the harness.

e. Russet harness is considered appropriate with:

CP - CARRIAGE PLEASURE DIVISION

1. natural wood vehicle with brown or black iron;
 2. painted vehicle with natural wood panels with any color iron; or
 3. vehicle that is painted brown with brown iron;
 4. dash, fenders, shaft and pole trimmings should match the harness.
- f. The collars of four-in-hand leaders are not to be tied together.
- g. Boots – Bell boots, shin boots and wraps are allowed in Pleasure Drive classes and may be allowed at the discretion of the judge in other classes due to local conditions, except Driven Dressage. Boots protecting the sole of the foot are allowed in any pleasure class.
- h. Standing martingales are allowed for Stanhope or Park Gate Gig vehicles and George IV Phaetons, except in obstacle classes.
- i. Check reins and martingales (except false martingales) are prohibited in Obstacle classes. Failure to comply will incur elimination. In other classes, check reins and martingales may be appropriate turnout for certain vehicles. See Appendix CP-C. Turnout and Appointments
- j. Kicking straps are permissible but they should match the harness being used.
4. Protective Headgear: All juniors in all competitions must wear properly fastened protective headgear which meets or exceeds current ASTM (American Society for Testing and Materials)/ SEI (Safety Equipment Institute) standards for equestrian use and carry the SEI tag. It must be properly fitted with harness secured. Failure to comply will result in elimination. All competitors, attendants, grooms and passengers are encouraged to use of protective headgear.
5. Additional Safety Equipment: Body protectors are optional for all participants and are not to be penalized.

CP208 Leaving Classes

1. No entry may leave the class after judging has begun without permission from the judge.
2. Entries excused from any class must leave as instructed by the ringmaster or judge.
3. Disqualify –A Competitor, Horse, or Entry may be disqualified for being in violation of the rules at any time.
 - a. Those who have been disqualified are prohibited from taking further part in the event and may be required to forfeit all prizes won at the event.
 - b. Subsequent disciplinary action may be taken by the Federation.
4. Eliminate – An entry may be eliminated from a competition as a penalty for contravening certain rules.
 - a. Elimination is listed with other penalties but it should be assumed that it may be applied where no other specific penalty is prescribed.
 - b. An eliminated entry is not eligible for an award in the competition from which it is eliminated; however, the entry remains eligible to compete in the remaining competitions of the show.
5. Retire – An entry not wishing to continue in any competition for any reason may ask the judge for permission to retire. A retired entry is not eligible for an award in the competition from which it has retired; however, the entry remains eligible to compete in the remaining competitions of the show.
6. Withdraw – An entry not wishing to continue competing for any reason may withdraw from the show. A withdrawn entry is not eligible to compete in the remaining competitions of the show.

CP209 Groom/Passenger

1. Minimum requirements:
 - a. Four-in-hand and unicorn turnouts (except VSE): two grooms or passengers capable of rendering assistance at all times.
 - b. Pairs, tandems, VSE four-in-hand and unicorn turnouts: one groom or passenger capable of rendering assistance at all times.

- c. Single horse and pony turnouts: A groom/passenger is optional. Failure to comply may incur elimination or disqualification.
2. Passengers must be appropriately dressed and must wear a hat or protective headgear. (See GR801).
3. Grooms or passengers are not allowed to leave their respective positions on the vehicle while it is in motion or attempt to correct a problem without first being put down. Failure to comply will incur elimination. Exceptions: Grooms dismounting to head the horses immediately prior to a halt or shifting weight to aid balance to prevent an accident is permissible. Minor adjustments to harness may be made upon permission from the judge. A groom/passenger riding on the vehicle may be put down to assist with the adjustment without penalty except in dressage and obstacle classes. (See CP247.)
4. After judging begins, no attendant may enter the arena without the permission of the judge except in the case of accident or to prevent an accident.
5. Leading a turnout into the ring or obstacle course start is considered outside assistance and is not permitted.
6. Grooms may not stand behind the driver. If the vehicle does not permit the groom to sit behind the driver, permission must be obtained to allow the groom to sit beside the driver in obstacle classes. In pleasure ring classes (turnout, working and reinsmanship) a groom/passenger may sit beside the driver.
7. When a groom or passenger is put down to head the horse or horses during a line-up, he or she must remount when the driver moves off. This includes individual tests. Failure to comply should be penalized. (Exception: Receiving awards)
8. A knowledgeable adult horseman must accompany **all** Junior A and B drivers, **and Junior C drivers driving pairs or multiples**. (See CP102) *BOD 1/16/16 Effective 2/1/16*

SUBCHAPTER CP-10 – CLARIFICATION OF GAITS

CP210 Description of Gaits

The following descriptions constitute the approved standard for performance of each of the required gaits in a pleasure driving competition. Cantering and galloping are not allowed unless clearly stated in the prize list. Management is strongly encouraged not to allow cantering or galloping in any class unless it is held in a securely enclosed area.

1. Walk – A free, regular and unconstrained walk of moderate extension is ideal. The horses should walk energetically, but calmly, with even and determined pace. The walk is a four-beat gait.
2. Trot – The trot is a two-beat, diagonal gait.
 - a. Slow Trot: The horse should maintain forward impulsion while showing submission to the bit. The trot is slower and more collected, but not to the degree required in the dressage collected trot. However, the horse should indicate willingness to be driven on the bit while maintaining a steady cadence.
 - b. Working Trot: This is the pace between the strong and the slow trot and more round than the strong trot. The horse goes forward freely and straight; engaging the hind legs with good hock action; on a taut, but light, rein; the position being balanced and unconstrained. The steps should be as even as possible. The hind feet touch the ground in the foot prints of the fore feet. The degree of energy and impulsion displayed at the working trot denotes clearly the degree of suppleness and balance of the horses.
 - c. Strong Trot: This is a clear, but not excessive, increase in pace and lengthening of stride while remaining well balanced and showing appropriate lateral flexion on turns. Light contact to be maintained. Excessive speed will be penalized.
3. Halt – Horses and vehicle should be brought to a complete and square stop without abruptness or veering. At the halt, horses should stand attentive, motionless and straight with the weight evenly distributed over all four legs and be ready to move off at the slightest indication from the driver.
4. Reinback – Reinback is defined as a backward movement in which the legs are raised and set down simultaneously in diagonal pairs with the hind legs remaining well in line. To be performed in two parts:

CP - CARRIAGE PLEASURE DIVISION

- a. The horse must move backward at least four steps in an unhurried manner with head flexed and straight, pushing the vehicle back evenly in a straight line. The driver should use quiet aids and light contact.
 - b. Move forward willingly to former position using the same quiet aids.
 - c. Road Coaches and Park Drags are not to be asked to back up in the show ring.
5. Canter – A controlled three-beat gait consisting of three evenly spaced footfalls followed by the “suspension” phase when all four legs are off the ground. The three beats and suspension are considered one stride.
6. Gallop – A four-beat gait, faster than a canter.
7. Stride – A stride is defined as the cycle of movements that is completed when the horse’s legs regain their initial positions. Length of stride refers to the amount of ground covered by an entire sequence.
8. Intermediate Gait – Breed-specific gaits will be used in divisions for non-trotting breeds.
9. In Pleasure classes for mules and donkeys, the gaits are walk, slow trot, and working trot.
10. In Pleasure classes for draft equines, gaits may be limited to walk, slow trot, and working trot at the discretion of the organizer as published in the Omnibus/Prize List.
11. Park Class Gaits – To be called for only in Park classes.
- a. Park Walk: A four beat, collected gait with good action and animation. It should have snap and easy control and be performed with great style, elegance and airiness of motion while displaying the good manners of the horse(s).
 - b. Park Trot: A two beat, diagonal gait performed in a collected manner with excessive speed to be penalized. The horse’s energy should be directed toward animation rather than speed.
 - c. Show Your Horse: At this command, the driver has the privilege of showing the Park Driving Horse(s) to its (their) best advantage at the trot, but speed will be penalized.

CP 211 Break in Gaits

BREAK IN GAIT	CONDITIONS	
Break to canter or gallop	4 or more full strides	
Prolonged canter or gallop	More than 6 full strides	
Break to walk	2 full strides at the walk	
Break from walk	3 full strides of any other gait or stopping	
Stopping	Obstacle classes Refer to Obstacles, CP242	Pleasure Drive class rules, CP257

In a **pair or** multiple turnout all horses must break for a penalty to be assessed. In carriage pleasure driving competitions, cantering is not allowed unless it is clearly stated in the prize list and a securely enclosed area is available.

SUBCHAPTER CP- 11 – DIVISIONS

CP212 Divisions Based on the Horse

1. If otherwise eligible, all equines are allowed to compete at any Federation Carriage Pleasure Driving competition unless restricted by the organizer. Such restrictions must be published in the Omnibus/Prize List.
2. Horses over 14.2 hands in height will be classified as horses; those 14.2 hands and under will be classified as ponies. Exception: A registered horse of a breed permitting horses to be 14.2 or under (e.g., Arabian, Morgan, Quarter Horse, etc.) may show in either division but only one size division at the same show (i.e., as a pony or a horse).
3. The pony classes or divisions may be divided. Suggested size divisions:
 - a. Small pony – not to exceed 12.2 hands (50” / 127 cm)
 - b. Large pony – over 12.2 hands (50” / 127 cm), not to exceed 14.2 hands (58” / 147.32cm)

4. Very Small Equines (VSE) – under 9.3 hands (39" / 99cm)
5. Draft Equine – Draft Equine classes or divisions may be divided. Suggested divisions:
 - a. Draft Pony – Under 14.2 hands, approximate weight less than 1200 pounds
 - b. Draft Small – 14.2-16.2 hands, approximate weight 1200-1600 pounds
 - c. Draft – over 16.2 hands, approximate weight greater than 1600 pounds
6. Classes for divisions offered for donkeys and/or mules may be divided by size.
7. For gaited horses, refer to CP113
8. A pair or multiple turnout must be shown in the classes or division which accommodates the tallest horse.
9. The minimum competition age for a horse to compete is three years of age.
 - a. It is encouraged that three-year-olds be restricted to maiden, novice or limit classes and not be allowed to cross enter into other divisions.
 - b. In pair or multiple turnouts the restrictions are to be applied considering the age of the youngest horse.
 - c. Restrictions must be clearly stated in the Omnibus/Prize List.
10. Commercial for light or heavy horses to an appropriate commercial (SEE Appendix CP-C) *BOD 1/16/16 Effective 2/1/16*

CP213 Divisions Based on the Driver

1. Age (i.e., Junior, Adult)
2. Gender (i.e., Ladies Driving Class, Gentlemen’s Driving Class) Classes may be restricted to a specific age or open to all.

CP214 Divisions Based on Experience

Maiden, Novice or Limit status is effective as of the closing date of entries for all competitions.

1. Maiden – entries are ineligible for Maiden classes after winning a first place ribbon in an ADS- recognized and/or USEF-licensed Carriage Pleasure Driving competition. (Stallions prohibited)
2. Novice – entries are ineligible for Novice classes after winning at least one first place ribbon in each of three ADS-recognized and/or USEF-licensed Carriage Pleasure driving competitions (Stallions prohibited).
3. Limit – entries are ineligible for Limit classes after winning six first place ribbons which must include at least one first-place ribbon from each of three ADS-recognized and/or USEF- licensed Carriage Pleasure Driving competitions (Stallions prohibited).
4. Open – open to all drivers and horses.

	Cumulative Number of 1st Place Wins	Minimum Number of Pleasure Shows
Maiden	0	No minimum
Novice	No more than 3	3
Limit	No more than 6	3
Open	No limit	No minimum

- a. The status of Maiden, Novice and Limit entries is as of the closing date for entries for a competition.
- b. Wins in ADS and/or USEF Carriage Pleasure Driving classes and high-point championship awards of fewer than three entries are not to affect Driver or Horse status.
- c. Schooling Entries – see CP237. *BOD 1/16/16 Effective 2/1/16*

CP215 Other Divisions

Restrictions for any division must be specified in the Prize List/Omnibus. Other divisions may be offered including, but not limited to, the following:

1. Configuration of turnout – Single, Pair, Tandem, Unicorn, and Four-in-hand. If entries warrant, single vehicles may

CP - CARRIAGE PLEASURE DIVISION

be split into two- and four-wheeled sections.

2. Vehicle type – Antique, two-wheel, four-wheel, specific vehicle type, etc.
3. Special Vehicle divisions – Organizers may define divisions by specific characteristics of and purposes for vehicles.

Examples of special vehicle type descriptions:

- a. Marathon Division – open to marathon vehicles specifically built for the singular purpose of Combined Driving marathon use.
 - b. Traditional Division – open to vehicles with the traditional profile of an identifiable type, to resemble the design of a carriage built prior to the First World War. Vehicle may be of modern materials, but must have traditional springing.
 - c. Contemporary Division – open to vehicles designed for use as a show vehicle, constructed primarily of modern materials with features including but not limited to: metal wheels, flush hubs, metal framing, metal shafts, torsion or shock absorber suspension, etc.
4. Local – for drivers residing within or horses stabled within a specified local area.
 5. Breed – by breed or type of horse.
 6. Open: open to all drivers and horses

CP 216 Donkeys and Mules

1. Class or divisions offered for donkeys and/or mules may be divided by size. Donkeys may be divided into miniature, small, standard, large standard, and mammoth. (See also CP113). In those classes the gaits required are the walk, slow trot, and working trot.
2. All equines are allowed to compete unless restricted by management. Restrictions must be published in the Omnibus/Prize List.

CP217 Championships

1. When a championship for a division and/or a show is awarded on points:
 - a. All competitors must be given an equal opportunity to accumulate points.
 - b. All sections/divisions included in the championship must have an equal number of classes.
2. Management is strongly encouraged to post a scoreboard in a prominent place, updated throughout the competition and at least 30 minutes prior to making championship awards.
3. If a tie in championship points is to be decided, the following will be used: the best placing in the Reinsmanship class (or Working class if Reinsmanship is not offered) or a work-off is required.
4. A tie for reserve may be decided by a coin flip if all parties agree. If not, a work off will be conducted.
5. Unless otherwise published in the prize list

Placings Points

1	8
2	7
3	6
4	5
5	4
6	3
7	2
8	1

6. All placings are final one hour after the conclusion of the show. It is recommended that championship results are posted as soon as possible after conclusion of classes.
7. If an Overall Championship is awarded, the highest point total of all entries will be the Overall Champion. For

National HOTY points and awards, see GR1125.

SUBCHAPTER CP- 12 – CLASS SPECIFICATIONS

CP218 Turnout

1. A Pleasure Driving class in which entries are judged primarily on the performance and quality of each turnout.
2. To be shown both ways of the arena at a walk, slow trot, working trot, and strong trot. To stand quietly and to rein back.
3. To be judged:
 - a. 70% on the condition, fit and appropriateness of harness and vehicle, spares and appointments, neatness and appropriateness of attire and overall impression.
 - b. 30% on performance, manners and way of going.

CP219 Working

1. A Pleasure Driving class in which entries are judged primarily on the suitability of the horse to provide a pleasant drive.
2. To be shown both ways of the arena at a walk, slow trot, working trot and strong trot. To stand quietly, both on the rail and while lined up, and to rein back.
3. All entries chosen for a workout may be worked both ways of the arena at any gait requested by the judge and may be asked to execute appropriate tests.
4. To be judged:
 - a. 70% on performance, manners and way of going of the horse(s).
 - b. 20% on the condition and fit of harness and vehicle.
 - c. 10% on neatness of attire.

CP220 Ladies' Driving Class

1. Entries are judged primarily on the suitability of the turnout for a lady with emphasis on manners.
2. To be shown both ways of the arena at a walk, slow trot, working trot, and strong trot.
3. Must rein back without resistance and must stand quietly at any location in the arena.
4. To be judged:
 - a. 50% on manners, performance, elegance and suitability of the turnout for a lady.
 - b. 25% on skill of the driver.
 - c. 25% on overall impression.

CP221 Gentlemen's Driving Class

1. Entries are judged primarily on the suitability of the turnout for a gentleman with emphasis on manners.
2. To be shown both ways of the arena at a walk, slow trot, working trot and strong trot. May show a degree of boldness, but not excessive speed.
3. Must rein back without resistance and must stand quietly at any location in the arena.
4. To be judged:
 - a. 50% on manners, performance and suitability of the turnout for a gentleman.
 - b. 25% on skill of the driver.
 - c. 25% on overall impression.

CP222 Park

1. A Pleasure Driving class in which entries are judged primarily on gaits. (CP210)
2. This class is limited to park type horses and ponies.
3. To be shown in an appropriate antique or antique type vehicle. This class (division) can also be offered for Park

CP - CARRIAGE PLEASURE DIVISION
Vehicles.

4. To be shown both ways of the arena at a park walk, park trot, and “show your horse” (a smart trot without excessive speed). Entries should stand quietly in the line-up.
5. To be judged:
 - a. 70% on, performance, quality of horse, and manners.
 - b. 30% on overall impression.

CP 223 Reinsmanship

1. A Pleasure Driving class in which entries are judged primarily on the ability and skill of the driver.
2. To be shown both ways of the ring at a walk, slow trot, working trot and strong trot. Drivers shall be required to rein back.
3. All drivers chosen for a workout may be worked at any gait requested by the judge and may be asked to execute appropriate tests.
4. The driver should be seated comfortably on the box so as to be relaxed and effective.
5. Either the one or two-handed method of driving is acceptable. Common to both methods, the elbows and arms should be close to the body with an allowing but steady hand enabling a consistent “feel” with the horse’s mouth. Drivers should not be penalized or rewarded for using one general style over another.
6. To be judged:
 - a. 75% on handling of reins and whip, control, posture, and overall impression of driver.
 - b. 25% on the condition of harness and vehicle and neatness of attire.

CP224 Freestyle Reinsmanship

1. A Pleasure Driving class in which entries are judged individually on the skill of the driver’s execution of a two-minute, self-designed driving test.
2. Eight required elements must be executed. The first element: enter/halt/salute, to be followed by these elements driven in any order: Walk, Slow Trot, Working Trot, Strong Trot, Halt (stand quietly), Reinback
The final element, indicating the completion of the test: halt/salute/leave test area at a working trot. If an element is driven more than once, only the first occurrence will receive a score.
3. The suggested time limit is 3 minutes. Entries must complete the test within the time limit. Time begins at the signal from the judge after the entry has entered the test area. If the entry exceeds the time limit, no signal will be given until 30 seconds after the time limit, at which time the entry will immediately leave the test area.
4. The suggested time limit is 3 minutes. Entries must complete the test in within the time limit. Time begins at the signal from the judge after the entry has entered the test area. If the entry exceeds the 30 seconds after the time limit, no signal will be given until the 30 seconds after the time limit, at which time the entry will immediately leave the test area.
5. Management must publish in the Omnibus/Prize List a description of the competition area including approximate dimensions.
6. Prior to the start of the show, entries must submit to the Organizer a clearly composed, legible description and diagram of their test on the Freestyle Reinsmanship Form.
7. At management’s discretion, music may be allowed.
8. Overall impression will decide ties.
9. Scoring: half-points may be used for scoring all elements.
 - Handling of reins and whip, control, posture 8 elements, maximum 10 points each
 - Overall impression of the driver maximum 10 points

- Best possible total score is 90 points
10. Penalties:
- Failure to perform any element 0 points
 - Exceeding the two-minute time limit 5-point deduction

CP225 Super Reinsmanship

Competitors enter the ring individually and drive a short course of defined elements in order at prescribed paces.

1. Specifications:

- a. To be judged on the driver's skill: use of aids, control of the horse(s), accuracy, quality of transitions and gaits, with additional consideration of impressions of the turnout and driver.
- b. Tests – All the entries will complete a number of prescribed elements from memory and in order (between 8 and 12 elements are recommended).
- c. Entries must follow the designated track without deviation keeping red markers on their right and white markers on their left. Numbered or lettered markers, such as posts, single cones, cones set at minimum 80 inches (2.0m), or natural elements, such as trees, shall be used to indicate the sequence and starting point of each element. Unless otherwise specified, elements begin when the horse's nose reaches the marker.
- d. Management may use one of the Super Reinsmanship Tests 1-3 or may design a suitable test to be used.
- e. Tests must be posted at least 1 hour before the start of the class.
- f. Position and Aids – The driver should be seated comfortably on the box so as to be relaxed and effective. Either the one- or two-handed method of driving is acceptable. Common to both methods, contact with the horse's mouth should be maintained with an elastic, supportive hand. Drivers should not be penalized or rewarded for using one style over another.
- g. The use of the whip and the voice are important aids in driving and should be used effectively and discreetly.

2. Scoring

- a. The entry receives numerical scores between 0-10 for:
 - Each element – on use of aids, control of the horse(s), accuracy, quality of transitions and gaits. (Maximum total score = 10 x number of elements)
 - Overall Impression – of the turnout on the condition and fit of the harness and vehicle, neatness of attire. (Maximum total score = 10)
 - General Impression – of the driver on posture, relaxation, confidence and effectiveness. (Maximum total score = 10)
- b. Perfect Score = 10 x total number of elements + 10 for General Impression + 10 for Overall Impression.
- c. Ties are decided by the total of Overall Impression and General Impression scores.

d. 9. The scale of marks:

10 – Excellent	9 – Very Good	8 – Good	7 – Fairly Good	6 – Satisfactory
5 – Marginal	4 – Insufficient	3 – Fairly Bad	2 – Bad	1 – Very Bad
0 – Not Executed *				
**“Not executed” means that nothing of the required movement has been performed.				

- e. The judge may state the reason on the score sheet for each mark.
- f. Scoring: half-points may be used for scoring all elements.

3. Penalties

a. Off-Course

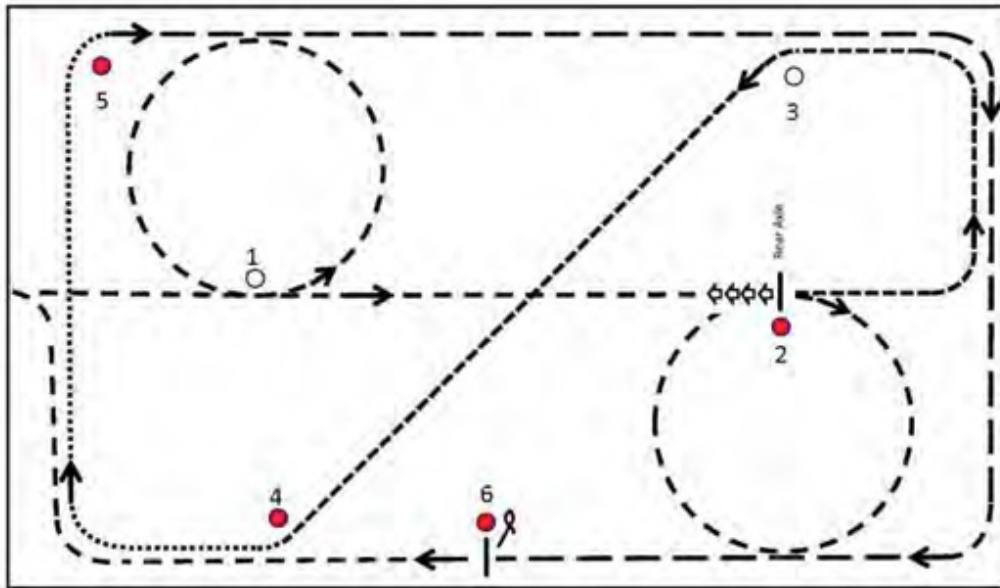
1. Failure of the turnout (all horses and entire vehicle) to pass on the correct side of a marker or dislodging any

CP - CARRIAGE PLEASURE DIVISION

parts of a marked gate: 5 points subtracted from total score.

2. Significant deviation from the designated track: 5 points subtracted from total score per occurrence.
 3. When an element is driven out of sequence, the judge will signal the entry and indicate the error. Drivers should resume the test from where the error occurred. 10 points subtracted from total score per occurrence.
- b. Entries will be eliminated for:
1. Outside assistance
 2. Failure to carry a whip in hand
 3. Failure to start the test within one minute of the signal to proceed or starting before the signal

Super Reinsmanship Test #1



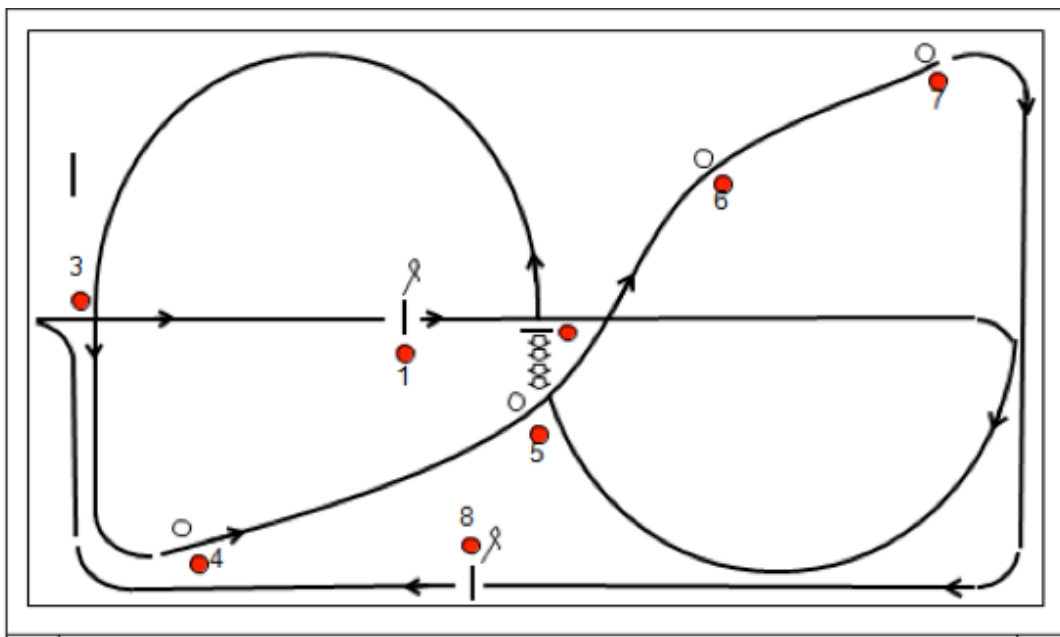
1.	Enter at Working Trot. At Marker 1, circle left 20 meters.	
2.	Working Trot to Marker 2, circle right 20 meters.	
3.	Halt with the (rear) axle at Marker 2 for 5 seconds. Rein back 4 steps, walk forward until the rear axle is even with Marker 2.	
4.	Develop Slow Trot, continue to rail, track left to Marker 3 and continue Slow Trot on diagonal to Marker 4.	
5.	At Marker 4, develop Working Walk, continue to the rail. Track right to Marker 5.	
6.	At Marker 5, develop Strong Trot and continue on the rail to Marker 6.	
7.	At Marker 6, Halt. Salute.	
8.	Leave arena at Working Trot.	
9.	Overall Impression of the turnout on the condition and fit of the harness and vehicle, neatness of attire.	
10.	General Impression of the driver on posture, relaxation, confidence and effectiveness.	

Each element will receive a numerical score of 0-10. Perfect Score = 100.

10 – Excellent	9 – Very Good	8 – Good	7 – Fairly Good	6 – Satisfactory
5 – Marginal	4 – Insufficient	3 – Fairly Bad	2 – Bad	1 – Very Bad
0 – Not Executed *				
*“Not executed” means that nothing of the required movement has been performed.				

Note: This test is designed for a 40m x 80m dressage arena. Organizers may adjust the test accordingly for different size and shape arenas.

Super Reinsmanship Test #2



1.	Enter at Working Walk. At Marker 1, Halt. Salute.	
2.	Proceed at Working Trot, tracking right at the rail. Half circle to the right to Marker 2	
3.	At Marker 2, Halt	
4.	At Marker 2, Rein back 4 steps, walk forward to Marker 2.	
5.	At Marker 2, develop Slow Trot, continue half circle to the left to Marker 3.	
6.	At Marker 3, develop Strong Trot and continue through Gates 4, 5, 6 and 7.	
7.	After passing through Gate 7, develop Working Trot and continue on the rail to Marker 8.	
8.	At Marker 8, Halt, Salute. Leave arena on the rail at a Working Trot.	
9.	Overall Impression of the turnout on the condition and fit of the harness and vehicle, neatness of attire.	
10.	General Impression of the driver on posture, relaxation, confidence and effectiveness.	

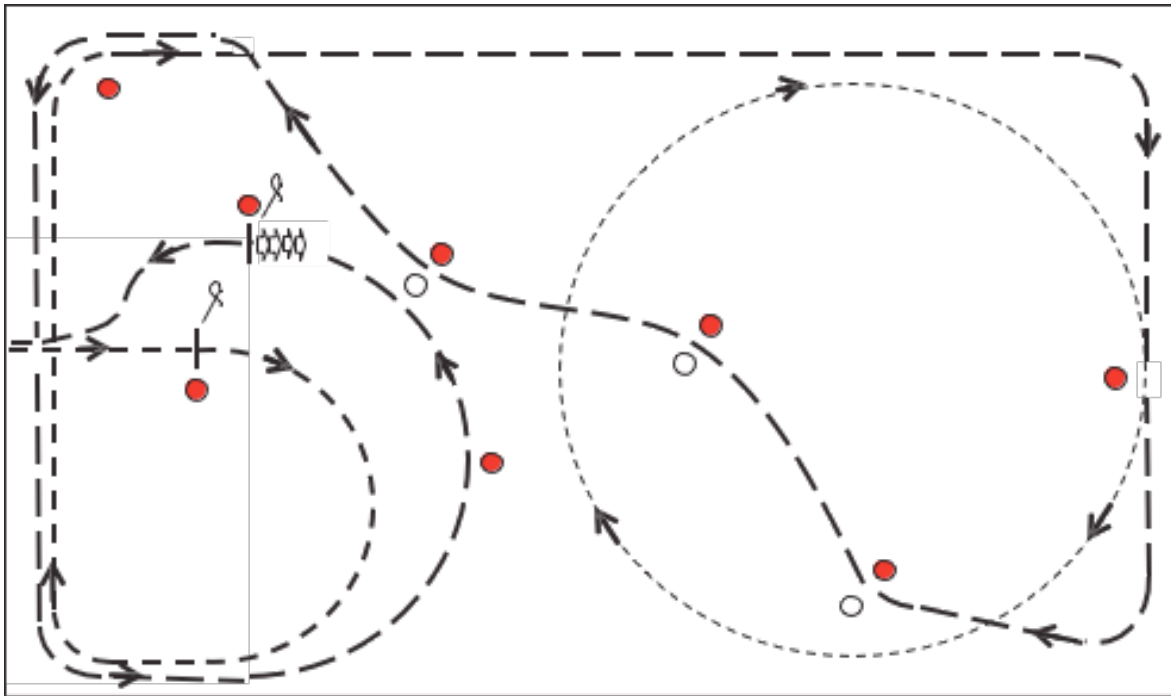
Each element will receive a numerical score of 0-10. Perfect Score = 100. Scale of marks

10 – Excellent	9 – Very Good	8 – Good	7 – Fairly Good	6 – Satisfactory
5 – Marginal	4 – Insufficient	3 – Fairly Bad	2 – Bad	1 – Very Bad
0 – Not Executed *				

*“Not executed” means that nothing of the required movement has been performed.

Note: This test is designed for a 40m x 80m dressage arena. Organizers may adjust the test accordingly for different size and shape arenas.

Super Reinsmanship Test #3



1.	Enter at Working Walk. At Marker 1, Halt. Salute.	
2.	Track Right at Working Walk to rail, continue to Marker 2	
3.	At Marker 2, Working Trot along the rail to Marker 3	
4.	At Marker 3, Slow Trot circle, approximately 40 meters.	
5.	At Marker 3, Strong Trot and continue through Gates 4, 5, and 6 to the rail.	
6.	At the rail develop Working Trot, track left and continue to Marker 7	
7.	At Marker 7, continue Working Trot to Marker 8, Halt 5 seconds.	
8.	Rein back 4 steps, Walk forward. Halt. Salute. Leave arena at Working Trot.	
9.	Overall Impression of the turnout on the condition and fit of the harness and vehicle, neatness of attire.	
10.	General Impression of the driver on posture, relaxation, confidence and effectiveness.	

Each element will receive a numerical score of 0-10. Perfect Score = 100. Scale of marks:

10 – Excellent	9 – Very Good	8 – Good	7 – Fairly Good	6 – Satisfactory
5 – Marginal	4 – Insufficient	3 – Fairly Bad	2 – Bad	1 – Very Bad
0 – Not Executed *				
*“Not executed” means that nothing of the required movement has been performed.				

Note: This test is designed for a 40m x 80m dressage arena. Organizers may adjust the test accordingly for different size and shape arenas.

SUBCHAPTER CP-13 CLASS SPECIFICATIONS: COMBINATION CLASSES

CP 226 Introduction for Combination Classes

In combination classes the driver is asked to drive for a portion of the class and then to ride for the remainder of the class.

CP227 General Rules

1. The entry must be shown by the same person in all sections or by one in the drive section and another in the ride section(s) at management's discretion. The conditions must be clearly explained in the Omnibus/Prize List.
2. Up to two grooms or attendants may assist with unharnessing and saddling.
3. The judge may not request entries to be re-harnessed after performing under saddle.
4. The judge may allow vehicles to remain in the arena or request that they be removed. If vehicles are removed, additional attendants may enter the arena to assist. If allowed to remain in the arena, a groom is permitted to attend the vehicle and wheel horse in a sporting tandem class.
5. Where protective headgear is required, it is the responsibility of the competitor (or parent or guardian in the case of a junior competitor) to see that the headgear complies with the current safety standards and is properly fitted and in good condition. (See GR801)
6. In combination hunter and sporting tandem classes, jumps must be adjusted for horses and ponies, regardless of whether they are competing separately or one against the other. Ponies jump 2'-2'6" and horses 2'6"-3'. (See CP114)
7. Riders must be provided a practice jump prior to any class in which jumping is required. A diagram of the course must be posted at least one hour before class time.

CP228 Drive and Ride

Single horse to be shown in two concurrent sections:

1. In Harness: To be shown to a suitable pleasure driving vehicle, both ways of the arena at a walk, slow trot, working trot, and strong trot. To stand quietly and to rein back.
2. Under Saddle: To be shown both ways of the arena at a walk, trot, and canter. To stand quietly and to rein back.
3. To be judged:
 - 50% on performance, manners, way of going and suitability in harness.
 - 50% on performance, manners, and way of going under saddle.

CP229 Combination Hunter

A Single horse entry to be shown in two or three successive sections:

1. In Harness: To be shown to a suitable pleasure driving vehicle, both ways of the arena at a walk, slow trot, working trot, and strong trot. To stand quietly and to rein back.
2. Under Saddle: To be shown under saddle both ways of the arena at a walk, trot, canter, and hand gallop. To stand quietly and to rein back. Additional tests may include mounting and dismounting, opening a gate, etc.
3. Over Fences: To be shown over a course of no more than four fences (combinations are not permitted). Protective headgear must be worn (see GR801).
4. To be judged:
 - 40% on performance, manners, way of going and suitability in harness.
 - 30% on performance, manners and way of going under saddle.
 - 30% on hunting performance over fences.

- Show organizers may omit the Under Saddle section, in which case the following percentages shall apply:
- 50% on performance, manners, way of going and suitability in harness.
- 50% on hunting performance over fences.

CP230 Sporting Tandem

In Sporting Tandem classes, the leader and wheel horse need not be matched as to color, size, way of going or breed. To be shown in two successive sections:

1. In Harness: To be shown to a suitable tandem vehicle with leader wearing a hunting saddle, hunting bridle and breast collar. To be shown both ways of the arena at a walk, slow trot, working trot and strong trot. When the wheel horse is performing the required trot gaits, the leader may be allowed to canter. To stand quietly, and to rein back. Entries may be asked individually to execute a figure of eight.
2. Under Saddle: The leader to be shown under saddle both ways of the arena at a walk, trot, canter, and hand gallop. To stand quietly and to rein back. Entries may be asked individually to jump two fences. Protective headgear must be worn (see GR801).
3. To be judged:
 - 60% on performance, manners and way of going in harness.
 - 40% on performance, manners and way of going under saddle.

SUBCHAPTER CP-14 CLASS SPECIFICATIONS: CONCOURS D'ELEGANCE & CARRIAGE DOG CLASS

CP231 Concours d'Elegance

An entry may drive Hors de Concours (HC) in any competition at the discretion of the organizer/manager. Whichever method is to be used, it must be clearly explained in the Omnibus/Prize List.

1. The class may be judged:
 - a. As a separate class
 - b. In conjunction with a specific class or classes or pleasure drives as designated by the organizer.
 - c. By overall impression throughout the competition
2. The entry fee for the class remains the option of the management, however, if the class is judged on an overall impression throughout the competition, it is recommended that no entry fee be charged and all participants be eligible.
3. Management may invite a local dignitary or celebrity to act as an honorary judge, and a licensed judge may also be in the ring.
4. The essence of the competition is the word "Elegance." The winner will be the turnout which, in the opinion of the judge, presents the most elegant effect. This will include vehicle, harness, appointments, horse(s), driver, passengers, grooms, etc., but above all, general impression is most important. Vehicle and harness may be inspected to ensure thoughtful restoration and careful maintenance. Attention will be paid to the personal appearance of the driver, grooms, and passengers as it contributes to the overall picture. Period costumes are definitely prohibited, unless otherwise stated in the Omnibus/Prize List. Performance will not be judged unless it detracts from the elegance of the turnout.

CP232 Carriage Dog Class

1. Judged primarily on suitability of the dog to serve as a companion (maximum one dog per vehicle). To be judged both ways in the arena at a walk, slow trot and working trot.
 - a. The dog should be standing, lying down or seated on the vehicle or should run behind, beside or at the axle of

CP - CARRIAGE PLEASURE DIVISION
the vehicle.

- b. The dog must be under control at all times.
 - c. The dog must not be led on the ground from the vehicle or be restrained by being tied to the vehicle, driver or passenger.
 - d. The driver should not hold the dog, and the dog should not interfere with the driver in any way.
2. The dog may be of any breed.
3. To be judged
- 60% on the suitability of the dog to serve as a companion.
 - 30% on the performance, manners and way of going of the horse(s)
 - 10% on the overall impression of the turnout, including the dog.
 - 9. Entries with a dog clearly not under control may be eliminated.
4. As a variation, the spectators, in the form of applause, may judge this class. The judge would stand behind each entry and raise a hand, asking the spectators to respond. If this method of judging is to be used, it must be so stated in the Omnibus / Prize List.

CP233 Picnic Class

1. A class in two sections: a performance section and a staging section.
2. A picnic appropriate to the turnout and number of participants must be carried on the vehicle. All picnic participants must be on the carriage during the ring section of the class and be present in the staging section.
3. Percentages may be adjusted by the Organizer provided the percentages are published in the Prize List/Omnibus.
4. Performance section - 25%
 - a. To be judged both ways of the ring at a walk, slow trot and working trot. Not to be asked for a strong trot. Park gaits (see CP210.11) may be used if specified in the Prize List/Omnibus. May be asked to rein back. To stand quietly in the lineup.
 - b. To be judged on performance, manners, overall impression.
5. Staging section - 75%
 - a. At the conclusion of the ring section, competitors will be directed to the staging area to unhitch and set up a picnic. Horses to be taken to the stable area. The picnic will then be judged as part of the class. Staging area may include tables and chairs for use by each turnout.
 - b. To be judged on quality of picnic presentation. *BOD 1/16/16 Effective 2/1/16*

SUBCHAPTER CP-15 CLASS SPECIFICATIONS: PLEASURE OBSTACLE DRIVING

It is recommended that Management provide a scribe for the judge in all obstacle classes

CP234 Attire

Drivers should dress appropriately when competing in any Pleasure Driving class including obstacles. This should be show attire unless otherwise specified in the Omnibus / Prize List (CP 207.)

CP235 Participation

1. A horse may not be entered more than once in the same obstacle class, except as part of a **pair or** multiple.
2. A groom/passenger may compete as a driver on the same course.
3. For Schooling entries, see CP237. *BOD 1/16/16 Effective 2/1/16*

CP236 Course Walk

1. Drivers must be allowed time to walk the course prior to the start of a class and to inspect each obstacle.
2. While walking the course, drivers shall not alter, adjust, or in any way move an obstacle, or any part thereof. Should

a competitor have any question regarding a specific obstacle, he should call it to the attention of the technical delegate for clarification and/or adjustment.

CP237 Schooling

1. A practice obstacle must be provided for use in a specified area. Times for the use of the area may be controlled by management.
2. Unless expressly permitted by the Organizer, driving, leading, or riding horses on any course used for competition at any time prior to or after the competition is prohibited. Failure to comply incurs elimination.
3. Within any division, schooling entries may be allowed at the discretion of the Organizer as published in the prize list. These entries are not eligible for competition and will receive no score or placing in any class. At the discretion of the organizer, a horse and/or driver may drive as a Schooling Entry on the same courses used in competition after they have competed those courses.

CP238 The Course

See Appendix CP-B. Example of Obstacles

1. The course may consist of Start and Finish markers, decorative materials and driveable obstacles consisting of number markers and paired cones or other materials such as rails, fence panels, barrels, etc. Cone pairs may be numbered with red and white markers placed on the cones themselves.
2. Unless otherwise specified in class rules, each obstacle on a prescribed course must be numbered consecutively and marked red on the right, white on the left (exceptions, Scurry, Pick Your Route and Gambler's Choice classes). In Reverse Psychology Obstacles, Double Jeopardy Obstacles classes, a different-colored set of numbers may be placed to indicate the required "reverse" course. Any obstacle that cannot be clearly marked, for example, a figure of eight or an obstacle that requires a reinback, must have a clearly drawn pattern explaining the correct entrance, exit and required path on the course diagram. Within courses that consist of numbered obstacles, it is suggested that the number of an obstacle should be visible from the obstacle before it; i.e., #3 from #2. Only in Gamblers Choice Obstacles classes are point values displayed.
3. Obstacles requiring a halt or a reinback are not permitted except in a Gambler's Choice Obstacles class.
4. If any part of an obstacle is, at any time, disturbed or dislodged out of its sequence or if any obstacle or start or finish line is driven in reverse direction, out of sequence or driven twice, it will be considered driven incorrectly and be scored under the rules for each specific class. See exceptions regarding the correct driving of the start and finish lines for Scurry Obstacles, Pick Your Route Obstacles, Gambler's Choice Obstacles and Double Jeopardy Obstacles classes.
6. When a disturbance or dislodgement occurs at a complicated obstacle (figure of eight, U-turn, L-turn, etc.), the intended pattern must be completed as closely as the disturbance or dislodgement will allow or the obstacle will be considered driven incorrectly and scored under the rules for each specific class.
7. An obstacle course will be considered "different" if its pattern is reversed or its obstacle sequence is altered (30% or more of the obstacles have their sequence changed or reversed) or 30% or more of the obstacles are new to the course. Removing or adding obstacles at the beginning or end of a diagrammed pattern does not constitute a course change.
8. A course diagram and applicable time allowed must be posted at least two hours before the start of the class.
9. Start and finish lines for all obstacle courses should be a minimum of 10 feet (3 meters) wide.

CP239 Width of Obstacles

1. The track width is measured at ground level on the widest track width of the vehicle. An allowance may be added

CP - CARRIAGE PLEASURE DIVISION

for pair or multiple horses that are wider than the wheel width of the vehicle. *BOD 1/16/16 Effective 2/1/16*

2. Clearances

a. Suggested obstacle clearances:

- Classes emphasizing precision 8"-10" (20-25 cm)
- Classes emphasizing speed 12"-16" (30-40 cm)
- Four-in-hand classes 16"-20" (40-50 cm)

b. Junior, Maiden, Novice and Limit classes may benefit from wider clearances. For classes that emphasize speed, it may suit local conditions to use one wide clearance for all entries, such as 80 inches (200 cm.).

3. Following are minimum clearances for multiple obstacles:

- L-shaped obstacle 12 ft (3.6 m)
- U-shaped obstacle 12 ft (3.6 m) in & 15 ft (4.5 m) out

4. The metric conversion chart shown below is given as a guide for the use of management and/ or course designer.

In this way, either system of measuring can be used depending on the equipment available.

Metric Conversion Chart

WHEN YOU KNOW	MULTIPLY BY	TO FIND
Hands	4	Inches
Inches	2.54	Centimeters
Centimeters	0.3937	Inches
Yards	0.9	Meters
Meters	3.281	Feet
Feet	0.3048	Meters
Miles	1.609	Kilometers
Kilometers	0.6214	Miles
Pounds	0.4536	Kilograms
Kilograms	2.205	Pounds

CP240 Measurement of Obstacles

1. For “traffic cones,” adjustment is made as follows:

- a. The track width of each vehicle should be taken at the ground on the widest pair of wheels. The allowance is added and the cones aligned and adjusted from corner to corner. (See illustration below.) This allows the greatest distance between the corner of the base and the upright portion of the cone. The taper of the cone provides clearance for normal hubs or whiffle trees or splinter bars.
- b. If a whiffle tree or splinter bar or the wheel hubs prove to be too wide for this arrangement, the cones **must** be adjusted using the **widest** measurement plus the appropriate allowance, measured at a height on the cone at the same height that the **widest part** is above the ground. (See illustration below.) *BOD 1/16/16 Effective 2/1/16*

Illustration of Cones



2. On markers with perpendicular sides, adjustment for the widest part of the vehicle at the highest part of the marker may be made.
3. Care should be taken when numbers are placed to ensure that the numbers do not protrude inside the markers where they might be disturbed without hitting the obstacle itself.
4. It is the responsibility of the Technical Delegate to ensure that each set of markers is properly adjusted.

CP241 Time Allowed

1. Obstacle courses should be accurately measured with a measuring wheel, if possible, or tapeline.
2. The Time Allowed is calculated by dividing the course measurement by the set speed for each class. A driveable line from obstacle to obstacle should be followed when determining the course length.

3. Suggested Speeds

SUGGESTED SPEEDS FOR CALCULATION OF OBSTACLE COURSE TIME ALLOWED		
Singles and pairs (VSE)	590 feet per min.	180 meters per min.
Singles	725 feet per min.	220 meters per min.
Pairs	725 feet per min.	220 meters per min.
Tandem and Four-in-hand Horses	650 feet per min.	200 meters per min.
Tandem and Four-in-hand Ponies	620 feet per min.	190 meters per min.
Tandem and Four-in-hand VSE	560 feet per min.	170 meters per min.

4. Time Limits are twice the Time Allowed.

5. Any obstacle class in which placings are decided using a total time does not require calculating a “time allowed.”

A time limit may be set at management’s discretion, allowing a reasonably easy speed required to complete the course, keeping in mind the tightness of turns and limitations of the arena.

CP242 Timing

1. Timing with Stopwatches – Time is taken from the moment the first horse’s nose crosses the starting line until the first horse’s nose crosses the finish line, except where indicated in class specifications, i.e., Fault and Out, Progressive, etc.
2. Timing with Electronic Timers – time is taken from the moment the photo cell beam is broken (by the first part of the turnout to reach the starting line) until the beam is broken at the finish.
3. Timing a Stop – If it becomes necessary to stop a competitor for any reason (marker blown over, unauthorized animal or person on course, etc.) a signal will be given and time stopped. The driver will be allowed to go back far enough to regain momentum and wait. A signal will be given when the driver must resume the course. The timing watch will be restarted when the competitor reaches the point at which time was stopped.
4. Signals from the judge to the driver should be audible signals such as a whistle, horn or bell.
5. Course time must be recorded manually or electronically to the hundredths of a second.

CP243 Disobedience

Disobediences are penalized as stated in the individual class specifications. They are defined as follows:

1. A run-out is defined as evading an obstacle to be driven or the start/finish line.
2. A refusal is defined as stopping and stepping back or sideways before an obstacle
 - a. Stopping in front of an obstacle without dislodging it and without backing up followed immediately by driving cleanly through is not penalized.
 - b. If the halt is prolonged or if the horse backs even a single step voluntarily or not, a refusal is incurred.
 - c. If, in the commission of the refusal, any part of an obstacle is disturbed and class specifications require repair or resetting, the procedure outlined in CP241 will apply.

CP244 Off-Course (See also CP238)

1. Unless otherwise specified in individual class rules, a driver is off-course when driving an obstacle in the incorrect sequence or direction or when failing to drive a required obstacle.
2. For a Start or Finish line or an obstacle to be completed, the entire turnout (all horses and all wheels of the vehicle) must pass through the obstacle or the start/finish markers.
3. Straddling an obstacle marker, regardless of an actual disturbance, will be scored as a dislodgment.
4. Straddling a Start or Finish marker will be considered off course.

CP245 Ties in Placing

1. Unless otherwise specified in individual class rules:
 - Low total time basis – For classes determined on a low total time basis, the competitor with the lowest course fault total will be placed ahead of competitor with higher course fault totals.
 - Low fault basis – For classes determined on a low fault basis, the competitor with the fastest time will be placed ahead of the competitor with a slower time.
2. High point basis - For classes determined on a high point basis, the competitor with the fastest time will be placed ahead of the competitor with a slower time.
3. In either case, if a tie still remains, the tie may be decided by the flip of a coin, if all parties agree. If not, a work-off will be conducted. (CP217.4)
4. If two entries under the same ownership are tied, the owner may designate the order of finish.
5. Any competitor who advises the judge that he will not participate in a drive-off shall be placed last of the competitors in that drive-off. Should more than one of the tied competitors elect not to participate, all those not participating shall remain tied among themselves. Should there be only one remaining competitor, he is required to attempt at least the first obstacle in order to be placed first in the drive-off.
6. Except in the Fault-and-Out Obstacles class, when two or more competitors incur elimination during a drive-off, they remain tied regardless of the cause of elimination or point at which it occurred. A competitor who voluntarily withdraws must always be placed after a competitor who has been eliminated in the same drive-off.

CP246 Salute

No salute is required before competing in any Obstacle Driving Class.

CP247 Penalties

1. Unless otherwise specified, these penalties will apply to all Time and Specialty Obstacle classes. Additional penalties will apply as specified in individual class rules. (See CP211 for definitions of Break in Gait).

PLEASURE DRIVING OBSTACLE PENALTIES	
Knocking over start or finish marker	5 seconds
Knocking down or dislodging obstacle	5 seconds
Break to canter (CP211)	
1st break to canter	5 seconds
2nd break to canter	5 seconds
3rd break to canter	5 seconds
4th break to canter Prolonged canter	Elimination
Disobedience or groom(s) dismounting (cumulative over course) (CP209)	
1st incident	5 seconds
2nd incident	10 seconds
3rd incident	Elimination
Starting before signal (CP235)	Elimination
Failure to cross starting line within one minute of signal(CP235)	Elimination
Off-course (CP244)	Elimination
Outside assistance (CP235)	Elimination
Failure to carry whip (CP207)	Elimination
Use of a tie-down or overcheck (CP207)	Elimination
Breakage of harness or vehicle (CP235)	Elimination
Exceeding time limit (twice time allowed)	Elimination
Entries that overturn	Elimination
Failure of entire entry to pass through start or finish markers (CP244)	Elimination

CP248 Timed Obstacles

1. To be driven over a prescribed course of obstacles. The number of obstacles is to be proportionate to the dimensions of the driving area. Not to exceed 20 obstacles.
2. After passing the starting line, the driver shall proceed through each obstacle in order to the designated finish line.
3. Course faults are assessed as penalty seconds and are added to the driver's elapsed time.
4. Placings are determined on a low total time basis. (see CP245)

CP249 Specialty Time Competitions

1. Scurry Obstacle

- a. To be driven over a course of unnumbered obstacles consisting of cones and balls, or the equivalent, not to exceed 10 obstacles.
- b. After passing through the Start markers from any direction, the driver shall proceed through each obstacle from any direction, in any order. Each obstacle must be driven once. Upon completion of the course, the driver must pass through the Finish markers from any direction, where time will be taken.
- c. Refusals and run-outs will not be penalized.
- d. Course faults will be scored as penalty seconds and added to the driver's elapsed time.
- e. Placings will be determined on a low total time basis. Ties for first place will be broken by a drive-off, unless otherwise stated in the Omnibus/prize list.

2. Town and Country Obstacles

Same rules as CP 248, Time Competitions with the following exceptions: Obstacles are set at 80 inches (2.0m) for all competitors. At least 30% of the obstacles must not be a pair of cones, but instead an obstacle that could be encountered while out driving through town or country; i.e., mailbox and cones, trash barrel and cone, flagpole and a cone, fence section and cone, bridge, poles set like guardrails, wood piles, artificial animals (these should be set at a distance from a pair of cones to avoid frightening animals).

3. Double Jeopardy Obstacles

- a. To be driven over a prescribed course of obstacles (paired markers) by an entry with two drivers. 8-10 obstacles are recommended as a course length, but the number may be adjusted to be proportionate to the dimensions of the driving area.
- b. After passing through the Start markers, the first driver shall proceed through each obstacle and through the designated Finish markers for the first course and come to a halt. The time is stopped until the second driver takes the reins and whip. Only after there is complete control of the reins and whip may the second driver proceed. Beginning with the designated Start markers, the time is continued for the reverse course, continuing through the obstacles in reverse order and in the reverse direction and through the designated Finish markers for the reverse course. It is recommended that a different colored set of numbers be placed to indicate the required "reverse" course.
- c. Failure to come to a halt before the exchange of reins and whip will incur elimination.
- d. Course faults are as listed in CP247, Penalties. Course faults are scored as penalty seconds and are added to the driver's elapsed time.
- e. Placings are determined on a low total time basis.
- f. Entries may be stopped by a signal from the judge before driving through the designated Start markers for the reverse course to allow dislodged/disturbed obstacles to be rebuilt. See CP241.

4. Reverse Psychology Obstacles

- a. To be driven over a prescribed course of obstacles (paired markers). 8-10 obstacles are recommended as a course length, but the number may be adjusted to be proportionate to the dimensions of the driving area.
- b. After passing through the Start markers, all the obstacles shall be driven in the correct sequence. After completing the highest-numbered obstacle, the driver will then turn and drive that obstacle in the reverse direction and continue to drive all the remaining obstacles in reverse order and in the reverse direction and through the Finish markers where timing will stop.
- c. Course faults are as listed in CP247, Penalties. Course faults are scored as penalty seconds and are added to the driver's elapsed time. Placings are determined on a low total time basis.
- d. Entries may be stopped by a signal from the judge after completing the highest-numbered obstacle to allow dislodged/disturbed obstacles to be rebuilt. See CP241.

5. Pick Your Route Obstacles

- a. To be driven over a course of obstacles (paired markers) with no set route. The number of obstacles to be proportionate to the dimensions of the driving area. Not to exceed 20 obstacles.
- b. Typically, obstacles in this type of class are not measured for each entry but are set at 80 inches (200 cm) at the start of the competition, and only reset in the event of a knockdown.
- c. After passing through the Start markers, the driver shall proceed through each obstacle to the designated Finish markers, choosing his own route. Each obstacle and the start and finish lines may be **approached** from either direction. **Driving an obstacle more than once or through the Start/Finish lines out of sequence will be considered off course. BOD 1/16/16 Effective 2/1/16**
- d. Course faults are listed in CP247, Penalties. Course faults are scored as penalty seconds and are added to the

CP - CARRIAGE PLEASURE DIVISION
driver's elapsed time.

e. Placings are determined on a low total time basis.

6. Your Route/My Route Obstacles

- a. To be driven over a course of 10 numbered obstacles (paired markers) consisting of cones and balls..
- b. The suggested minimum obstacle clearance is 80 inches (200 cm) for paired markers and a minimum of 12 feet (3.6 m) for multiple obstacles such as "L" and "U" shapes.
- c. Your route: After passing through the start markers, the driver shall drive through all 10 obstacles in the correct sequence and direction.
- d. My route: After completing the #10 obstacle, the competitor will continue, without passing through the Start/ Finish markers by driving all obstacles a second time in any sequence and in either direction. Time will be taken when passing through the Finish markers in either direction.
- e. Entries may be stopped by a signal from the judge after completing the #10 obstacle to allow dislodged/disturbed obstacles to be rebuilt. See CP241.
- f. Course faults are assessed as penalty seconds and are added to the driver's elapsed time.
- g. Placings are determined on a low total time basis. Ties for first may be decided by a drive-off (unless otherwise stated in the Omnibus/ Prize/List.
- h. Omitting an obstacle or driving an obstacle twice in the second half of the round results in Elimination. Passing through the Start and Finish markers more than one time will be considered "off course."

CP250 High-Point Competitions

1. Unless otherwise specified, these penalties will apply where applicable to all High-Point Competitions.
2. Additional penalties will apply as specified in individual class rules.
3. Penalties

PENALTIES IN HIGH-POINT COMPETITIONS	
Starting before the signal	Elimination
Failure to cross start line within one minute	Elimination
Outside assistance	Elimination
Failure to carry a whip (Article 207.2)	Elimination
Use of a tie-down or overcheck	Elimination
Breakage of harness or vehicle	Elimination
Entries that overturn	Elimination
Prolonged canter	Elimination
Failure of entire entry to pass through Start or Finish markers	Elimination
Off course	Elimination

1.Fault and Out Obstacles

- a. A timed course of numbered obstacles to be driven at the trot. The number of obstacles to be proportionate to the dimensions of the driving area and not to exceed 10 obstacles.
- b. After passing through the Start markers, the driver shall proceed through each consecutively numbered obstacle, in order, until the allowed time expires (suggested time, 90 seconds to two minutes), or until an obstacle is dislodged or a disobedience occurs.
- c. If all the obstacles are driven cleanly before the allowed time expires, the driver will begin the course again, starting with obstacle #1, without having to pass through the Start markers.
- d. Two points will be scored for each obstacle cleared before the allowed time expires, a disobedience occurs or an

obstacle is dislodged.

- e. When the allowed time expires, a disobedience occurs or an obstacle is dislodged, a signal will be given. The driver shall then proceed through the next consecutively numbered obstacle. The time will be taken when the rear axle clears this obstacle. If that obstacle is cleared, one point is scored. If it is dislodged, no points for that dislodged obstacle are scored, but the time is still taken.
- f. For the purposes of scoring, a disobedience (refer to CP211 (Break in Gaits)) is considered a dislodgement of the attempted obstacle.
- g. Going off course or dislodging a Start marker will incur elimination. Passing through the Start markers more than one time is not considered "off course."
- h. The score of a driver who fails to drive the next consecutively numbered obstacle after the whistle is blown shall count, up to the point where the signal is given, but the competitor must be placed after those with an equal score and time.
- i. Placings will be determined by the greatest number of points.
- j. Points and Penalties (CP249)

2. Progressive Obstacles

- a. To be driven at the trot over a course of six numbered obstacles which will be adjusted to the following clearances:
 #1 – 20", #2 – 16", #3 – 12", #4 – 8", #5 – 4", #6 – 2" or
 # 1 – 51cm, #2 – 41cm, #3 – 30cm, #4 – 20cm, #5 – 10cm, #6 – 5cm.
- b. After passing the starting line, the entry shall proceed through each obstacle, in order, until finishing the course or dislodging an obstacle.
- c. Scoring
 - Time to be recorded when the rear axle clears the last obstacle. Points accumulated to that point count.
 - Time to be recorded when an obstacle is dislodged. Points accumulated to that point count.
 - For a disobedience or for going off course, points accumulated to that point count; however, no time will be recorded.
 - Two points given for each set of cones cleared. No points given for dislodged obstacle.
 - Placings determined on a high-point basis.
 - For ties, refer to CP 245
 - Entries with accumulated points and no recorded time are placed after those with equal points and recorded times.
- d. Penalties

PENALTIES IN PROGRESSIVE OBSTACLES	
Dislodging an obstacle	Accumulated points and time recorded to that point
Break in gait (to canter or walk)	Accumulated points and time recorded to that point
Disobedience	Accumulated points count, no time recorded
Off course.	Accumulated points count Elimination
Groom(s) dismounting.	Accumulated points count, no time recorded

3. Gambler’s Choice Obstacles

- a. To be driven over a course of unnumbered obstacles, each carrying a specific point value.
- b. Each driver has the same allowed time to negotiate as many obstacles as possible. Each obstacle is assigned a point value according to its degree of difficulty and each driver tries to amass as high a score as possible within the time allowed.
- c. After passing through the Start markers, the driver may drive through the obstacles, in any order, from any

CP - CARRIAGE PLEASURE DIVISION

direction. Each obstacle may be driven twice, but not in succession. If driven a third time, no points will be awarded.

- d. No obstacle may be redriven once it has been disturbed. (Exception: obstacles which are designed to be knocked down.)
- e. No points will be awarded for an incorrectly completed obstacle. If the obstacle is incorrectly driven, but not disturbed, it may be attempted again.
- f. If a horse should refuse or run out at an obstacle without disturbing it, the driver may elect not to attempt it and may drive to another obstacle without penalty. The obstacle may be attempted later. If it is correctly driven the appropriate points will be recorded.
- g. A signal will sound at the end of the allowed time and the driver must then exit through the Finish markers where the total time on the course will be recorded.
- h. If the signal sounds when the competitor is committed to an obstacle, the competitor may complete the obstacle and receive the appropriate points, then proceed through the finish markers for total time to be recorded. Whether or not the competitor was committed to the last obstacle at the signal will be left to the discretion of the judge.
- i. Dislodging a start or finish marker will incur a penalty of 5% of the total points accumulated by the entry.
- j. Break to canter will be penalized as follows (incident penalties are cumulative):
 - 1st incident = 5% of total points accumulated
 - 2nd incident = an additional 5% of total points accumulated
 - 3rd incident = an additional 5% of total points accumulated
 - 4th incident = elimination

CP251 Fault Competitions

1. Cross Country Obstacles

- a. To be driven over a prescribed course of natural and/or artificial obstacles designed to simulate those that might be encountered on a country drive (i.e., bridges, water, log pile, farm animal pens, etc.) Obstacles should be designed to be easily driven and are not to simulate Combined Driving Obstacles. Obstacles must be clearly numbered.
- b. The suggested length of course is approximately 1 kilometer or 0.6 miles. Should the course design not allow judges to be able to see the entire course while judging, organizers may position spotters to observe and record course violations to be submitted to an event official for final scoring, and spotters will also serve as observers for safety during this class. Spotters should be able to communicate with an event official during the class. See CP241.3
- c. After passing through the Start markers, the driver shall proceed through each obstacle, in order, keeping within the limits of the designated course markers and passing through the designated Finish markers.
 - Placings will be determined on a low fault basis (ie. those with fewer faults finish ahead of those with more faults).
 - Course faults and one fault for each commenced second over the Time Allowed are added together for a total score.
 - The Time Allowed is to be calculated as per CP241.
 - Time will decide ties for those with equal fault totals.

d. Penalties:

PENALTIES FOR CROSS COUNTRY FAULT COMPETITION	
Exceeding time allowed (every commenced second)	1 fault
Knocking down or dislodging obstacle or course marker	4 faults
Break in gait to canter	5 faults
1st break to canter	5 faults
2nd break to canter	5 faults
3rd break to canter 4th break to canter	Elimination
Prolonged canter	Elimination
Disobedience or groom(s) dismounting anywhere on course (cumulative over course):	3 faults
1st incident 2nd incident 3rd incident	6 faults
1st incident 2nd incident 3rd incident	Elimination
Starting before the signal	Elimination
Failure to cross start or finish line	Elimination
Failure to cross start line within one minute	Elimination
Off course	Elimination
Exceeding time limit (2 x time allowed)	Elimination
Outside assistance	Elimination
Failure to carry a whip	Elimination
Use of a tie-down or overcheck	Elimination
Breakage of harness or vehicle	Elimination

2. Fault Obstacle

- To be driven over a prescribed course of numbered obstacles. The number of obstacles to be proportionate to the dimensions of the driving area. Not to exceed 20 obstacles.
- As this class should be considered a test of precision driving, it is suggested that the obstacles be set at minimum allowances if the level of competition warrants.
- After passing through the Start line, the driver shall proceed through each obstacle in order and through the Finish line.
- Placings will be determined on a low-fault basis (ie. those with fewer faults finish ahead of those with more faults).
 - Course faults and one fault for each commenced second over the Time Allowed are added together for a total score.
 - The Time Allowed is to be calculated as per CP 241.
 - Time will decide ties for those with equal fault totals.
- Penalties are described in (CP251)

SUBCHAPTER CP-16 CLASS SPECIFICATIONS FOR PLEASURE DRIVES

CP252 General

- In any Pleasure Drive, all horse classes should start first followed by all pony classes.
- On the course, repairs to the vehicle or harness may be made only by personnel actually riding on the vehicle. Outside assistance will incur elimination.
- It is recommended that competitors be excused after completing the Pleasure Drive and that awards be presented

CP - CARRIAGE PLEASURE DIVISION

later in the competition.

4. Dress should conform to CP111, Dress of Driver and Passengers and CP207, Turnout unless otherwise specified in the Omnibus/Prize List.
5. All rules of the road should be observed unless designated officials direct otherwise.

CP253 Course

1. Pleasure Drive courses must be carefully measured and the times accurately calculated.
2. All Start and Finish lines on the course must be clearly marked.
3. An accurate map indicating all pertinent course markings and directional changes and a listing of times allowed for each section must be made available to drivers prior to the opening of the course for inspection. A map and order of starting should be posted at least two hours before the start of the class.
4. Management has the choice of opening the course for inspection or running the Pleasure Drive “blind” (without course inspections). The option chosen must be clearly stated in the Omnibus/Prize List. If inspections are to be allowed, the times when the course will be open for inspection must be stated in the Omnibus/Prize List. No change in any part of a Pleasure Drive (course or time allowed) may be made after the posted inspection time without notifying every competitor.
5. It is recommended that Pleasure Drive courses over 6 miles or 10 kilometers include a 5- to 10-minute rest stop.
6. A briefing meeting prior to the start is helpful to clarify any local conditions that might affect the competitor’s performance.

CP254 Timing

1. The timing method must be clearly explained in the Prize List.
2. The course designer should take into consideration the terrain and road and path surfaces when calculating times allowed. It is the responsibility of the technical delegate to make adjustments when weather conditions dictate.
3. Suggested speeds are 8.7 mph (14 kph) for horses, 7.5 mph (12 kph) for Large ponies, 6.8 mph (11 kph) for Small ponies, and 5.6 mph (9 kph) for VSEs.

CP255 Observers on Course

1. The judge may, at his discretion, appoint assistants to be placed at strategic spots on the pleasure drive course to officially observe and mark traffic or other course violations. Each observer’s marked card must be submitted to the judge for final scoring.
2. In a walk section, official observers should be placed where the entire section may be easily seen in order to score breaks. It is recommended that there be a minimum of one observer for each 100-yard increment. Each observer must submit a marked card for his assigned area recording the number of breaks of gait for each competitor.

CP256 Spares

1. Spares must be carried on each vehicle during a pleasure drive. They are as follows:

Wheel wrench to fix axle nuts	Knife
Cooler or quartersheet for each horse	Leather punch
Length of rawhide, string or wire	Screwdriver
Rein splice or spare rein	Pliers
Trace splice or spare trace	Small hammer
Hame strap (if appropriate)	Hoof pick
Halter and lead shank pers hor	

2. One penalty point will be assessed for each item omitted. Complete omission of spares will receive 20 penalty points. Spares must be checked prior to the start of the Pleasure Drive. To insure that each vehicle actually carries

the required spares, provision for random recheck at either the rest stop or immediately following the drive may be made (if explained in the Omnibus/Prize List.)

CP257 Pleasure Drive Participation

If scheduling permits and except for courses that are to be driven without prior inspection:

1. A driver may not compete more than once in a Pleasure Drive class.
2. A groom/passenger with one entry may compete as a driver with another entry.
3. A driver with one entry may compete as a groom/passenger with another entry.
4. A horse may not compete in more than one Pleasure Drive per competition day unless appropriate conditions exist and approval for all horses to do so is given by the Technical Delegate.
5. Grooms may not stand behind the driver. If the vehicle does not permit the groom to sit behind the driver, permission must be obtained to allow the groom to sit beside the driver.

CP258 Pleasure Drive Penalties

Unless otherwise specified in class description, the following penalties apply to all Pleasure Drives. Additional penalties apply as per class descriptions.

PLEASURE DRIVE PENALTIES	
Spares: each item omitted	1 penalty point
Spares: complete omission	20 penalty points
Starting before the signal	Elimination
Failure to cross Start or Finish line	Elimination
Failure to cross Start line within one minute	Elimination
Off course	Elimination
Exceeding time limit (2 x time allowed)	Elimination
Outside assistance (other than a navigator/groom indicating the route.)	Elimination
Failure to carry a whip in hand at all times while driving	Elimination
Use of a tie-down or overcheck	Elimination
Racing or otherwise endangering another vehicle or spectator	Elimination
Deviating from a direct route, stopping or walking to achieve correct times	Elimination
Entries that overturn	Elimination
Failure of entire entry to pass through start or finish markers	Elimination
Failure to complete the course	Elimination
Prolonged canter or gallop	Elimination

CP259 Pleasure Drive – Turnout

Purpose: To give drivers the opportunity to turn out in their finest while competing in a Pleasure Drive.

1. Preliminary Judging: At the beginning of the class drivers will be observed by the judge in a ring at a walk, slow trot, working trot and strong trot. Horses will be asked to halt and rein back. At the judge's discretion, entries need only work one direction of the ring.
2. Pleasure Drive Course: At the conclusion of the preliminary judging, each class will be sent out on course (order of go and timing to be at management's discretion). Drivers are encouraged to carry a groom/navigator who may assist in pointing out the route, but may not handle the reins, whip, or brake. The designated course may be of any length with no time limit. Care should be taken in designing the course to consider the antique vehicle, and smooth tracks should be utilized when possible. The recommended gait is a trot, but the competitor may walk at his

CP - CARRIAGE PLEASURE DIVISION

pleasure. Canter is not permitted. Rules of the road must be obeyed, unless a uniformed police officer directs otherwise. Fitness may be checked at the conclusion of the drive by a veterinarian or, in his absence, by the judge and may be considered accordingly.

3. Final Judging: At the conclusion of the Pleasure Drive, entries may again be observed by the judge in a ring. The judge may, at his discretion, ask entries to work only one direction of the ring. If the judge decides to work horses in one direction only in the Preliminary or Final phases of the class, it is recommended that they work one direction at the beginning of the class and the other direction at the end.

4. Judging:

- 50% on overall impression and
- 50% on way of going.

Suitability of each entry as a pleasure to drive.

a. The following aspects will also be considered toward the overall impression:

- Horse – manners, way of going, condition, appropriateness and grooming.
- Harness – condition, appropriateness and cleanliness.
- Vehicle – condition, appropriateness and cleanliness.
- Driver – driving skills, posture, appropriateness and neatness of attire.

CP260 Pleasure Drive – Timed

Purpose: To allow the driver to compete against ideal time at both the walk and the trot. Simulated obstacles, not timed, may be added.

1. To be driven over a prescribed, measured course of any length (suggested length 3-6 miles or 5-10 kilometers), comprised of two sections – a trot section followed by a walk section. Each section will be scored independently on a penalty point basis.
2. Time Allowed in the trot section shall be calculated from the distance and required speed. (See CP241.3) Minimum Time will be 2 minutes less than the time allowed.
3. A “Buffer Zone” must be placed between the finish of the trot section and the start of the walk section to allow for the change in gait. The recommended distance is approximately 50 yards (50m).
4. The walk section of the timed Pleasure Drive should be 200-500 yards (200-500m) in length (400 yards (400m) recommended). Time Allowed in the walk section shall be calculated from the distance and required speed. Suggested speeds are 6 kph for horses, 5 kph for ponies. There is no Minimum Time in the walk section.
5. Obstacles may be added by management; however, it is encouraged that such obstacles be designed to promote safe driving while adding to the challenge of the event. Drivable openings in obstacles should not be less than 8 feet 3 inches (2.5 meters) wide and “escape routes” are encouraged. A maximum of four obstacles is allowed.
6. Obstacles are considered part of the course and are not timed, but must be driven correctly or the driver will be eliminated. Up to four lettered gates (pair of red and white markers) should be placed in the obstacle to lead the driver through. Gates must be driven in consecutive order. Once driven, a gate is considered “dead” and may be driven in any manner to get to the next gate.
7. Vet Check: If a veterinarian is available for the cross country, he must be at the finish. All horses should be observed as they pass over the finish line. Whether or not a physical check is made is left up to the veterinarian and management, but if one is planned, all horses must be checked at the same time interval (i.e., 10 minutes after finishing). Competitors should be encouraged to cool their horses during this time. Management should provide water for drinking and washing down. Any horse that does not complete the course in good form, in the opinion of the veterinarian, will be penalized 10 points and so advised. In the absence of the veterinarian, the judge may assess the vet penalties for any horses in obvious distress.

8. Scoring: There is no penalty for arriving at the finish between the Minimum Time and Time Allowed.
 - 1 penalty per second under the Minimum Time
 - 2 penalties per second over the Time Allowed
9. Ties: The judge shall determine the winner by selecting the horse most suitable to provide a pleasant drive. No entry which has received vet penalties may be placed over entries with no penalties.
10. Five penalties for each break in gait for 1st, 2nd and 3rd incidents, 4th incident incurs Elimination.

CP261 Pleasure Drive – Pace

Purpose: To test the driver on his skill in negotiating a cross-country drive at a prescribed pace (similar to a hunter pace).

1. To be driven over a marked course of any length (suggested length 3-6 miles or 5-10 km). The mid-point of the course is marked with a “half-way” marker.
2. Drivers are given the distance of the course and the speed they are to drive and they must try to come to the finish line exactly on time. See CP241.3
3. Walk Section: Management has the option of adding a walk section near the midpoint, not to exceed 0.6 mile (1 km). To be clearly marked with “walk” and “resume trot.”
4. Mandatory Trot: The last 0.6 mile (1 km) must be driven at the trot. The start of the trot shall be marked “mandatory trot.” *BOD 1/16/16 Effective 2/1/16*
5. One penalty is assessed for each second too early or too late. Five penalties for each break in gait to a canter or gallop as defined in (CP211.)
6. Walk section and mandatory trot sections: Five penalties for each break in gait as defined in CP211 for 1st, 2nd and 3rd breaks, 4th break is Elimination.
7. Vet Check: If a veterinarian is available for the cross country, he must be at the finish. All horses should be observed as they pass over the finish line. Whether or not a physical check is made is left up to the veterinarian and management, but if one is planned, all horses must be checked at the same time interval (i.e., 10 minutes after finishing). Competitors should be encouraged to cool their horses during this time. Management should provide water for drinking and washing down. Any horse that does not complete the course in good form, in the opinion of the veterinarian, will be penalized 10 points and so advised. In the absence of the veterinarian, the judge may assess the vet penalties for any horses in obvious distress.
8. Ties: In the event of a tie, the judge shall determine the winner by selecting the horse most suitable to provide a pleasant drive.
9. To be judged on how close the driver’s time comes to the ideal time.

SUBCHAPTER CP-17 DRAFT EQUINE RULES

CP262 General Rules

1. All Carriage Pleasure Driving rules apply except as specified below.
2. Draft equines are eligible for all Carriage Pleasure classes provided they otherwise meet the class criteria.
3. Classes or divisions may be divided at the discretion of the Organizer as published in the Omnibus/Prize List.

CP263 The Draft Horse

1. Type – The Draft equine has the overall body, bone, and hoof that presents a larger, heavier structure and form than that of light horses or light ponies. The Draft-type equine should give the impression of size and substance combined with a pleasant and mannerly behavior with balanced and powerful movement at all gaits. Each horse should present a picture of soundness, strength, sturdiness and a willingness to work.
2. Gaits – as described under [CP210]. Exception: Gaits may be limited to walk, slow trot, and working trot at the

discretion of the Organizer as published in the Omnibus/Prize List.

CP264 Turnout

1. Harness – should be clean, safe, correctly fitting, appropriate to the vehicle and otherwise comply with Federation Rules.
 - a. A full noseband, a throatlatch, and brakes or breeching are required.
 - b. Check reins and martingales (except false martingales) are prohibited in Dressage and Obstacle classes. Failure to comply will incur elimination. For other classes, check reins and martingales may be appropriate turnout for certain vehicles. See Pleasure Driving Appendix CP-C.
 - c. Chain traces and heel chains are prohibited.
 - d. A full neck collar, breast collar or Scotch collar may be used consistent with specific class conditions and the turnout as a whole.
 - e. Rein splitters are not allowed in obstacle classes.
2. Vehicle – Any Pleasure Driving vehicle of suitable size and style for a Draft equine is allowed, such as, but not limited to, a wagonette, dog cart, country gig, or road cart. Individual class specifications may restrict certain vehicles. Unless specified in the class rules, farm-type vehicles are not permitted. See Appendix CP-C for additional requirements on vehicles, appointments and turnouts.
3. Feather, mane and tail – Draft equines may have thick, long feathering. Forelocks, manes and tails may be full and thick. Breeds may adhere to breed specific grooming/turnout practices with regard to trimming, roaching, braiding of manes and tails. No fixtures such as mane rolls or ribbons may be applied, except as specified in the Omnibus/Prize List.

CP265 Dress

Gloves and a hat (or protective headgear) are required. Aprons are recommended but optional. A whip should be carried in the hand or on the vehicle at all times while driving.

CP266 Class Conditions

1. Draft equine classes may be the same as listed in the Pleasure Rules.
2. Ladies and Juniors: In classes for ladies and juniors, when applicable, emphasis should be placed on manners and the suitability for being driven by a lady or junior.
3. Tandems: Lead horse tugs must be attached to the wheel horse's tugs behind the belly band or directly to the singletree. At no time shall lead tugs be attached to the hames of the wheel horse.

SUBCHAPTER CP-18 – PUTTING-TO CLASSES

CP267 Introduction

This class is designed to test the skills and efficiency of the coaching team (driver, groom(s) and hostler). The conditions of the class simulate the custom of changing horses in a “yard,” but uses only one horse or team of horses.

CP268 Course

1. The class should be conducted in an enclosed area. There will be a Start and Finish line, an unhitching/hitching box and a marker set some distance from the unhitching/hitching box.
2. The “unhitching/hitching box” is marked off with lime, chalk, sawdust or other appropriate material. The “box” must be large enough so that each type of entry competing in the class may stop the entire turnout within the enclosure.

CP269 Turnout

1. Each turnout must comply with their entry type as specified below:
 - Four-in-hand/Unicorn – A driver, two grooms, a minimum of two passengers, one hostler to assist in the arena, four horses, and appropriate vehicle/harness.
 - Pair – A driver, one groom, a minimum of one passenger, one hostler to assist in the arena, the pair of horses and appropriate vehicle and harness.
 - Single or Tandem – A driver, one groom, one hostler to assist in the arena, the horse(s) and appropriate vehicle and harness.
2. The hostler may not enter the arena until the vehicle is completely within the unhitching area.

CP270 Basic Format of Class

1. Upon entering the arena, the driver will drive through a set of starting markers, where timing will begin, and proceed to the unhitching area.
2. The entire turnout must be within the unhitching area, stopped, with grooms and passengers down before unhitching may begin. Passengers must dismount before the driver may leave the vehicle. The driver will dismount and remount from the off side.
3. The horses are unhitched by the driver, groom(s) and hostler.
4. After the horses are unhitched, the horse(s) must be led around the designated marker, brought back to the vehicle and rehitched properly to simulate changing teams.
5. When the horses are rehitched and the driver in place, the passengers and grooms remount and the turnout is driven across the finish line where time will be taken. Grooms may remount the vehicle as it moves off, but they must be seated as the coach crosses the finish line.
6. The driver is considered to be in place only after resuming his/her place on the box, properly attired, with lines and whip completely in hand.
7. Passengers may not assist in any way. They must dismount before any unhitching may begin and must remount only after the driver is in place.
8. Grooms must remain in complete livery when unhitching/rehitching.
9. The judge may inspect the turnout to be sure the horses have been rehitched properly.
10. The score is time elapsed plus penalties. The lowest score determines the placings.

CP271 Sequence to Unhitch/Hitch – Four-in-hand, Unicorn

1. To Unhitch
 - Leaders – inside traces, outside traces, then reins.
 - Wheelers – loosen pole chains/straps, disconnect inside trace, outside trace, pole chains/ straps and then coupling reins.
2. To Hitch
 - Wheelers – The coupling reins, pole chains/straps loosely, outside traces, inside traces, then tighten pole chains/straps.
 - Leaders – coupling reins, take reins back through terret on wheelers, then do outside traces and inside traces.

CP272 Sequence to Unhitch/Hitch – Pair

1. To Unhitch
 - Loosen pole chains/straps, disconnect inside trace, outside trace, pole chains/straps and then coupling reins.

2. To Hitch

- The coupling reins, pole chains/straps loosely, outside traces, inside traces, then tighten pole chains/straps.

CP273 Sequence to Unhitch/Hitch – Tandem

1. Unhitch

- Leader – Near trace, far trace, reins.
- Wheeler – Detach breeching, near trace, off trace; remove the horse from between the shafts and then reins.

2. To Hitch

- Wheeler – Reins, then place the horse between the shafts; attach the near trace, then off trace, then breeching.
- Leader – Reins, near trace and then far trace.

CP274 Sequence to Unhitch /Hitch – Single

1. To Unhitch

- With reins attached to the bit and passed through the saddle terrets, detach breeching from each shaft, unfasten the overgirth or wrap straps, disconnect off trace, near trace, remove the vehicle from the horse.

2. To Hitch

- With reins attached to the bit and passed through the saddle terrets, bring the vehicle to the horse, placing the shafts through the tugs, attach near trace, then off trace, fasten the overgirth or wrap straps and then breeching to the shafts.

CP275 Penalties

PENALTIES FOR PUTTING-TO CLASSES	
Driver fails to remain seated with reins in hand until passengers have dismounted/remounted	20 penalties
Outside assistance (other than the team of driver, 2 grooms, and hostler)	20 penalties
Improper hitching/unhitching	20 penalties
Unfastening any part of harness before vehicle is stopped and passengers are off	10 penalties
Driver fails to carry a whip when vehicle moving	10 penalties
Failure to pick up dragging trace/rein when leading horses	10 penalties
Failure of grooms to be seated when crossing the finish line	10 penalties
Failure to pass through start/finish or to go around designated cone	Elimination

CP 276 to CP299 reserved

SUBCHAPTER CP- 19 – RULES FOR COACHING COMPETITIONS

CP301 General Rules

1. This division is for horse or pony four-in-hand teams put to a Road Coach, Private Coach, Park Drag or other suitable four-in-hand vehicles. Park Drags, Private Coaches and Road Coaches are not to be asked to back in any class.
2. The rules for competition are based on the old coaching traditions. More information on these turnouts is available in the following books: *On the Box Seat* by Tom Ryder; *Manual of Coaching* by Fairman Rogers; *Carriage Turnout*

and Appointments by the Carriage Association of America.

3. The judges for Coaching classes/competitions must be chosen from:
 - a. The list of American Driving Society (ADS) Coaching judges
 1. Must have a Federation Guest judge's card
 - b. Foreign National Federation Coaching judges
 1. Must have a Federation Guest judge's card
 - c. Foreign dignitaries approved by their National Driving Society
 1. Must have a Federation Guest judge's card
4. The following may not serve as judges:
 - a. The Technical Delegate, Course Designer, the manager of the competition, or a member of the manager's family of the same event;.
 - b. For additional restrictions, refer to GR1304

CP302 Classes

Classes may be offered in the following divisions: Open, Amateur, Working, Reinsmanship.

CP303 Pleasure

1. Entries will be judged both ways of the ring at an even trot, and may walk when reversing across the diagonal and when lining up. Horses to stand quietly in the line-up.
2. Judged on performance, quality, manners of the horses, and correct appointments. (See Appendix CP-C Turnout and Appointments)

CP304 Best Team

Entries will be judged both ways of the ring to drive at a smart trot, both ways of the ring and may walk when reversing across the diagonal and when lining up. Horses to stand quietly in the line-up. Emphasis on overall impression and quality of the team and its performance.

CP305 Turnout

Entries to be shown at an even trot, both ways of the ring. May walk when reversing across the diagonal and when lining up. Horses to stand quietly in the line-up. Judged on performance, quality, manners of the horses, and correct appointments.

CP306 Obstacles

1. Drivers negotiate a course of paired markers set at the widest track width plus 20 inches. The course should be posted at least two hours in advance and is driven from memory.
2. At the end of the course, the driver halts the team with his front hub on a line between a pair of designated markers. A measurement is taken of the distance of the hub from the line. Five faults are assessed for each foot or part thereof the center of the hub is from the line.
3. Two or more horses cantering at the same time will be considered a break in gait. Failure to correct a break in gait within 5 seconds will incur 10 faults for each commenced period of 5 seconds. Faults are assessed as follows:

• Distance from halt marker	5 faults/foot or part of ft.
• Break of gait to canter or gallop exceeding 5 sec	5 faults/each commenced.5 sec.
• Knocking down or dislodging obstacle or course marker	10 faults
• Groom down (first 2 times)	20 faults/occurrence
• Groom down 3rd time	Elimination

- Off course

Elimination

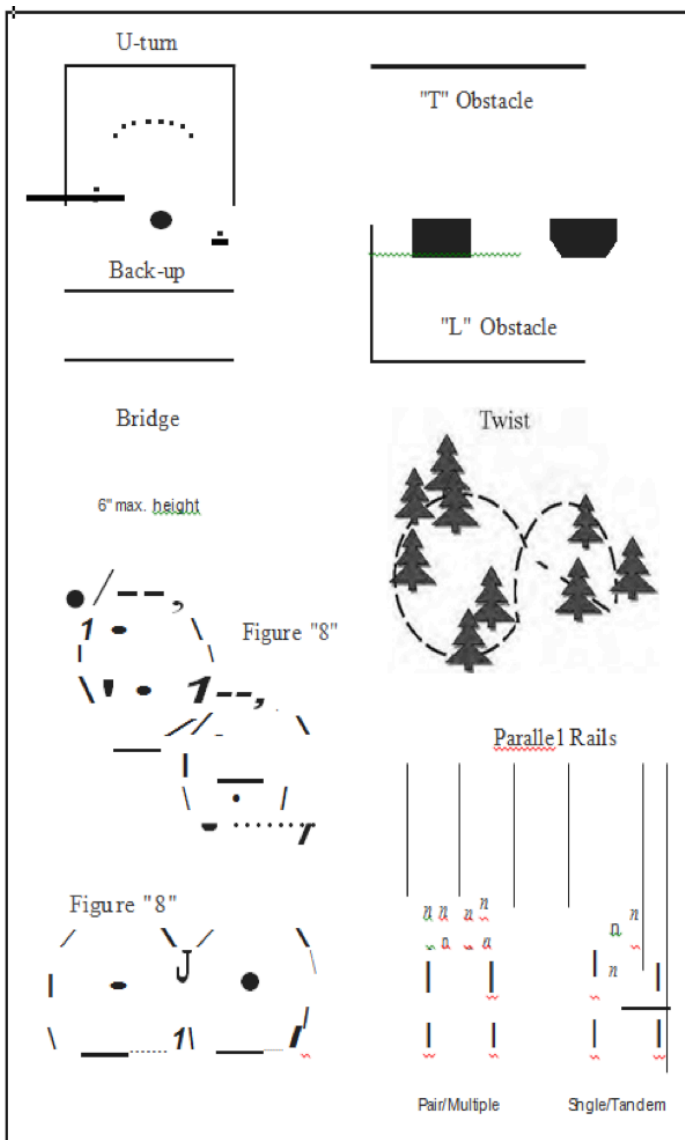
CP307 Timed Obstacles

To be judged over a course in the ring consisting of paired markers set 20 inches wider than the widest wheel track of each vehicle. The course is to be posted in advance and must be driven from memory, at a trot. Breaks of pace will be penalized as will displaced markers. Breaks of gait consist of the entire team walking or cantering for longer than 5 seconds. Faults are assessed as follows:

- Displaced 10 seconds
- Break of gait 10 sec. each commenced 5 seconds

Appendix CP-A. Carriage Pleasure Driving Officials Requirements: Refer to CP201 and Chapter 10 Licensed Officials (GR1004, GR1020, GR1044, GR1047)

Appendix CP-B Examples of Obstacles:



APPENDIX CP-C TURNOUT AND APPOINTMENTS

FORMAL OR PARK

(Park Drag, Road Coach, Breaks, Mail Stanhope, Demi-Mail, Spider Phaeton, Stanhope or Park Gate Gig, George IV, Basket Phaeton, etc.)

- a. Gentlemen to wear gloves, a top hat or bowler, suit jacket and tie. If the class is in the evening, gentlemen may choose to wear white or black tie.
- b. Ladies to wear gloves, a stylish hat that may have a veil, long sleeved dress or blouse suitable for a formal affair. If the class is in the evening, ladies may opt not to wear a hat and may wear a formal gown.
- c. Brown gloves are always appropriate for the driver unless rain gloves are needed.
- d. Apron or lap robe should be of a solid color material and harmonize with the upholstery (in warmer weather tattersall or checked aprons are appropriate for day classes).
- e. Period costumes are not to be used, and conservative dress appropriate to the style of the vehicle is encouraged.

SPORTING VEHICLES

Breaks, Four-Wheeled Dog Carts, Traps, Tandem Gig, Saylor Wagon, etc.)

- a. Gentlemen to wear gloves, a bowler, boater, fedora, straw hat or cap, a suit or sport jacket and tie.
- b. Ladies to wear gloves, a felt or straw hat (no veil), long-sleeved dress or blouse suitable for a country outing.
- c. Brown gloves are always appropriate for the driver.
- d. Attendants to wear stable livery defined as:
- e. Conservative suit, dark tie, derby, dark shoes and leather gloves.
- f. Conservative jacket, jodhpurs or drill trousers, jodhpur boots or paddock boots, white shirt, stock or four-in-hand tie, derby or conservative cap and leather gloves.
- g. Hunting attire with a hunting derby or bowler and leather gloves.
- h. Aprons may be of solid, checked or plaid material.
- i. There are occasions when it may be appropriate for the driver to turn out more formally.

INFORMAL OR COUNTRY

(Village Cart, Two-Wheeled Dog Cart, Road or Jogging Cart, Four-Wheeled Buggy, Runabout, American Stanhope, Bronson Wagon, Surrey, Rockaway, etc.)

Attire and livery are the same as with a sporting vehicle.

COMMERCIAL

Attire should be traditionally correct for the type of commercial turnout.

PARK DRAG OR PRIVATE COACH

Definition: A Park Drag should be of less heavy build than a Road Coach. The axles may be Mail or Collinges. The hind seat should be mounted on curved iron braces and be of the proper width for two grooms. The lazy-backs on the roof seats should be hinged and turned down when not in use. The door of the hind boot is often hinged at the bottom so that it may be used as a serving table when open. There should be no luggage rails or straps between the seats. The driver may choose to have passengers on the Drag or Coach during coaching classes.

Paint and bodywork: The paintwork should be well finished in traditional style. The sides of the front and rear boots, the upper quarters of the body, the steps and seat rails should be painted black. The under-carriage, the pole, the bars, the underside of the footboard and the seat-risers or cheeks should be painted the same color; the lower panels of the body and the door of the

rear boot may be painted the same or a different color. An heraldic badge or monogram may be neatly painted on the crest panel of the door, on the rear boot door or on the underside of the footboard. The outside seats may be trimmed

in pigskin or wool broadcloth of a suitable color with the underside of the cushions covered in waterproof material. The inside of the coach may be trimmed in Morocco leather or cloth or a combination of these materials. The inside floor may be covered with a Wilton carpet of solid color. It is not usual to have seat-falls to the outside seats, but they may be fitted inside. The seat valances or borders of the outside seats may be made of patent leather fastened with a horizontal strip of bright metal beading of the same metal as the door handles and lock covers. The metal edging to the doors and hind boot should not be polished, but there should be bright metal on the seat-edge beading, door handles, and outer face of the hub caps. The glasses of the door windows should be plain and not quartered.

Appointments: There may be wine coolers and a glass case carried in the rear boot. A lunch chest or imperial may be carried on the roof but only when it is to be used as at a race meeting or similar occasion. Two spare lead bars, one side and one main, should be carried, and fastened to the back of the hind seat, with the main bar above. A folding iron ladder should be carried on brackets beneath the hind seat. The stick and umbrella basket is hung on the near-side, at the corner of the rear roof-seat, the drag shoe and safety hook should be hung under the coach on the off-side except in countries where they drive on the left of the road, in which case the drag is hung on the near-side. A spare jointed whip mounted on a board may be hung under the box-seat or inside the coach. The lamps should not be in their brackets in daylight hours, but carried in special fittings inside the coach. The window or stable shutters should be down and the windows in place when the owner or his representative is driving.

The coachman's apron when not in use should be folded outside out and laid on the driving cushion. Passengers' knee rugs or lap-ropes should be folded and laid on the front inside seat when not in use

Spares: Spares may be carried in the rear boot or inside the coach. The usual includes a small case of tools comprised of wrench, hammer, leather punch screw driver, hoof pick, spare shoe and nails or "easy boot," spare lead and wheel trace, spare lead and wheel rein or rein splicer, spare hame strap, length of strong cord or wire. Loin or quarter rugs for the horses and halters should be carried in a convenient place.

Harness: The harness should be of black leather with patent leather where appropriate. The hames should have solid draft eyes and kidney links with kidney link rings on the wheelers only. Bearing reins are permitted but should be on all the horses or none. A neat monogram or badge is permitted on the winkers, drops, pads, breast-plate drops, and rosettes. The breastplates should be fastened round the collar as well as the kidney links for preference. Collars are not to be tied together. It is suggested that reins should be held in one hand, the other hand being able to assist as required.

The wheel traces should have metal loop ends or quick-release. The lead traces should be put on with screwheads of the cock-eyes uppermost, as also should be the lead-bar screws. Buxton bits are preferred, and if bearing reins are used they should be on all horses and be attached to separate bearing rein bits, not to the driving bit. Cruppers may be sewn or buckled on. The reins should be made of single brown leather. Appropriate straps should be lined and stitched. The bridles may have metal browbands on fronts, or they may be of other material to match the color of the coach. Hame straps should be put on with the points inside. The metal furniture of the harness should be of the same metal as the buttons of the grooms' coats and the door handles and beading of the coach. West End buckles are preferred.

The pole chains, the pole-head and the lead-bar hooks and mountings should be made of bright steel color. The pole chains may have spring hooks at each end or may have open hooks with rubber securing rings at one end. Preferably the chains should be of a length that admits the snapping of both hooks into the pole-head ring. If too short, one end should be hooked into the pole-head ring and the other into a link with the snap down. If too long, one end should be snapped in the pole-head ring, snap down, and the other brought through that ring and snapped in a link at the appropriate length.

Attendants: Two grooms in Livery should sit on the rear seat when the coach is moving, the senior groom on the right. When the coach is stopped, the senior groom stands by the right wheeler, able to take instructions from the

driver, while the other groom stands at the leaders' heads.

Horses: Park Drag horses should be perfectly matched as to color, size, style, action and temperament. They should be horses of quality but with sufficient substance to handle a loaded coach. Flashy coloring is not appropriate. They should have good manners, and should be capable of moving at a stylish trot with action but not excessively fast. They should stand quietly and move off together at a walk when asked to do so.

ROAD COACH

Definition: A Road Coach is of stronger build than a Park Drag. The Coach may be finished as a Public or Private Road Coach, the latter carries no place names. The axles may be Mail or Collinges. The hind seat holds three persons besides the guard whose seat is on the near-side with an extra cushion. The lazy backs of the seats are usually not hinged. He should have a hand strap to take hold of when standing to sound the horn. There is a rail and luggage straps between the seats. The door of the rear boot is usually hinged on the off-side.

Paint and bodywork: The distribution of black and color in the paintwork follows the same pattern as a Park Drag, but the colors may be brighter. A Road Coach may have an appropriate name painted on the panel below the hind seat; a figure or some device associated with the coach name may be painted on side and hind boot door panels. The names of places on the coach's route may be painted on the sides. If the wheels and other parts of the undercarriage are striped, it should be with a single broad stripe. The windows are usually quartered and the coach is driven with the stable shutters down. The outside seats may be trimmed in strong material such as coach carpet or Bedford cord, not leather. The inside of the coach is usually panelled in hardwood with seat cushions of drab cloth. The seat valances may be similar to the Park Drag or may be made of wood. The metal trim is similar to the Park Drag, except that the pole-head, lead bar hooks and pole-chains may be painted black and not of bright steel.

Appointments: Two spare lead-bars, one side and one main, should be carried, fastened to the back of the hind seat with the main bar above. The folding ladder which may be made of wood is hung on brackets below the rear boot. The side lamps should be in their brackets, ready for use, and a red rear light may be placed on a bracket below the rear seat on the near-side. It is usual for this lamp to have a clear lens on the right side so that it can illuminate inside the boot when the door is open. The stick and umbrella basket is hung on the near side at the corner of the rear roof-seat. The drag-shoe and safety hook should be hung under the coach on the off side. A spare jointed whip mounted on a board may be hung under the box seat or inside the coach. The coachman's driving apron and the passenger's rugs are carried also. Inside the coach there are leather pockets on the doors and leather hat straps on the roof.

Spares: These are the same as for the Park Drag and Private Coach, but the Road Coach may also carry a canvas bucket. Halters and loin or quarter rugs for the horses should be carried in a convenient place.

Harness: The hardware of the harness should be of the same metal as the fittings of the coach. The harness is of black leather with most straps of single (unlined) leather. Collars may be of plain black or brown leather. Collars are not to be tied together. It is suggested that reins should be held in one hand, the other hand being able to assist as required. The hames should be of ring- draft type with short kidney links, chain and hook. Bearing reins are not usual but may be used on one or more horses if really necessary. The harness may be embellished with some symbolic device or the initial of the coach's name on the winkers, rosettes and pads. The wheel traces may have quick-release or French loop ends, and more rarely chain trace ends are used.

Attendants: A Road Coach carries a guard who is usually dressed in a frock coat of appropriate color, usually with strappings across the front and on the pocket flaps, breeches which may be white or of sponge-bag check, leather or canvas leggings, brown boots and a beaver hat. He carries a way-bill pouch slung over the shoulder with a pocket for a watch and a loop for the hind-boot key. He sits on the near side of the hind seat and his seat carries an extra cushion. He should have a hand strap to take hold of when standing to sound the horn. A groom in stable livery must also be carried.

Horses: Road Coach horses should be matched for size, weight, action and temperament, and way of going. They

need not be matched perfectly for color and flashy markings are not objectionable. They should be of sufficient weight to be able to pull the coach without appearing to labor at all. Although the wheelers may be the stronger horses, all the horses should be capable of working in the wheel. The horses should work evenly together all the time and be capable of moving at a good pace. They should stand quietly and move off together at the walk. It is acceptable for a Road Coach team to have a grey near leader. Tradition holds that the color would be more easily seen by oncoming traffic in the dark.

FOUR-IN-HAND BREAKS

Definition: The Body or Wagonette Break, the Roof-Seat Break and an Omnibus with a roof-seat are vehicles in this category. All are classed as sporting vehicles.

Paint and bodywork: The underside of the footboard, the rear boot door and the front seat risers may be painted in the same color. The remainder of the body is usually painted black but the undercarriage may be painted in some bright color. The seat cushions can be trimmed in Bedford cord, corduroy, leather or broadcloth. Seat falls are not usual. A stick basket, ladder if needed, spare bars and a spare jointed whip are carried. The side lamps are usually left in place ready for use.

Spares: Spares and other equipment are carried as for a coach, and these are usually stowed in the rear boot.

Harness: The harness is of a fairly simple kind without unnecessary embellishments. Breechings may be used on the wheelers if they are likely to be required. The wheel traces may have metal loops, French loops or quick-release ends. The hames may be solid draft with kidney links or ring-draft with short kidney links, chains and hooks. Liverpool or elbow bits are appropriate, except in formal occasions, with grooms in livery, when Buxton bits could be used.

Appointments: Sporting breaks are usually turned out informally with the driver wearing country clothes and a bowler hat, the grooms in stable livery of trousers, jacket, shirt and tie with a bowler hat. However there are occasions when it may be appropriate for the driver to turn out more formally with a top hat and driving coat. The grooms could then wear livery. In such a case Buxton bits could be used.

Horses: The horses for a sporting break should be matched as to type and action. If they are matched as to color, or "cross-matched," that is diagonally matched as to color, so much the better. They should move well together, be capable of a sustained active walk and a smart trot. They can be expected to rein back readily and to stand quietly. They should move off quietly and together, starting at a walk until asked to trot.

MAIL, STANHOPE, DEMI-MAIL, SPIDER, GEORGE IV PHAETONS

Definition: These vehicles are intended to be driven by the owner or a friend and are usually turned out in the more formal "park" style rather than in country style.

Paint and bodywork: In all cases the body is painted black, except for the seat panel which may be finished in imitation cane or in a color to match or blend with the color of the undercarriage. The undercarriage may be painted in an appropriate bright color and striped. The cushions may be covered in dark-colored broadcloth with the seat back upholstered in black leather or, in the case of a Spider Phaeton without a top, in black patent leather. There may be a loose floor mat of heavy punched rubber over a floor covered with linoleum, or ribbed rubber may be laid on the floor boards. If there is a folding top, the valance may be of patent leather pinned in place with polished metal beading. The dash may have a folded waterproof apron attached or have leather loops for securing such an apron. A whip socket is usual. Lamps are of round dial pattern in most cases but show Spider Phaetons usually have square pattern lamps.

Spares: A small kit of tools, a wheel wrench and spare harness parts should be carried.

Appointments: A dashboard clock and waterproof coats are necessary.

Harness: When it is possible to use a single horse with phaetons of this class, the harness has a bridle of square or D-shaped winkers; browband and rosettes of metal; Buxton bit; side-check bearing rein if any; Kay collar and hames with chain and ring coupling at the bottom; back- strap lined and stitched with crupper stitched on; breastplate; saddle

of English pattern, 4 or 4-1/2 inches wide with French or Tilbury tugs, reins of brown leather. Pair harness is similar in character with solid-draft hames with kidney links, short hame-tugs, straight panel pads, breastplates, trace bearers or loin straps optional, brown reins, bright steel pole chains. The hardware of the harness should be of the same metal as the polished metal parts of the vehicle. A standing martingale is required for a George IV Phaeton unless prohibited by individual class rules.

Attire: The driver usually wears a top hat, grey in summer, black in winter and in the evening indoors. A groom in livery occupies the rumble seat, but two grooms are considered proper with a Mail Phaeton.

A Mail Phaeton may be turned out in country style with the wheel harness of a Road Coach and grooms in stable livery with derby hats. The driver would then wear clothes of country style.

Horses: The horses used with these phaetons are upstanding horses of appropriate size for the vehicle, with high, stylish action, yet showing a good length of stride. They should be horses of quality with adequate substance. It is not usual to have the manes braided.

FOUR-WHEELED DOG CART, TRAP, OUTING WAGON

Definition: These are informal vehicles of general utility. As such they may be painted to suit individual taste within the bounds of tradition and general practicality.

Harness: The harness may have a bridle with D-shaped winkers, with or without side-check bearing rein; Liverpool or elbow bit; Kay or rim collar and hames; hames may have connecting chain at bottom of hame straps both top and bottom, saddle of English pattern with French or Tilbury tugs for four-spring carriages, or as a saddle similar to Surrey harness for three- or end-spring carriages; breeching.

Pair harness is similar, used with either trace bearers or breechings. Leather pole-straps are usual.

Attire: The driver wears country-style clothes with a derby, felt or straw hat according to season and weather. The groom wears stable livery with a derby hat.

Horses: The horse, or horses, usually stands 15.2 to 15.3 hands, has good all-round straight action, good head carriage and possesses adequate substance for the weight of the vehicle. Good manners are important and the horse should be capable of trotting at a smart pace.

STANHOPE OR PARK GATE GIG

Definition: In North America these gigs were mostly used for show or park driving and were usually turned out in formal style.

Paint and bodywork: They are painted to a high finish with black body, patent leather dash and fenders, with the dummy louvers on the Park Gate type or the seat back painted in color. The undercarriage is painted in some quiet color, tastefully striped. These gigs are never finished in natural wood.

Harness: The harness has a bridle with square winkers, a gig or Buxton bit, sidecheck bearing rein, bridle fronts and rosettes of metal, Kay collar and well-fitted hames connected at the bottom with a chain and a ring. A breastplate or standing martingale is usual; the backstrap lined and stitched with the crupper sewn on; the saddle of English pattern with French or Tilbury tugs; a kicking strap is usually worn; brown driving reins. If the gig has a whiffletree, a breast collar of adequate size may be used.

Spares and appointments: Small lamps of square pattern are usual and a small kit of tools and a wheel wrench should be carried. A dashboard clock and a whip socket are desirable.

Horses: A gig horse should be an attractive horse standing 15.1 to 15.2 hands, of good conformation and bold head carriage. He should be sharp moving with high stylish action with a good length of stride that allows him to cover the

CP - CARRIAGE PLEASURE DIVISION
ground at a good pace.

Attire: The driver wears a grey top hat in summer during daylight and a black top hat at other times. He wears an apron or knee rug. The groom wears dress livery.

VILLAGE CART, TWO-WHEELED DOG CART

Definition: These carts are usually made to seat four people, back to back. There is an adjustable seat to achieve the proper balance and the driver should have an adjustable foot-rest. The balance should be adjusted to bring a small amount of weight on the horse's back when the cart is loaded but not moving. The balance should NEVER be to the rear so that only the belly band prevents the cart from tipping up.

Paint and bodywork: The body is usually painted black and the shafts, springs and wheels in color and neatly striped.

Harness: The harness has a bridle with D-shaped winkers, a full noseband and a Liverpool or similar bit. A four-ringed or Wilson snaffle may also be used, but a Buxton bit is too dressy for such carts. The collar may be of Kay or rim design with hames connected at the bottom by a chain for preference. A false martingale or breastplate is usual. The saddle should be made on a tree with an inside channel through which the backband can slide freely. Open tugs are usual. The saddle should be well padded and 4-1/2 or 5 inches wide. The back-strap may have the crupper buckled or sewn on. A breeching or kicking strap is usual.

Horses: The horse should be well muscled, have good clean bone and be of the right size for the cart. He should have good manners with free striding, straight action.

Attire: The driver and passengers may dress informally and the groom, if one is carried, wearing stable livery.

ROAD OR JOGGING CART

Definition: Light road carts are used for exercise and formerly they were sometimes used as personal conveyances like plain buggies. They may be painted to suit the individual's taste.

Harness: The harness is similar to buggy harness and usually has a bridle with an overdraw check and a snaffle bit. A bridle with a full noseband and a double-ring or Wilson snaffle or a Liverpool bit is acceptable and may be preferred by some judges. Although the saddle has little weight to carry, it should be well enough stuffed so that no weight bears directly on the horse's spine.

Horses: The usual road cart horse is of a fast trotting type.

FOUR-WHEELED BUGGY

Definition: This is a vehicle of general utility.

Paint and bodywork: The general style of painting was the body black and the running gear in some dark color with or without striping.

Harness: The harness should be of a simple kind with a bridle with square winkers, snaffle bit and overdraw check. A bridle with a full noseband and a Wilson snaffle or a Liverpool bit is also quite appropriate. A breeching may or may not be used. Except for the heavier Goddard buggy, breast collars are usual.

Horses: The horse may be of trotting type, capable of moving at a good working trot. A pair may be driven to a buggy.

RUNABOUT, AMERICAN STANHOPE

Definition: These small vehicles were popular at the turn of the century and may be considered as light phaetons.

Paint and bodywork: Some were finished in natural wood, others were painted with a black body and undercarriage in sporting colors.

Harness: The harness has a bridle with D-shaped winkers, a full noseband and a Liverpool or elbow bit, preferably no bearing rein. A breast collar is usual and a breastplate is optional. A breeching is also optional. The harness should be

of good quality with most straps lined and stitched. Brown reins.

Horses: The horse should be a stylishly moving horse of great quality, able to trot at a smart pace.

High action is not essential. *BOD 1/16/16 Effective 2/1/16*

ROCKAWAY, CARRYALL, DEPOT WAGON, SURREY, CABRIOLET

Definition: These are some of the types of family vehicles that were very popular throughout North America.

Paint and bodywork: They were usually painted in sober style with the body black, the undercarriage in some fairly dark color, tastefully striped. The cushions are usually covered in broadcloth of a color matching the undercarriage, or in black leather. The dash and fenders, if any, are usually covered with patent leather. A Surrey may have a standing top with a fringe. Most are fitted with shafts or a drop pole that attaches to couplings on the front axle.

Harness: The harness has a bridle with D-shaped winkers, bridle front of metal; side-check bearing rein or none at all; Liverpool or similar bit; collar of rim pattern with hames with chain connection at the bottom or with hamestraps at top and bottom; anchor or finger drafts; traces with slotted ends connected directly to the hames or to short hame tugs; saddle with straight or swell panels about 4 or 4-1/4 inches wide. Open or Tilbury tugs may be used and a breeching is normal. The harness straps may be lined and stitched or of single leather, the former preferred. A false martingale or breastplate is not essential.

Pair harness is similar in style with short hame tugs and trace loops on the pads. Trace bearers are usual. A neck-yoke is used with a drop-pole, but if the pole is supported by a chain or strong spring, a crab pole-head and leather pole pieces may be used.

Horses: The horse (or horses) for a family vehicle should be 15.2 to 16 hands, with ample bone and weight for the work. High action is not wanted but a straight moving trot with a good length of stride and a regular active walk are what is needed. Good manners are essential.

COMMERICAL VEHICLES

Definition: There is a wide variety of commercial vehicles used in the business of various trades.

Each trade will have particular types and styles of vehicles, harness and horses suitable for that type of business.

Paint and bodywork: Vehicles are usually painted with signage indicating the proprietor, his location and the type of business and perhaps a business slogan.

Harness: The harness is well suited for the type of work and may also be decorated by the harness maker in order to attract attention and to be particularly memorable to the customers.

Horses: The horse (or horses) for a commercial vehicle should be especially suited for the type of business. Commercial turnouts should be asked only for walk, slow and working trot and are expected to be able to back and stand quietly. Good manners are essential.

RULES FOR DRIVEN DRESSAGE

SUBCHAPTER CP-20 GOVERNING REGULATIONS

Dressage classes at Carriage Pleasure Driving Shows should also reference the Rules or Pleasure Driving Competitions.

CP501 General

1. The object of Dressage is the harmonious development of the physique and ability of the horse. Through progressive training, the horse becomes calm, supple, and flexible as well as confident, attentive and keen in his work.
2. These qualities are revealed by:
 - The freedom and regularity of the paces;
 - The harmony, lightness and ease of movement;

CP - CARRIAGE PLEASURE DIVISION

- The lightness of the forehand and the engagement of the hindquarters, originating in a lively impulsion;
 - The acceptance of the bridle, without any tenseness or resistance.
3. The horse, confident and attentive, submits generously to the driver, remaining straight in any movement on a straight line and bending accordingly when moving on curved lines.
 4. His walk is regular, free and unconstrained. His trot is free, supple, regular, sustained and active.
 5. Because the horse has impulsion and is free from resistance he will obey without hesitation and respond to the various aids calmly and with precision, displaying a natural and harmonious balance both physically and mentally.
 6. In all his work, even at the halt, the horse should be “on the bit.” A horse is said to be “on the bit” when the hocks are correctly placed, the neck is more or less raised and arched according to the stage of training and the extension or collection of the pace, and he accepts the bridle with a light and soft contact and submissiveness throughout. The head should remain in a steady position, as a rule slightly in front of the vertical, with a supple poll as the highest point of the neck, and no resistance should be offered to the driver.
 7. The object of the Driven Dressage Test is to judge the freedom, regularity of paces, harmony, impulsion, suppleness, lightness, ease of movement and correct bending of the horses on the move. Competitors will also be judged on style, accuracy and general control of their horses, and also on their dress, condition of their harness and vehicle and the presentation of their whole turnout. Presentation for Training and Preliminary division entries may be judged at the halt, in a separate area, prior to the Driven Dressage Test.

CP502 The Halt

1. At the halt, the horse should stand attentive, motionless and straight, with the weight evenly distributed over all four legs. If a multiple, all must be square and aligned with one another. The horse may quietly champ the bit, while maintaining a light contact with the driver’s hand, and should be ready to move off at the slightest indication.
2. The halt is obtained by the displacement of the horse’s weight on the quarters by properly used aids, driving the horse forward toward a restraining but allowing hand, causing an almost instantaneous but not abrupt halt from the previously fixed pace.

CP503 Walk

1. The walk is a marching pace in which the footfalls of the horse’s feet follow one another in four-beat time, well-marked and maintained in all work at the walk. When the four beats cease to be distinctly marked, even and regular, the walk is disunited or broken. It is at the pace of the walk that imperfections in progressive training are most evident.
2. The following walks are recognized: Free walk on a long rein, working walk, lengthened walk.
 - a. Free Walk: The free walk is a pace of relaxation in which the horse is allowed the freedom to lower and stretch out his head and neck to the utmost. The reins must be long enough to allow for this stretch, however, they should not be loose enough to loop. It is desirable that the hind feet touch the ground clearly in front of the foot prints of the fore feet (overtracking).
 - b. Working Walk: A regular and unconstrained walk. The horse should walk energetically but calmly with even and determined steps with distinct, marked, four equally spaced beats. The driver should maintain a light and steady contact with the horse’s mouth (“on the bit”). The horse’s hind feet should touch the ground in front of the prints of the forefeet.
 - c. Lengthened Walk: This a more determined and ground-covering walk than the working walk.

The main difference between the free walk and the lengthened walk is that the driver now actively asks the horse to produce more push from behind and thus lengthen his stride. The horse must flex his poll somewhat and is expected to work into the bit on a soft contact. The horse should not stretch as long and as low as in the free walk, but has to show a definite lengthening and lowering of the frame compared to the working walk. Some overtrack is

expected.

CP504 Trot

1. The trot is a pace of two-time on alternate diagonal legs (near fore and off hind leg and vice versa) separated by a moment of suspension.
2. The trot, always with free, active and regular steps, should be moved into without hesitation.
3. The quality of the trot is judged by the general impression, the regularity and elasticity of the steps – originated from a supple back and well-engaged hindquarters – and by the ability to maintain the same rhythm and natural balance.
4. The following trots are recognized: Collected trot, Working trot, Lengthen stride in the trot, and Extended trot.
 - a. Collected Trot: In the collected trot the horse is expected to move with more impulsion and engagement than in the working trot. Therefore his haunches must be more compressed, his loins more strongly coiled and his croup lowered. As a result the horse's neck and head will be raised higher and his center of balance will be shifted permanently more toward the rear, thus enabling the shoulders to move with greater ease and freedom with the poll the highest point. The nose should not be overbent or the neck restricted. As the horse's frame is shorter than in other trots, his steps will also be shorter but must be more elevated, and he appears lighter and more mobile throughout. Hollowing and/or stiffening the back are severe faults. Only a moderate degree of collection should be expected from a driving horse.
 - b. Working Trot: A regular and unconstrained trot, in which a horse, even if not yet trained and ready for collected movements, shows himself properly balanced and remaining on the bit, goes forward with even, elastic steps and good hock action. The expression "good hock action" means here a free and energetic forward swing of the hind legs with hocks brought well forward underneath the horse's body, aiding in his free forward movement. The steps of the hind feet must at least be touching the ground in the footprints of the fore feet.
 - c. Lengthen Stride In The Trot: This trot is used as a preparation for the extended trot. While maintaining the same rhythm, the horse covers more ground than in the working trot. He must lengthen and lower the frame and stride while remaining on contact.
 - d. Extended Trot: The horse lengthens his stride to cover as much ground as possible as a result of greater impulsion from the hindquarters. The driver allows the horse, remaining "on the bit" without leaning on it, to lengthen its frame to gain ground, with the nose slightly in front of the vertical. The hind feet must clearly overtrack the prints made by the fore feet. The horse must remain in balance while maintaining the same tempo with steps of equal size. Going faster is not asked for, and is a severe fault.

CP505 Working Canter

1. A forward, active pace with regular steps of three-time pace, the horse showing good balance, remaining on the bit without leaning on the hand and going forward with light, cadenced steps and good hock action. A canter to the right, for instance, will have the footfalls follow one another in the following sequence: left hind, left diagonal (simultaneously left fore and right hind), right fore, followed by a moment of suspension with all four feet off the ground before the next stride begins. The quality of the canter is judged by the general impression, the regularity and lightness of the three-time pace. The horse must be on the bit and well-engaged in the hindquarters with good hock action, and must have the ability to maintain his rhythm and natural balance throughout the movement and the transitions. The horse must remain straight on the straight lines.

CP506 Reinback

1. The reinback is a backward movement in which the feet are raised and set down simultaneously by diagonal pairs. The feet should be well raised and the hind feet remain well in line.
2. At the preceding halt as well as during the reinback, the horse, although standing motionless and moving back

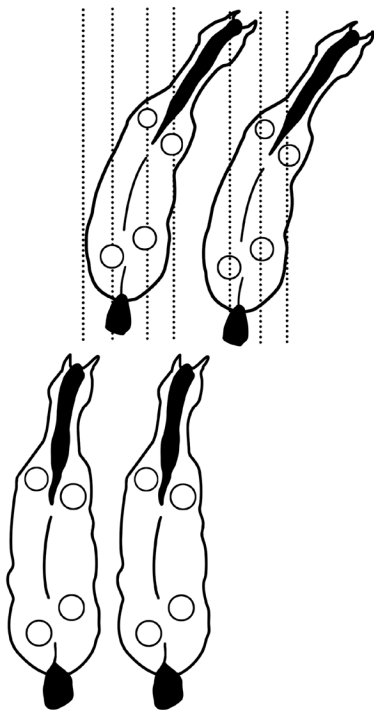
CP - CARRIAGE PLEASURE DIVISION

respectively, should remain on the bit, maintaining his desire to move forward.

3. Anticipation or precipitation of the movement, resistance to or evasion of the hand, deviation of the quarters from the straight line, spreading or inactive hind legs and dragging fore feet are serious faults.
4. If, in a dressage test, a trot is required after a rein back, the horse should move off immediately into his pace, without a halt or intermediate step.

CP507 Shoulder-In

Shoulder-in for the driven horse is performed in Collected Trot. The leaders are positioned so that the outside leader's tail is in front of the head of the pole. The leaders' shoulders are taken to the inside with a constant angle of approximately 30 degrees and a slight but consistent bend in the neck. The inside hind leg steps forward into the line of the outside front leg so that the horses are working on three tracks. Impulsion, rhythm and engagement must be maintained throughout. Too much bend in the neck results in loss of rhythm and suppleness. The wheelers must remain straight with no counterbend.



CP508 Stretching the Frame

The horse gradually takes the reins, stretching forward and downward with light contact, while maintaining balance, rhythm and tempo and quality of the gait.

CP509 Transitions

1. The changes of pace should be clearly shown when the horse's nose arrives at the prescribed marker; they should be quickly made, yet must be smooth and not abrupt. The rhythm of a pace should be maintained up to the moment the pace is changed or the horse halts. The horse should remain light in hand, calm and maintain a correct position in balance and on the bit.
2. In the lower levels, transitions from trot to halt and from halt to trot may be executed progressively through the walk by making two or three well-defined walk steps.

CP510 Half-Halt

The half-halt is a hardly visible, almost simultaneous, coordinated action of the aids, (voice, whip, and hands of the

driver), with the object of increasing the attention and balance of the horse before the execution of several movements or transitions to lesser and higher paces. In shifting slightly more weight onto the horse's quarters the engagement of the hind legs and the balance on the haunches are facilitated for the benefit of the lightness of the forehand and the horse's balance as a whole.

CP511 Changes of Direction

At the changes of direction, the horse should adjust the bend of his body to the curvature of the line he follows, remaining supple and following the indications of the driver without resistance or change of pace, rhythm or speed.

CP512 Figures

1. Serpentine: This is a series of half-circles from one side of the arena to the other, connected by straight lines. Starting and finishing by driving into the corners is incorrect. The number of loops is prescribed in the tests.
2. Figure of eight: This figure consists of two exact circles of equal size as prescribed in the test, joined at the center of the eight. The horse should straighten an instant before changing direction at the center of the figure.
3. Half-circle: This movement consists of a half-circle of stated diameter followed by a return to the original track on a straight line. In a pair or four-in-hand, the pole should touch the centerline briefly at the end of the half circle before returning to the track on a straight line.
4. The deviation: A gradual movement away from the long side of the arena to reach a maximum value prescribed with a gradual movement back to the track.

CP513 Collection

The aim of the collection of the horse is:

1. To further develop and improve the balance and equilibrium of the horse, which has more or less been displaced by the additional weight of the vehicle.
2. To develop and increase the horse's ability to lower and engage his quarters for the benefit of the lightness and mobility of his forehand.
3. To add to the "ease and carriage" of the horse.
4. Collection is, in other words, improved and effected by engaging the hind legs, with the joints bent and supple, forward under the horse's body.
5. The position of the head and neck of a horse at the collected pace is naturally dependent on the stage of training and in some degree, on its conformation. It should, however, be distinguished by the neck being raised and unrestrained, forming a harmonious curve from the withers to the poll, the poll being the highest point, with the head slightly in front of the vertical.

CP514 Submission

1. Submission does not mean a truckling subservience, but an obedience revealing its presence by a constant attention, willingness and confidence in the whole behavior of the horse, as well as by the harmony, lightness and ease he is displaying in the execution of the different movements. The degree of submission is also manifested by the way the horse accepts the bridle with a light contact and a supple poll, or with resistance to or evasion of the driver's hand, being either "above the bit" or "behind the bit" respectively.
2. Putting out the tongue, keeping it above the bit or drawing it up altogether, as well as grinding the teeth and swishing the tail, are mostly signs of nervousness, tenseness or resistance on the part of the horse and must be taken into account by the judges in their marks for the movement concerned as well as in the collective mark for "submission."

CP515 Position and Aids of the Driver

CP - CARRIAGE PLEASURE DIVISION

1. The driver should be seated comfortably on the box so as to be relaxed and effective. Either the one- or two-handed method of driving is acceptable. Common to both methods, the elbows and arms should be close to the body with an allowing but steady hand enabling a consistent “feel” with the horse’s mouth. Drivers should not be penalized or rewarded for using one style over another.
2. The use of the whip and the voice are important aids in driving. They should be used as effectively and unobtrusively as is reasonably possible.

CP516 Dress

1. Competitors are reminded that neatness should be the first requisite. The dress of the competitor and grooms must conform to the style of carriage and harness used. Period costumes, however, are not desirable.
2. Driving aprons, hats, gloves and whip in hand are obligatory for competitors. The whip must be of suitable style and adequate length.

CP517 Arena and Exercise Areas

1. The arena should be on as level ground as possible. The large arena is 100 meters long and 40 meters wide. The small arena is 80 meters long and 40 meters wide. (See Appendix CP-DR-B for arena size options for VSEs.) The size of the arena to be used is determined by the test and the turnout. The correct arena size is printed on the test. Arena measurements are for the interior of the arena enclosure. Arenas should be separated from the public by a distance of at least 5 meters, 10 if possible. The enclosure itself should consist of a low fence (boards, breakable chain, etc.) Letter A should be easy to remove, to let competitors in and out of the arena in a suitable way, or must be placed at least 5 meters away from the arena.
2. The letters outside the enclosure should be placed about 0.5 meters from the fence and clearly marked. It is permissible to decorate the letters with flowers or greenery to enhance the appearance of the arena.
3. The marking of the center line, throughout its length, and the three points D, X, and G are obligatory and must be as clearly marked as possible without being of a nature to frighten the horses. On that account is recommendable: on a grass arena, to mow the grass on the center line shorter than the other parts of the arena, and on a sand arena to roll or rake the center line in a suitable way. In such cases the three points D, X, and G should suitably be mowed, raked or rolled about two meters straight across the center line.
4. In the case of inclement weather or during winter, the use of an indoor arena may be desirable with the necessary modifications to meet local conditions. The requirements for the outdoor arena, however, apply as far as is possible.
5. An exercise area must be provided far enough away from the arena so as not to disturb the competitors during their tests. It should be of sufficient size for several competitors to prepare their horses at the same time. If possible a practice arena with perimeters and letters should be provided.

CP518 Tests

The Federation approves dressage tests for use at in Recognized driving competitions. Tests cannot be modified or simplified.

1. For use in national competitions:
 - a. ADS Training Level Tests: The purpose of these tests is to establish that the correct foundation is being laid for the training of the driving horse requiring the green horse to move freely forward in a free walk on long rein and the working trot, in rhythm while accepting the bit with relaxation, through transitions and 40m circles. This level is also intended to encourage the inexperienced driver.
 - b. ADS Preliminary Level Tests: The purpose of these tests is to establish that the horse has acquired a degree of balance and suppleness in addition to the rhythmical, free forward motion expected at the Training Level. While consistently accepting the bit the horse exhibits more activity of the haunches in the working trot and lengthened

walk. To be demonstrated in: 30m circles, 20m half-circles, serpentine, lengthened trot and stretching the frame.

- c. ADS Intermediate Level Tests: The purpose of these tests is to establish that the horse has become more freely forward with greater use of the haunches than at the Preliminary level, while remaining light in hand without resistance. To be demonstrated in the working walk and trot, the lengthened trot, collected trot, the 5 second halt, the reinback, and the serpentine.
- d. ADS Advanced Level Tests: The purpose of these tests is to establish that the horse has acquired a greater degree of suppleness, balance and lightness in hand than at the Intermediate level while remaining reliably on the bit, producing more impulsion through further strength in the haunches and relaxation of the back and poll enabling the driver to collect and extend the trot. To be demonstrated in the collected and extended trot, the reinback, and the 10-second halt.

CP519 Execution of the Tests

1. The dressage test must be driven from memory.
2. No passengers are permitted, and grooms must sit in their correct places. One groom is optional for singles; one groom is mandatory for pairs and tandems and two grooms are mandatory for unicorns and four-in-hands. There are no groom requirements for VSEs. (A knowledgeable adult horseman must accompany a Junior Driver under 14 years of age. No additional grooms or passengers are permitted. Failure to comply incurs elimination.
3. At the salute, drivers should take the reins in one hand. A lady shall raise the whip vertically or horizontally in front of her face; a gentleman shall remove his hat and let his arm drop loosely along his body or may render the salute as does the lady. The whip salute is used to acknowledge the judge at the start and finish of an individual test or at the beginning and end of a dressage test. The whip salute is also performed in the following ways.
 - By moving the whip, held in the right hand, to a vertical position, the butt end even with the face.
 - By moving the whip, held in the right hand, to a position parallel with the ground, the handle before the face.
 - A gentleman may place the whip in his left hand and remove his hat.
4. Error of Test: If a competitor attempts to perform a movement, or attempts to maintain the pace required and fails to do so, but does not deviate from the track, the judge at "C" may either treat it as an "Error of Course" (see CP519.5), or he may decide to give the movement an appropriate mark.
5. Error of Course:
 - a. It is an "Error of Course" when a competitor deviates from the required track or when a movement is performed at the wrong pace or omitted altogether.
 - b. In the event of a competitor making an Error of Course, the judge at "C" will ring the bell and stop the competitor. The competitor must then resume the test from the beginning of the movement where the error was made. If the competitor is in any doubt, he may approach the judge at "C" for instructions.
6. For "an error of course" or if a groom dismounts, penalty marks will be awarded as follows:

• First incident	5 penalty marks
• Second incident	10 penalty marks
• Third incident	Elimination
7. If the Judge at C Jury has not noted an error, the competitor has the benefit of the doubt.
8. Disobedience – any resistance in the forward movement, kicking or rearing is considered to be disobedience and will be penalized as:

• First incident	5 penalty marks
• Second incident	10 penalty marks

CP - CARRIAGE PLEASURE DIVISION

- Third incident

Elimination

9. Penalty points are noted only on the judge's sheet held by the judge at "C".
10. Disconnected or broken harness: Should the rein, pole strap, chains or trace become disconnected or broken, or should the horse get a leg over the pole, trace or shaft, the judge at "C" will ring the bell and a groom must dismount and reconnect or repair the broken part. The competitor will be penalized for a groom(s) dismounting.
11. In a case of marked lameness, the Judge at "C" informs the competitor that he is eliminated. There is no appeal against this decision.
12. A competitor who does not enter the arena within 90 seconds after the entry bell is rung for his test shall be eliminated at the discretion of the Judge at "C". No competitor can be required to drive prior to his scheduled time.
13. If, during the test, the entire turnout leaves the arena, the competitor is eliminated. If part of a turnout leaves the arena, it shall be scored as a poor movement and appropriate marks awarded.
14. A competitor leaving the arena at the end of a test in any way other than prescribed in the test will be penalized by an error. A competitor leaving the arena at the end of his test at any point other than "A" will be penalized for an error.
15. Competitors shall be allowed to drive the outer perimeter of the arena before entering if possible.
16. Competitors will not be allowed to school in or around the arena while a class is in progress.
17. The judge at "C" may allow a competitor to restart a test if, in his discretion, some unusual circumstance has occurred to interrupt a test.
18. Any intervention by a third party not riding on the vehicle, whether solicited or not, with the object of facilitating the task of the Competitor or his horses, is forbidden as Outside Assistance. Grooms must remain seated in their proper places between entering and leaving the arena. They are not permitted to handle the reins, the whip, or speak unless they are dismounted and the vehicle is stationary.

CP520 Time

The execution of the tests is not timed. The times shown on the test sheets are for scheduling information only.

CP521 Marking

1. All movements and certain transitions from one to another which have to be marked by the judge(s) are numbered on the judge's sheets.
2. They are marked from 0-10, with 0 being the lowest mark and 10 the highest mark.
3. The scale of marks is as follows:

10 – Excellent	9 – Very Good	8 – Good	7 – Fairly Good	6 – Satisfactory
5 – Marginal	4 – Insufficient	3 – Fairly Bad	2 – Bad	1 – Very Bad
0 – Not Executed *				
**"Not executed" means that nothing of the required movement has been performed.				

Half-marks can be awarded.

**"Not executed" means that practically nothing of the required movement has been performed.

4. Collective marks are marked after the competitor has finished his performance for:
 - Gaits
 - Impulsion
 - Submission
 - The driver's handling of the reins and whip; correctness and effect of the aids.

Each collective mark is awarded from 0 to 10.

5. The collective marks, as well as certain difficult and/or infrequently repeated movements, can be given a coefficient

of more than 1, which is fixed by the Dressage Committee of the ADS and appears on the test.

6. The mark for each movement should first establish the fact of whether the movement is performed insufficiently (4 or below) or marginal or better (5 or above). The judge should state the reason for each mark, as far as possible, but particularly for marks 5 downward.
7. A movement which must be carried out at a certain point of the arena should be done at the moment when the horse's nose is above this point.
8. If a problem appears once, it may be treated lightly by the judge. If it appears successively, he will score it more harshly each time, i.e., nodding, stumbling, shying, etc.
9. Signs of tenseness or resistance on the part of the horse should be considered in the marks for each movement where they appear, as well as in the collective marks. Horses which get their tongues over the bit or perform with an open mouth shall be marked down.
10. The levels of dressage are offered as a means of evaluating a horse that is changing. The purpose of each test is printed thereon. The horse shall be considered in the light of the degree of training it should have achieved to be shown at that level.
11. Allocation of marks: The judges will allocate their marks individually, and there will be no consultation among judges once the competitor has commenced the test.
12. **Pairs and** multiple turnouts: Pairs, tandems, and four-in-hands will be judged as a whole and not as individual horses.
13. Pace: The definition of paces – movements will apply to all types and breeds of horses.
14. Terminology: The following must be considered when judging Driven Dressage movements:
 - a. Obedience and Lightness – willing response to aids without resistance; correctness of bend.
 - b. Regularity – the regularity, evenness and rhythm with which the horse puts his feet to the ground.
 - c. Contact- the tension in the reins between the driver's hands and the horse. It should be light and flexible and maintained at all times.
 - d. Impulsion – the willingness of the horse to go forward energetically at all times and to respond quickly and evenly to changes of pace. The horse must remain in balance while maintaining the same tempo with steps of equal size.
 - e. Straightness – carrying the head, neck and body in a straight line with the weight evenly divided among the legs.
 - f. Collection – roundness and engagement with good hock action, elevated poll allowing the shoulders to move with ease. The horse's energy is contained in a more deliberate pace than in the Working Trot. The haunches are more compressed, the croup is lowered, and the forehead is elevated to the same degree. The stride is shorter but more powerful than the working trot and the front legs will move from the shoulder with greater agility resulting in lightness and greater mobility throughout. The neck should be more arched. The shortening of the frame is not and never should be a result of pulling back but rather of asking and allowing the horse to move forward into the driver's hand.
 - g. Accuracy – Accuracy of turns, circles, serpentines, along side rails, deviations. *BOD 1/16/16 Effective 2/1/16*

CP522 General Impression

1. Principle: There are five boxes at the end of the Judges' Score Sheets for marks on General Impression.
2. Paces/Gaits: Regularity and freedom (if Four-in-hand, Pair or Tandem, maintenance of pace/ gait by all horses).
The quality of paces/gaits in each movement is marked under the appropriate movement. The mark for the general impression must reflect paces/gaits and transitions during the whole test.
3. Impulsion: Moving forward, engagement of the hindquarters (if Four-in-hand, Pair, or Tandem, all horses working). The level of impulsion may vary between movements and pace, but the mark for impulsion must reflect the

CP - CARRIAGE PLEASURE DIVISION

performance of the horses through the test.

4. Obedience and Lightness/Submission: Response to aids, willing and without resistance. Correctness of bend. Suppleness.
5. Competitor: Use of aids, handling of reins and whip, position on the box, accuracy of the figures. The mark must reflect the consistent level of accuracy and quality of transitions.
6. Presentation:
 - a. Appearance of competitor and grooms, cleanliness, fitness, matching and condition of horses, vehicle and harness.
 - b. Bandages and brushing boots are not permitted under any circumstances. Failure to comply entails 10 penalty points.

CP523 Classification and Scoring

1. After each performance and after each Judge has given his collective marks, which must be done with due consideration, the judges' sheets pass into the hands of the scorers.
2. In regular dressage competition (pleasure shows, etc.) the total number of points awarded by each judge will be added together and divided by the number of judges to obtain the average. Any penalties as defined in CP519 awarded by the judge at C will be deducted from the average to obtain the total. The competitor with the highest number of points will be placed first. The winner is the competitor having the highest total points, the second, the one with the next highest total points and so on. In the case of equality of points, the competitor with the highest marks received under General Impressions shall be declared the winner. When the scores for General Impressions tie, the judge may be required to decide on a winner after review of both score sheets or the horses may remain tied.
3. At Driven Dressage-only competitions, scores may be shown as the average score minus the penalty points and/or at the discretion of the organizers, may be scored as in combined driving or shown in percentages as in ridden dressage competitions.

CP524 Ground Jury

1. The invited judges compose the Ground Jury and must be selected from:
 - a. the current list of Federation Combined Driving Judges
 - b. the current list of Federation licensed Dressage judges
 - c. the current list of ADS Dressage or Combined Driving Judges
 1. (1) must have a Federation Guest Judge's card
 - d. a foreign judge approved by his National Federation in Combined Driving or Dressage
 1. (1) must have a Federation Guest Judge's card
 - e. a FEI judge licensed in Combined Driving or Dressage.
2. The judge is placed five meters from the end of the arena opposite the letter C.
3. A separate enclosure (tent, trailer etc.) should be provided for each judge. It should be raised at least 0.5 meters (20 inches) above the ground to give the judge a good view of the arena.

CP525 Technical Delegate

1. There must be a Technical Delegate for Federation licensed open Carriage Pleasure Driving Competitions and for Federation Regular Member competitions that have more than 15 Carriage Division classes. Technical Delegates

must be selected from:

- a. the list of Federation licensed Combined Driving or Carriage Pleasure Driving Technical Delegates
- b. the list of ADS Combined Driving or Pleasure Driving Technical Delegates
 1. (1.) must have a Federation Guest Technical Delegate's card
- c. the list of Federation Combined Category or C2 stewards at breed restricted competitions with 15 or less Carriage division classes.

CP526 Responsibilities of Management

1. Classes should be divided by similar turnouts (singles, pairs, fours, etc.). Horses may not be entered more than once in any dressage class. At Carriage Pleasure Driving Competitions or Driven Dressage Competitions, competitors may enter two consecutive levels with the same horse and driver combination, e.g. Training and Preliminary or Preliminary and Intermediate.
2. No judge shall be required to officiate longer than eight hours in one day. A scheduled 10 minute break must be provided for every two hours of judging.
3. A tentative class schedule must be included in the prize list. If the day of competition is changed, forcing a competitor to withdraw, his entry fees must be refunded.
4. Organizers should prepare a time schedule including all driving times. If possible, competitors should be notified of their driving time in advance. In preparing the schedule consideration should be given to drivers entered in more than one class.
5. Time intervals should be scheduled between classes to allow for judges' breaks and award presentations. The time schedule should be posted in a conspicuous place by noon the day before the competition.
6. Following the presentation of awards for each class, the judge's score sheet should be given to the competitor.

CP527 Abuse

The General Regulations refer to abuse. (See GR839)

CP528 Equipment

1. Style of harness or vehicle should not influence the type of bit being used (CP118).
2. Bandages and brushing boots are not permitted. Failure to comply entails 10 penalty points.
3. Auxiliary reins, including any type of check reins or martingales are not permitted (unless appropriate to the vehicle). Side checks may be used in Training division only.

APPENDIX CP-DR-A. ABBREVIATIONS USED IN SCRIBING FOR A JUDGE

@	at	lat.	lateral(ly)
abr.	abrupt	ld.	lead
attn.	attentive	let.	Letter
bal.	balance	lngth.	lengthening
bd. bdg.	bend, bending	long.	longitudinal
bef.	before	o.	circle
beh.	behind	ob.	obedient
bet.	better	obv.	obvious
bk.	back	outw.	outward
b.	bent	pos.	position
btwen.	between	prec.	precise, precision
c-ln.	centerline	r.bk.	rein-back
cfl.	counter flexed	reg.	regular, regularity
col.	collected, collection	res.	resistant, resistance
cor.	corner	rhy.	rhythm
corr.	correct	rt.	right
cant.	canter	sal.	salute
d.	driver	sat.	satisfactory
dep.	depart	serp.	serpentine
diag.	diagonal	slt.	slight(ly)
dir.	direction, direct(ly)	sm.	small
disob.	disobedient		square
eng.	engaged, engagement	fr. o.	square front only
ext.	extended, extension	st. b.	stepped back
flex.	flexed, flexion	str.	straight
fwd.	forward	strg. o.	strungout
gd.	good	thru	through
h.	horse	tr.	trot
ha.	haunches	trans.	transition
ht.	halt	^ trans.	up transition
hur.	hurried	trans.	down transition
imp.	impulsion	unus.	unusual
inattn.	inattentive	us.	usual(ly)
incomp.	incomplete	v.	very
incor.	incorrect	vert.	vertical
inw.	inward	w/, c	with
irreg.	irregular	~	weaving
L.	left	wr.	wrong

APPENDIX CP-DR-B SMALL AND LARGE ARENAS

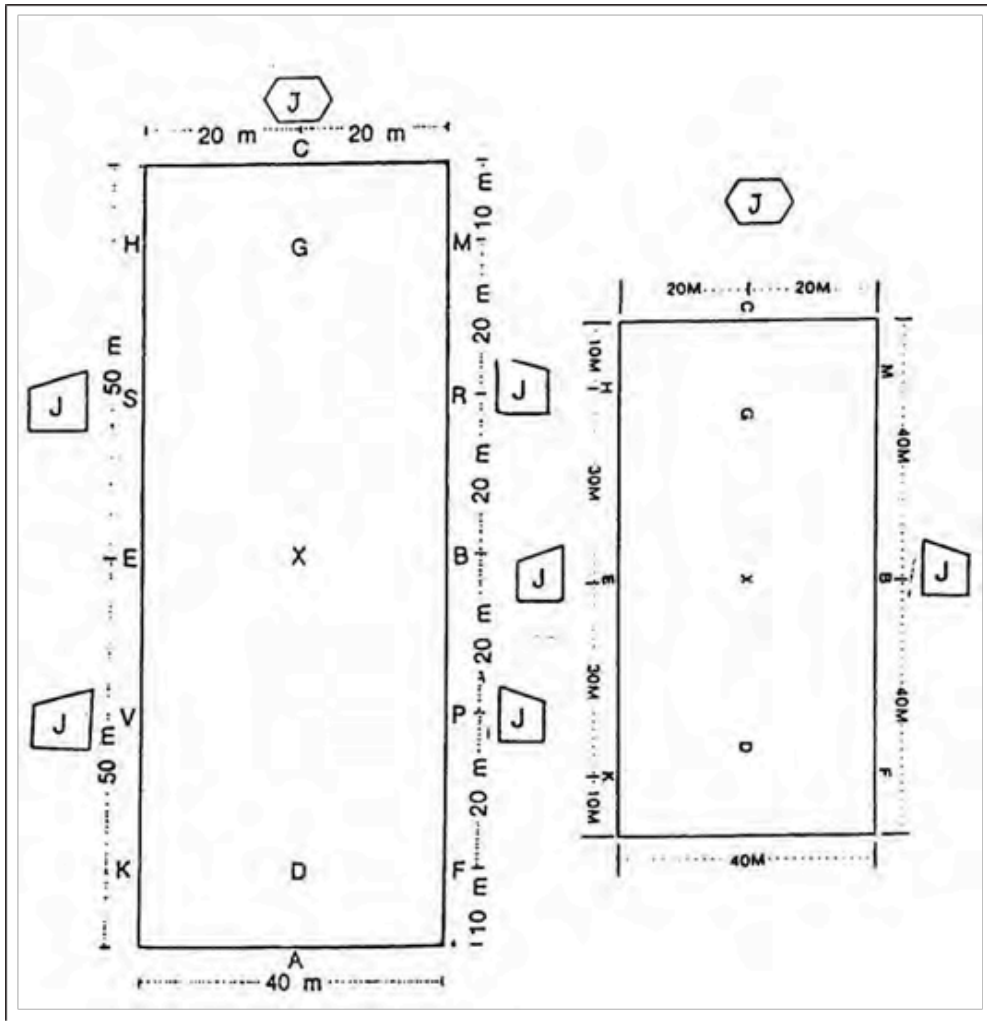


Diagram of Large (100m) and Small (80m) Dressage Arenas

For VSE size-adjusted arena diagrams, refer to Chapter DC Very Small Equines Reference and Size-Adjusted Arena Diagrams

APPENDIX CP-DR-C. DRIVEN DRESSAGE TESTS

Dressage Tests are available upon request, or can be downloaded from the ADS Website: www.americandrivingsociety.org.

* Tests driven by tandems and four-in-hands should be driven in a 40 x 100 meter arena. For VSE entries refer to Combined Driving Appendix F for size-adjusted arena options.

** Time should be increased for large numbers competing in VSE and pony classes.

TEST	Average Driving Time	Min. Time Between Tests **	Arena Size (Meters)	Number Of Movements + Collectives
TRAINING LEVEL				
Test 1 (Short Test)	5 min	7 min	40 x 80 *	10
Test 2	5 min	7 min	40 x 80 *	10
Test 3	7½ min	9 min	40 x 80 *	12
Test 4	7 min	9 min	40 x 80 *	11
PRELIMINARY LEVEL				
Test 1	6 min	8 min	40 x 80 *	12
Test 2	6 ½ min	8 min	40 x 80 *	14
Test 3	4 ½ min	6 min	40 x 80 *	12
Test 4	6 min	8 min	40 x 80 *	11
Test 5 (Tandem & Four-in-hand)	6 ½ min	8 min	40 x 100	12
Test 6 (Single & Pair only)	6 min	8 min	40 x 80 *	13
INTERMEDIATE LEVEL				
Test 1	8½ min	10 min	40 x 100	14
Test 2	9½ min	11 min	40 x 100	14
Test 3	9 min	11 min	40 x 80 *	14
Test 4	6½ min	8 min	40 x 80 *	14
Test 5	8½ min	10 min	40 x 80 *	14
Test 6 (Single & Pair only)	9 min	11 min	40 x 80	15
Test 7	9½ min	12 min	40 x 100	13
Canter Test 1	9 min	11 min	40 x 100	15
Canter Test 2	9 min	11 min	40 x 100	14

APPENDIX CP-DR-D. DRESSAGE TEST SCORING

DRIVEN DRESSAGE COMPETITIONS ONLY (ALTERNATIVE METHOD CP523)

Points awarded by all Judges are averaged (Average Total Points)

Average Total Points – additional penalties = Total score

Total Score ÷ Total Points x 100 = Test %

Test	Presentation on Move		Presentation @ Halt	
	Total Points	Factor (Max. 160)	Total Points	Factor (Max. 150)
TRAINING LEVEL (Print tests on white paper)				
Test 1 (Short Test)	200	.80	190	.789
Test 2	210	.762	200	.75
Test 3	230	.696	220	.682
Test 4	220	.727	210	.714
PRELIMINARY LEVEL (Print tests on green paper)				
Test 1	220	.727	210	.714
Test 2	240	.667	230	.652
Test 3	220	.727	210	.714
Test 4	220	.727	210	.714
Test 5 (for Tandems and Four-In-Hands)	230	.696	220	.682
Test 6 (Single & Pair only)	240	.667	230	.652
INTERMEDIATE LEVEL				
Test 1	240	.667		
Test 2	250	.64		
Test 3	240	.667		
Test 4	240	.667		
Test 5	250	.64		
Test 6 (Single & Pair only)	240	.667		
Test 7	230	.696		
Canter Test 1	250	.64		
Canter Test 2	240	.667		
ADVANCED LEVEL				
FEI 8A (Horse Four & Tandem)	250	.64		
FEI 8B (Horse Pair)	250	.64		
FEI 9 (Horse & Pony Single)	250	.64		
FEI 10 (Pony multiples)	250	.64		
Arena LEVEL				
Training Trials			NO PRESENTATION	
Training level #1			190	.789
Training level #2			190	.789
Preliminary level #1			210	.714
Preliminary level #1			210	.714
Intermediate level			210	.714
Advanced level			170	.882

CHAPTER DR DRESSAGE DIVISION

SUBCHAPTER DR-I DRESSAGE GOVERNING REGULATIONS

- DR101 Object and General Principles of Dressage
- DR102 The Halt
- DR103 The Walk
- DR104 The Trot
- DR105 The Canter
- DR106 The Rein Back
- DR107 The Transitions
- DR108 The Half-Halt
- DR109 The Changes of Direction
- DR110 The Figures and The Exercises
- DR111 Work on Two Tracks and The Lateral Movements
- DR112 The Pirouette, The Half-pirouette, The Quarter-pirouette, The Working Pirouette, The Working Half-pirouette, The Turn on the Haunches
- DR113 The Passage
- DR114 The Piaffe
- DR115 The Collection
- DR116 The Impulsion, The Submission
- DR117 The Position and Aids of the Rider
- DR118 Tests for Dressage Competitions
- DR119 Participation in Dressage Competitions
- DR120 Dress
- DR121 Saddlery and Equipment
- DR122 Execution and Judging of Tests
- DR123 Scoring, Classification and Prize-Giving
- DR124 Elimination
- DR125 Competition Licensing and Officials
- DR126 Requirements for Dressage Competition Management
- DR127 USEF/USDF Qualifying and Championship Classes and Federation National Championships for Dressage
- DR128 USEF National Championships
- DR129 Musical Freestyle Ride
- DR130 Quadrille and Pas de Deux
- DR131 Dressage Derby
- DR132 Suitable to Become a Dressage Horse
- DR133 Dressage Seat Equitation
- DR134 Materiale Class
- DR135 Pony Measurement
- DR136 Exhibition
- DR137 Maiden, Novice, and Limit Classes

SUBCHAPTER DR-2 DRESSAGE SPORT HORSE BREEDING

DR201 Purpose

DR202 General Regulations

DR203 Definitions

DR204 Classes

DR205 Entries

DR206 Equipment and Turn Out

DR207 General

DR208 Competition Veterinarian

DR209 Conduct of Classes

DR210 Judging Specifications

DR211 Judging Procedures

CHAPTER DR DRESSAGE DIVISION**SUBCHAPTER DR-I DRESSAGE GOVERNING REGULATIONS**

The pinnacle of Dressage Competition is the Grand Prix of Dressage Competition of the Olympic Games. Rules for that competition and other international competitions are found in the FEI booklet, "Rules for Dressage Events". For any circumstances not specifically covered in these rules reference should be made to the following publications of the FEI:

- Rules for Dressage Events
- General Regulations

Since every eventuality cannot be provided for in these Rules for any unforeseen or exceptional circumstances, it is the duty of the Jury or Show Committee, according to their respective responsibilities as outlined in DR124.2, to make a decision in a sporting spirit and approaching as nearly as possible the intention of these Rules.

DR101 Object and General Principles of Dressage


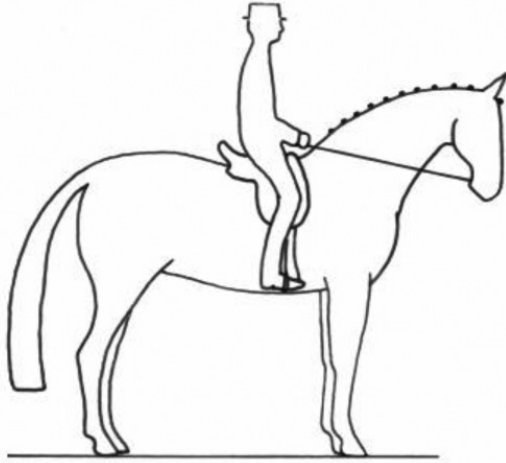
1. The object of dressage is the development of the horse into a happy athlete through harmonious education. As a result, it makes the horse calm, supple, loose and flexible, but also confident, attentive and keen, thus achieving perfect understanding with the rider.
2. These qualities are demonstrated by:
 - a. The freedom and regularity of the gaits;
 - b. The harmony, lightness and ease of the movements;
 - c. The lightness of the forehand and the engagement of the hindquarters, originating from a lively impulsion;
 - d. The acceptance of the bit, with submissiveness/throughness (Durchlässigkeit) without any tension or resistance.
3. The horse thus gives the impression of doing, of its own accord, what is required. Confident and attentive, submitting generously to the control of the rider, remaining absolutely straight in any movement on a straight line and bending accordingly when moving on curved lines.
4. The walk is regular, free and unconstrained. The trot is free, supple, regular and active. The canter is united, light and balanced. The hindquarters are never inactive or sluggish. The horse responds to the slightest indication of the rider and thereby gives life and spirit to all the rest of its body.
5. By virtue of a lively impulsion and the suppleness of the joints, free from the paralyzing effects of resistance, the horse obeys willingly and without hesitation and responds to the various aids calmly and with precision, displaying a natural and harmonious balance both physically and mentally.
6. In all the work, even at the halt, the horse must be "on the bit." A horse is said to be "on the bit" when the neck is more or less raised and arched according to the stage of training and the extension or collection of the gait, accepting the bridle with a light and consistent soft submissive contact. The head should remain in a steady position, as a rule slightly in front of the vertical, with a supple poll as the highest point of the neck, and no resistance should be offered to the rider.
7. Cadence is shown in trot and canter and is the result of the proper harmony that a horse shows when it moves with well-marked regularity, impulsion and balance. Cadence must be maintained in all the different trot or canter exercises and in all the variations of these gaits.
8. The regularity of the gaits is fundamental to dressage.

DR102 The Halt

1. At the halt the horse should stand attentive, engaged, motionless, straight and square with the weight evenly distributed over all four legs. The neck should be raised with the poll as the highest point and the head slightly in front of the vertical. While remaining "on the bit" and maintaining a light and soft contact with the rider's hand, the horse may quietly chew the bit and should be ready to move off at the slightest indication of the rider. The halt must be


at least 3 seconds **when shown with a salute**. The halt should be **maintained** throughout the salute. **BOD 1/16/16**
Effective 4/1/16

2. The halt is obtained by the displacement of the horse's weight to the hindquarters by a properly increased action of the seat and legs of the rider, driving the horse towards a softly closed hand, causing an almost instantaneous but not abrupt halt at a previously fixed place. The halt is prepared by a series of half-halts (see transitions).
3. The quality of the gaits before and after the halt is an integral part of the assessment.



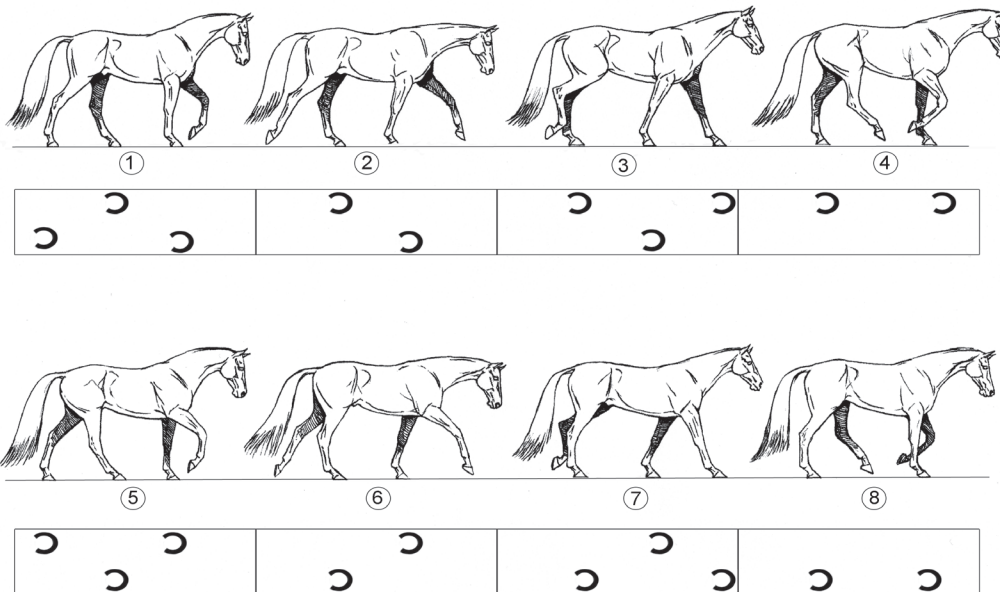
DR103 The Walk

1. The walk is a marching gait in a regular and well-marked four time beat with equal intervals between each beat. This regularity combined with full relaxation must be maintained throughout all walk movements.
2. When the foreleg and the hind leg on the same side swing forward almost synchronously, the walk has a lateral rhythm. This irregularity is a serious deterioration of the gait.
3. The following walks are recognized: Medium walk, Collected walk, Extended walk and Free walk. There should always be a clear difference in the attitude and overtracking in these variations.
 - a. Medium walk. A clear, regular and unconstrained walk of moderate lengthening. The horse, remaining "on the bit", walks energetically but relaxed with even and determined steps, the hind feet touching the ground in front of the hoof prints of the fore feet. The rider maintains a light, soft and steady contact with the mouth, allowing the natural movement of the head and neck.
 - b. Collected walk. The horse, remains "on the bit", moves resolutely forward, with its neck raised and arched and showing a clear self-carriage. The head approaches the vertical position and a light contact is maintained with the mouth. The hind legs are engaged with good hock action. The gait should remain marching and vigorous, the feet being placed in regular sequence. The steps cover less ground and are higher than at the medium walk, because all the joints bend more markedly. The collected walk is shorter than the medium walk, although showing greater activity.
 - c. Extended walk. The horse covers as much ground as possible, without haste and without losing the regularity of the steps. The hind feet touch the ground clearly in front of the hoof prints of the fore feet. The rider allows the horse to stretch out the head and neck (forward and downwards) without losing contact with the mouth and control of the poll. The nose must be clearly in front of the vertical.



d. Free Walk. The free walk is a pace of relaxation in which the horse is allowed complete freedom to lower and stretch out his head and neck. The degree of ground cover and length of strides, with hind feet stepping clearly in front of the footprints of the front feet, are essential to the quality of the free walk.

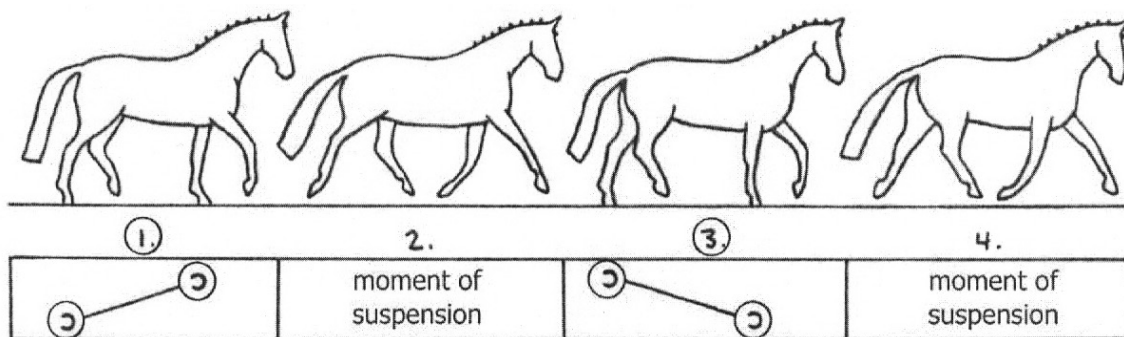
e. Stretching on a long rein. This exercise gives a clear impression of the “throughness” of the horse and proves its balance, suppleness, obedience and relaxation. In order to execute the exercise “stretching on a long rein” correctly, the rider allows the horse to take the reins gradually and smoothly as he stretches his neck forward and downward. As the neck stretches forwards and downwards, the mouth should reach more or less to the horizontal line corresponding with the point of the shoulder. An elastic and consistent contact with the rider’s hands must be maintained. The gait must maintain its rhythm, and the horse should remain light in the shoulders with the hindlegs well engaged. During the retake of the reins the horse must accept the contact without resistance in the mouth or poll.



The walk is a gait in four-beat rhythm with eight phases (numbers in circles indicate the beat).

DR104 The Trot

1. The trot is a two-beat gait of alternate diagonal legs (left fore and right hind leg and vice versa) separated by a moment of suspension.
2. The trot should show free, active and regular steps.
3. The quality of the trot is judged by general impression, i.e. the regularity and elasticity of the steps, the cadence and impulsion in both collection and extension. This quality originates from a supple back and well-engaged hindquarters, and by the ability to maintain the same rhythm and natural balance with all variations of the trot.
4. The following trots are recognized: Working trot, Lengthening of Steps, Collected trot, Medium trot and Extended trot.
 - a. Working trot. This is a pace between the collected and the medium trot, in which a horse's training is not yet developed enough and ready for collected movements. The horse shows proper balance and, remaining "on the bit", goes forward with even, elastic steps and good hock action. The expression "good hock action" underlines the importance of an impulsion originating from the activity of the hindquarters.
 - b. Lengthening of stride. In some tests, "lengthening of stride" is required. This is a variation between the working and medium trot in which a horse's training is not developed enough for medium trot.
 - c. Collected trot. The horse, remaining "on the bit", moves forward with the neck raised and arched. The hocks, being well-engaged and flexed, must maintain an energetic impulsion, enabling the shoulders to move with greater mobility, thus demonstrating complete self-carriage. Although the horse's steps are shorter than in the other trots, elasticity and cadence are not lessened.
 - d. Medium trot. This is a pace of moderate lengthening compared to the extended trot, but "rounder" than the latter. Without hurrying, the horse goes forward with clearly lengthened steps and with impulsion from the hindquarters. The rider allows the horse to carry the head a little more in front of the vertical than at the collected and the working trot, and to lower the head and neck slightly. The steps should be even, and the whole movement balanced and unconstrained.
 - e. Extended trot. The horse covers as much ground as possible. Without hurrying, the steps are lengthened to the utmost as a result of great impulsion from the hindquarters. The rider allows the horse to lengthen the frame and to gain ground whilst controlling the poll, The fore feet should touch the ground on the spot towards which they are pointing. The movement of the fore and hind legs should reach equally forward in the moment of extension. The whole movement should be well-balanced and the transition to collected trot should be smoothly executed by taking more weight on the hindquarters.
5. All trot work is executed "sitting", unless otherwise indicated in the test.

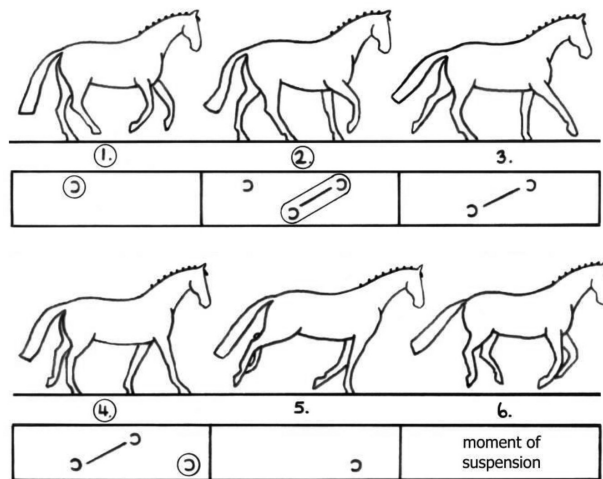


The trot is a gait in two-beat rhythm with four phases (Numbers in circles indicate the beat)

DR105 The Canter

1. The canter is a three-beat gait where, in canter to the right, for example, the footfall is as follows: left hind, left

- diagonal (simultaneously left fore and right hind), right fore, followed by a moment of suspension with all four feet in the air before the next stride begins.
2. The canter, always with light, cadenced and regular strides, should be moved into without hesitation.
 3. The quality of the canter is judged by the general impression, i.e. the regularity and lightness of the steps and the uphill tendency and cadence originating from the acceptance of the bridle with a supple poll and in the engagement of the hindquarters with an active hock action - and by the ability of maintaining the same rhythm and a natural balance, even after a transition from one canter to another. The horse should always remain straight on straight lines and correctly bent on curved lines.
 4. The following canters are recognized: Working canter, lengthening of strides, Collected canter, Medium canter and Extended canter.
 - a. Working canter. This is a pace between the collected and the medium canter, in which a horse's training is not yet developed enough and ready for collected movements. The horse shows natural balance while remaining "on the bit", and goes forward with even, light and active strides and good hock action. The expression "good hock action" underlines the importance of an impulsion originating from the activity of the hindquarters.
 - b. Lengthening of strides. In some tests, "lengthening of strides" is required. This is a variation between the working and medium canter in which a horse's training is not developed enough for medium canter.
 - c. Collected canter. The horse, remaining "on the bit", moves forward with the neck raised and arched. The hocks, being well-engaged, maintain an energetic impulsion, enabling the shoulders to move with greater mobility thus demonstrating self carriage and an uphill tendency. The horse's strides are shorter than in the other canters, without losing elasticity and cadence.
 - d. Medium canter. This is a pace between the working and the extended canter. Without hurrying, the horse goes forward with clearly lengthened strides and impulsion from the hindquarters. The rider allows the horse to carry the head a little more in front of the vertical than in the collected and working canter, and at the same time allows the horse, to lower the head and neck slightly. The strides should be balanced and unconstrained.
 - e. Extended canter. The horse covers as much ground as possible. Without hurrying, the strides are lengthened to the utmost. The horse remains calm, light and straight as a result of great impulsion from the hindquarters. The rider allows the horse to lengthen the frame with a controlled poll and to gain ground. The whole movement should be well-balanced and the transition to collected canter should be smoothly executed by taking more weight on the hindquarters.
 5. Counter-canter. The counter canter is a balancing and straightening movement that must be executed in collection. The horse canters in correct sequence with the outside foreleg leading with positioning to the side of the leading leg. The foreleg should be aligned to the same track as the hind leg.
 6. Change of lead through the Trot. This is a change of lead where the horse is brought back into the trot and after a few trot strides, is restarted into a canter with the other leg leading.
 7. Simple change of lead at the canter. This is a movement in which, after a direct transition out of the canter into a walk, with three to five clearly defined steps, an immediate transition is made into the other canter lead.
 8. Flying change of lead. The flying change is performed in one stride with the front and hind legs changing at the same moment. The change of the leading front and hind leg takes place during the moment of suspension. The aids should be precise and unobtrusive. Flying changes of lead can also be executed in series at every 4th, 3rd, 2nd or at every stride. The horse, even in the series, remains light, calm and straight with lively impulsion, maintaining the same rhythm and balance throughout the series concerned. In order not to restrict or restrain the lightness, fluency and groundcover of the flying changes in series, enough impulsion must be maintained. Aims of flying changes: To show the reaction, sensitivity and obedience of the horse to the aids for the change of lead.



The canter is a gait in three-beat rhythm with six phases.

DR106 The Rein Back

1. Rein back is a rearward diagonal movement with a two-beat rhythm but without a moment of suspension. Each diagonal pair of legs is raised and returned to the ground alternatively, with the forelegs aligned on the same track as the hindlegs. A four-beat rein back that is not clearly two-beat and diagonal, if done without resistance, could also be scored marginal or better.
2. During the entire exercise, the horse should remain “on the bit”, maintaining its desire to move forward.
3. Anticipation or precipitation of the movement, resistance to or evasion of the contact, deviation of the hindquarters from the straight line, spreading or inactive hind legs and dragging forefeet are serious faults.
4. The steps are counted as each foreleg moves back. After completing the required number of steps backward, the horse should show a square halt or move forward in the required gait immediately. In tests where a rein back of one horse’s length is required, it should be executed with three or four steps.
5. Reinback series (Schaukel) is a combination of two rein backs with walk steps in between. It should be executed with fluent transitions and the required number of steps.

DR107 The Transitions

1. The changes of gait and pace should be clearly shown at the prescribed marker; they should be quickly made yet must be smooth and not abrupt. The cadence of a gait or pace should be maintained up to the moment when the gait or pace is changed or the horse halts. The horse should remain light in hand, calm and maintain a correct position.
2. The same applies to transitions from one movement to another for instance from the passage to the piaffe and vice versa.

DR108 The Half-Halt

The half-halt is a hardly visible, almost simultaneous, coordinated action of the seat, the legs and the hand of the rider, with the object of increasing the attention and balance of the horse before the execution of several movements or transitions between gaits or paces. In shifting slightly more weight onto the horse’s quarters, the engagement of the hind legs and the balance on the haunches are facilitated for the benefit of the lightness of the forehand and the horse’s balance as a whole.

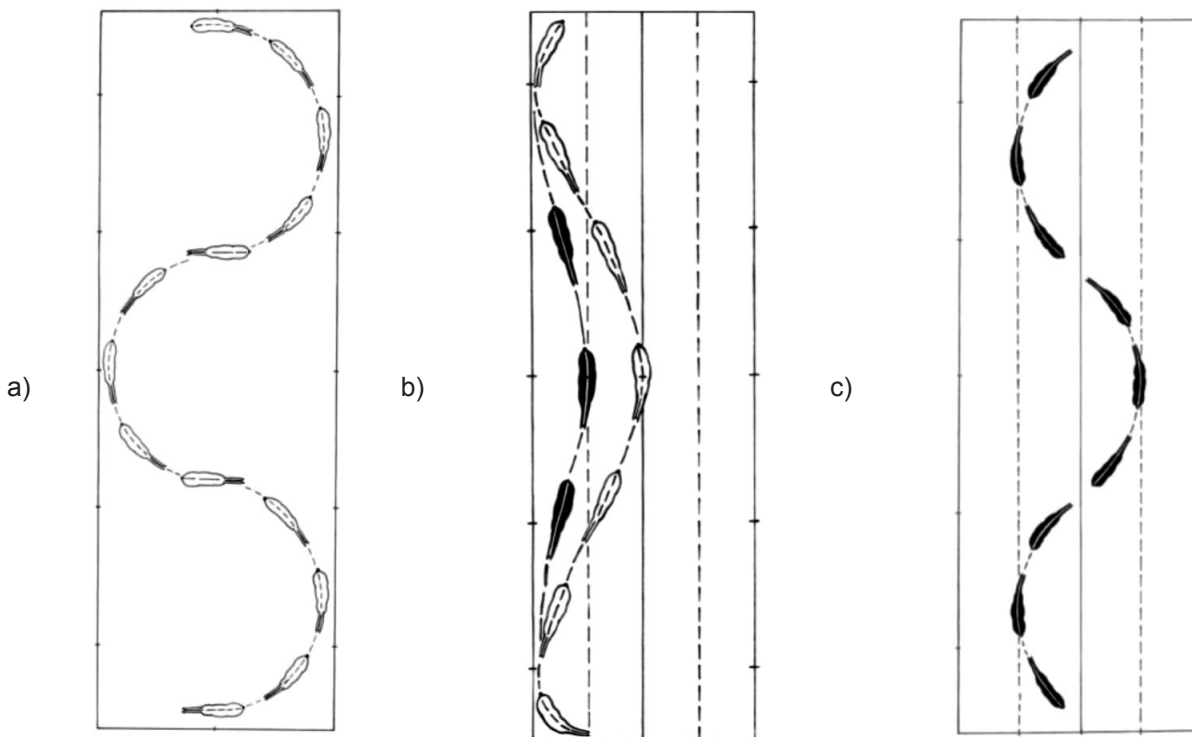
DR109 The Changes of Direction

1. At changes of direction, the horse should adjust the bend of his body to the curvature of the line it follows, remaining supple and following the indications of the rider, without any resistance or change of gait, rhythm or speed. Corners should be ridden as one-quarter of a volte appropriate to the level of the test (10 meters at Training-First Levels, 8 meters at Second-Fourth Levels and 6 meters above Fourth Level).
2. Changes of directions can be executed in the following ways:
 - a. Right-angled turn including riding through the corner (one quarter of a volte of approximately 6 meters).
 - b. Short and long diagonal.
 - c. Half voltes and half circles with change of rein.
 - d. Half pirouettes and turn on the haunches.
 - e. Serpentine loops.
 - f. Counter-changes of hand (in zig-zag).* The horse should be straight for a moment before changing direction.

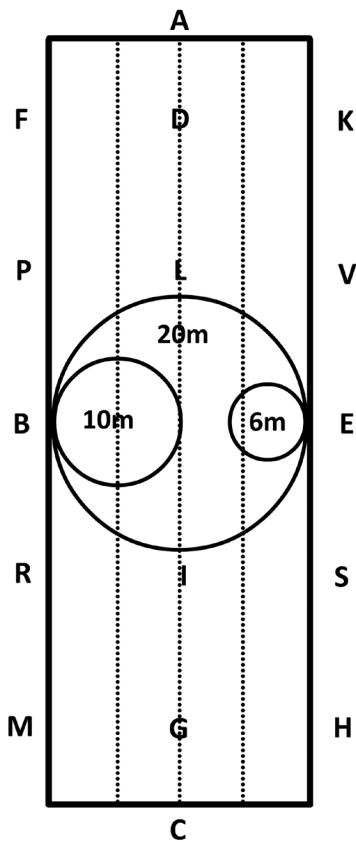
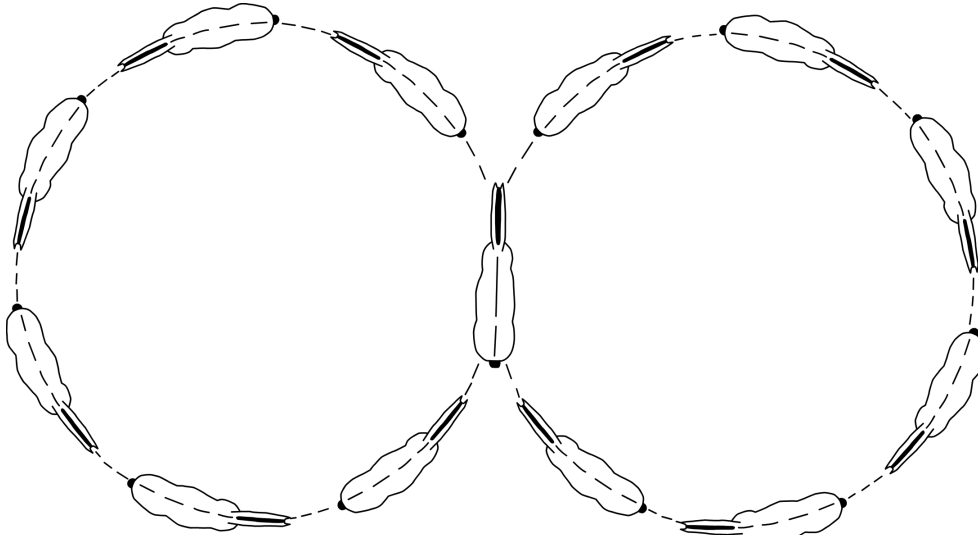
* Zig-zag: A movement containing more than two half-passes with changes of direction.

DR110 The Figures and The Exercises

1. The figures asked in dressage tests are the voltes, the serpentine and the figures of eight.
 - a. Volte. The volte is a circle of 6, 8 or 10 meters in diameter. If larger than 10 meters, it is a circle.
 - b. Serpentine. The serpentine with several loops touching the long side of the arena consists of half circles connected by a straight line. When crossing the centerline, the horse should be parallel to the short side (a). Depending on the size of the half circles, the straight connection varies in length. Serpentine with one loop on the long side of the arena are executed with 5-meter or 10-meter distance from the track (b). Serpentine around the centerline are executed between the quarter lines (c).



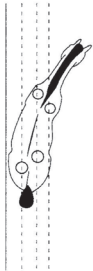
c. Figure of eight. This figure consists of two voltes or circles of equal size as prescribed in the test, joined at the center of the eight. The rider should make his horse straight an instant before changing direction at the center of the figure.



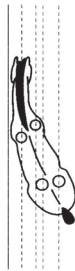
3. The exercises.

- a. Stretching the Frame. This exercise gives a clear impression of the “throughness” of the horse and proves its balance, suppleness, obedience and relaxation. In order to execute the exercise “stretching on a long rein” correctly, the athlete must lengthen the reins as the horse stretches gradually forward and downward. As the neck stretches forward and downward, the mouth should reach more or less to the horizontal line corresponding with the point of the shoulder or lower. An elastic and consistent contact with the athlete’s hands must be maintained. The gait must maintain its rhythm and tempo, and the horse should remain light in the shoulders with a swinging back and with the hindlegs well- engaged. During the retake of the reins the horse must accept the contact without resistance in the mouth or poll.
- b. *Überstreichen*. A clear release of contact where the horse maintains self-carriage, rhythm, tempo, straightness, and quality of gait.

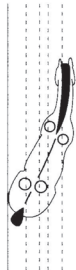
1) Shoulder in



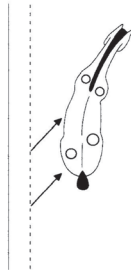
2) Travers



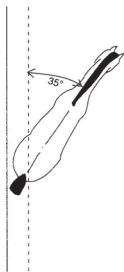
3) Renvers



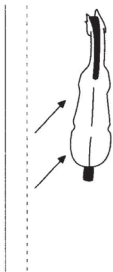
4) Half-Pass



5) Leg yielding along the wall



5) Leg-yielding on the diagonal

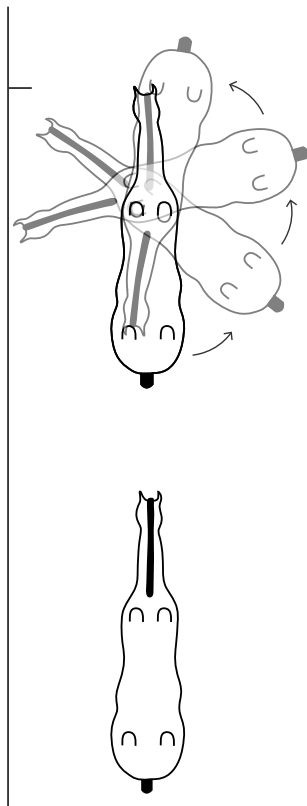


DR111 Work on Two Tracks and The Lateral Movements

1. A distinction must be made between the following movements: Leg yielding, Shoulder in, Travers, Renvers, Half pass.
2. Work on two tracks.
 - a. The aim of movements on two tracks is:
 1. To improve the obedience of the horse to the cooperative aids of the rider;
 2. To supple all parts of the horse thereby increasing the freedom of his shoulders and the suppleness of his

quarters as well as the elasticity of the bond connecting the mouth, the poll, the neck, the back and the haunches;

3. To improve the cadence and bring the balance and gaits into harmony;
- b. Leg-yielding. The horse is almost straight, except for a slight flexion at the poll away from the direction in which he moves, so that the rider is just able to see the eyebrow and nostril on the inside. The inside legs pass and cross in front of the outside legs. Leg-yielding should be included in the training of the horse before he is ready for collected work. Later on, together with the more advanced movement shoulder-in, it is the best means of making a horse supple, loose and unconstrained for the benefit of the freedom, elasticity and regularity of his gaits and the harmony, lightness and ease of his movements. Leg-yielding can be performed on the diagonal in which case the horse should be as close as possible parallel to the long sides of the arena although the forehand should be slightly in advance of the quarters. It can also be performed along the wall in which case the horse should be at an angle of about 35 degrees to the direction in which the horse is moving (see Fig. 5).
 - c. Turn on the Forehand. The purpose of this exercise is to supple the horse and teach him obedience to the aids. In this exercise, the inside of the horse is the side from which the horse yields, i.e. the horse is flexed at the poll to the right, which is the inside, when the haunches move to the left. The horse moves around the inside front leg. The outside front foot steps forward and around the inside forefoot, which remains active in the sequence of footfalls. The hind feet move on a curved line, with the inside hind foot striking the ground in front of the outside hind foot.



3. The lateral movements.

- a. The additional aim of lateral movements is to develop and increase the engagement of the quarters and thereby also the collection.
- b. In all lateral movements - shoulder-in, travers, renvers, half-pass—the horse is slightly bent and moves with the forehand and the quarters on two different tracks (see Fig 1-4).
- c. The bend or flexion must never be exaggerated so that it impairs the balance and fluency of the movement

- d. At the lateral movements the gait should remain free and regular, maintained by a constant impulsion, yet it must be supple, cadenced and balanced. The impulsion is often lost, because of the rider's preoccupation mainly in bending the horse and pushing him sideways.
- e. At all lateral movements the side to which the horse should be bent is the inside. The opposite side is the outside.
- f. Shoulder-in. This exercise is performed in collected trot. The horse is ridden with a slight but uniform bend around the inside leg of the rider maintaining cadence at a constant angle of approx. 30 degrees. The horse's inside foreleg passes and crosses in front of the outside foreleg; the inside hind leg steps forward under the horse's body weight following the same track of the outside foreleg, with the lowering of the inside hip. The horse is bent away from the direction in which it is moving. (see Fig. 1). If the shoulder-in is performed on the long side or on the center line, the horse should be straightened after the shoulder-in, before going into the corner. If the movement that follows the shoulder-in is a circle at any point, or a turn left or right at any point other than the four corners, the horse should not be straightened.
- g. Travers. **This exercise is performed in collected trot. The forehand remains on the track with the head looking straight along the track. The haunches are moved to the inside, with the horse slightly bent toward the direction of movement, so that from the front or behind one sees four tracks. The degree of bend is greater than that of shoulder-in and a constant angle of approximately 35 degrees should be shown. The horse's outside hind leg passes and crosses in front of the inside hind leg. The outside foreleg is placed in front of the inside foreleg. To start the travers, the haunches must leave the track or, after a corner or circle, are not brought back onto the track. At the end of the travers, the quarters are brought back onto the track as in finishing a circle.(see Fig. 2). BOD 1/16/16 Effective 4/1/16**
- h. Renvers. This is the inverse movement in relation to travers. The hindquarters remain on the track while the forehand is moved inward. To finish the renvers the forehand is aligned with the quarters on the track. Otherwise, the same principles and conditions that apply to the travers are applicable to the renvers. The horse is slightly bent around the inside leg of the rider. The horse's outside legs pass and cross in front of the inside legs. The horse is bent in the direction in which it is moving. Aims of renvers: To show a fluent collected trot movement on a straight line with a greater degree of bend than in shoulder-in. Fore and hind legs cross, balance and cadence are maintained.
- i. Half-pass. This movement is a variation of travers, executed on a diagonal line instead of along the wall. It can be performed in collected trot (and in passage in a freestyle) or collected canter. The horse should be slightly bent around the inside leg of the rider and in the direction in which it is moving. The horse should maintain the same cadence and balance throughout the whole movement. In order to give more freedom and mobility to the shoulders, it is of great importance that the impulsion be maintained, especially the engagement of the inside hind leg. The horse's body is nearly parallel to the long side of the arena with the forehand slightly in advance of the hindquarters. The bend in the half-pass should increase with the steepness of the diagonal. In the trot, the outside legs pass and cross in front of the inside legs. In the canter, the movement is performed in a series of forward/sideways strides. Aims of half-pass in trot: To show a fluent collected trot movement on a diagonal line with a greater degree of bend than in shoulder-in. Fore and hind legs cross, balance and cadence are maintained. Aims of the half-pass in canter: To both demonstrate and develop the collection and suppleness of the canter by moving fluently forwards and sideways without any loss of rhythm, balance or softness and submission to the bend.

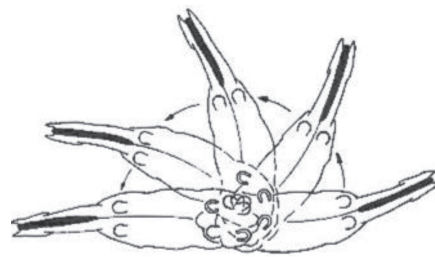
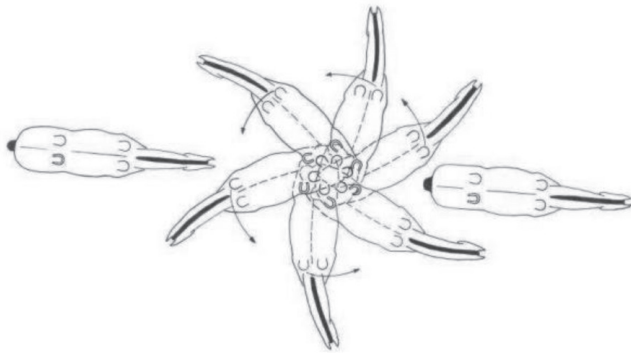
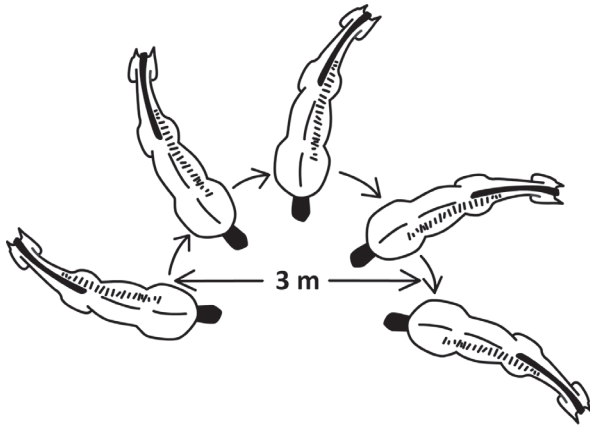
DR112 The Pirouette, The Half-pirouette, The Quarter-pirouette, The Working

Pirouette, The Working Half-pirouette, The Turn on the Haunches

1. The pirouette (half-pirouette) is a circle (half-circle) executed on two tracks with a radius equal to the length of the horse, the forehand moving round the haunches.
2. Pirouettes (half-pirouettes) are usually carried out at collected walk or canter but can also be executed at Piaffe.
3. At the pirouette (half-pirouette) the forefeet and the outside hind foot move round the inside hind foot which forms the pivot and should return to the same spot, or slightly in front of it, each time it leaves the ground.
4. At whatever gait the pirouette (half-pirouette) is executed the horse, slightly bent in the direction in which he is turning should remain on the bit with light contact, turn smoothly and maintain the appropriate sequence and timing of footfalls of that gait. The poll stays the highest point during the entire movement.
5. During the pirouettes (half-pirouettes) the horse should not move backwards or deviate sideways. In the pirouette or half-pirouette in canter, the judges should be able to recognize a real canter stride although the footfalls of the diagonal - inside hind leg, outside front leg - do not occur simultaneously.
6. In executing the pirouette or the half-pirouette in canter the rider should maintain perfect lightness of the horse while accentuating the collection. The quarters are well-engaged and lowered and show a good flexion of the joints. An integral part of the movement is the canter strides before and after the pirouette. These should be characterized by an increased activity and collection before the pirouette and, the movement having been completed, by the balance being maintained as the horse proceeds.
7. The quality of the pirouettes (half-pirouettes) is judged according to the suppleness, lightness, cadence and regularity and to the precision and smoothness of the transitions; pirouettes (half-pirouettes) at canter are judged also according to the balance, the elevation and the number of strides (at pirouettes 6-8, at half-pirouettes 3-4 are desirable). When the turn is too large and the hind steps come off the prescribed line of travel, the correction is to take a straight line back to the track. Correction by use of half-pass or leg-yielding may result in a deduction of points. (See DR112.5)
8. The Quarter-pirouette. As a preparatory exercise, the quarter-pirouette is usually executed on the track at a given letter, the horse being highly collected for 1 or 2 strides before and then through the execution of a 90 degree turn around the haunches in 2-3 strides, maintaining a correct canter footfall.
9. The Working Pirouette and Working Half-Pirouette. The pirouette (half-pirouette) is a turn of 360 degrees (180 degrees) executed on two tracks, with the forehand moving around the haunches. The size of the working pirouette should be approximately three meters. The requirements for a working half-pirouette are identical to those of a regular half-pirouette, except that the allowable diameter is increased to approximately three meters. A working half-pirouette is to be judged like a regular half-pirouette except that full credit must be given for a well-performed, but larger (three meter) half-pirouette. Full credit should also be given for a well-performed

DR - DRESSAGE DIVISION

regular-sized half-pirouette. A significant deduction should be made if a rider attempts but performs poorly a regular half-pirouette.



Pirouette and half-pirouette in canter

Half-pirouette in walk

10. The Turn on the Haunches. For younger horses that are still not able to show collected walk, the 'turn on the haunches' is an exercise to prepare the horse for collection. The 'turn on the haunches' is executed out of medium walk prepared by half-halts to shorten the steps a little and to improve the ability to bend the joints of the hindquarters. The 'turn on the haunches' can be executed on a larger diameter (approximately one meter) than the pirouette in walk, but the demands of the training scale concerning rhythm, contact, activity and straightness are the same. A turn on the haunches is to be judged like a regular half pirouette except that full credit must be given for a well performed, but larger (one meter) turn on the haunches. Full credit should also be given for a well performed regular sized half pirouette. A significant deduction should be made if a rider attempts but performs poorly a regular half pirouette.

DR113 The Passage

1. This is a measured, very collected, very elevated and very cadenced trot. It is characterized by a pronounced engagement of the quarters, a more accentuated flexion of the knees and hocks and the graceful elasticity of the movement. Each diagonal pair of feet is raised and returned to the ground alternately with cadence and has a prolonged phase of support compared to the phase of suspension.
2. In principle the height of the toe of the raised foreleg should be level with the middle of the cannon bone of the other foreleg. The toe of the raised hind leg should be slightly above the fetlock joint of the other hind leg.
3. The neck should be raised and gracefully arched with the poll as the highest point and the head close to the vertical. The horse should remain light and soft on the bit and be able to go smoothly from the passage to the piaffe and vice-versa without apparent effort and without altering the cadence, the impulsion being always lively and

pronounced.

4. Irregular steps with the hind legs, swinging the forehand or the quarters from one side to the other, as well as jerky movements of the forelegs or the hind legs or dragging the hind legs are serious faults.

DR114 The Piaffe

1. The piaffe is a highly collected, cadenced, elevated diagonal movement giving the impression of being in place. The horse's back is supple and elastic. The quarters are slightly lowered, the haunches with active hocks are well engaged giving great freedom, lightness and mobility to the shoulders and forehand. Each diagonal pair of feet is raised and returned to the ground alternately, with an even cadence.
2. In principle the height of the toe of the raised foreleg should be level with the middle of the cannon bone of the other foreleg. The toe of the raised hind leg should reach just above the fetlock joint of the other hind leg.
3. The neck should be raised and arched, the head vertical. The horse should remain light on the bit with a supple poll maintaining a light and soft contact on a taut rein. The body of the horse should move up and down in a supple, cadenced and harmonious movement.
4. The piaffe must always be animated by a lively impulsion and characterized by a perfect balance. While giving the impression of being in place there may be a visible inclination to advance, this being displayed by the horse's eager acceptance to move forward as soon as he is asked. The horse is permitted to advance up to one meter forward in the Intermediaire II test.
5. Moving even slightly backwards, irregular or jerky steps with the hind or front legs, no clear diagonal steps, crossing either the fore or hind legs, or swinging either the forehand or the hindquarters from one side to the other, getting wide behind or in front, moving too much forward or double-beat rhythm are all serious faults.

DR115 The Collection

1. The aim of the collection of the horse is:
 - a. To further develop and improve the balance and equilibrium of the horse which has been more or less displaced by the additional weight of the rider.
 - b. To develop and increase the horse's ability to lower and engage his quarters for the benefit of the lightness and mobility of his forehand.
 - c. To add to the "ease and carriage" of the horse and to make him more pleasurable to ride.
2. The best means to obtain these aims are the lateral movements, travers, renvers and, last but not least, shoulder-in (DR111.3-3.h) as well as half-halts (DR108).
3. Collection is, in other words, improved and effected by engaging the hind legs with the joints bent and supple, forward under the horse's body by a temporary but often repeated action of the seat and legs of the rider driving the horse forward towards a more or less stationary or restraining hand allowing just enough impulsion to pass through. Collection is consequently not achieved by shortening of the gait through a resisting action of the hand but instead by using the seat and legs to engage the hind legs further under the horse's body.
4. However, the hind legs should not be engaged too far forward under the horse as this would shorten the base of support too much and thereby impede the movement. In such a case, the line of the back would be lengthened and raised in relation to the supporting base of the legs, the stability would be deranged and the horse would have difficulty in finding a harmonious and correct balance.
5. On the other hand, a horse with a too long base of support unable or unwilling to engage his hind legs forward under his body will never achieve an acceptable collection characterized by ease and carriage as well as a lively impulsion, originated in the activity of the quarters.
6. The position of the head and neck of a horse at the collected gaits is naturally dependent on the stage of training and in some degree on his conformation. It should, however, be distinguished by the neck being raised

unrestrained forming a harmonious curve from the withers to the poll being the highest point with the head slightly in front of the vertical. However, at the moment the rider applies his aids in order to obtain a momentary and passing collecting effect the head may become more or less vertical (compare DR101.6, DR102 and DR108).

DR116 The Impulsion, The Submission (Willing Cooperation)

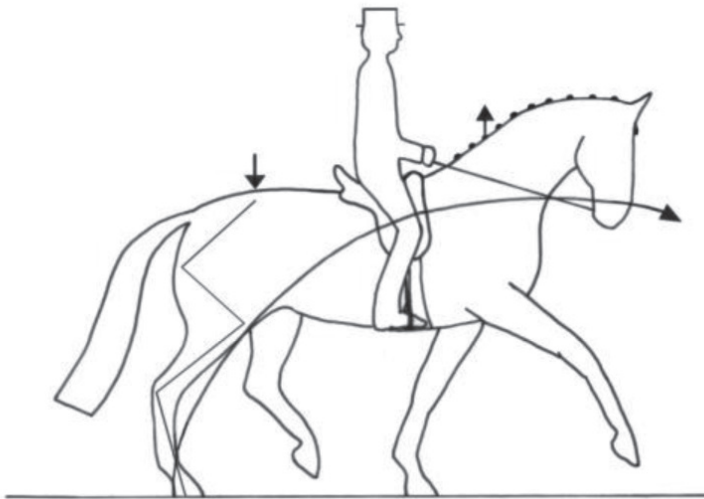
1. Impulsion is the term used to describe the transmission of an eager and energetic, yet controlled, propulsive energy generated from the hind quarters into the athletic movement of the horse. Its ultimate expression can be shown only through the horse's soft and swinging back guided by elastic contact with the rider's hand.
 - a. Speed, of itself, has little to do with impulsion; the result is more often a flattening of the gaits. A visible characteristic is a more pronounced articulation of the hind leg, in a continuous rather than staccato action. The hock, as the hind foot leaves the ground, should first move forward rather than being pulled upwards, but certainly not backwards. A prime ingredient of impulsion is the time the horse spends in the air rather than on the ground. Impulsion is, therefore, seen only in those gaits that have a period of suspension.
 - b. Impulsion is a precondition for a good collection in trot and canter. If there is no impulsion, then there is nothing to collect.
2. **The Submission (Willing Cooperation)** does not mean subordination, but an obedience revealing its presence by a constant attention, willingness and confidence in the whole behavior of the horse as well as by the harmony, lightness and ease it is displaying in the execution of the different movements. The degree of the submission (**Willing Cooperation**) is also demonstrated by the way the horse accepts the bit, with an elastic contact and a supple poll. Resistance to or evasion of the rider's hand, being either "above the bit" or "behind the bit" demonstrate lack of submission (**Willing Cooperation**). The main contact with the horse's mouth must be through the snaffle bit.
 - a. Putting out the tongue, keeping it above the bit or drawing it up altogether, as well as grinding the teeth or agitation of the tail, are mostly signs of nervousness, tension or resistance on the part of the horse and must be taken into account by the judges in their marks for every movement concerned, as well as in the collective mark for "submission (**Willing Cooperation**)".
 - b. Submission (**Willing Cooperation**) **requires** that the horse understands what is being asked of it and is confident enough in the rider to react to the aids without fear or tension.
 - c. The horse's straightness, uphill tendency and balance enable it to stay in front of the rider's legs and go forward into an accepting and self-carrying contact with the bit. This is what really produces the picture of harmony and lightness. Fulfillment of the main requirements/movements of a Dressage test is the primary criterion for submission (**Willing Cooperation**). *Effective 2/1/16 BOD 1/16/16*

DR117 The Position and Aids of the Rider

1. All the movements should be obtained with imperceptible aids and without apparent effort of the rider. The rider should be well-balanced, elastic, sitting deep in the center of the saddle, smoothly absorbing the movement of the horse with his loins and hips, supple thighs with the legs steady and stretched well down. The heels should be the lowest point. The upper part of the body should be tall and supple. The contact should be independent from the rider's seat. The hands should be carried steadily close together, with the thumb as the highest point and a straight line from the supple elbow through the hand to the horse's mouth. The elbows should be close to the body. All of these criteria enable the rider to follow the movements of the horse smoothly and freely.
2. Not only the aids of the hands and the legs but also of the seat are of great importance in dressage. Only the rider who understands how to contract and relax his loin muscles at the right moment is able to influence his horse correctly (compare DR102.2, DR108 and DR115.3).
3. The effectiveness of the rider's aids determines the precise fulfillment of the required movements of the tests.

There shall always be the impression of a harmonious cooperation between horse and rider.

4. Riding with both hands is obligatory at all national and International Dressage Events. However, riding with one hand is permitted in the Freestyle Tests and when leaving the arena. Individuals holding a Federation Dispensation Certificate may use bridged or special adaptive reins for use with one or no hand(s), if their physical limitations require such and the equipment is listed on the Dispensation Certificate.
5. Unless indicated on a Federation Dispensation Certificate, International Para-Equestrian Classification Card (FEI PE Card), USEF Para-Equestrian Classification Card, or Presidential Modification letter, the use of stirrups is required.
6. The use of the voice in any way whatsoever or clicking the tongue once or repeatedly is a serious fault involving the deduction of at least 2 marks from those that would otherwise have been awarded for the movement where this occurred.
7. When rising trot is permitted in a test or class, the rider should change the diagonal when changing directions, except during a lengthening. The correct diagonal is considered to be when the rider is sitting when the outside front foot and inside hind foot are on the ground. In general, rising on the outside diagonal correctly influences the horse's balance in movements other than straight lines. A change of direction in rising trot implies a change of diagonal, but it is up to the rider to determine where that change should occur. If no change is made, there is no error and no deduction is made unless the balance of the horse is adversely affected, as it might be, for example, in a turn, circle or leg yield. In that case, the movement is judged accordingly and the collective marks for "Submission (Willing Cooperation)" and "Effective Use of the Aids" could be negatively impacted *Effective 2/1/16 BOD 1/16/16*.



DR118 Tests for Dressage Competitions

1. The Federation approves and issues tests for use at licensed dressage competitions in the United States. The FEI is responsible for issuing tests for international competitions. The United States Dressage Federation also issues tests which may be used at licensed dressage competitions. Tests cannot be modified or simplified without the approval of the Federation Dressage Committee, the Bureau of the FEI, or the USDF, respectively.

2. Objectives, **purpose**, and standards of Federation levels of competition.

TRAINING LEVEL. To confirm that the horse **demonstrates correct basics**, is supple and moves freely forward in a clear rhythm **with a steady tempo**, accepting contact with the bit.

FIRST LEVEL. To confirm that the horse **demonstrates correct basics**, and in addition to the requirements of Training Level, has developed the thrust to achieve improved balance and throughness and maintains a more consistent contact with the bit.

SECOND LEVEL. To confirm that the horse **demonstrates correct basics**, and having achieved the thrust required in

DR - DRESSAGE DIVISION

First Level, now accepts more weight on the hindquarters (collection); moves with an uphill tendency, especially in the medium **gaits**; and is reliably on the bit. A greater degree of straightness, bending, suppleness, throughness, balance and self-carriage is required than at First Level.

THIRD LEVEL. To confirm that the horse **demonstrates correct basics**, and having begun to develop an uphill balance at Second Level, now **demonstrates** increased engagement, especially in the extended gaits. Transitions between collected, medium and extended **gaits** should be well defined and performed with engagement. The horse should be reliably on the bit and show a greater **degree of** straightness, bending, suppleness, throughness, balance and self carriage than at Second Level.

FOURTH LEVEL. To confirm that the horse **demonstrates correct basics, and** has developed sufficient suppleness, impulsion and throughness to perform the Fourth Level tests which have a medium degree of difficulty. The horse remains reliably on the bit, showing a clear uphill balance and lightness **as a** result of improved engagement and **collection**. The movements **are** performed with greater straightness, energy and cadence than at Third Level. **BOD 1/16/16 Effective 4/1/16**

3. Objectives of the FEI levels of competition. (These tests are used worldwide.)

PRIX ST. GEORGES. Test of medium standard. This test represents the medium stage of training. It comprises exercises to show the horse's Submission (**Willing Cooperation**) to all the demands of the execution of classical equitation and a standard of physical and mental balance and development, which will enable him to carry them out with harmony, lightness and ease. **Effective 2/1/16 BOD 1/16/16**

INTERMEDIATE I. Test of relatively advanced standard. The object of this test is to lead horses on, progressively and without harm to their organism, from the correct execution of Prix St. Georges to the more demanding exercises of Intermediate A and B.

INTERMEDIATE A AND B. Tests of advanced standard referred to by the FEI as the "Medium Tour". The purpose of these tests is to make the step from the small tour (Prix St. Georges and Intermediate I) to big tour (Grand Prix tests) easier; to assist the progressive development of horses to Grand Prix; and, to emphasize correct training and execution of the piaffe in preparation for the Grand Prix.

INTERMEDIATE II. Test of advanced standard. The object of this test is to prepare the horses for the Grand Prix.

GRAND PRIX. Test of the highest standard. The Grand Prix is a competition of the highest level, which brings out the horse's perfect lightness, characterized by the total absence of resistance and the complete development of collection and impulsion, and includes all the school paces and all the fundamental movements.

GRAND PRIX SPECIAL. Test of the same standard as Grand Prix. This is a competition of the same level as Grand Prix where especially the transitions are a matter of great importance.

THE FREESTYLE TEST. This is a competition of artistic equitation to music. It includes all the required movements and gaits of the standard tests of the same level. The competitor is, however, absolutely free in the form and manner of the presentation he chooses within a fixed time. The test should clearly show the unity between rider and horse as well as harmony in all the movements and transitions.

4. Purpose of Federation Dressage Rider Tests:

TRAINING LEVEL RIDER TEST: To confirm that the rider sits in the correct posture and alignment and shows correct mechanics in walk, rising trot and canter. The seat is sufficiently independent for the rider to maintain a steady, elastic rein contact and encourage the horse to stretch into that contact. The horse is ridden actively forward showing impulsion and balance required for the level, bends equally to the left and right sides on turns and circles, and makes smooth, willing transitions.

FIRST LEVEL RIDER TEST: To confirm that the rider, in addition to the requirements of training level, shows correct alignment, posture and mechanics in sitting trot, including maintaining a steady, elastic rein contact. In turns on forehand and leg yields the rider remains centered and the horse responds willingly to the aids. The transitions are ridden in a better balance and with more throughness than at training level. In response to the correct application

of the rider's aids, the horse moves actively forward showing a consistent tempo and correct rhythm in each gait, shows appropriate bending, lengthens and shortens the stride in trot and responds willingly to both longitudinal and lateral aids.

SECOND LEVEL RIDER TEST: To confirm that the rider, having achieved the requirements of first level, is able to ride the horse reliably on the bit with an uphill tendency. The rider lengthens and shortens the horse's stride in trot and canter while maintaining correct alignment, posture and mechanics. In lateral movements the rider stays centered and demonstrates an appropriate angle and bending of the horse. As a result of the correct application of the rider's aids, the horse shows a greater degree of straightness, bending, suppleness, throughness, balance and self-carriage than at first level.

5. In addition to Federation, FEI and USDF tests, Dressage competitions may use other tests but these must be included in the prize list sent to all exhibitors. Eventing Dressage tests may be offered if clearly indicated in the prize list. All dressage classes (including Academy, Eventing or any other Dressage classes), whether or not the tests are issued by the Federation, FEI, or USDF, must be conducted under Federation or FEI (if applicable) rules, and are Federation recognized classes. Only dressage tests or classes requiring any of the three gaits defined by the FEI as walk, trot and canter may be ridden in Federation licensed Dressage competitions.
6. Tests for Para Equestrians may be ridden only in classes, including Test of Choice classes, that are limited to Para Equestrians. Young Horse tests may be ridden only in classes, including Test of Choice classes, that are limited to Young Horses. Freestyle tests may be ridden only in classes, including Test of Choice classes, that are limited to Freestyles. Rider tests may be ridden only in classes, including Test of Choice classes, that are limited to Rider tests. Quadrille and Pas de Deux classes cannot be ridden in Freestyle Test of Choice classes. Quadrilles and Pas de Deux rides may be ridden only in classes, including Test of Choice classes that are limited to Quadrilles and Pas de Deux rides.
7. Except for a Prix Caprilli Dressage test, Dressage Competitions cannot hold classes or tests that include jumping.

DR119 Participation in Dressage Competitions

1. Dressage classes are open to riders on horses, mules and/or ponies of any origin, except that ponies or mules may not be ridden in USEF High Performance Championships, USEF High Performance qualifying and selection trials. Mules and/or ponies are also ineligible to compete in (1) any other classes designated as qualifying or selection classes for international or international high performance competition (except championships for FEI Pony Riders), and (2) championships where such participation is prohibited in the championship selection procedures. Dressage Competitions and classes may be limited to ponies of any breed or origin. However, Dressage Competitions and open dressage divisions of other Federation licensed competitions may not offer breed-restricted tests or classes. In the Dressage Division, a horse is an animal over 148 cm without shoes, and 149 cm with shoes. A pony is an animal that does not exceed 148 cm without shoes, and 149 cm with shoes. Unless otherwise noted, the term "horse" in these rules denotes either a horse or pony. (see DR134). Stallions are permitted in all classes except Dressage Seat Equitation classes (see DR132.1k). Mares may not compete after their eighth month of pregnancy or within three months after foaling. Horses showing evidence of broken wind or complete loss of sight in either or both eyes are permitted to compete. Horses with complete loss of sight in both eyes may only participate in classes in which they are shown individually. No horse may be ridden more than once in any Dressage class (including separate divisions or sections of the same class). No horse may compete in any under saddle class if it is under thirty-six months of age (of foaling date) at the time of competition. Horses competing at the Grand Prix Level must be at least 7 years of age and horses competing above Fourth Level must be at least 6 years of age; the horse's age is to be counted from January 1 of the year of birth to January 1 of the current competition year.
2. Horses may compete in no more than one Licensed Competition on the same day and are limited to a maximum of three Dressage rides per day at Fourth Level and below (including Rider Tests) or two Dressage rides per day

DR - DRESSAGE DIVISION

above Fourth Level. Horses competing at both Fourth Level and Prix St. Georges, or their equivalents, are limited to two Dressage rides per day. Horses competing in FEI Para-Equestrian tests are limited to a maximum of three Dressage rides per day including equivalent USEF or USDF tests. Horses may enter no more than two consecutive levels, Freestyle levels included, at any one competition (refer to the following chart). Dressage Seat Equitation, Quadrille, Pas de Deux and Materiale classes are excluded from the maximum limit of rides per day and horses in these classes may compete at any level for which they are otherwise eligible during the same competition.

Intro									
Tr.	Tr.								
	1st	1st							
		2nd	2nd						
			3rd	3rd					
				4th	4th				
					PSG	PSG			
						Int I	Int I		
							Int A&B	Int A&B	
								Int II Prelim GP & GP	Int II & Prelim GP
									GP

All FEI Pony Rider and FEI Childrens Tests are equivalent to Second Level.

All FEI Junior Rider Tests are equivalent to Third Level.

All FEI Young Rider Tests are equivalent to PSG.

The USEF Brentina Cup (Young Adult) Test and FEI Young Rider Grand Prix 16-25 Test are equivalent to

Intermediaire II and the Preliminary Grand Prix.

The USEF Four-Year-Old Test is equivalent to First Level.

The FEI Four-Year-Old Test is equivalent to First Level.

The FEI Five-Year-Old Tests are equivalent to First Level

The FEI Six-Year-Old Tests are equivalent to Third Level.

The FEI Seven-Year-Old Tests are equivalent to Fourth Level.

Cross entry in Para Equestrian tests and other Dressage tests is permitted as listed below:

FEI PE Grade 1a is equivalent to Introductory Level.

FEI PE Grade 1b is equivalent to Training Level.

FEI PE Grade II is equivalent to First Level.

FEI PE Grade III is equivalent to Second Level.

FEI PE Grade IV is equivalent to Third Level.

Cross entry in Eventing tests and other Dressage tests is permitted as listed below:

Eventing Beginner Novice and Novice tests are equivalent to Training Level.

Eventing Training tests are equivalent to First Level.

DR - DRESSAGE DIVISION

Eventing Preliminary tests are equivalent to Second Level. Eventing Intermediate tests are equivalent to Third Level.

Eventing Advanced tests are equivalent to Third Level.

Rider Tests are equivalent to Dressage tests of the same level. *Effective 2/1/16 BOD 1/16/16*

3. For purposes of competition in the Dressage Division: Individuals are eligible as Juniors until the end of the calendar year in which they reach the age of 18. Individuals are eligible as Young Riders from the beginning of the calendar year in which they reach the age of 16 until the end of the calendar year in which they reach the age of 21. Competitors shall compete as Adults from the beginning of the calendar year in which they reach the age of 22. Individuals possessing current amateur certification are only eligible as Adult Amateurs from the beginning of the calendar year in which they reach age 22.
4. For purposes of qualification for and participation in competitions conducted under FEI rules, age groups are as follows:
 - a. Young Riders: Same as in DR119.3;
 - b. Juniors: Individuals are eligible as Juniors from the beginning of the calendar year in which they reach the age of 14 until the end of the calendar year in which they reach the age of 18;
 - c. Pony Riders: Individuals are eligible as Pony Riders from the beginning of the calendar year in which they reach the age of 12 until the end of the calendar year in which they reach the age of 16;
 - d. Children: Individuals are eligible to participate in competitions and championships for Children from the beginning of the calendar year in which they reach the age of 12 until the end of the calendar year in which they reach the age of 14;
 - e. *A person may compete as a U25 Rider from the beginning of the calendar year in which he reaches the age of sixteen (16) until the end of the calendar year in which he reaches the age of twenty five (25). Effective 2/1/16 BOD 1/16/16*
 - f. Seniors: Individuals are eligible as Seniors from the beginning of the calendar year in which they reach the age of 18.
5. Only with the permission of competition management may a horse/rider combination enter a class Hors de Concours. Such entries must pay the full entry fee but scores for these entries will not be published or recorded, nor shall they count towards any prizes, placings or year-end awards. Said permission must be granted prior to the start of the class(es) involved. Hors de Concours entries must follow all Federation General and Dressage Division rules that apply to other entries in the same class, except as described below. Having competed Hors de Concours at a competition, a horse is no longer eligible for further prizes, awards or placings at that competition except in situations of emergency substitutions of judges. Hors de Concours entries are not permitted in Federation/USDF Championship classes.
6. Definitions of USEF High Performance Program and USEF Developing Dressage Program:
 - a. **USEF HIGH PERFORMANCE DRESSAGE PROGRAM:** The purpose of this classification is to develop and implement the USOC Strategic High Performance Plan (HPP) with the goal of selecting athletes and/or teams and maximizing the performance of these athletes and/or teams at Olympic, Pan American and World Championship competition and other designated international events. The USEF High Performance (HP) Dressage Program includes the USEF National High Performance Dressage Championships at the Intermediaire I and Grand Prix Levels, as well as qualifying and selection trials for those events.
 - b. **USEF DEVELOPING DRESSAGE PROGRAM:** The purpose of this classification is to identify and recognize developing athlete and equine talent for the discipline of dressage. The USEF Developing Dressage Program includes the USEF National Junior Dressage Championship, USEF National Young Rider Dressage Championship, USEF National Young Adult Dressage Championship, USEF National Developing Horse Dressage Championship, and USEF Young Horse Dressage Program. These Championships and classes designated as qualifying for these Championships are not considered High Performance and therefore are not subject to rules

applicable to High Performance classes unless otherwise specifically stated in the qualifying or selection procedures for these Championships.

7. A Dressage competition manager or secretary may not serve as judge or compete at his or her own competition. However, he or she may ride Hors de Concours if he or she designates an assistant in charge while he or she is riding. This does not absolve the manager's or secretary's duties and responsibilities. A judge may not be an owner of any competing horse, except that horses may be shown Hors de Concours in classes where the owner is not officiating (see GR1304.17 and GR1033).
8. FEI Young Rider Tests are open only to Young Riders. FEI Junior Tests are open only to Juniors from the beginning of the calendar year in which they reach the age of 14 until the end of the calendar year in which they reach the age of 18. Ponies may not be ridden in FEI Young Rider or FEI Junior tests. FEI Pony Tests are open only to riders from the beginning of the calendar year in which they reach the age of 12 until the end of the calendar year in which they reach the age of 16. Individuals who are eligible as Juniors and Young Riders may not enter both FEI Junior and FEI Young Rider tests on the same horse in the same competition; however, they may enter both Junior and Young Rider tests in the same competition on different horses.
9. The FEI Young Rider Freestyle test is open only to Young Riders.
10. Horses competing in the FEI Dressage Tests for 4-year-old horses and USEF Dressage Test for 4-year old horses must be four years old. Horses competing in the FEI Dressage Tests for 5-year-old horses must be five years old. The FEI Dressage Tests for 5-year-old horses are comparable to First Level. Horses competing in the FEI Dressage Tests for 6-year old horses must be six years old. The FEI Dressage Tests for 6-year-old horses are comparable to Third Level. The horse's age is counted from January 1 of the year of birth to January 1 of the current competition year.
11. **Riders with a diagnosed permanent disability who require the use of compensatory aids or adaptive equipment must hold a Federation Dispensation Certificate indicating their International (FEI) or their National (USEF) classification status. A copy of an athlete's Dispensation Certificate listing all of his or her allowed compensating aids and adaptive equipment must be included with the rider's entry, with a copy then attached to each of their Dressage sheets for the Judge's reference. A copy must remain with the entry records for review by the Technical Delegate. BOD 1/16/16 Effective 4/1/16**
12. **Athletes** in FEI Para-Equestrian tests must have a current Federation Dispensation Certificate **which indicates their Classification status** to be eligible to participate. **BOD 1/16/16 Effective 2/1/16**
13. Riders who do not submit a current USEF Dispensation Certificate or USEF Presidential Modification letter to the competition secretary cannot compete with any modifications, compensatory aids, or dispensations to the rules in DR Chapter 1. USEF affidavits cannot be used to compete with modifications or compensatory aids when either the Dispensation Certificate or Presidential Modification is not available. **BOD 1/16/16 Effective 4/1/16**

DR120 Dress

1. The dress code for all Dressage tests and classes through Fourth Level (see .5 below) is a short riding coat of conservative color, with tie, choker, stock tie or integrated stand-up collar, white or light-colored breeches or jodhpurs, boots or jodhpur boots, and protective headgear as defined in DR120.6 and in compliance with GR801. A cutaway coat (modified tailcoat) with short tails is permitted. Half chaps, gaiters and/or leggings are not allowed. Gloves of conservative color are recommended. Exception: Riders through First Level may wear half-chaps, gaiters or leggings in solid black or brown, without fringe, matching the color of their boots, and made of smooth leather or leather-like material. The dress code for the FEI Junior Tests, FEI Dressage Tests for 4, 5, and 6-year-old horses and the USEF test for 4-year old horses is a short riding coat of conservative color, with stock or tie, breeches, and protective headgear as defined in DR120.6 and in compliance with GR801. A dark tailcoat is also permitted for the FEI Junior Tests. The dress code for FEI Pony Riders is dark coat or club uniform coat, breeches or jodhpurs, white

DR - DRESSAGE DIVISION

- shirt with tie or hunting stock, gloves, boots and protective headgear as defined in DR120.6 and in compliance with GR801. Spurs are optional for all of the FEI Pony and Junior Tests, FEI Dressage Tests for 4, 5, and 6-year-old horses and the USEF test for 4-year old horses. (See DR120.10)
2. For all tests above Fourth Level, the dress code is: a dark tailcoat or a dark jacket with protective headgear, as defined in DR120.6 and in compliance with GR801, and white or light colored breeches, stock or tie or integrated stand-up collar, gloves, and black riding boots. Spurs are mandatory for FEI tests (except as noted above under DR120.1). (See DR120.8)
 3. At all test levels, riders may wear jackets in other colors within the international HSV color scale, as described in FEI Dressage Regulations, Art. 427.1. Contrast coloring and piping is allowed. Protective headgear, stocks, ties, gloves and riding boots may be the same color as the coat. For Grand Prix Freestyle only: any single color tailcoat will be allowed; striped or multi-colored coats are not permitted, and tasteful and discreet accents, such as a collar of a different hue or modest piping or crystal decorations, are acceptable.
 4. Current and retired members of the Armed Services and police units may ride in the uniform of their service. All riders who choose to wear Armed Services or police uniform, must wear protective headgear as defined in DR120.6 and in compliance with GR801.
 5. Riders in classes and tests at all levels in Level 1 Competitions, and riders in Opportunity classes in Level 2 and Level 3 Competitions, may compete wearing breeches and shirts of any color as permitted in DR120.8. Jackets or vests of any type are allowed but not required and neckwear may be worn only if the rider chooses to compete in a riding jacket. Boots and protective headgear are required as specified in DR120.1-6.
 6. From the time horses are officially admitted to the competition grounds by competition management, anyone mounted on a horse at any time on the competition grounds, including non-competing riders, riders on non-competing horses, mounted participants in exhibition classes and those competing in all classes and tests, including Para-Equestrian tests, must wear protective headgear as defined by this rule and otherwise in compliance with GR801. Any rider violating this rule at any time must immediately be prohibited from further riding until such headgear is properly in place. Protective headgear is defined as a riding helmet which meets or exceeds ASTM (American Society for Testing and Materials)/SEI (Safety Equipment Institute) standards for equestrian use and carries the SEI tag. The harness must be secured and properly fitted. Unless jackets are waived, while in the competition ring, exhibitors wearing protective headgear must wear a short, dark jacket, dark tailcoat (only permitted for tests above Fourth Level), or Armed Services or police uniform (if eligible), dark hatcovers (where applicable) and must otherwise conform to DR120 (see GR801).
 7. One whip no longer than 47.2 inches (120 cm), including lash may be carried in all classes except USEF/USDF Championships, USEF National Dressage Championships, USEF High Performance Championships, USEF High Performance qualifying and selection trials. (Exception: Competitors riding sidesaddle may carry a whip no longer than 47.2 inches (120 cm), including lash, in USEF/USDF Championships.) One whip no longer than 47.2 inches (120 cm), including lash may be carried in all qualifying classes (including NAYRC and NAJC) unless such use is otherwise prohibited by FEI or Federation rules or selection procedures for the classes. However, when a whip is permitted for FEI Pony Tests, the maximum length is 100 cm (1 meter). An adjustable-length whip may not be carried by a mounted rider.
 8. In locations with high average heat and humidity on the date of a competition, management can publish in their prize list that jackets will be waived for the duration of the competition. Alternatively, management can announce prior to or during a competition that competitors can show without jackets when extreme heat and/or humidity is forecast. This waiver applies to all classes including FEI classes at National Competitions. However, competitors must wear protective headgear and a shirt with sleeves and collar, without neckwear, and without decoration except as described under .15 below. T-shirts are not permitted. Members of the Armed Services or police units may wear

summer uniforms.

9. Competitors will be allowed to wear a hat cover and a transparent or conservative color rain coat in inclement weather.
10. Spurs must be made of metal. Only English-style spurs are permitted, as described below. The shank must be either curved or straight pointing directly back from the center of the spur when on the rider's boot. If the shank is curved, the spurs must be worn only with the shank directed downwards. However, swan necked spurs are allowed.



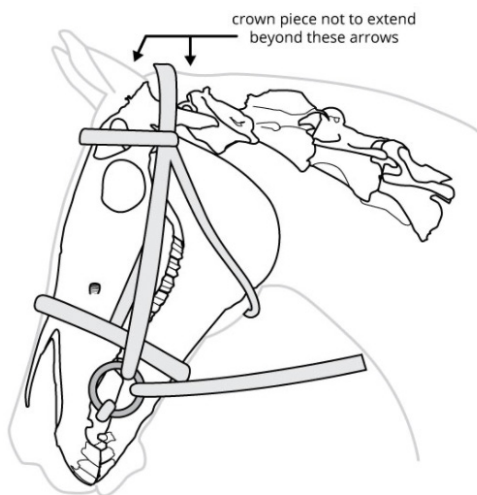
The inside arm of the spur must be smooth and one or both arms may have rubber covers. If rowels are used, they must be blunt/smooth and free to rotate. Only blunt/smooth rowels are permitted in USEF High Performance Championships, USEF High Performance qualifying and selection trials. Metal spurs with round hard plastic knobs on the shank are allowed ("Impuls" spur). "Dummy" spurs with no shank are also allowed. Only blunt metal spurs (i.e., with no rowels), no longer than 3.5 cm are permitted for FEI Pony Rider tests. The maximum length for spurs used in other classes and tests is 5.08 cm (2 inches) including rowels. This restriction also applies to warm-up and training areas, as well as during competition. Offset spurs without rowels are permitted for riders having an appropriate Dispensation Certificate. Except for USEF High Performance qualifying and selection trials, the length of the spur is measured from the base to the end of the shank. For USEF High Performance qualifying and selection trials, spur length is measured from the boot to the tip of the spur.

11. Riders in USDF Pas de Deux and Quadrille classes are exempt from the dress code requirements of DR120.1-4, except that headgear and boots as required in DR120.1-4 must be worn. Riders must follow the dress requirements outlined in the USDF Rules and Guidelines for Quadrille Competitions and for Pas de Deux.
12. Individuals holding Federation Dispensation Certificates may be allowed exceptions, i.e.; gloves not required if unable to wear them, half-chaps and black or brown riding shoes with heels. If dispensation for modified shoes or boots is given, safety stirrups are required. Riders may also be given dispensation for modified gloves, hand weights and arm belts. All exceptions to required dress must be listed on the rider's Dispensation Certificate.
13. When the only warm-up available is open to all horses and riders, riders with safety concerns are encouraged to wear an orange vest.
14. Cooling vests may be worn underneath a riding jacket. If coats are waived, a solid-colored cooling or lightweight vest may be worn over a riding shirt as specified in DR120.8.
15. When sponsorship is permitted in accordance with GR1306, the name and/or logo of the individual's sponsor(s) may appear on each of the two sides of jackets or top garments at the height of breast pockets not exceeded 80 cm² in size. Logos described under DR121.1 are also permitted as above. The name and/or logo of an individual's sponsor may also appear on the rider's protective headgear if permitted in accordance with GR1306 and DR121.1.
16. Earphones and/or other electronic communication devices are strictly prohibited while competing and such usage is penalized by elimination. Earphones or similar devices are permitted during training and warm-up.

DR121 Saddlery and Equipment

DR - DRESSAGE DIVISION

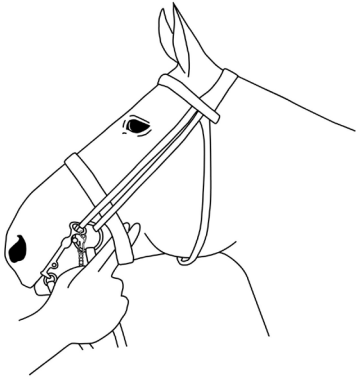
1. An English type saddle with stirrups is compulsory for all tests and classes other than FEI tests. Stirrups must have closed branches. An English type saddle may be constructed with or without a tree but cannot have a horn, swell, gallerie, or open gullet. Australian, Baroque, Endurance, McClellan, Spanish, Stock, or Western saddles are not permitted nor are modified versions of these saddles (exception: competitors with a current approved Federation Dispensation Certificate). A Dressage saddle which must be close to the horse and have long, near-vertical flaps and stirrups is compulsory for FEI tests. Saddle pads are optional, but should be white or of conservative color. English-style stirrups, without attachments, or safety stirrups are compulsory. Safety stirrups must have closed branches of metal or other breakaway material. **While in the competition ring and during awards ceremonies, a logo/monogram or name may appear on either or both sides of a saddle cloth in an area not exceeding 200 cm² (26.632 sq. inches). Only the following logos or names are permitted: breed logos (for horses registered with that breed); a national flag (for citizens of that country); USEF or USDF names/logos. Professionals may have a business or product name/logo of their official sponsor. Amateurs may not have a business or product name/logo unless they own the business. Competition award pads and stable name pads are permitted. No other advertisement or publicity is permitted on saddle cloths or horses. *BOD 1/16/16 Effective 4/1/16***
2. For Training, First and Second Level tests and FEI Pony tests, a plain snaffle bridle is required with a regular cavesson, a dropped noseband, a flash noseband (a combination of a cavesson noseband and a dropped noseband attachment) or a crossed noseband. Except for the FEI Pony tests, a crescent noseband is also permitted at these levels. Except for the crescent noseband, buckles and a small disk of sheepskin, which may be used in the intersection of the two leather straps of a crossed noseband, the headstall and cavesson/noseband of the bridle must be made entirely of leather or leather-like material. A padded cavesson/noseband and crownpiece are allowed. A browband is required, and except for the parts that attach to the crownpiece or headstall, is not required to be made of leather or leather-like material. **The crownpiece of the bridle must lie immediately behind the poll and may extend forward onto the poll, but it may not be fitted to lie behind the skull (see diagram). Bridles are not permitted in which the noseband is connected to the bit or cheekpiece below the level of the browband. A throatlatch is required except when the combined noseband or Micklem bridle are used. *BOD 1/16/16 Effective 4/1/16***



3. For Federation Third and Fourth Level tests same as (2) above, or a simple double bridle (bridoon [snaffle] and bit [curb] and curb chain, cavesson noseband only). The curb "chain" can be made of metal, leather or **a combination**. A lip strap and rubber, leather, or **sheepskin** cover for curb chain are optional. *Effective 2/1/16 BOD 1/16/16*
4. For FEI tests ridden at national competitions, a plain snaffle bridle or simple double bridle may be used, as described above in DR121.2-.3. However, for USEF High Performance qualifying and championship classes, USEF

Young Adult qualifying and championship classes, NAJYRC qualifying classes, USEF Junior qualifying and championship classes, and USEF Young Rider qualifying and championship classes, a double bridle is mandatory. Effective August 1, 2015, snaffle bridles will be permitted for NAJYRC qualifying classes, USEF Junior qualifying classes and USEF Young Rider qualifying classes. Double bridles will still be mandatory for NAJYRC and USEF Junior and Young Rider championships after August 1, 2015. Only snaffles, curbs and bridoons pictured under Figure 1-B are permitted in FEI tests. For the FEI Dressage Tests for 4, 5, and 6-year-old horses and the USEF Dressage Test for 4-year old horses, a plain snaffle bridle is required, as above (DR121.2). However, when a snaffle is used in FEI tests, a crescent noseband is not permitted and a snaffle is required as described in Figure I and as pictured in Figure 1B. In addition to the crescent noseband, the crossed (figure-8, Mexican) noseband is not permitted for the FEI Dressage Tests for 4, 5, and 6-year-old horses and the USEF test for 4-year old horses.

5. Riders competing only in FEI Para-Equestrian tests may use either a plain snaffle bridle or simple double bridle. Riders competing in both FEI Para-Equestrian tests and USDF or USEF tests at the same competition must use a plain snaffle bridle at Grades 1a-Grade III levels. A double bridle may be used in warm-up and while competing only at the Grade IV level.
6. Only those bits listed with Figure 1 are allowed. At any level of competition, a cavesson or both parts of a flash noseband may never be so tightly fixed that it causes severe irritation to the skin, and must be adjusted to allow at least two fingers under the noseband on the side of the face under the cheekbone. The tightness must be checked at the location in the illustration below and not on the bony area of the cheekbone or bridge of the nose. Cavesson nosebands may be used with a chin pad. At any level of competition, a browband may be multicolored and may be decorated with metal, beads, gemstones and crystals. Non-metal decoration on the surface of the noseband is permitted. Reins must not be made of rope or rope-like material.




7. Martingales, bit guards, any kind of gadgets (such as bearing, side, running, balancing reins, **neck straps**, nasal strips, tongue tied down, etc.), any kind of boots (including “easy-boots”) or bandages (including tail bandages) and any form of blinkers, earmuffs or plugs, nose covers, seat covers, hoods are, under penalty of elimination, strictly forbidden. **The use of equine body tape or bands (equi-taping, Kinesio tape) is prohibited.** Shoes (with or without cuffs) that are attached with nails or glue, or wraps that do not extend past the hair line of the hoof are permitted. Fly hoods (ear covers) are permitted for **all classes** in order to protect horses from insects. The fly hoods should be discreet **in color and design** and should not cover the horse’s eyes. After completion of the test, the rider or his representative is responsible for removing the fly hood to present to the designated ring steward for inspection to ensure that nothing prohibited has been added (for example, **ear plugs**). **Logos in compliance with DR121.1 and manufacturer’s logos are permitted.** However, per DR121.9, ring stewards are only required to inspect fly hoods and other equipment in one-third of the horses in a class. When an inspection is conducted, all equipment including including fly hoods, whips, etc. must be inspected. In championship classes, saddlery inspections are required for each horse. Leg bandages are allowed in Pas de Deux and Quadrille classes. A breastplate and/or crupper may be used, except that a breastplate is not permitted in USEF High Performance Championships, USEF High

DR - DRESSAGE DIVISION

Performance Qualifying and Selection Trials. A rein is a continuous, uninterrupted strap or line from the bridle bit to the hand. Rein additions or attachments are not permitted. Each bit must be attached to a separate rein and reins may only be attached to bits. Any decoration of the horse with extravagant items, such as ribbons or flowers, etc. in the mane, tail, etc., is strictly forbidden. Braiding of the horse's mane and tail, however, is permitted. False tails are permitted and if used may not contain any metal parts. *BOD 1/16/16 Effective 2/1/16 BOD 1/16/16 Effective 4/1/16*

8. The above restrictions (1-7) apply to warm-up and other training areas, however, running martingales (only with snaffle rein of plain snaffle bridle), boots and bandages (without magnets) are permitted. (Exception: running martingales are not permitted for horses entered in USEF High Performance qualifying and selection trials). However, noise cancelling ear muffs/plugs are permitted at prize-giving ceremonies for horses competing at any level, including High Performance classes. Fly hoods (ear covers) that do not cover the horse's eyes are permitted in warm-up and other training areas and cannot be used for masking noise cancelling earplugs. Single direct side reins or double sliding side reins (triangle reins) are permitted only when lungeing (mounted or unmounted). Double sliding side reins may be attached to the saddle or surcingle and girth as pictured below, or both ends of each rein may be attached to the saddle, surcingle and/or girth. Only one lunge line is permitted only while lungeing. Driving or long lining is prohibited. A single direct side rein is defined as an auxiliary rein affixed to the bit and to the girth, saddle or surcingle on the side of the horse (not between the legs). A lunge line must attach only to the snaffle bit of the bridle (either on the inside or across the head or under/around the chin to the snaffle ring on the opposite side from the handler), halter or cavesson and go directly to the hand of the longeur. A double bridle may not be worn while lungeing. Horses competing at Third Level and above may be warmed up in either snaffle or a double bridle. (Exception: For breed-restricted Arabian competition see Chapter AR, Subchapter AR-12). A running martingale consists of a divided strap attached to the girth or breastplate (at the front of the horse's chest); the extension of each strap must be connected from the point of division only to the rein on the same side and must be free to slide.

The rings through which the reins slide may not be connected to a neck strap. Double sliding side reins (triangle/dreieck zügel)



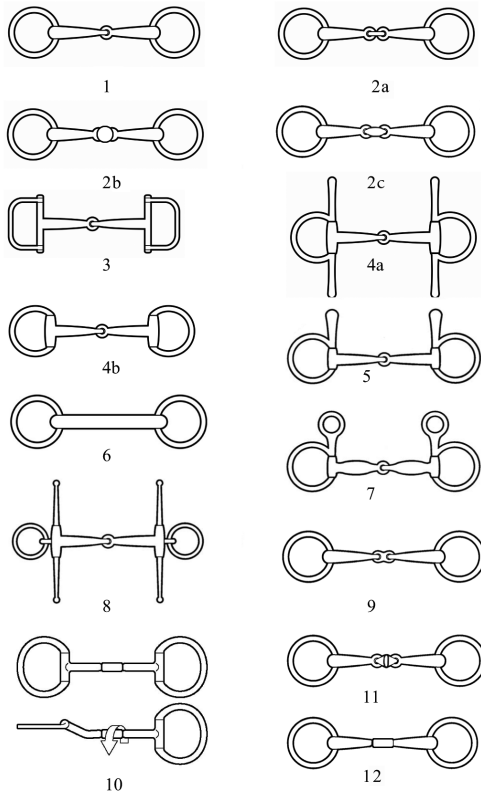
9. Ring stewards appointed by competition management must check saddlery and inspect bits and spurs on both sides of the horse for at least one-third of the horses in each class. Inspection of saddlery and bits must be done at the direction of the technical delegate. Inspection of saddlery and bits must be done immediately as the horse leaves the arena. (See DR126.1i) The checking of the bridle must be done with the greatest caution, as some horses are very touchy and sensitive about their mouths. Bit inspectors must use a new disposable protective glove on each hand for each horse. The responsibility for the correct attire and equipment, however, still rests with the competitor. When communicable disease is a concern, any deviations to established saddlery inspection protocol must be approved by the USEF Dressage Department prior to the competition.
10. The following whips are permitted for schooling only: One whip no longer than 47.2 inches (120 cm), *or 100cm for*

FEI Pony Riders, including lash, may be carried by the rider when mounted. One lungeing whip is permitted only when lungeing. There is no restriction on the length of whip permitted for working a horse in hand. One whip no longer than 47.2 inches (120 cm) including lash may be carried in all classes except USEF/USDF Championships, USEF National Dressage Championships, USEF High Performance Championships, USEF High Performance qualifying and selection trials, and observation classes. (Exception: Competitors riding sidesaddle may carry a whip no longer than 47.2 inches (120 cm), including lash, in USEF/USDF Championships.) One whip no longer than 47.2 inches (120 cm), including lash may be carried in all qualifying classes (including NAYRC and NAJC) unless such use is otherwise prohibited by FEI or Federation rules or selection procedures for the classes. However, when a whip is permitted for FEI Pony Tests, the maximum length is 100 cm (1 meter). An adjustable-length whip may not be carried by a mounted rider. *BOD 1/16/16 Effective 4/1/16*

11. Numbers must be worn at all times when a horse is being exercised or ridden.
12. Horses competing in Competition Level 4-5 classes (for example: USEF/USDF Regional Championships classes and USEF National Championships classes) must be stabled on the grounds of the competition and must remain on the grounds for the duration of the event from the time of entry until the horse has finished competing in classes designated as Level 4 or 5.
13. **Athletes** holding a Federation Dispensation Certificate may use special saddlery and equipment as specifically listed on their Certificate. The following equipment is permitted if listed on the Certificate: *Effective 2/1/16 BOD 1/16/16*
 - a. Any well fitted saddle that is suited to the needs of the rider.
 - b. Devonshire, western, or oxbow stirrups, tethers from stirrups to girth; seat covers; velcro and rubber bands (provided the equipment allows the rider to fall from the horse). Break-away safety stirrups are required if the rider's feet are secured into the stirrups and shoes with distinguishable heels must be worn.
 - c. Except for sidesaddle, either two stirrups or no stirrups must be used, unless rider has one leg and no prosthesis on the other leg.
 - d. Adapted or bridged reins. If the rein is not to be used in a conventional manner, it must be in as straight a line as possible from the normal hand position (as described in DR117) to the horse's mouth.
 - e. One or two whips, not to exceed 4' in length.
14. Horses may only be exercised and ridden in management-designated areas on the competition grounds.
15. The following rules apply exclusively to USEF High Performance qualifying and selection trials.
 - a. Upon arrival on the showground, only the rider when riding, walking, leading or lungeing a horse (lunge whip allowed) is allowed to carry a whip (maximum 120 cm) anywhere on the showground. The groom may also walk, lead and lunge a horse as above. Other parties are allowed to carry a whip, provided it is not in connection with the training of the horse. Under no circumstance is it allowed to school the horses in the stables.
 - b. The whip must be dropped before entering the space around the competition arena or the rider will be penalized for an error (see DR122.5h).
16. The provisions of DR121 apply to both competing and non-competing dressage horses from the time horses are admitted to the grounds which are designated for the Dressage Competition.

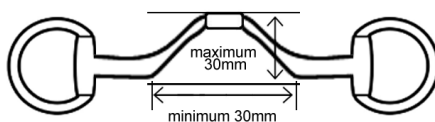
A. PERMITTED SNAFFLES*

(Bits pictured and described below are required for all tests and classes at Second Level and below and optional in Third and Fourth Level Tests.)



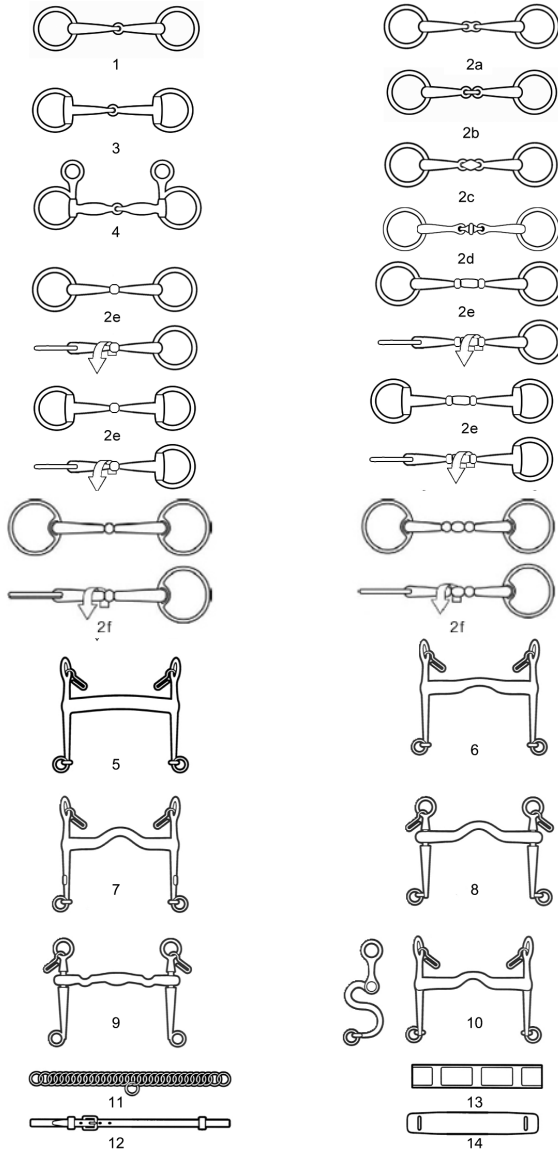
1. Ordinary snaffle with single - jointed mouthpiece.
2. (a, b, c) Double-jointed snaffles.
3. Racing snaffle (D-ring).
4. Snaffle.
 - a) with cheeks, with or without keepers.
 - b) without cheeks (Egg-butt).
5. Snaffle with upper or lower cheeks.
6. Unjointed snaffle (Mullen - mouth).
7. Snaffle with cheeks. (Hanging or drop cheek; Baucher). This may be a D-ring or other ordinary snaffle as pictured in Nos. 1-6.
8. Fulmer.
9. French snaffle.
10. Snaffle with rotating mouthpiece.
11. Snaffle with rotating middle piece.
12. Happy Mouth with roller.

*Snaffle bits must be smooth with a solid surface. Twisted and wire bits are prohibited. A mouthpiece with more than one rolling part is prohibited. Bits may be made with a rubber or plastic covering, but the bit may not be modified by adding latex or other material. Bits with mouthpieces made of synthetic material are permitted, provided that the contours of the bit conform to the contours of one of the bits pictured above. Flexible rubber or synthetic mouthpieces are permitted. A double jointed bit or snaffle with rotating mouthpiece may be shaped to allow tongue relief. The maximum height of the deviation is 30mm from the lower part of tongue side to the highest part of the deviation. The widest part of the deviation must be where the mouthpiece contacts the tongue and must have a minimum width of 30 mm. (See illustration below.) The mouthpiece of a jointed or unjointed snaffle may be shaped in a slight curve within the dimensions specified above, but other ported snaffles are prohibited. The mouthpiece of a snaffle may have up to two joints. A bushing or coupling is permitted as the center link in a double jointed snaffle, however, the surface of the center piece must be solid with no moveable parts, except as pictured above. The center link may be tilted in a different orientation from the mouthpiece but must have rounded edges. The diameter of the snaffle mouthpiece must be minimum 10 mm diameter at rings or cheeks of the mouthpiece (exception: for ponies, the diameter may be less than 10 mm). Any bit combining a mouthpiece with any cheekpiece pictured above is permitted. The type of bit should not vary from those pictured above except where specified, and bits should be attached only as pictured in diagram. A cavesson, dropped, crossed or flash noseband is allowed when a snaffle bridle is used in warmup or competition, except as prohibited for some tests.



B. PERMITTED BRIDOOON, CURB AND SNAFFLE BITS* (Bits pictured and described below (under #1 and 2 below) are required for FEI Tests. Bits pictured and described under #1 below are optional in Third and Fourth Level Tests)

1. Double bridle (Bridoon and Curb) bits



Bridoons:

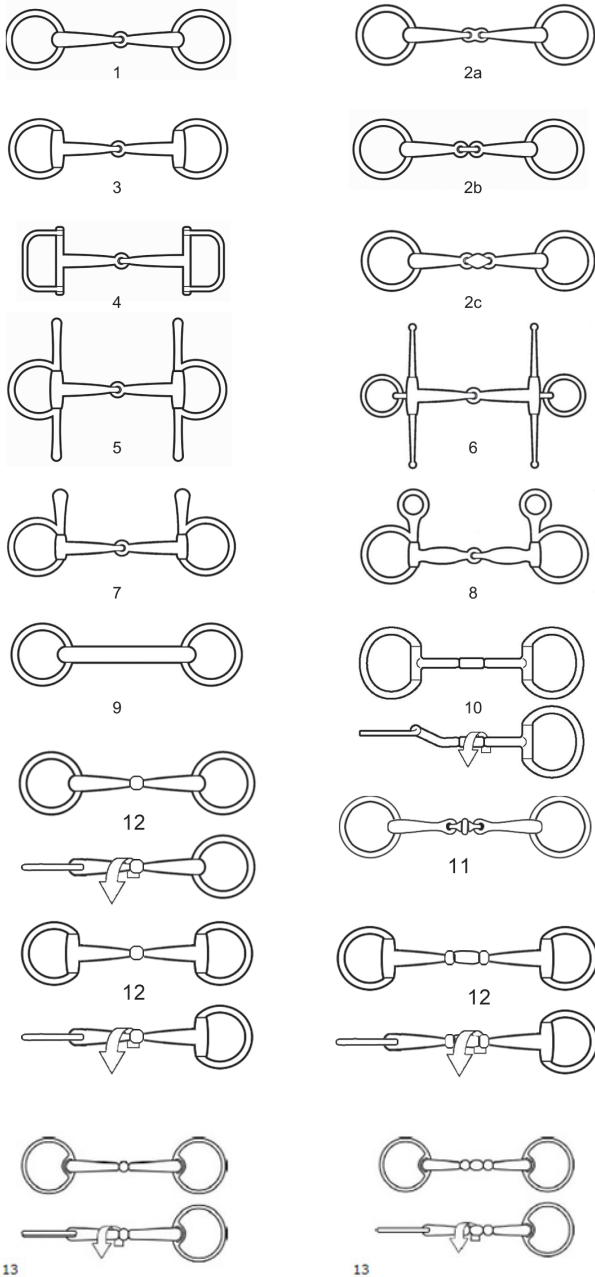
1. Loose ring bridoon bit.
2. a.b.c.) Bridoon bit with jointed mouthpiece where the middle piece should be rounded. (Note: A Dr. Bristol bit is not permitted.) Eggbutt sides are also allowed.
- d) Bridoon bit with rotating middle piece.
- e) Bridoon Rotary bit with rotating middle piece
- f) Bridoon Rotary bit with rotating middle piece and looped rings
3. Egg-butt bridoon bit.
4. Bridoon bit with hanging cheeks.

Curbs:

5. Half-moon curb bit.
6. & 7. Curb bit with straight cheeks and port.
8. Curb bit with port & sliding mouthpiece (Weymouth)
- A curb bit with rotating lever arm is also allowed.
9. Variation of bits Nos. 6, 7 & 8.
10. Curb bit with S-curved cheeks.
11. Curb chain (metal or leather or a combination).
12. Lip strap.
13. Leather cover for curb chain.
14. Rubber, **leather or sheep skin** cover for curb chain. *Effective 2/1/16 BOD 1/16/16*

* Curb chain hooks can be fixed or not fixed.

2. Snaffle bridle bits.



1. Loose ring snaffle.
2. a.b.c. Snaffle with jointed mouthpiece where middle piece should be rounded.
3. Egg-butt snaffle.
4. Racing snaffle (D-ring).
5. Egg-butt snaffle with cheeks.
6. Loose ring snaffle with cheeks (Fulmer).
7. Snaffle with upper cheeks only.
8. Hanging cheek snaffle.
9. Straight bar snaffle. Permitted also with mullen mouth and with eggbutt rings.
10. Snaffle with rotating mouthpiece.
11. Snaffle with rotating middle piece.
12. Snaffle or bridoon rotary bit with rotating middle piece.
13. Rotary bit with rotating middle piece and looped rings

* Bits pictured under B1 or B2 are required in FEI Tests. Bits must be smooth with a solid surface. A bridoon is defined as a snaffle bit used together with a curb bit to form a double bridle. **Bridoons where the center link(s) of the bits can lock, and have the effect of a mullen-mouth snaffle, are not permitted.** Bits (including curb and/or bridoon bits of a double bridle) must be made of metal or rigid plastic and may be covered with rubber (in manufactured state); flexible rubber bits are not permitted. The lever arm of the curb bit is limited to ten centimetres (10 cm) (length below the mouth piece). The upper cheek must not be longer than the lower cheek. The snaffle or bridoon mouthpiece must be minimum 10 mm diameter at the rings or cheeks of the mouthpiece. The diameter of the curb mouthpiece must be minimum 12 mm at the cheeks of the mouthpiece. Snaffles used in Young Horse classes must have a minimum diameter of 14 mm. The type of bit should not vary from those pictured below except where specified, and bits should be attached only as pictured in diagram. FEI Level horses may be warmed up only in a double bridle (with both bit

and/or bridoon made of metal or rigid plastic) or a metal or rigid plastic snaffle pictured under B. A cavesson, dropped, crossed or flash noseband is allowed when a snaffle bridle is used in warmup or competition, except as prohibited for some tests. Curb chain hooks can be fixed or not fixed. **The curb chain may never be so tightly fixed as to harm the horse.**

Note: For FEI tests ridden at national competitions, a plain snaffle bridle or simple double bridle may be used, as described in DR121.2-.3. However, for USEF High Performance qualifying and championship classes, USEF Young Adult qualifying and championship classes, a double bridle is mandatory. **BOD 1/16/16 Effective 4/1/16**

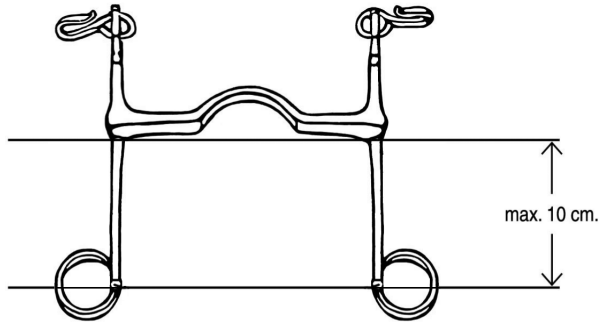
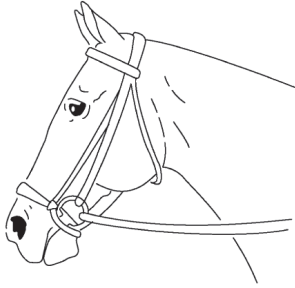



Figure 2. Correct bit measurement. The lever arm of the curb bit must not exceed 10 cm. (length below the mouthpiece). If the curb has a sliding mouthpiece, the lever arm of the curb bit below the mouthpiece must not measure more than 10 cm. when the mouthpiece is at the uppermost position.

**DR - DRESSAGE DIVISION
PERMITTED NOSEBANDS AND BRIDLES**


1. Dropped noseband




2. Cavesson noseband



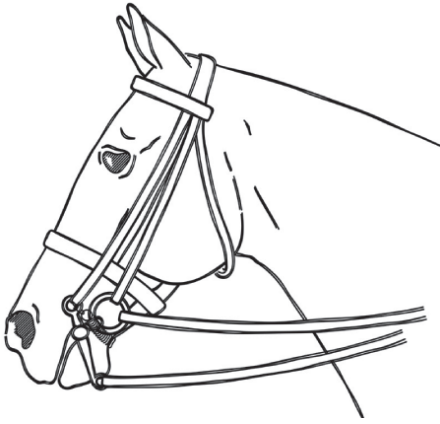
3. Flash noseband



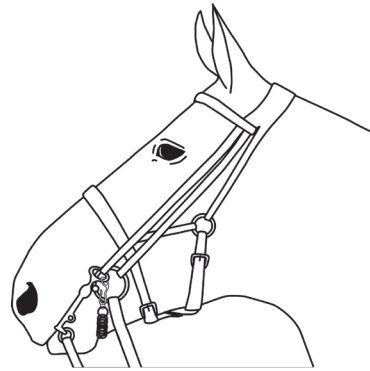
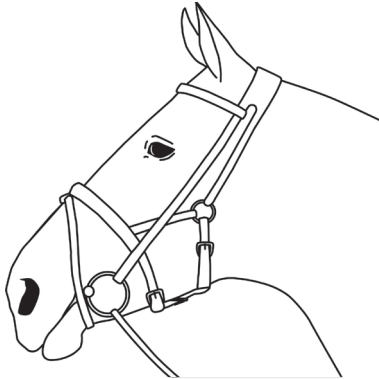
4. Mexican (crossed figure-8) noseband



1, 3 and 4: These nosebands are not permitted when a double bridle is used.

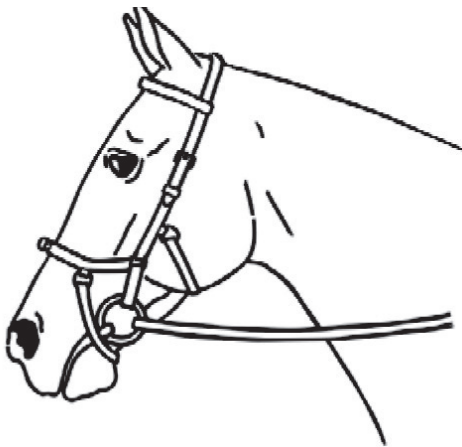


Double bridle with cavesson noseband, bridoon bit and curb with curb chain



5. Combined noseband (no throatlatch). Permitted for use in at any level (including USEF High Performance classes) and in warm-up with either a snaffle or double bridle, as appropriate for the level. When used as a double bridle, the lower strap of the noseband (flash attachment pictured with the snaffle), is not permitted.

6. Micklem Bridle. Permitted for use at any level where snaffles are permitted. Not permitted for use as a double bridle. Bit clips may not be used with this bridle.



DR122 Execution and Judging of Tests

1. **Calling Tests.** All Federation Tests may be called during the competition except at any Final or Championship Event at which time all tests must be ridden from memory. If test is announced, it is the responsibility of the competitor to arrange for a person to announce the test. Unless an exception is made by the judge, the announcing of the test must start with the first movement. Lateness and errors in announcing the ride will not relieve the rider from “error penalties”. Announcing the tests is limited to reading the movement as it is written once only. However, the repetition of reading of a movement is acceptable if there is reason to doubt that the rider heard the original call. Calling of these tests in a foreign language must receive prior consent of the show committee and the Ground Jury. A competition cannot require competitors to use callers employed by the competition management. All FEI Tests (including FEI Junior Tests), the USEF Test for Four-Year Old Horses, the USEF Developing Horse Prix St. Georges Test, the USEF Developing Horse Grand Prix Test and all Freestyle Rides must be ridden from memory. FEI Para-Equestrian tests must be ridden from memory unless an exemption is listed on the rider’s Dispensation Certificate. In all tests, all movements must follow the order laid down in the test.
2. **Salute.** At the salute riders must take the reins in one hand. All riders shall let one arm drop loosely along his/her body and then incline his/her head in a slight bow. The military salute is only permissible when riding in uniform.
3. **Voice.** The use of the voice or other intentional audio aids in any way whatsoever or clicking the tongue once or repeatedly is a serious fault involving the deduction of at least two marks from those that would otherwise have been awarded for the movement where this occurred. In movements with a coefficient, judges may choose to deduct only one mark so that the final mark, after the coefficient is applied, is deducted by two vs. four points.
4. **Individuals holding a Federation Dispensation Certificate are allowed the following exceptions, provided these exceptions are clearly listed on the Certificate:**
 - a. Visually impaired and blind riders may use callers as “living letters.” These callers (a maximum of 9) may be stationed around the exterior of the arena and will call out letters at the appropriate time. No more than one caller may be stationed within the arena. Callers may not give any other direction to the rider other than identifying the letters, center line and quarter lines of the dressage arena. Callers must position themselves as to not obscure the judge’s line of vision. Riders may enter the arena prior to the start of their test and make one pass of the arena, once in each direction in order to familiarize themselves with the callers and the arena. After completion of this familiarization, the rider may leave the arena and await the judge’s signal to re-enter and begin his or her test OR may halt and stand quietly just within the arena at A to be given the signal to begin their test from inside the arena. Blind and visually impaired riders are required to wear a red arm band at all times while mounted and in areas where other riders are present. They may remove this armband during execution of their dressage test.
 - b. Riders may salute with a nod of the head only. Physical contact must remain on the reins at all times.
 - c. As necessitated by the rider’s individual physical limitations, trot work may be performed either entirely sitting or posting.
 - d. Riders with intellectual impairment or head injury may have a reader to call their tests, including freestyles. If the freestyle is being read, it is required that the caller use radio communication.
 - e. Riders with hearing impairment may have a reader using sign language or use radio communication.
 - f. If radio communication is used, a copy of the written choreography must be given to the Technical Delegate or their designee who will monitor the reader and report to the judge if unauthorized assistance is given to the rider.
5. **Errors.**
 - a. When a competitor makes an “error of the course” (takes the wrong turn, omits a movement, etc.) the President of the Jury warns him by sounding the bell. The President shows him if necessary the point at which he must take up the test again and the next movement to be executed then leaves him to continue by himself. However, in some cases when, although the competitor makes an “error of the course”, the sounding of the bell would

BOD 1/16/16 Effective 4/1/16

- unnecessarily impede the fluency of the performance for instance if the competitor makes a transition from medium trot to collected walk at V instead of at K or cantering up the center line from A makes a pirouette at D instead of at L it is up to the President to decide whether to sound the bell or not. However, if the bell is not sounded at an error of course, or error of test in which the movement, or a requirement of the movement, is repeated and the error occurs again, only one error is recorded. If a rider performs in a rising trot when a sitting trot is required, or vice versa, the bell must be sounded and the rider warned that this is an error that accumulates if repeated, leading to elimination at the third occurrence.
- b. In National tests, every “error of the course” whether the bell is sounded or not, must be penalized, except as noted above:
 1. the first time by 2 points;
 2. the second time by 4 points;
 3. the third time the competitor is eliminated. However, at the discretion of the judge, the rider may continue to finish the test. If the competitor’s continued presence in the ring is about to interfere with the start of the next scheduled ride, then the judge must excuse him/her from the ring.
 - c. In FEI tests (except those listed under “d” below), every “error of the course” whether the bell is sounded or not, must be penalized, except as noted above:
 1. the first time by 2 percentage points from the total score received;
 2. the second time by elimination; However, at the discretion of the judge, the rider may continue to finish the test. If the competitor’s continued presence in the ring is about to interfere with the start of the next scheduled ride, then the judge must excuse him/her from the ring.
 - d. For USEF and FEI Young Horse tests, and FEI Children, Pony Riders and Junior tests, the deduction for an error shall be:
 1. First error: -0.5% (1/2 percentage point) from total score received
 2. Second error: -1.0% (one percentage point) from total score received
 3. Third error: Elimination
 - e. For Rider Tests, the deduction for an error shall be:
 1. First error: Total Score reduced by 0.5 points
 2. Second error: Total Score reduced by 1.0 points *Effective 2/1/16 BOD 1/16/16*
 3. Third error: Elimination
 - f. For FEI Level Freestyle tests, two points will be deducted for each error, however they are not cumulative and will not result in elimination.
 - g. When the competitor makes an “error of the test” (trots rising instead of sitting; at the salute does not take the reins in one hand, etc.) he must be penalized as for an “error of the course”. In principle, a competitor is not allowed to repeat a movement of the test unless the President of the Jury decided on an error of course (rings the bell). If, however, the rider has started the execution of a movement and attempts to do the same movement again, the judge(s) must consider the first movement shown only and, at the same time penalize for an error of course.
 - h. If the Jury has not noted an error the competitor has the benefit of the doubt.
 - i. The decision as to whether or not an error of course has been made will be that of the judge at C. The other judges’ scores will be adapted accordingly upon approval of the judge at C.
 - j. The penalty points are deducted on each judge’s sheet from the total points obtained by the competitor.
 - k. Other Errors. For USEF High Performance qualifying and selection trials, all of the following are considered errors and two points will be deducted for each of the following errors, however they are not cumulative and will not result in elimination (including for freestyle tests):
 1. Entering the space around the arena with whip or with boots on the horse’s legs or with discrepancy in dress

DR - DRESSAGE DIVISION

(e.g. lack of gloves);

2. Entering the dressage arena with whip or with boots on the horse's legs or with discrepancy in dress (e.g. lack of gloves). Exception: Carrying the whip for more than three movements will entail elimination;
 3. Not entering the arena within 45 seconds but before 90 seconds after the bell
 4. Entering the arena before the sound of the bell;
 5. In Freestyle classes, entering the arena after more than 20 seconds of music but within 90 seconds.
- I. For USEF High Performance qualifying and selection trials, if the Freestyle test is longer or shorter than the stipulated time on the test sheet, zero point five percent (0.5%) will be deducted from the total artistic score.
6. Lameness. In the case of marked lameness the judge or President of the Jury informs the competitor that he is eliminated. There is no appeal against his decision.
7. Judging a test.
- a. The mark for each movement should first establish the fact of whether the movement is marginal (5 or below) or higher. The judge should state the reason for his judgment, at least when giving marks of 6 and below.
 - b. Accuracy (moderate) should be a factor only if the inaccuracy avoids the difficulty of the movement, i.e., a larger circle avoids the difficulty of a 10 meter circle. In a movement which must be carried out at a certain point of the arena it should be done at the moment when the competitor's body is above this point, except in transitions where the horse approaches the letter from a line diagonal or perpendicular to the point where the letter is positioned. In this case, the transition must be done when the horse's nose reaches the track at the letter so that the horse is straight in the transition. This includes the execution of flying changes.
 - c. If a problem appears once it may be treated lightly by the judge; if it appears successively he will score it more harshly each time, i.e., nodding, stumbling, shying, etc.
 - d. Grinding of the teeth and wringing of the tail are signs of tenseness or resistance on the part of the horse and should be considered in the marks for each movement where they appear, as well as in the Collective Marks. Horses which get their tongues over the bit or perform with an open mouth shall be marked down.
 - e. The levels of dressage are offered as a means of evaluating a horse that is changing. The purpose of each test is printed on the cover and the horse shall be considered in light of the degree of training it should have achieved to be shown at that level.
 - f. In the case of a fall of horse and/or rider the competitor will be eliminated. A competitor is considered to have fallen when he is separated from his horse in such a way as to necessitate remounting or vaulting into the saddle. A horse is considered to have fallen when at the same time both its shoulder and quarters have touched the ground.
 - g. If the horse leaves the arena with or without the rider (all four feet outside the fence or line marking the arena perimeter) between the beginning and end of the test, the competitor is eliminated.
 - h. A test begins with the entry at A and ends after the final salute, as soon as the horse moves forward; except in Freestyle, where the test begins in the first stride after the salute and ends at the final salute. Except for leaving the arena as described above in 7.g, and for non-permitted movements shown in a freestyle test, anything before the beginning or after the end of the test has no effect on the marks. The competitor should leave the arena in the way prescribed in the test; however, in Federation Training through Fourth Level tests, the competitor should leave the arena at "A" at a walk, on long or loose rein.
 - i. Horses which enter the arena with their tongues tied down shall be eliminated.
 - j. The judge may stop a test and/or allow a competitor to restart a test from the beginning or from any appropriate point in the test if, in his discretion, some unusual circumstance has occurred to interrupt a test. Time-outs, as defined in GR833, are not permitted in the Dressage division.
 - k. After the sound of the bell, the competitor should enter the arena at A as soon as possible. Exceeding 45 seconds before entering the arena after the bell has sounded will entail elimination. In the Freestyle, the rider has

45 seconds to signal to start the music; however, exceeding 65 seconds before entering the arena after the bell has sounded will entail elimination. Exception: For USEF High Performance qualifying and selection trials, entering the arena over 45 seconds but within 90 seconds after the bell has sounded be penalized for an error as specified under DR122.5. Exceeding 90 seconds will entail elimination except where a valid reason is accepted by the Judge at "C" (losing a shoe, etc). No competitor can be required to ride prior to his scheduled time except as required in GR830.

l. Any resistance which prevents the continuation of the test longer than 20 seconds is punished by elimination. However, resistance that may endanger the rider, horse, judges or the public will result in elimination for safety reasons earlier than within twenty (20) seconds.

m. All movements and certain transitions from one to another which have to be marked by the judge(s) are numbered on the judge's sheets. They are marked 0 to 10, 0 being the lowest mark and 10 being the highest.

8. The scale of marks is as follows:

10	Excellent	4	Insufficient
9	Very Good	3	Fairly Bad
8	Good	2	Bad
7	Fairly Good	1	Very Bad
6	Satisfactory	0	Not executed
5	Marginal		

All half marks from 0.5-9.5 may also be used both for movements and collective marks, at the discretion of the judge, and scores given must be recorded with a decimal (i.e., as 6.0 instead of 6).

"Not executed" means that practically nothing of the required movement has been performed. In FEI Level Freestyle tests, half marks may be used for all marks. In tests for Young Horses, decimals to .1 may be used.

9. Collective marks are awarded (from 0 to 10) after the competitor has finished his performance for USEF and FEI Dressage Tests:

- Gaits.
- Impulsion.
- Submission (*Willing Cooperation*) *Effective 2/1/16 BOD 1/16/16*
- The rider's position and seat; correctness and effect of the aids. The collective marks as well as certain difficult and/or infrequently repeated movements can be given a co-efficient which is fixed by the USDF, the Federation (USEF) Dressage Committee or the Bureau of the FEI for their respective tests.

Rider Tests:

- Riders position
- Riders correct and effective use of aids
- Horse's response and performance
- Accuracy of the exercises
- Harmony between Rider and Horse

10. Unauthorized Assistance is forbidden under penalty of elimination. Any intervention by a third party, including members of the Jury, with the object of facilitating the task of the competitor, including voice, signals, remounting, catching a horse inside the ring, etc., is illegal assistance. Except in the case of an error, any outside assistance provided by or authorized by a member of the Jury will result in elimination. A member of the Jury may not discuss a ride with a competitor before the bell or after the final salute. Use of any kind of noisemaking devices or equipment including "clickers" is considered unauthorized assistance and shall be penalized by elimination.

11. The execution of the tests is not timed, except for the Freestyle Test. The time shown on the Judges' sheet is for information only.

12. The FEI has published "Directives for Assessing the Degree of Difficulty in a Freestyle Test" and "Directives for

DR - DRESSAGE DIVISION

International Dressage Competitions for 5 and 6-year old horses". These documents have information on the judging of Freestyle and Young Horse tests and both are available from the Federation upon request or on the Federation website.

13. For FEI Tests for 4, 5 and 6-year old horses, and the USEF test for 4-year old horses, the judges must sit together at "C". Individual movements are not judged. The judges must fill out one Marking Sheet with general comments and marks at the end of the test. For Young Horse qualifying classes, competition management is encouraged to provide a microphone for the judges so that a short summary may be given to the audience after each ride. FEI guidelines for judging shall be followed. Tests must be ridden from memory.
14. When multiple judges officiate in Rider Tests, the judges must sit together at "C". Individual movements are not judged. The judges must fill out one Marking Sheet with general comments and marks at the end of the test. Tests may be called.

DR123 Scoring, Classification and Prize-Giving

1. After each performance and after each judge has given his Collective Marks which must be done with due consideration the judges' sheets pass into the hands of the scorers. Scores and comments must be written in ink. Any corrected score must be initialed by the judge having made the correction. The marks are multiplied by the corresponding co-efficients where applicable and then totaled. Penalty points incurred for errors in the execution of the test are then deducted on each judge's sheet.
2. The total score for the classification is obtained by adding the total points and determining the percentage score. With more than one judge, the percentage score is determined by adding the sum total points earned from all judges and dividing by the total available points. If there are two or more judges, the points awarded by each judge will be published separately in addition to the total score. Total final results must be published in marks as well as in percentages with numbers to three places after the decimal point. Scores must be posted on a public scoreboard as soon as possible after each ride. The public scoreboard may be in either paper or electronic format. The name of each judge must be posted along with the position where he/she is sitting. When multiple judges officiate from different positions, scores must be posted in the following order: E, H, C, M, B.
3. Individual Classification. In all competitions the winner is the competitor having the highest percentage, the second placed competitor is the one with the next highest percentage, and so on. In case of equality of points the competitor with the highest marks received under General Impressions shall be declared the winner. When the scores for General Impressions are equal after coefficients have been applied, the horses must remain tied. Errors on a test may not be used to break ties. When the final score in Rider Tests are equal, the competitors must remain tied. Final results for each class must be posted as soon as possible after the class is completed and all results must include total points and percentages with numbers to three places after the decimal point, eliminated horses, and the placing of each horse that receives an award. If a competitor withdraws (scratches) prior to a class or is excused, eliminated or a "no show" prior to or during the performance of a test, the words "scratched", "excused", "eliminated", or "no show" or abbreviations of each, must appear after the competitor's name in the result sheet. The published final results may be in paper or electronic format and must remain posted throughout the entire competition. The name of each judge must be posted along with the position where he/she is sitting. When multiple judges officiate from different positions, scores must be posted in the following order: E, H, C, M, B.
4. Electronic scoreboards are permitted, however, when multiple judges officiate in a class, scores from other judges must not be visible to the judges of the same class. Scoreboards that show a running score (total average percentage) and open scoring (average marks per movement for all judges) to the audience are encouraged. However, in **classes with multiple judges**, electronic scoreboards must not be placed where any judge in the class can see the running scores **or open score format. The movement marks of each individual judge may only be shown to the public, not to the judges.** Scoreboards that display only the final scores **after each horse has finished its test** are

permitted and **may be visible to the judges. Effective 2/1/16 BOD 1/16/16**

5. Printed provisional scores from previous tests should not be provided to the judges during an ongoing class.
6. In a USEF/USDF Championship class, the horse must obtain 55% or better to be named Champion or Reserve Champion. When either or both the first or second placed horse does not receive a score of 55% or better, the horse(s) will receive non-championship ribbons only. The awards ceremony for the class will still be held, with all horses that placed in the class participating and all other horses receiving normal championship awards.
7. Video tape may not be used to dispute a judge's decision.
8. When the total of the scores for General Impressions is equal, ties in classes which involve prize money shall remain tied for the purpose of dividing prize money.
9. A judge is free to leave when all scores from his class(es) are totaled.
10. If a mathematical error on the scoresheet is discovered, it must be brought to the attention of competition management within 1 hour of the official posting of the scores from the last class of that competition day. Competition Management must announce said posting, and must make test sheets available to competitors immediately.
11. After the awards for a class have been presented, the judge's score sheet should be given to the competitor. The score sheet must be handed directly to the competitor or his representative. Privacy must be maintained.
12. Participation in prize-giving (awards) ceremonies by placed rider/horse combinations may be mandatory and failure to participate may result in loss of prizes and prize money at the discretion of Competition Management. Specific requirements and penalties for failure to participate in prize-giving ceremonies must be announced in the prize list. It is recommended that dress and saddlery for ceremonies be the same as in the competition, but that black or white leg bandages also be allowed. Rosettes should be placed on the horses' bridles prior to the ceremony. The judge at "C" should be invited to participate in the prize-giving. Competition Management is responsible for the safe conduct of ceremonies and must excuse any horse that threatens the safety of participants. At all times when horses are grouped together, riders and/or grooms are responsible for their actions. Carelessness or irresponsible behavior may result in possible penalties under Federation rules.
13. It is recommended that scorers may not be a competitor, or an owner, coach, trainer or family member of a competitor/horse in the class(es) in which they are scoring.

DR124 Elimination

1. In the Dressage division "disqualification", as defined in GR117, includes elimination, except for designated qualifying classes for regional or national championships where scores may be disqualified for championship qualifying purposes and the entry may retain the scores for class ranking and reporting purposes. BOD 1/16/16 Effective 4/1/16

2. Horse and rider combinations shall be eliminated from the competition (for .a, .f and .i, below) or from the current or next class depending on which is closest to the time the incident occurred (for all others), under the following circumstances:

- a. Misrepresentation of entry or inappropriate entry (GR907 and DR119);
- b. Dress code violations inside the competition ring listed under DR120.1-5 at the discretion of the Judge at "C" except elimination is mandatory for failure to wear properly secured protective headgear. Elimination is mandatory for violations listed under DR120.6-16.
- c. Use of illegal equipment (DR121);
- d. Unauthorized assistance (DR122);
- e. Three errors of the course and/or test (DR122);
- f. Horse's tongue tied down (DR122);
- g. Late entry into the arena (DR122);
- h. All four feet of the horse leave the arena with or without rider (DR122);
- i. Cruelty (GR839);

DR - DRESSAGE DIVISION

- j. Marked lameness (DR122);
 - k. Resistance of longer than 20 seconds (DR122);
 - l. Concern for the safety of rider, other exhibitors or their entries (GR1034.11 and .12);
 - m. In FEI freestyle classes, performing movements which are not allowed (DR128);
 - n. Evidence of blood on a horse in the competition arena shall be cause for elimination from the class by the judge at "C". Evidence of blood on a horse outside the competition arena shall be cause for elimination by competition management, after consultation with the technical delegate, from either the last class in which the horse competed or next class in which it is scheduled to compete, depending on which is closest to the time the incident occurred. Environmental causes such as insect bites shall normally not be cause for elimination.
 - o. Failure to wear competitor number (DR121.11 and GR801.9);
 - p. Fall of horse and/or rider (DR122.7(f))
 - q. Any situation where a direct rule violation can be cited. Where a violation cannot be cited, a competitor is not eliminated.
3. When a judge suspects a violation or ineligibility listed under any GR or DR rule, in particular DR120, DR121, DR122 or DR124, the judge must request, as soon as possible, that the ring steward and/or TD investigate the possible infraction. *BOD 1/16/16 Effective 4/1/16*
4. Except as noted below, only the Judge at "C" may eliminate a competitor for a rule violation listed under DR120 or DR122, only from the test in question, and (except for late entry into the arena) only after the competitor has entered the arena. Members of the Ground Jury have no authority to eliminate under any other circumstances, except during a class or test, the Judge at "C" has the authority to eliminate for use of illegal equipment, non-compliance with protective headgear rules, not wearing a number, cruelty and abuse or leaving the arena without the judges' permission. Authority for rule enforcement outside the competition ring rests solely with the Show Committee (see General Rules, GR1217). Competition Management/Show Committee has the authority to eliminate for use of illegal equipment or violations of protective headgear rules during a test that is discovered after the competitor has left the arena. Competition Management also has the authority to eliminate entries and/or remove individuals from the competition grounds for violations of protective headgear rules as described in DR120 and GR801.
5. For USEF High Performance Championships, USEF High Performance qualifying and selection trials only: If the Judge at C suspects fresh blood anywhere on the horse during the test, he will stop the horse to check for blood. If the horse shows fresh blood, it will be eliminated. The elimination is final. If the Judge through examination clarifies that the horse has no fresh blood, the horse may resume and finish its test. If the Technical Delegate discovers fresh blood in the horse's mouth or in the area of the spurs during the equipment check at the end of the test, he informs the Judge at C, who will eliminate the competitor. If there is blood elsewhere on the horse, the majority of the veterinary panel is to be called to recommend if the horse is fit to continue in subsequent classes for which it is eligible. Refer to Selection Procedures for the current championship year requirements.

DR125 Competition Licensing and Officials

1. Organizers of Dressage Competitions must comply with current Federation and USDF competition licensing requirements and must apply directly to the Federation for both USDF competition recognition and USEF licensing.
2. Management definitions and duties:
 - a. The competition manager is responsible for knowledge of and compliance with all GR and DR rules that apply to Dressage Competitions, in particular GR12, and DR126. Eligibility is determined by GR1202 and the Dressage Levels Chart (DR126.3). The competition manager is responsible for conducting the competition in accordance with Federation rules (and FEI rules, if applicable). Co-managers have the same requirements and responsibilities as listed in this rule. Managers and co-managers must be listed in USEF competition records and in the

- prize list and provide eligibility to manage competitions at Levels 3-5.
- b. The competition secretary is responsible for knowledge of and compliance with all GR and DR rules that apply to Dressage Competitions, in particular GR12, and DR126. Eligibility is determined by GR1203 and the Dressage Levels Chart (DR126.3). The competition secretary is responsible for performing assigned duties in accordance with Federation rules (and FEI rules, if applicable). Co-secretaries have the same requirements and responsibilities as listed in this rule. Secretaries and co-secretaries must be listed in USEF competition records and in the prize list and provide eligibility to secretary competitions at Levels 3-5.
 - c. Assistant managers and assistant secretaries may be enlisted but have no specific duties outlined in Federation rules. Their duties are assigned by managers and secretaries according to the needs and may vary from one competition to another. The positions of assistant manager or assistant secretary do not qualify individuals to manage or secretary competitions at Levels 3-5.
 - d. The competition manager and secretary of Federation- licensed/USDF-recognized competitions must be current USDF Participating or Group members in good standing at the time competition recognition is granted and on the date of the competition. This requirement also applies to co-managers and co-secretaries but not assistants.
3. Ground Jury. The invited judges compose the Ground Jury and must be selected from the current Roster of Recognized Dressage judges.
 4. A Technical Delegate must be selected from the current Roster of Dressage Technical Delegates to officiate at all Dressage competitions and Regular and Local Competitions offering “open” Dressage Division classes (i.e., classes which are not limited to certain breeds) or classes above Third Level. (Exception: A Category 2 or Combined Category Steward may officiate through Fourth Level in the Andalusian, Arabian, Friesian and Morgan Divisions, only if classes are not part of an “open” Dressage Division). A Registered Dressage Technical Delegate must officiate at Level 4 and Level 5 Dressage Competitions. A Recorded Dressage Technical Delegate may officiate as the assistant to the Registered Technical Delegate(s) at Level 4 and Level 5 Dressage Competitions, and may officiate alone at Levels 1-3 Dressage Competitions.
 5. For each competition day that a Dressage Competition schedules 300 or more rides (including Dressage and DSHB entries), the competition must have at least two Dressage Technical Delegates on duty. When only one competition ring is in session, only one Dressage Technical Delegate (DTD) need be present on the grounds. *When a DTD is officiating as a second DTD for only one day of a multi-day competition due to the show scheduling 300 or more rides on that day, this DTD is subject to the restrictions of GR1034.2. BOD 1/16/16 Effective 4/1/16*
 6. Dressage Competitions holding both a national competition and a CDI must have a separate Dressage Technical Delegate in addition to the FEI Chief Dressage Steward. However, the number of CDI rides is not counted in the number of rides requiring an additional Dressage Technical Delegate.
 7. The competition Technical Delegate is required to designate one Dressage judge and one Competitor to complete USEF competition evaluation forms. The Technical Delegate must supply the Designated Judge and Designated Competitor with a copy of the required evaluation form(s). It is mandatory for designated judges and competitors to return completed evaluation forms to USEF either with the Technical Delegate or directly to USEF within fourteen days of the competition. *BOD 1/16/16 Effective 4/1/16*
 8. Veterinarians.
 - a. Every Dressage Competition must have a qualified veterinarian present throughout the competition if the number of horses competing the previous year is 250 horses or higher. Exception: All USEF/USDF Regional Championships must have a veterinarian present on the grounds throughout the competition regardless of the number of horses competing. In the year after a competition has hosted a USEF/USDF Regional Championship, a veterinarian will be required to be present only if 250 or more horses competed the year prior to hosting the championship.
 - b. Level 4 and Level 5 Dressage Competitions must have a veterinarian present on the grounds throughout the

DR - DRESSAGE DIVISION

competition regardless of the number of horses competing.

- c. For purposes of this rule, the veterinarian must be present on the grounds designated for the Dressage Competition per DR121.13 and DR121.15.

DR126 Requirements for Dressage Competition Management

1. The following requirements apply to all Levels 1-5 of Dressage Competitions, except where noted. Specific requirements for specific levels of competitions are listed under .2, below.

a. Competition Levels, Divisions and Classes.

1. The competition Level and all classes must be listed in the prize list.
2. When permitted by the rules or special criteria, classes may be divided into separate divisions or sections based on qualifications, age or other eligibility of horses or riders.
3. Divisions or sections of a class are considered to be a separate “class” only if listed as such in the prize list. Divisions or sections of a class may be held in different rings and judged by different judges. When divisions or sections are held under different conditions (i.e, different ring or judges), separate awards must be given.
4. Where more than 25 entries are accepted for a particular class the class must be divided into separate divisions for awards purposes. USEF/USDF and other regional or local championship classes and USEF High Performance Championships, qualifying and selection trials cannot be split.
5. When entries warrant competitions are encouraged to split classes into separate divisions, and to provide separate awards, for Open riders, Adult Amateurs and Junior/Young Riders. Horses may be ridden only once in any class, including separate divisions or sections of the same class. See DR119.1.

b. Competition Schedule.

1. A tentative class schedule must be included in the prize list.
2. Organizers must prepare a time schedule including all rides. If possible, competitors should be notified of their riding times prior to arrival at the competition.
3. The time schedule must be posted in a conspicuous place by noon the day before the competition. Ride times may not be changed after noon the day before the start of the entire competition, except in compliance with GR830.5. Competitions may reserve the right to fill a competitor’s subsequent ride times if that competitor fails to notify the competition secretary of his/her intention to scratch (i.e. is a “no show”).
4. Dressage classes must be run in their entirety and rides may only be scheduled out of sequence to allow a reasonable interval between two or more horses entered by the same rider in the same class or in different classes. Also, when preparing a time schedule consideration must be given to riders entered in more than one class or riding more than one horse.
5. At least 50 minutes must be scheduled between start times for a rider’s tests on different horses unless he/she has agreed, in writing, to a shorter interval between tests. Time intervals should be allowed between rides for judge’s breaks and awards presentations.
6. If Grand Prix Freestyle and/or Grand Prix Special classes are offered at a competition, at least one Grand Prix class must be offered and scheduled prior to the Freestyle and the Special (i.e., only one Grand Prix is required to be offered and scheduled prior to the Freestyle and Special in a multi-day competition).
7. If a competitor cannot show due to a change in the day a competitor must ride, his entry fees must be refunded.

c. Schooling and Lungeing.

1. One or more schooling areas must be provided far enough away from the arena(s) so as not to disturb the competitors during their tests. Schooling areas must be of sufficient size for several competitors to prepare their horses at the same time. For competition Levels 3-5, the sum of the warmup space, excluding the perimeter around competition arenas, must be at least 80% of the sum of the areas of all competition arenas (20x60

and/or 20x40 m). Lungeing areas are included in the calculation of the warmup space.

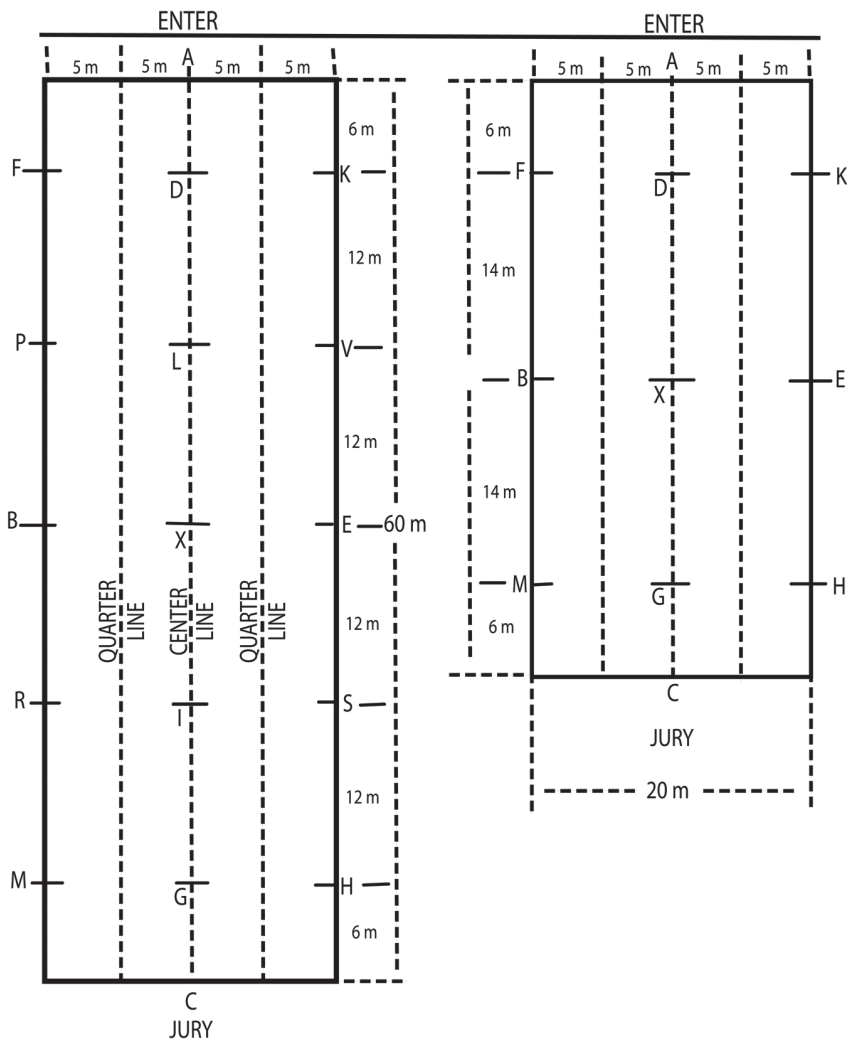
2. If possible, at least one practice arena with perimeters and letters should be provided.
 3. It is strongly recommended that a lungeing area be provided separate from and in addition to mounted schooling areas and that it be available throughout the competition.
 4. If a separate lungeing area is not provided, lungeing is not permitted at any time within the same area at the same time as mounted schooling. See Dressage Levels chart for requirements for specific competition levels.
 5. Competitors will not be allowed in or around the arena while a class is in progress or inside the arena at other times except under the following conditions:
 - a. Management must post and announce, in advance, designated times that competitors may school inside the arena(s);
 - b. Competitors should be permitted by management or the Ground Jury to enter the arena prior to their ride if arena conditions do not permit riding around the perimeter of the arena prior to entry. Such permission must be announced prior to the start of the class.
 6. Competitions are not permitted to charge warm-up or schooling fees prior to or during a competition for horses entered in the competition.
 7. When visually impaired or blind riders are to compete, it is recommended that a separate warm up area be provided.
- d. Judges and Technical Delegates.
1. No judge shall be required to officiate longer than 8 hours in one day, unless the judge has agreed in writing, and cannot be required to be on the competition grounds longer than 10 hours.
 2. Judges must be given at least a 45-minute lunch break and at least a 10 minute break every 2 hours.
 3. Judges and technical delegates are not to be housed in private homes unless the judge or technical delegate has agreed to it prior to the competition.
 4. Judges' comments, while judging, may not be audio-recorded without prior written permission of the judge(s), the specific competitor(s) and management.
 5. Judges and Technical Delegates are required to provide email addresses to management for communication of officiating agreements, prize lists and other information related to the competition.
- e. Scribes.
1. Scribes should have a knowledge of the tests being ridden.
 2. Scribes (including electronic scribes) must not be an owner, coach, trainer or family member of a competitor/horse in the class(es) in which they are scribing.
 3. Scribe changes should not be made more than once per day for each judge.
 4. It is strongly recommended that scribes not compete before judges with whom they have worked at the same competition. Apprentice judges are prohibited from competing before judges with whom they apprentice at the same competition.
 5. First-time scribes must not be assigned to foreign judges or judges for FEI level classes.
 6. Scribes. Only one scribe to be provided for the judging panel for the FEI Dressage Tests for 4-year old, 5-year old and 6-year old horses and the USEF Dressage Test for 4-year old horses.
- f. Arena Specifications.
1. The arena should be on as flat and as level ground as possible. It is recommended that the difference in elevation across the diagonal or along the length of the arena shall not exceed 0.60 meters. It is recommended that the difference in elevation along the short side of the arena shall not exceed 0.20 meters.
 2. The Standard Arena is 60 meters long and 20 meters wide. The Small Arena is 40 meters long and 20 meters wide. Arena measurements are for the interior of the enclosure.
 3. The enclosure itself must consist of a low fence about 0.3 meters high and must be completely enclosed,

except for the entrance at "A". The width of the entrance must be at least two meters.

4. The fence should be such to prevent the horse's hooves from becoming entangled and arena stakes, if used, must be covered with a ball or similar object so as to prevent injury. Rope, concrete or unbreakable chain fencing is not allowed.
5. The part of the fence at A should be easy to remove to let the competitors in and out of the arena in a suitable way. The part of the fence at A can remain open except at Federation/USDF Championship classes.
6. Except for the letter "A", the letters outside the enclosure should be placed about 0.5 meters from the fence and clearly marked. So that the judges can note the exact point on the track opposite each letter, it is compulsory to place a marker on the fence itself, level with and in addition to the letter concerned. It is not permitted to place the letters on the arena fence, however, one-sided (flat) letters may be placed on the wall of an indoor arena when such an arena is permitted under(7) through (9) below. The letter A should be placed at least five meters away from the arena.
7. No publicity is permitted anywhere on the arena fence. It is permissible to decorate the letters with flowers or greenery to enhance the appearance of the arena, however, letters must be visible from all sides at Level 3-5 competitions.
8. It is recommended that arenas be separated from the public (people, horses and other activities) by a distance of not less than 15 meters, with a minimum allowed distance at any point around the arena of 3 meters. For indoor competitions, the recommended minimum distance from the public is 3 meters, with a minimum allowed distance at any point around the arena of 1.5 meters. For Level 1 and Level 2 competitions, where tall solid walls preclude public access or visibility, arenas are exempt from this requirement. Indoor and outdoor arenas must be separated by a minimum of 5 meters at Level 3-5 competitions and 2 meters at Level 1-2 competitions.
9. Where severe inclement weather threatens to disrupt participation in the competition due to concerns for footing or safety, Level 3-5 competitions are permitted to follow the same arena specifications as in #8, above.
10. A modified arena is one that is not exactly 20x60 meters or 20x40 meters, as required for the particular level and test. Use of a modified arena is permitted only for Level 1-2 competitions and only when the dimensions of the arena to be used are clearly specified in the prize list. When a modified arena is used, it must not be shortened more than five meters in length or more than two meters in width. However, for all competition levels, Qualifying, Championship, USEF High Performance Championships, qualifying and selection trials and Freestyle classes must be held in an unmodified standard size arena
11. Entry and exit must be at "A" for Level 4-5 competitions. For Level 1-3 competitions: If competitors enter and exit at any location other than "A", the arena fence must be completely closed for the duration of the ride.
12. For all classes or tests where the arena size is optional or may be modified, the size must be stated in the prize list.
13. The following tests and classes must be held in a Standard Arena:
 - a. Federation First Level Dressage tests and above, FEI Dressage tests; and musical freestyles, except

those tests written for a small arena.

b. Federation/USDF Qualifying and Championship Classes at all levels



14. At the discretion of competition management, all tests for Para Equestrians may be ridden in a Standard arena. (Exception: Grade I - II freestyle tests must be held in a small arena. Grade III - IV freestyle tests must be held in a standard arena.) The arena sizes to be used must be indicated in the prize list. For the USEF National Para-Equestrian Championships and Para-Equestrian Selection Trials, all tests for Grades IA, IB and II must be ridden in a small arena and Grades III and IV must be ridden in a standard size arena.

g. Location of Judges.

1. If there is only one judge he is preferably placed a maximum of five meters and minimum of three meters from the end of the arena and must be opposite the letter C. Except in Young Horse and Rider Tests, when two judges are used one is placed at C and the other at B or E, preferably a maximum of five meters and minimum of three meters opposite the letter. When three judges are used, one is placed at C, the second at B or E, and the third must be placed at the end of the arena on a line with the judge at C and 2.5 meters in from the edge of the long side of the arena at H or M (If the second judge is at B, the third should be at H and vice versa). If this is not possible, judges should be placed at the end of the arena, one at C, one 2.5 meters in from the long side of the arena at M and the other 2.5 meters from the long side of the arena at H.
2. At indoor competitions, judges must be placed a minimum of 3 meters from the arena, unless modifications

DR - DRESSAGE DIVISION

are permitted by application to the Federation Dressage Committee.

3. Except in Young Horse tests and Rider Tests, a separate enclosure (booth, tent, trailer) or platform for indoor classes must be provided for each judge.
 4. Each judges booth or platform must be raised at least 0.5 meters (20 inches), for Freestyle Tests possibly a little higher, above the ground to give the Judge(s) a good view of the ring.
 5. The booth/hut/platform must be large enough to accommodate three people except that the booth at C must accommodate four people for Young Horse Championship classes.
 6. Judges' booths placed at E and B must be equipped with side windows.
 7. The jury for the FEI Dressage Tests for 4, 5, and 6-year-old horses and USEF Dressage Test for 4-year old horses, and Rider Tests, must be seated together at "C" and may comprise a maximum of three judges.
 8. Judge booths or platforms must be separated from other arenas by a minimum distance of 3 meters.
- h. Footing Maintenance.
1. Competition management must make every effort to provide the best possible footing in competition and schooling areas.
 2. Provisions should be made (by having on hand proper equipment and scheduling sufficient breaks in the schedule) to maintain throughout the competition the footing in all riding areas by dragging, watering and, if necessary, raking.
- i. Ring Stewards and supervision of schooling areas.
1. Management must appoint ring stewards to check saddlery and inspect bits and spurs, on both sides of the horse, in each class at the direction of the technical delegate and in accordance with DR121.9.
 2. When a competition operates two or more rings or warmup areas, the competition must have a sufficient number of stewards to adequately monitor all schooling and warmup areas, as well as competition rings.
 3. Schooling and warmup areas must be monitored by stewards starting at least 30 minutes before the first scheduled ride.
 4. Bit inspectors must use a new disposable protective glove on each hand for each horse. Gloves must be provided by competition management.
 5. When communicable disease is a concern, any deviations to established saddlery inspection protocol must be approved by the USEF Dressage Department prior to the competition.
 6. In USEF/USDF Championship classes, a steward must be appointed to check the saddlery and bits of each horse immediately after it has completed its test and has left the arena, and any discrepancy to the saddlery rules will entail immediate elimination. (See DR121.9)
- j. Miscellaneous.
1. Management must provide judges and technical delegates with copies of Federation Presidential Modification letters they have received, prior to the classes where those riders compete under those judges. Competitors will not be allowed to compete with modifications unless a copy of their Presidential Modification letter is provided to the competition secretary by the beginning of the competition.
 2. Background music, of a suitable composition and volume so as not to disturb the competitors and judges, may be played during all classes except when freestyle music is being played. Specific background music may not be requested or supplied by competitors for their rides except for freestyle tests.
 3. It is strongly recommended that organizers avoid running freestyle classes at the same time as non-freestyle classes that are held in close proximity.
 4. A separate number must be issued for each horse/rider combination. Horses or riders are required to display

only one number and may not be penalized for displaying only one number. See GR318.9 and GR1213.11.

2. Specific requirements for Dressage Competition Levels.

a. Categories and Criteria.

1. Dressage Competitions or Regular or Local Competitions with open dressage classes must be categorized into one of five levels based on classes offered and mandatory criteria for each level:
 - a. Level 5 - required for CDIs/CPEDIs, USEF High Performance Selection Trials (Intermediaire I-Grand Prix, ParaEquestrian) and USEF National Championships.
 - b. Level 4 - required for USEF/USDF Regional Championships, High Performance qualifying competitions held separately from CDIs, and other competitions as required or as approved by USEF (and USDF when required), upon application.
 - c. Level 3 - required for USEF Developing Program qualifying competitions and other competitions as required or as approved by USEF (and USDF when required), upon application.
 - d. Level 2 - required for competitions that do not meet the criteria for Levels 3-5 or exceed Level 1 requirements.
 - e. Level 1 - required for USEF licensed competitions that do not meet the criteria for Levels 2-5.
 - f. Level 1 is primarily intended as an introduction for new competitions wishing to hold a USEF licensed competition with fewer mandatory requirements.
 - g. If standards will be at a lower level for eligible classes at competition Levels 3-5, the competition prize list must state which classes and which criteria will be at a lower level.
2. Holding classes of a lower level is optional at competition Levels 3-5.
 - a. Standards for all non-CDI/CPEDI classes at a Level 5 competition must be Level 3 or higher.
 - b. At a Level 4 competition, Level 4 standards are required for High Performance and Regional Championship classes; standards for all other classes must be at Level 3 or higher.
 - c. At a Level 3 competition, Level 3 standards are required for USEF Developing program qualifying classes; standards for other classes must be at Level 2 or higher.
 - d. At a Level 2 competition, standards for all classes must be at Level 2 or higher.
 - e. At a Level 1 competition, standards for all classes must be at Level 1 or higher.
3. Specific criteria for each competition level are listed in the Dressage Levels chart (see DR126.3). The chart indicates which criteria may be at a lower level for eligible classes at a Level 3, Level 4 or Level 5 competition.

b. Management, Officials and Staff.

1. The manager of a Level 3, Level 4 or Level 5 Dressage Competition must be eligible according to the criteria listed in DR126 and listed in the Dressage Levels chart (see DR126.3).
2. The secretary of a Level 3, Level 4 or Level 5 Dressage Competition must be eligible according to the criteria listed in DR126 and listed in the Dressage Levels chart. Specific duties of Dressage Competition Management are listed in the Dressage Levels chart (see DR126.3).
3. Specific requirements for staff and officials for Dressage Competitions are listed in the Dressage Levels chart (see DR126.3).

c. Facilities, Equipment, Services and Amenities.

1. Additional requirements for Dressage Competitions regarding facilities, services and amenities are listed in the Dressage Levels chart (see DR126.3).

3. Dressage Levels Chart.

(for USEF Dressage Competitions or Regular or Local Competitions with Open Dressage Classes per USEF

DR - DRESSAGE DIVISION
GR308.2e)

(DSHB classes can be held with any Level. Shows offering only DSHB can choose Level 1 or Level 2 criteria.)

Criteria at competition Levels 3-5 are highlighted in gray below that can be held at a lower level, if competition advertises classes held at a lower level.

Criteria for Existing or New Competitions						
Criteria	Level 5 CDIs/CPEDIs USEF HP Selection Trials (1- GF, ParaEquestrian) National Championship	Level 4 Regional Championships, HP (1) and other competitions as required or as approved by USEF (and USDF when required), upon application	Level 3 Developing Program Qualifiers (JR/ YRYA, YH & DH) and other competitions as required or as approved by USEF (and USDF when required), upon application	Level 2 Other licensed Dres- sage shows	Level 1 "Introduction" to Licensed Competitions	
Classes of a lower level	Optional national classes – stan- dards for national classes must be at Level 3 or higher. Prize list must list classes conducted under lower level criteria and list specific modifications.	Required for HP and RC classes – lower level classes optional. Stan- dards for any other classes must be at Level 3 or higher. Prize list must list classes conducted under lower level criteria and list specific modifications.	Required for Developing prog qual- ifiers– lower level classes optional. Standards for other classes must be at Level 2 or higher. Prize list must list classes conducted under lower level criteria and list specific modifications.	n/a	n/a	
Opportunity Classes *no freestyles & all USEF rules apply	N/A (Cannot offer)	N/A (Cannot offer)	Two tests and only two classes per level per day at Training Level and below	Two tests and only two classes per level per day at First Level and below.	Two tests and only two classes per level per day at 2ndLevel/below.	
Length of competition	Three or more days minimum – may be two or more consecutive competitions. All competitions days on or before the start of Level 5 classes must be Level 5, except that a lower level compe- tition may be held on the day(s) after the Level 5 classes end.	Three or more days minimum– may be two or more consecutive compe- titions. All competitions days on or before the start of Level 4 classes must be Level 4, except that a lower level competition may be held on the day(s) after the Level 4 classes end.	Two or more days minimum – each day may be separate competition. All competitions days on or before the start of Level 3 classes must be Level 3, except that a lower level competi- tion may be held on the day(s) after the Level 3 classes end.	One or more days	One day only.	
Number of horses	No limit	No limit	No limit	No limit, except must offer stabling if 150 or more horses	Limited to 75 horses.	
Footing and arena type	Per FEI rules/ Nat'l Champi- onship rules. Minimum of one "main" arena. All rings must have safe fencing with no plastic chains in any ring. Good all weather footing that stands up to climate and inclement weather: good depth, consistent quality- no grass rings permitted at any dressage class	Minimum of one "main" arena. All rings must have safe fencing with no plastic chains in any ring. Good all weather footing that stands up to climate; good depth, consistent quality – no grass rings permitted at any dressage class.	Minimum of one "main" arena. All rings must have safe fencing with no plastic chains in any ring. Good foot- ing that can stand up to climate – no grass rings permitted at any dressage class.	Plastic chain rings and grass competition rings permitted for any class.	Plastic chain rings and grass competition rings permitted for any class.	
Arena Modifications (Competition arena that is less than 20x60 or 20x40 meters)	Not permitted for FEI-recognized classes. Not permitted for nation- al classes.	Not permitted for classes at any dressage level.	Not permitted for classes at any dressage level.	Permitted except for Regional Champi- onships qualifying classes and freestyles per DR 126.	Permitted except for Regional Championships qualifying classes and freestyles per DR 126.	

Criteria for Existing or New Competitions	
Criteria	Level 5 CDIs/CPEDIs USEF HP Selection Trials (11- GP, ParaEquestrian) National Championship
Warmup: size, number, footing	Per FEI rules/ Nat'l Championship rules. No designated grass warmup for classes at any dressage level.
Lungeing and Exercise areas	Must have separate designated exer- cise areas if three or more rings. Must have sep designated lungeing area
Footing maintenance	History of good footing maintenance esp in inclement weather; main- tenance once/hour; maintenance required at least twice daily for lower level classes
Equipment for maintenance: dragging/ watering	Must have appropriate maintenance equipment for all types of footing at the competition. Watering equipment strongly recommended
Stabling (Mini- mum specifica- tions apply to both on-site and off-site stabling)	Required on grounds. Minimum 3m x 3m (9.8' square). Safe, accommodate stallions No trailer in for CDI, Selection or Cham- pionship classes.
Show office	Adequate space, internet access on- site or offsite and phone access
Facilities (electric, water, ma- nure disposal, restrooms)	Water availability, lighting, elec- tric plugs convenient to stalls, stall doors provided. Sufficient number of restrooms
	Level 4 Regional Championships, HP (11) and other competitions as required or as approved by USEF (and USDF when required), upon application
	Minimum size of standard arena, similar footing to main arena. No designated grass warmup for classes at any dressage level.
	Must have separate designated lunge- ing area. Separate warmup required for championship entries
	History of good footing maintenance esp in inclement weather; maintenance minimum three times/daily. Mainte- nance required at least twice daily for lower level classes
	Must have appropriate maintenance equipment for all types of footing at the competition. Watering equipment strongly recommended
	Required on grounds. Minimum 3mx3m rec; 9'x9' req. Safe, accommo- date stallions No trailer in for Champ. entries
	Adequate space, internet access onsite or offsite and phone access
	Water availability, lighting, elec- tric plugs convenient to stalls, stall doors provided. Sufficient number of restrooms
	Level 3 Developing Program Qualifiers (JR/ YR/YA, YH & DH) and other competitions as required or as approved by USEF (and USDF when required), upon application
	Minimum size of standard arena, sim- ilar footing to main arena – no grass competition rings at any level and no designated grass warmup for Level 3 classes.
	Must have sep designated lungeing area or lungeing not permitted in area with riders
	History of good footing maintenance, maintenance required at least twice daily.
	Equipment for ring maintenance required.
	Required on grounds. Minimum 3mx3m rec; 9'x9' req. Safe, accommo- date stallions
	Adequate space, internet access onsite or offsite and phone access
	Water availability, lighting, elec- tric plugs convenient to stalls, stall doors provided. Sufficient number of restrooms
	Level 2 Other licensed Dres- sage shows
	Warmup must be provided but no minimum specs
	Lungeing not per- mitted in area with riders
	Ring maintenance required minimum once daily.
	Equipment for ring maintenance required.
	Stabling required if more than 150 hors- es. If offered must be per USEF rules
	No min require- ments except phone access required
	Min per current USEF rules. Min one restroom required
	Level 1 "Introduction" to Licensed Competitions
	Warmup must be provided but no minimum specs
	Lungeing not per- mitted in area with riders
	No min requirements
	No min requirements
	Stabling optional. If offered must be per USEF rules
	No min require- ments ex phone access required
	No min ex. per cur- rent USEF rules. Min one restroom required.

Criteria for Existing or New Competitions						
Criteria	Level 5 CDIs/CPEDIs USEF HP Selection Trials (11- GP, ParaEquestrian) National Championship	Level 4 Regional Championships, HP (11) and other competitions as required or as approved by USEF (and USDF when required), upon application	Level 3 Developing Program Qualifiers (JRYR/YA, YH & DH) and other competitions as required or as approved by USEF (and USDF when required), upon application	Level 2 Other licensed Dressage shows	Level 1 "Introduction" to Licensed Competitions	
Communication	Announcer & good quality sound system req. Announcements heard through facility (incl stabling, warmup & arena/office area) Radio/cell communication w/all staff req	Announcer & sound system req. Announcements heard through facility (including stabling, warmup & arena/office area) Radio/cell communication w/all staff req	Sound system and radio/cell communication w/all staff req	Radio/cell communication w/all staff req	No min requirements	
Staff	Announcer, stable mgr, awards coordinator, official's hospitality, vol coordinator req. + history of adequate staffing. Vet, EMT and farrier must be on grounds designated for the Dressage Competition; photographer req & videographer recommended. EC 5/22/12 Effective Immediately.	Announcer, stable mgr, awards coordinator, official's hospitality, vol coordinator req. + history of adequate staffing. Vet, EMT and farrier must be on grounds designated for the Dressage Competition; photographer req & videographer recommended. EC 5/22/12 Effective Immediately.	No min requirements except per current USEF rules.	No min requirements except per current USEF rules.	No min requirements except per current USEF rules.	
Feed, hay, bedding availability	Adequate supply and availability required. On-site availability req for bedding only.	Adequate supply and availability required. On-site availability req for bedding only.	No min requirements except per current USEF rules.	No min requirements except per current USEF rules.	N/A	
Security – nightwatch	Required	Required	Recommended	Optional	N/A	
Parking for competitors, trailers and spectators	Available and organized	Available and organized	Available	Available	Available	
Judges, rating and number per class	Per FEI rules/ Nat'l Championship rules	3 FEI judges required per HP rules. RC classes per Regional Championships rules	Minimum of 2 "S" Judges	No min requirements except per current USEF rules.	No min requirements except per current USEF rules.	
TD	One or more "R" TD required per DR125 and FEI Steward (C's only)	At least one "R" TD required per DR125 Additional TDs can be "R" or "I"	One or more per DR125	One or more per DR125	"R" or "I" DTD	
Awards and ceremonies	Prizes req. per FEI rules	Prizes req. per USDF rules	No min requirements	No min requirements	No min requirements	
Concessions	*Complete service required from 1 hour before competition until end *Selection of hot/cold items & beverages all meals during show hours	*Complete service required from 1 hour before competition until end *Selection of hot/cold items & beverages all meals during show hours	Food/ beverages required from 1 hour before competition until end	Food and beverages required – limited hours permitted	Optional	

Criteria for Existing or New Competitions		Level 1 "Introduction" to Licensed Competitions	Level 2 Other licensed Dressage shows	Level 3 Developing Program Qualifiers (JR/YR/YA, YH & DH) and other competitions as required or as approved by USEF (and USDF when required), upon application	Level 4 Regional Championships, HP (11) and other competitions as required or as approved by USEF (and USDF when required), upon application	Level 5 CDIs/CPEDIs USEF HP Selection Trials (11-GP, Par-a-Equestrian) National Championship	Criteria
Prize money	Per FEI rules/ Nat'l Championship rules	Not permitted	optional	optional	Required for Championship classes	Per FEI rules/ Nat'l Championship rules	
Prize list and entry process	Online – complete listing of officials	No min requirements except per current USEF rules.	No min requirements except per current USEF rules.	No min requirements except per current USEF rules.	Online – complete listing of officials	Online – complete listing of officials	
Management	Minimum 5 years experience of both mgr and secy at USEF/USDF Dressage Competitions w/ three or more rings or 200 or more horses, or sec'y and have managed or secretaried at least one Level 3 or 4 competition for min. two years + apprentice at CDI prior to application for Level 5 status	Experience not required	Experience not required	Minimum of 2 years experience or 4 shows for both mgr and secy at USEF/USDF Dressage Comps prior to application for Level 3 status	Minimum 3 years experience of both mgr and secy at USEF/USDF Dressage Competitions w/ three or more rings or 200 or more horses, or must be eligible as Level 3 mgr or sec'y and have managed or secretaried a Level 3 competition with 125 or more horses for min. two years prior to application for Level 4 status	Minimum 5 years experience of both mgr and secy at USEF/USDF Dressage Competitions must be eligible as Level 3 mgr or sec'y and have managed or secretaried at least one Level 3 or 4 competition for min. two years + apprentice at CDI prior to application for Level 5 status	
Manager and Secretary	separate individuals during competition. One or more full-time asst secretaries required. The competition manager and secretary must be current USDF Participating or Group members in good standing at the time competition recognition is granted and on the date of the competition.	No req. One person may do both during comp. Manager and secretary must be current USDF Participating or Group members in good standing at the time competition recognition is granted and on the date of the competition.	No req. One person may do both during comp. Manager and secretary must be current USDF Participating or Group members in good standing at the time competition recognition is granted and on the date of the competition.	separate individuals during competition. Manager and secretary must be current USDF Participating or Group members in good standing at the time competition recognition is granted and on the date of the competition.	separate individuals during competition. One or more full-time asst secretaries required. Manager and secretary must be current USDF Participating or Group members in good standing at the time competition recognition is granted and on the date of the competition.	separate individuals during competition. One or more full-time asst secretaries required. The competition manager and secretary must be current USDF Participating or Group members in good standing at the time competition recognition is granted and on the date of the competition.	
Scoring	Per FEI rules/ Nat'l Championship rules. Electronic scoreboard/ scoring rec. Announcement of provisional scores required	Prompt posting but no min. requirements	Prompt posting but no min. requirements	Class results of qualifying classes must be posted within one hour of final ride in class	Class results must be posted within one hour of final ride in class	Per FEI rules/ Nat'l Championship rules. Electronic scoreboard/ scoring rec. Announcement of provisional scores required	
RC qualifying classes	yes	yes	yes	yes	yes	yes	
Year end awards scores	yes	Yes – except for Opportunity classes	Yes – except for Opportunity classes	Yes – except for Opportunity classes	yes	yes	
Drug rules	FEI/ Per Nat'l Championship rules	USEF	USEF	USEF	USEF	FEI/ Per Nat'l Championship rules	
Spectator services	Required: seating at main rings, other services	optional	Optional	Recommended but not required	required: seating at main rings	Required: seating at main rings, other services	
Designated Competitors and Officials Feedback	from designated Rider and Judge	from designated Rider and Judge	from designated Rider and Judge	from designated Rider and Judge	from designated Rider and Judge	from designated Rider and Judge	
Application Approval Process	USEF	Jointly USDF recognized and USEF licensed	Jointly USDF recognized and USEF licensed	USDF and USEF	USDF regions and USDF Oversight Committee; USEF committees for HP	USEF	
Computer software	Proven to produce all required FEI, USEF and USDF reports and track competition entries	Optional. Electronic results optional.	No min requirements. Electronic results req. per USEF/USDF rules.	Proven to produce all required USEF and USDF reports and track competition entries	Proven to produce all required USEF and USDF reports and track competition entries	Proven to produce all required FEI, USEF and USDF reports and track competition entries	
Competitor amenities	Special events and trade fair strongly recommended	Optional	Optional	Optional	Special events and trade fair strongly recommended	Special events and trade fair strongly recommended	
Show program	required	Optional	Optional	required	required	required	

SPECIAL COMPETITIONS

DR127 USEF/USDF Qualifying and Championship Classes and USEF/USDF National Championships for Dressage

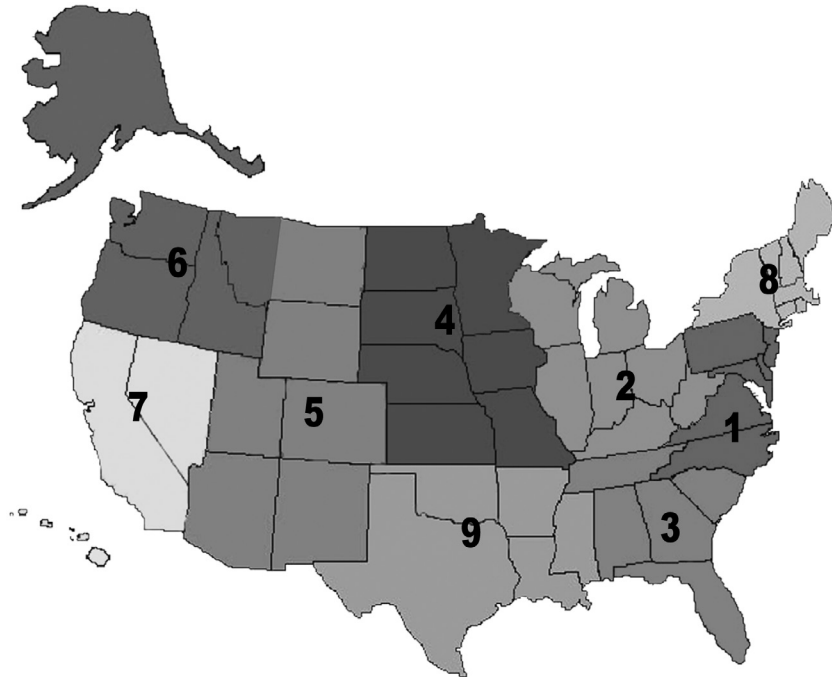
1. The Federation recognizes special competitions for Dressage Championships. Competitions licensed by the Federation in the Competition category of "Dressage Competition" and who wish to hold qualifying classes for one or more of these Championships should request information from the International Disciplines Department at the Federation or from USDF. Dressage Competitions offering these classes shall make a complete report to the Federation and to USDF in order that membership and horse recordings can be checked. Complete results must be submitted to the Federation and USDF in compliance with GR1214, including names, addresses, individual membership numbers and horse recording numbers of all class entries and the number of all ribbon winners.
2. Unless specified otherwise in published selection procedures, all qualifying competitions for USEF/USDF Championships are open only to horses that have been recorded with the Federation, ridden by Junior Active, Senior Active, or Life Members. Annual or lifetime Horse Recording is required and horses with only HID numbers are not eligible. Horse owners must also be Junior Active, Senior Active or Life Members. Responsibility to record their horse(s) with and become members of the Federation rests entirely with the competitors. Qualifications will not count until the applications and fees for the horse's recording and rider's and owner's Junior Active, Senior Active, or Life Membership are received by the Federation, unless submitted according to the provisions of GR203.1 and GR1309.1. Horses must be entered in qualifying and championship classes under their official recorded names and ownership as specified in GR1102.3, and transfers of ownership or lease registrations must be completed in compliance with GR1105 and GR1108 prior to the competition in order for the horse to compete under the name of the new owner or lessee. It is further provided that for qualifications to count with respect to any competition, such materials and fees must be received by the Federation office on or before the first recognized day of such competition, unless submitted according to the provisions of GR201.7 and GR1309.1. Qualifications are not retroactive. Competition secretaries of Federation Dressage Competitions are responsible to the Federation to ensure that horses in qualifying and championship classes are recorded in compliance with GR1102 and riders and owners are current members of the Federation and meet other requirements as set forth in the description of the Championship Classes, including that USDF membership and horse registration requirements are current. Copies of documents submitted by competitors to verify Federation and USDF membership and horse recording must be available to the Technical Delegate in the competition office. Information on USDF membership and horse registration requirements is available through the USDF office. Affidavits will not be accepted for Federation or USDF membership or horse recording verification purposes for entry in Championship classes.
3. Competition Managers of Federation Dressage Competitions which hold USEF/USDF Qualifying and/or Championship classes are responsible to the Federation for knowing and complying with all Federation rules and USDF guidelines regarding qualifying and/or championship classes. Technical Delegates for these competitions must investigate incidents of non-compliance and report violations to the Federation.
4. Qualifying classes may be offered only at Level 1 through Level 5 Dressage Competitions. Qualifying classes may not be offered in Regular Competitions or in breed-restricted classes of any Federation competition. Qualifying classes may be offered at Training through Grand Prix levels, including USDF and FEI Freestyles, and must be the highest or single test of the level or included in a USDF-approved list of classes. Eligible competitors must be given the option to enter the class as "USDF qualifying" for a maximum additional fee of \$10, which must be paid prior to the start of the class. Only one ride can be required and a maximum of one entry fee charged for the class in addition to the \$10 USDF qualifying fee. Horse/rider combinations may enter only one test, and one Freestyle, at each level per day as "USDF qualifying". Championships must be offered according to USDF Championship

DR - DRESSAGE DIVISION

- specifications. Each USEF/USDF Qualifying and/or Championship classes must be designated as such in the prize list and in the competition results. During each USEF/USDF Regional Championship, only one class per division and/or level may be held to determine USEF/USDF Regional Champions. Yearly specifications for USEF/USDF Qualifying classes and Championships will be published by USDF and the Federation and may be requested from USDF. If a rider intends to enter an Adult Amateur Championship, he/she must be an Adult Amateur by Federation definition and must provide proof to USDF and to competition management (see GR106 and GR1306).
5. In the fall of the year, Championships will take place at designated USEF/USDF competitions. A horse may not be entered in more than one USEF/USDF Regional Championship at particular levels in the same calendar year. Having won a USEF/USDF Regional Championship three times (in any region over their lifetime), a horse/rider combination may no longer compete in USEF/USDF Regional Championship competition at that or a lower level (Grand Prix Level excepted), if they received the minimum qualifying score or higher for that division and level in the championship test.
 6. At no time during a USEF/USDF Championship competition may any horse entered in that Championship competition be ridden by anyone other than the rider entered in the Championship competition on that horse (Exception: grooms riding on loose rein). Further, any horse entered in a Championship competition, even if entered at two levels, must be ridden by the same rider throughout the competition.
 7. Entries in USEF/USDF Dressage Championship classes are limited to competitors who have met the qualifications, membership, horse recording and registration requirements, and deadlines outlined below and published by USDF. Competitors who are properly qualified, whose completed entries are received by the Closing Date for a particular Regional Championship and who have complied with all Championship rules may not be denied entry into the Regional Championship class(es) for which they have qualified. Only one class per division and/or level may be held to determine USEF/USDF Regional Champions.
 8. All horses competing in Regional Championships classes must remain on the competition grounds from the time of entry to the grounds and for the duration of their Regional Championships classes. If required to remain overnight, horses must be stabled on the competition grounds.
 9. The rider/horse combination qualifies for the Championship competition. If a new rider wishes to compete with the horse at the Championships, he or she must requalify.
 10. In the event of a tie (equality of total points) for Champion and/or Reserve Champion in USEF/USDF Championships classes, the collective marks after coefficients have been applied will determine first, second and/or third places (i.e. when a tie for first place is broken by collective marks, tied competitors will receive first and second places, etc.) If collective marks are equal the tie will remain unbroken (i.e., two first places will be awarded, next third place, etc.) Ties (equality of total points and total collective marks after coefficients have been applied) after second place will be broken by collective marks. Ties (equality of total points and total collective marks after coefficients have been applied) occurring in 3rd-8th place will remain unbroken. In the case of a tie (equality of total points and total collective marks and total collective marks after coefficients have been applied) for Champion, prize money designated for Champion and Reserve Champion will be combined and divided equally between the competitors.
 11. Specifications for Qualifying and Championship Classes. Specifications for Qualifying and Championship classes are published on the Federation and USDF websites and may be requested from USDF.
 12. The Selection Criteria, Host Site Application and Championship Specifications for the National Championships for Dressage are available from the Federation International Disciplines Department.
 13. Unless otherwise indicated, all Federation rules for USEF/USDF Qualifying and Championship classes will also apply to the National Championships for Dressage.
 - d. 14. The selection of judges and technical delegates for the National Championships for Dressage is a

responsibility of the Federation, after consultation with the Championships Organizing Committee.

- e. 15. USEF/USDF Regional Championships will be licensed/recognized according to the following map of USDF regions.



DR128 USEF National Championships

1. Special rules for USEF National Championship program qualifying and championship classes are listed in the Selection Procedures for each program. These documents are updated annually and posted on the USEF website.
2. For USEF qualifying for Pony Riders, Juniors, Young Riders and Brentina Cup (Young Adults), at no time during the competition, may any horse entered in a USEF Qualifying class be ridden by anyone other than the athlete entered in that class on that horse, under penalty of disqualification from the class for USEF championship qualifying purposes. For USEF championships for Pony Riders, Juniors, Young Riders and Brentina Cup (Young Adults), at no time during the competition, may any horse entered in a USEF Championship class be ridden by anyone other than the athlete entered in that class on that horse under penalty of elimination from the USEF championships. Exception: grooms riding on a loose rein. For purposes of this rule, the competition starts when horse and athlete arrive on the show grounds. This rule also applies for NAJYRC and USEF High Performance (HP) qualifying competitions and classes.
3. Horses competing in Level 4-5 classes (for example: USEF/USDF Regional Championships classes and USEF National Championships classes) must be stabled on the grounds of the competition and must remain on the grounds for the duration of the event from the time of entry until the horse has finished competing in championship classes.
4. The Developing Horse Prix St. Georges and Developing Horse Grand Prix tests must be offered in USEF Qualifying competitions as separate classes and cannot be offered as a Developing Horse Test of Choice class. Young Horse qualifying tests (USEF Four-Year-Old Test, FEI Five-Year-Old Final Test and FEI Six-Year-Old Final Test) must be offered as separate classes and cannot be offered as a "Young Horse Test of Choice" class. All other USEF National Championship qualifying and championship tests must be offered in separate classes.

DR129 Musical Freestyle Ride

1. Scoresheets for FEI level Freestyles may be obtained from the Federation office or from the FEI web site.

DR - DRESSAGE DIVISION

Scoresheets for Federation level Freestyles may be obtained from the USDF office. Freestyles at Training Level and above may be offered at Federation licensed Dressage Competitions. Current FEI and USDF scoresheets must be used and any changes will come into effect at the time of their release, and those changes will supercede the previous scoresheets. Except for 7.a, 7.d, and 7.f below, the following rules apply to both Federation and FEI level Freestyles. The FEI has published "Directives for Assessing the Degree of Difficulty in a Freestyle Test" which has information on the judging of Freestyle tests and is available on the Federation website. Additional information on the execution and judging of Federation level Freestyles is listed on the USDF scoresheets.

2. For time allowed, see individual score sheets. At the beginning and end of a Freestyle Test a halt with a salute is compulsory. Time begins when the horse moves forward after the competitor's halt and ends with the final halt and salute.
3. Equipment and attire must be dignified and conform to the requirements set forth for the corresponding Federation or FEI level. Under penalty of elimination, a rider's hat may not be intentionally removed.
4. Riders are not required to submit a written copy of the ride.
5. The highest score shall be declared the winner of the class. In the case of a tie, the higher artistic score shall determine the winner.
6. Music
 - a. Music is mandatory. It is the responsibility of the competitor to select the appropriate music for the ride and present to competition management a compact disc (CD) recording, to be given to the announcer at least two (2) hours prior to the start of the class.
 - b. Sound checks must be provided to riders in Freestyle classes for no fee, either on the day prior to competition or prior to their scheduled class. The requirements and timetable for scheduling sound checks must be published in the prize list.
 - c. Each rider will be permitted one representative in the sound system booth to supervise the handling of the CD if so desired by the competitor.
 - d. In case of rider's music failing before or during a Freestyle Test and in cases where there is no backup system, the rider can, with permission of the judge at "C", leave the arena or start at a later time. There should be minimum interference with the starting times of the other riders and the affected rider should return to complete or restart his/her test during a scheduled break in the competition or at the end of the competition. The rider may decide whether to restart the test from the beginning or to commence from the point where the music failed. Judging must restart at the point of interruption. In any case, the marks already given will not be changed.
 - e. Under penalty of elimination at the discretion of the judge at "C", a rider must enter the arena within 20 seconds of the music starting. Exception: For USEF High Performance qualifying and selection trials, see DR122.5. The music must cease at the final salute.
7. Movements
 - a. In FEI Level Freestyles, the competitor must include all gaits and movements required on the FEI score sheet at the level shown. Current FEI rules apply. Failure to include required movements will result in a zero (0) score on the appropriate line.
 - b. Any movements included in tests at or below the level declared may be included in Freestyle rides but those not specified as compulsory movements on the score sheet will be scored only as they enhance or detract from the Artistic Impression.
 - c. Riders should note that it is compulsory to come into and out of the canter pirouette in canter in a straight line for the technical mark to be given. Walking into and out of the canter pirouette or pirouettes performed from lateral movements will be considered only in the artistic marks.
 - d. In FEI Level Freestyles, movements intentionally performed above the level declared shall be penalized by elimination, preferably immediately. Exceptions for FEI Para-Equestrian Freestyles performing movements above the

level are noted on the FEI Para-Equestrian tests. A rider showing more than one half-pirouette (i.e., more than 180 degrees) in one continuous movement in the Young Rider Freestyle Test or a rider showing more than one full pirouette (i.e., more than 360 degrees) in one continuous movement in the Intermediate I Freestyle Test, will receive “0” (zero) for the whole movement and the scores for choreography as well as the degree of difficulty cannot be higher than “5”. See DR124.1m.

- e. Once a movement has been included in the tests of the Freestyle level declared or those below, it can be shown at any location in the arena (for instance, pirouettes on the center line in Intermediate I) or at sharper angles (half-pass) or in greater numbers (tempi changes) to enhance the degree of difficulty.
 - f. Grand Prix Freestyle Tests. Besides all the Grand Prix level movements, double pirouettes, pirouettes in piaffe and half pass in passage are allowed. A rider showing more than a double pirouette (i.e., two pirouettes of more than 360 degrees each) in one continuous movement, will receive a “0” (zero) for the whole movement and the scores for choreography as well as the degree of difficulty cannot be higher than “5”. A rider showing other non-permitted movements in FEI Level Freestyles must be disqualified. One Piaffe has to be shown straight (minimum 10 steps). If the Piaffe is only shown as a Pirouette, a minimum of 10 steps is to be shown before or after turning. Passage shown in Half Pass is not considered as the compulsory passage. Scores and credit for transitions will only be given for the sequence “passage, piaffe, passage”. Airs above the ground and Canter “Terre a Terre” are not allowed. Flying changes must be shown in at least 5 consecutive changes every second stride and minimum nine changes at every stride.
 - g. Mistakes, such as in tempi changes, should not be penalized as exceeding the degree of difficulty of the level shown but only as they affect the technical marks.
8. When two or three judges officiate in a class, they may be located either on the short end of the arena (i.e. H/C, C/M, or H/C/M) or one may sit on the long side (i.e. C/B, E/C, H/C/B or E/C/M).
 9. Except for USEF/USDF Championship classes and for FEI Pony Riders, FEI Junior, FEI Young Rider and FEI Para-Equestrian Freestyles, in order to enter a freestyle class at any level, a horse/rider combination must have received a minimum score of 60% in the highest test of the declared freestyle level or any test of a higher level at a Federation Licensed or FEI recognized Dressage Competition or “open” Dressage class (i.e. open to all breeds) at a Federation Licensed Competition held prior to the competition where the horse/rider combination is entered to ride a freestyle class. A photocopy of the test verifying eligibility must be submitted with the entry for a freestyle class.
 10. If Grand Prix Freestyle class is offered at a competition, at least one Grand Prix class must be offered and scheduled prior to the Freestyle (DR126.1.b.6). Additional competition management requirements for freestyle classes are listed in DR126.1.b.6, DR126.1.f.13a, DR126.1.g.4 and DR126.1.j.2-3.
 11. All judges of a freestyle test at any level must judge both artistic and technical parts of the test.

DR130 Quadrille and Pas de Deux

Refer to USDF Quadrille and Pas de Deux and Guidelines for specific information regarding attire, saddlery, equipment and judging specifications for compulsory quadrille tests, freestyle quadrilles, special costume freestyle quadrilles and Pas de Deux. Current USDF rules must be followed. If horses in Quadrille and Pas de Deux classes are not the same level, the lower level horse determines which Quadrille or Pas de Deux level the team may enter. The lower level horse must enter no more than two consecutive levels in accordance with DR119.2, including their Quadrille or Pas de Deux level. The upper level horse is exempt from the “two consecutive level” requirement and may compete at any dressage level for which they are otherwise eligible during the same competition. For example, a Prix St. Georges horse and a horse competing at Second and Third Levels may enter a Pas de Deux class no lower than Second Level.

DR131 Dressage Derby

This is a contest in which the riders may expect to change horses. It is conducted in two parts: 1) all riders ride a special test (usually short five minutes); 2) the four highest-scoring riders bring their horses to a special area and prepare to ride the test on each of the other three horses. An order-of-go is established and posted. The rider may not mount the horse he is assigned before entering a practice area (either in front of the judge or in an adjacent supervised area). Each rider will be given the same amount of time to familiarize himself with his mount before beginning the special test. Scores will be posted for each rider on each horse including his own. The winning rider will be the rider with the highest total score (four rides). There may also be an award to the winning horse, the one with the highest total for the four rides in which it appeared.

DR132 Suitable to Become a Dressage Horse

Open to horses that have not competed in any test above the First Level that are under seven years of age. To be shown at a walk, trot and canter both ways of the ring. To be judged on the horse's potential to become a Dressage mount. Horses are placed and no actual scores are awarded.

DR133 Dressage Seat Equitation

1. Dressage Seat Equitation classes. May be offered for Juniors, Young Riders, Adult Amateurs and/or Open riders according to the following specifications:

- a. Medium walk, working trot and canter both ways of the ring must be performed. Equitation classes may also be offered that are limited to medium walk and working trot. However, Dressage Seat Equitation classes cannot be held as Opportunity classes. The rider's position, seat and specifically the correct use and effect of the aids required by the Training and First Level Dressage tests are to be judged as outlined in DR117.1.
- b. The movements shall be performed by the exhibitors simultaneously; however, the judge may ask for independent tests as listed below in DR133.2.i(4)-2.i(5).
- c. No change of horses shall be required.
- d. Whips and spurs are allowed. Horses shall be shown in plain snaffle.
- e. The size of a group shall be limited to no more than 25 riders. Groups may be divided into smaller sections, at the discretion of the judges, for safety and convenience. Judges may limit the number of horses required to canter at the same time, at their discretion.
- f. Only the rider is judged, however, lameness of horses will be penalized per DR122.6.
- g. Prizes are awarded to the rider, not the horse owner.
- h. Back numbers must be provided to Equitation riders and they must be positioned to be clearly visible at all times.
- i. Judges are required to give a final percentage score to all riders competing in the class.
- j. USEF Dressage Seat Equitation scoresheets must be used.
- k. Stallions may not be ridden in Dressage Seat Equitation classes.
- l. Classes should be held in an enclosed ring that is larger than a standard dressage arena, if available. If such a space is not available, an open schooling area is permitted. If classes must be held in a dressage arena, it must be at least 20m x 60m, and no more than 6 horses shall be asked to canter at the same time.
- m. Judges are encouraged to provide verbal comments to riders after the class, but scoresheets must not be posted.

2. Dressage Seat Medal Program

- a. The purpose of the program is to promote and reward correct seat, position and use of aids in dressage for Junior riders.
- b. Dressage Seat Medal Semi-Final Classes will be offered for Juniors in each of the nine USEF/USDF Regional Championships. One Semi-Finals class will be offered for Juniors ages thirteen and under and a second

Semi-Finals class will be offered for Juniors ages fourteen through eighteen. A Regional Champion and Regional Reserve Champion will be named from each Semi-Finals class in each USDF region.

- c. The top two riders in each Semi-Finals class will qualify to advance to the annual Federation Dressage Seat Medal Finals, which will be held in conjunction with the Federation Junior Dressage Team Championship or other designated competition. In case one of the top two riders in either Semi-Finals class does not compete in the Finals, the third placed rider in the respective class will be allowed to compete. Two finals classes will be held; one for Juniors age thirteen and under, and the other for Juniors age fourteen through eighteen. A National Champion and National Reserve Champion will be named from each Finals class.
- d. Juniors who are named Regional Champions and Reserve Champions at age 13 or 18 will be eligible for the next year's final in the respective age group in which they qualified.
- e. Federation Dressage Seat Medal Semi-Finals and Finals classes must be held on a weekend.
- f. Qualification.
 1. Prior to 2012, Semi-Finals riders must have qualified to compete in the Semi-Finals according to the criteria approved by the Federation Board of Directors. Effective August 1, 2011 for 2012 Semi-Finals and thereafter, riders must qualify for the Semi-Finals according to criteria established by USDF and approved by the Federation Board of Directors. The criteria listed below in 2.f.(2)-2.f.(4) apply under both qualifying methods.
 2. Rider: Must meet the current Federation definition of Junior, for purposes of competition in the Dressage Division, i.e., a rider is eligible until the end of the calendar year in which he/she reaches the age of 18. (DR119.3) will be eligible to compete in a Dressage Seat Medal Semi-Final class in the appropriate age group. A rider is eligible for the 13 and under Semi-Final class until the end of the calendar year in which he/she reaches the age of 13. A rider is eligible for the 14 through 18 Semi-Final class from the beginning of the calendar year in which he/she reaches 14 until the end of the calendar year in which he/she reaches the age of 18. **Riders in Finals and Semi-Finals classes must be a USDF Participating Member and USEF competing member.**
 3. Horse: There are no special qualification, ownership, or registration requirements for horses or ponies that compete in Dressage Seat Medal Semi-Finals or Finals classes, other than the standard USEF and USDF requirements to enter a competition. An eligible rider may compete on any horse or pony of any level in Semi-Finals and Finals. Horses competing in Semi-Finals and Finals classes must have either a USEF HID or be USEF Recorded **and must have a USDF HID or USDF Lifetime Horse Registration.** The same horse or pony is not required for the Semi-Finals and the Finals. Substitution of horse or pony is permitted at any time before the start of a Semi-Finals or Finals class, as long as the appropriate change is made through the competition secretary to the entry records. **BOD 1/16/16 Effective 4/1/16**
 4. Horses and ponies may be ridden by only one rider in each division, but may compete in both divisions.

g. Championship Rules.

1. A rider may compete in only one Semi-Finals class at one Regional Championships competition.
2. Borrowed horses are permitted in both Semi-Finals and Finals classes.
3. Two Federation Registered (R) or Senior (S) judges, one of whom must have USEF Dressage Equitation certification, will officiate together in each Semi-Finals class, using the same scribes and the same class score sheet. Three Federation Registered (R) or Senior (S) judges will officiate together, as above, in each Finals class. Judges should evaluate riders separately from different positions in the ring and then all judges must consult together prior to arriving at final scores. Finals class judges must be approved by the Federation Dressage Committee.
4. USEF Dressage Seat Medal class score sheets must be used. The final score for each rider must be posted at the conclusion of the class.
5. Tied scores in a Dressage Seat Medal Semi-Final and Final class will be broken by requiring riders to perform

DR - DRESSAGE DIVISION

an additional independent test, which will be scored by all judges together. The higher score on the additional independent test will receive the higher placing.

6. Dressage Division rules will apply, in particular:
 - a. Saddlery, Equipment and Dress as required for First Level, except as specified in .h below.
 - b. Unauthorized Assistance as defined in DR122.10 is prohibited.
 - c. Use of voice will be penalized.
 - d. Horses may be eliminated for lameness, as defined in DR122.6.
 - e. Elimination, as defined in DR124.1, except for .e, .h and .m.
- h. Saddlery, Equipment and Dress.
 1. Horses of all levels (both age divisions) must be ridden in a plain snaffle as pictured in DR121 Figure 1A. Whips and spurs are permitted in both Semi-Finals and Finals classes, as well as other equitation championship classes, and all riders must wear a short jacket as described in DR120. Protective headgear, as described in GR801, is required for participation in both Semi-Finals and Finals classes, however, the Federation, Show Committee and Licensed Officials are not responsible for inspecting headgear worn for such compliance. All other dress, saddlery and equipment rules for First Level horses and riders in competition and warm-up must conform to DR120 and DR121, except that horses also showing in dressage classes at Third Level and above may warm up for those classes in a simple double bridle.
- i. Class Specifications.
 1. The rider's position, seat and use and effect of the aids will be judged as described in DR117.
 2. Movements shall be performed by the exhibitors simultaneously; however, the judges may ask for independent execution of certain tests. All instructions must be publicly announced.
 3. Riders must be judged at the medium walk, working trot (sitting and rising), and working canter in both directions. When rising trot is permitted or requested, the rider should change the diagonal when changing directions, except during a lengthening. The correct diagonal is considered to be when the rider is sitting when the outside front foot and inside hind foot are on the ground.
 4. In judging the position, seat and use of aids, judges may include the following movements and exercises as required at Training and First Level:

May be ridden as a group:

 - a. Free walk
 - b. Transitions from one gait to the next in both directions
 - c. Transitions from walk to halt and vice versa
 - d. Change of direction across the diagonal, down the centerline, across the arena, and/or by making a half-circle at the walk or trot
 5. Additional tests from which judges may choose movements and exercises, as required at Training and First Level, to be ridden in small groups or independently:
 - a. Transitions
 - b. Leg yield
 - c. Changes of lead through trot
 - d. Serpentine at the trot
 - e. Shallow loop serpentine with counter canter
 - f. Trot lengthening and/or canter lengthening
 - g. Riding without stirrups
 6. In Semi-Finals classes, it is not required that all riders in a class perform independent tests. The judges may, at their discretion, choose to require independent tests, and they may select any number of riders in the class to perform one or more independent tests. However, independent tests must be required of each rider in

Federation DSM Finals classes.

7. No change of horses shall be required in Semi-Finals or Finals competition.
 8. The number of horses required to work at the same time shall be limited to no more than 25. Groups may be divided into smaller sections, at the discretion of the judges, for safety and convenience. Judges may also limit the number of horses required to canter at the same time, at their discretion.
- j. Competition Ring.
1. Dressage Seat Medal Semi-Finals and Finals classes may be held in an enclosed ring that is larger than a standard dressage arena, if available. If such a space is not available, an open schooling area is permitted. If classes must be held in a dressage arena, it must be at least 20m x 60m, and no more than 6 horses shall be asked to canter at the same time.

DR134 Materiale Class

1. Dressage Competitions may offer Materiale classes in the following categories: Three-year old Fillies, Three-year old Colts and Geldings, Four and Five-year old Mares, and Four and Five-year old Stallions and Geldings. Classes for fillies and mares may not be combined with classes for colts, geldings or stallions.
2. Horses will be evaluated according to the criteria listed on the "USDF Materiale Class Scoresheet," and classes must be conducted according to the USDF "Procedures to Host USDF Materiale Classes".
3. When Materiale classes are held at a Dressage Competition that offers only Dressage classes, or both Dressage and Dressage Sport Horse Breeding classes, they may be judged by any classification of Dressage judge.

DR135 Pony Measurement

1. Any animals not over 148 centimeters without shoes, or 149 centimeters with shoes are classified as ponies. All other animals are classified as horses.
2. A copy of the Federation Standard or Temporary Measurement **card** must be submitted with the entry for each pony possessing a measurement **card** and competing in order to be eligible to compete in Dressage classes, tests or awards limited to ponies or Dressage Sport Horse Breeding classes, tests or awards limited to ponies. If a pony, age three or over, is not in possession of a fully and correctly completed measurement **card or valid measurement form**, the Competition Management must order the pony to be measured by an eligible Dressage Technical Delegate who is certified by USEF to conduct Dressage pony measurements, and the Competition Veterinarian, pursuant to GR505 and GR508. Effective December 1, 2009, Competition Management must require measurement by a USEF-certified Dressage Technical Delegate and the Competition Veterinarian if a current, valid measurement **card or form** is not submitted prior to the competition. A current, valid **USEF Driving or Hunter/Jumper measurement card** may also be acceptable as long as it is otherwise valid according to Dressage measurement requirements. Failure to allow the pony to be measured will result in the pony being disqualified at that competition from competing in pony classes or tests or for awards limited to ponies. The measurement must be reported to Competition Management, which must then disqualify the pony from the competition if it is over height if it competed in pony classes or tests, or for awards limited to ponies. **All measurement forms must be submitted to the Federation once the measurement process has started, regardless of the recorded height of the animal and regardless of the measurement conditions.**
3. A Federation Approved Measuring Stick with a metric scale must be used. All Level 3-5 Dressage Competitions must have a Federation Approved Measuring Stick on the grounds throughout the competition.
4. Measurements must take place at a Licensed Competition in which the animal is entered to compete.
5. At **all** competitions (**including Levels 1-5**) where **pony tests, classes or awards are offered and** the official veterinarian is on call **or on the grounds**, the prize list must include the time period when the **official competition** veterinarian will be available to conduct measurements. Alternatively, when the competition veterinarian is on call and an

DR - DRESSAGE DIVISION

alternative measurement time is necessary, management must receive a written request for measurement from the owner or agent at least five days prior to the start of competition. When the veterinarian is required to be on the grounds, the measurement request must be received prior to the start of competition. Management must schedule the competition veterinarian to conduct the measurement and may charge a fee for the measurement session which must be stated in the prize list. Management is permitted to charge a maximum fee of \$100 when measurements are conducted during a time when the competition veterinarian is on call and a maximum fee of \$25 when the competition veterinarian is on the grounds.

6. Measurements or re-measurements conducted for the purpose of competing in Dressage classes, tests or awards or Dressage Sport Horse Breeding classes, tests or awards must be recorded on the Federation "Combined Driving and Dressage Pony Measurement Form," according to GR505, GR506, and GR508, and the requirements on the form. Measurements must be taken and recorded in centimeters. A completed copy of the measurement form will be given to the owner or trainer at the time of measurement, except for "competition only" measurements.
7. The measurement specifications will be recorded by the Federation on a Certificate of Measurement. A copy of this Certificate will be sent to the owner of record.
8. Measurement may be required yearly from age three until the pony has reached the age of eight years. Animals three through seven years old will be issued an annual Temporary Certificate of Measurement. Animals eight years and older will be issued Standard Certificates of Measurement which will not need to be renewed. The provisions of GR502.7 will apply.
9. If a pony is in possession of a fully and correctly completed Measurement Certificate and the height is questioned by a competition official, the Technical Delegate must request, through the Federation, that the pony be remeasured by a licensed Dressage Technical Delegate and a Veterinarian who are approved by the Federation, pursuant to GR505, GR506, and GR508. Remeasurement must be made within 30 days of the request. The owner of a pony with a Standard and valid Measurement Certificate may also request re-measurement, through the Federation, under the provisions of this rule.
10. Animals submitted for measurement or remeasurement must show no evidence of lameness, and must be jogged for soundness prior to the measurement. Animals showing evidence of lameness are not eligible for measurement or re-measurement.
11. Prior to presenting the pony for measurement, it is the responsibility of the owner, and in his/her interest, to ensure that the pony is handled properly, accustomed to the application of a measuring stick, and correctly prepared for measurement.
12. The animal may be presented for measurement with or without shoes regardless of how it is shown and it must be presented in a halter.
13. Refer to Chapter GR5, Subchapter 5-B for membership and measurement form requirements. Measurement appeals must be conducted in accordance with GR514 and GR515.
14. Measurements are conducted solely for the purposes of Federation licensed competitions. The Federation, its licensed competitions and its licensed officials shall have no liability whatsoever for measurement errors, except as specified in GR1031.
15. All Level 3-5 Dressage Competitions and all licensed competitions holding Dressage classes, tests or awards limited to ponies or Dressage Sport Horse Breeding classes, tests or awards limited to ponies are responsible for providing a Federation Approved Measurement Stick, with a metric scale, and a suitable surface for measurements. A suitable surface is defined as a flat, level, hard surface, preferably a concrete slab or paved area. A sheet of plywood is not suitable. In addition, these competitions must contract a Dressage Technical Delegate to officiate the competition who is certified by USEF to conduct Dressage pony measurements.
16. Only a USEF-certified Dressage Technical Delegate officiating at the competition and the Competition Veterinarian

are eligible to conduct Dressage/DSHB pony measurements.

17. In order to be granted a license and/or maintain his/her license all Dressage Technical Delegate must have attended a Federation Dressage/DSHB Pony Measurement Certification clinic where certification testing to measure ponies for dressage or DSHB is conducted and passed the certification examination. Effective January 1, 2015, all Dressage Technical Delegates must attend a Federation Dressage/DSHB Pony Measurement Certification clinic at least once every four years in order to maintain his/her license. Refer to GR1050 for additional measurement certification requirements.
18. For informational purposes only: 148 cm is approximately 14 hands 2 1/4 inches and 149 cm is approximately 14 hands 2 3/5 inches.

DR136. Exhibition (Class or Demonstration)

1. An Exhibition may be held as either a recognized but unrated class or as a demonstration, under the following conditions:
 - a. Only exhibition classes held for the purpose of entertainment are permitted at Dressage competitions and are limited to costume classes (costume freestyle, quadrille, pas de deux, etc.), group or team competitions, and leadline classes.
 - b. Exhibition classes cannot be limited to any breed or registry of horse and cannot be held under the rules of any other USEF division or affiliate organization (exception: USDF).
 - c. Exhibition classes must be advertised in the prize list and may be judged and ranked. Exhibition classes that are judged or ranked must follow DR123. If an exhibition class is to be ranked for the purposes of ribbons or prize money, it must be judged.
 - d. If an exhibition class has multiple components, the dressage portion must be judged by a Dressage judge licensed by the Federation.
 - e. Results may not be counted for high score awards, championships or for Federation or Federation affiliate awards.
 - f. Exhibition class results must be clearly separated from competition results and noted as being from an exhibition class.
 - g. Entries in costume freestyle classes must be eligible according to Dressage Division rules, including DR128.
 - h. No more than two exhibition classes may be held per licensed competition day.
2. Exhibition demonstrations may also be held using horses individually, in groups or in entertainment acts. Such exhibition demonstrations cannot be held as a class.
3. Horses used in exhibition classes, demonstrations and retirement ceremonies are subject to the provisions of GR839, but are exempt from the dress and saddlery rules of the competition, except that protective headgear is required for all mounted participants in exhibition classes. Demonstrations that are educational or for entertainment purposes (e.g. vaulting, historical reenactments, trick riding) are exempted from the protective headgear rules except for those competitors riding horses who are entered in the competition.

DR137 Maiden, Novice, and Limit Classes.

1. Maiden, Novice and Limit classes or divisions are open to horse/rider combinations which have not attained one/three/six scores of 60% or higher, respectively, in Dressage classes at Federation or Equine Canada licensed competitions in the particular level in which they are shown.
2. The status of Maiden, Novice or Limit entries is as of the closing date of entries for any particular Licensed Competition.
3. Scores attained at a lower dressage level do not count in the reckoning of Maiden, Novice, or Limit status at a higher level, however, the same horse/rider combination cannot compete in Maiden, Novice or Limit classes or

divisions if they have previously competed at a higher dressage level in a Federation or Equine Canada licensed competition.

SUBCHAPTER DR-2 DRESSAGE SPORT HORSE BREEDING

DR201 Purpose

To encourage the breeding of horses suitable for dressage and to provide an opportunity to demonstrate the effectiveness of breeding programs.

DR202 General Regulations

1. Dressage Sport Horse Breeding classes held at a Dressage Competition must be conducted in compliance with DR126.1.
2. A competition with a Federation Licensed Dressage Sport Horse Breeding division must have a Federation licensed Dressage Sport Horse breeding judge and a Federation licensed dressage technical delegate. Guest Cards to judge DSHB classes are granted only to currently licensed foreign FEI Dressage Judges and foreign breeding experts. (See GR1011.)
3. A breeding division for dressage may be held separately or in conjunction with any Licensed Competition. Dressage Sport Breeding (DSHB) classes can be held with any level of Dressage Competition. Competitions offering only DSHB classes can choose Level 1 or Level 2 criteria.
4. Classes shall be open to any horse and/or pony without regard to size, breed or origin. Classes for ponies or specific breeds may also be included and must be clearly specified in the prize list.
5. Horses' quality shall be evaluated as to potential for dressage/sport horses or breeding stock.
6. Current USDF Dressage Sport Horse Breeding Scoresheets are required for the classes listed in DR204, including Individual Breed Classes and classes for Amateur and Jr/YR Handlers, except that scoresheets are not required for "Suitable to Become a Dressage Horse" classes.
7. The competition manager or secretary may not serve as judge or compete as rider, handler or assistant handler in his/her own competition. However, he or she may show Hors de Concours if he or she designates an assistant in charge while he or she is showing. This does not absolve the manager's or secretary's duties and responsibilities. The competition manager or secretary may own horses that compete in his/her own competition. The competition manager and secretary of Federation- licensed/USDF-recognized competitions must be current USDF Participating or Group members in good standing at the time competition recognition is granted and on the date of the competition.
8. When Dressage Sport Horse Breeding, Dressage or other classes or divisions are recognized by the Federation under the same competition number, duplicate Federation fees (drug, Show Pass, affidavit, etc.) may not be charged to exhibitors, regardless of whether different competition secretaries officiate in these classes or divisions. See GR407 and GR1213.6.
9. All DSHB classes must be conducted under Federation rules, and are Federation recognized classes as specified in GR305.
10. The requirements of DR126.1d and DR123.9 apply to DSHB divisions and classes.
11. Riders in any Under Saddle (including Suitability) or Materiale class are permitted to ride only one horse per class, including classes divided for judging purposes per DR209.3.
12. No handler or assistant handler under age fourteen is permitted to handle two or three year old colts, or stallions of any age.
13. No rider under the age fourteen is permitted to ride a three-year old colt, or stallion of any age, in any under saddle class including Dressage Sport Horse Prospect Under Saddle, Materiale and Suitability classes.
14. The term "horse" as used in these rules denotes either a horse or pony. (See GR126.1) *BOD 9/29/15 Effective*

12/1/15

DR203 Definitions

1. Stallion—For the purposes of this division only, an ungelded male horse, four years old or older.
2. Broodmare—A female horse, four years old or older which is in foal, or is currently nursing.
3. Yeld mare—A female horse, four years old or older, which has previously been bred but is not currently bred or nursing.
4. Maiden mare—A female horse, four years old or older, which has never been bred.
5. Filly—A female horse, three years old or younger.
6. Colt—An ungelded male horse, three years old or younger.
7. Gelding—A gelded male horse of any age. Geldings are not eligible to compete in Dressage Breeding Stock In Hand classes. Geldings four years old and older are eligible to compete only in Group, Materiale, Dressage Suitability and Individual Breed classes. Other in-hand classes for mature geldings are not permitted.
8. Young Horse—For purposes of Dressage Sport Horse Breeding only, a filly, colt or gelding three years old or under.
9. Mature Horse—A mare, stallion or gelding four years old or older.
10. Dressage Sport Horse Prospect - A category of in-hand classes that can be held for Young Horses (fillies, colts, and gelding up to three years of age).
11. Dressage Breeding Stock—A category of in-hand classes that can be held only for Mature Horses (mares and stallions four years old and older).
12. Breeder—The owner or lessee of the mare at the time of foaling.
13. Age—For competition purposes, any horse is considered to be one year old on the first day of January following the actual date of foaling. In order to compete in any under saddle or materiale class, a horse must be at least 36 months of age at the time of competition.
14. Handler—Any person who holds, walks or trots a horse while it is being judged in the competition area or ring for any In-Hand, Group or Championship class, except as noted below.
15. Assistant Handler—Any person, other than the Handler, who holds or walks a horse in the competition area or ring during a class, whether or not it is being judged. An Assistant Handler is permitted only for call-backs after In-Hand or Group classes, for Championships and for handling non-competing mares or foals which accompany another entry in the competition ring. Assistant Handlers may not show a horse at the trot (except for horses not being judged but accompanying a mare or foal that is being judged), and if not Federation members, are exempted from the Federation Show Pass fee, but are otherwise subject to all rules regarding Handlers.
16. For competition purposes, a mare's breeding status on January 1 will remain the same until December 31 of the same calendar year (i.e., a mare that is in foal or nursing will remain a broodmare for competition purposes after her foal is weaned, regardless of her actual breeding status, until December 31 of the same year. If she is not in foal on January 1 of the next calendar year, she will remain a Yeld mare, for competition purposes, throughout the next calendar year even if she is successfully re-bred during that year). Exception: During the calendar year in which an embryo-transfer recipient mare is due to foal, the embryo-transfer donor mare must compete according to her breeding status on January 1 of the prior year.

DR204 Classes

1. Dressage Sport Horse Prospect In Hand classes may be held for Young Horses: fillies, colts, and geldings in any age groups three years old and under. Dressage Breeding Stock In Hand classes may be held for Mature Horses: mares and stallions, age groups four years old and older. Any of the following classes may be included or combined at the discretion of Competition Management with the exception that in sport horse or breeding classes (in-hand), horses of one sex shall not be judged against those of the opposite sex except in specified Group classes,

DR - DRESSAGE DIVISION

Championship classes or special classes for single breeds (Individual Breed Classes), ponies or amateur or junior/young rider handlers. Colts and geldings may be shown together.

2. The following classes may be offered and may vary at the discretion of Competition Management:

- a. In-Hand Classes (Prize List must specify Sport Horse Prospect or Breeding Stock): Fillies of current calendar year with or without dam (fillies only to be judged); Colts of current calendar year with or without dam (colts only to be judged); Yearling fillies; Yearling colts; Yearling geldings; Two-year-old fillies; Two-year-old colts; Two-year-old geldings; Three-year-old fillies; Three-year-old colts; Three-year-old geldings. The following may be divided by age, except suitable to become a broodmare: Four-year-old and older maiden mares; Four-year-old and older broodmares (yeld) without foals; Four-year-old and older broodmares with foals at foot (Mare only to be judged); Suitable to become a broodmare; Four-year-old and older stallions. Group Classes (Multiple ownership is permitted in all classes and owners must be listed for each horse. Horses not required to have shown in individual In-Hand classes): Broodmare and foal (Entered under dam's name. To be judged 50% mare and 50% offspring); Dam and produce (Dam and two or three of her offspring; prize list will specify two or three. Entered under dam's name. To be judged 50% dam and 50% offspring); Produce of Dam (with or without dam, two or three offspring. Entered under dam's name. Offspring only to be judged); Sire and Get (sire and two or three of his get. Entered under sire's name. To be judged 50% stallion and 50% get); Get of sire (without sire, two or three of his get. Entered under sire's name. Get only to be judged); Breeder's Group (Group of no more than three horses of any age or sex, all bred by the exhibitor and entered under the exhibitor's name). Family Class (Three mares related in one of three ways: mother and two daughters; mother, daughter and granddaughters; three daughters mother deceased. To be judged 50% overall family quality and 50% improvement in successive breedings.)
- b. Championship Classes may be offered at the discretion of management in accordance with the judging specifications outlined in DR210.5. Details must be included in prize list.
- c. Dressage/Sport Horse Under Saddle Classes. Horses entered in the following classes are not required to have shown in any in-hand or group classes. Classes for the same sex may be combined at the discretion of the management: Three-year-old fillies; Three-year-old colts and geldings; Four-year-old and older mares; Four-year-old and older stallions and geldings; Suitable to Become a Dressage Horse may also be offered as per DR131. Horses are placed and no actual scores are awarded for Suitable to Become a Dressage Horse classes.
- d. Materiale Classes may be offered in the following categories: Three-year-old Fillies, Three-year-old Colts and Geldings, Four and Five-year old Mares, and Four- and Five-year-old Stallions and Geldings. Separate classes may be held for Four-year-olds and Five-year-olds at the discretion of Competition Management. Classes for fillies and mares may not be combined with classes for colts, geldings or stallions, except in Materiale Championships classes. Horses will be evaluated according to the criteria listed on the "USDF Materiale Class" Score-sheet, and classes must be conducted according to the USDF "Procedures to Host USDF Materiale Classes". Horses or ponies may not be required to show in any in-hand, group or under saddle class in order to compete in a Materiale Class. Individual Breed Classes (i.e., special classes for single breeds) may be offered for horses of the same breed or breed registry. Eligibility requirements for these classes must be listed in the prize list. Horses of the opposite sex may be shown together. USDF Sport Horse Prospect scoresheets must be used in all IBC classes.
- e. Classes for Amateur and/or Jr/YR Handlers may be offered. Amateur handlers must have current USEF amateur certification. Stallions are permitted in these classes unless prohibited in the prize list. Any other eligibility requirements for horses and handlers must be stated in the prize list. The USDF Amateur Handler scoresheet must be used for Jr/YR as well as Amateur Handler classes.
- f. Pony classes are limited to animals not over 148 centimeters without shoes, or 149 centimeters with shoes and otherwise in compliance with DR134. Entries in pony classes open to animals under age three must present evidence that (1) sire and/or dam (either or both) are registered with a pony breed or (2) sire and/or dam have

valid USEF Pony Measurement Cards. Measurement of animals under age three is not permitted. (See DR135)

Ponies of the opposite sex may be shown together. (See DR204.1) *BOD 9/29/15 Effective 12/1/15*

DR205 Entries

1. Entries in produce of dam and get of sire classes must be made by the owner of the dam or sire, or with written permission from the owner, in the name of that dam or sire.
2. All offspring entered in produce of dam and get of sire classes must be named on the entry form. Multiple ownership is permitted and owners must be listed.
3. Each horse entered in a group class must have an individual entry form completed and on file with the competition secretary, even if the horse is not competing in other classes. USEF fees and at least a USEF HID must be submitted for each horse in a group entry.
4. Mares may not compete under saddle or in material classes after their eighth month of pregnancy or within three months after foaling.
5. Any and all handlers (including Assistant Handlers) of horses in the competition ring are required to sign an entry blank (see GR908.2). Handlers must be Federation members or pay a Show Pass fee. Assistant Handlers need not be Federation members and are exempted from the Show Pass fee. Only handlers and assistant handlers may act as whip assistants in the competition ring.
6. All handlers, assistant handlers and whip assistants entering the competition ring must be identified by show management with a wristband or other form of identification to ensure each individual has signed an entry form and/or separate handler/assistant handler release form. Wristbands or other types of identification for handlers and assistant handlers must be of a type not transferable to another person. Competition areas must be monitored by ring stewards to ensure that only eligible handlers and assistant handlers are permitted to enter the arena. Judges must excuse horses with handlers and/or assistant handlers who are not properly identified.
7. Management is responsible for having one or more safety officers or ring stewards at the gate(s) of the competition arena(s) to monitor safe conditions for horses, handlers and spectators. Separate gates for entry and exit and separate holding areas for fillies/mares and colts/stallions are recommended. (For purposes of this rule, a "safety officer" is any individual appointed by competition management to assist in the enforcement of this rule.)

DR206 Equipment and Turn Out

1. Braiding is optional.
2. Bridles are mandatory on all horses age two or older in the competition ring, including non-competing mares accompanying a foal. Bridles are forbidden on foals and weanlings but are permitted on yearlings. A bridle shall consist of a snaffle type bit (as pictured in Chapter DR, Subchapter DR-1, Figure 1A) with two reins and headstall with throatlatch. Reins must be attached only to bits as described in DR121.6. Noseband is optional. A split or single chain with a lead may be used instead of or in addition to reins, however a lead shank is required if reins are placed over the horse's neck and the handler must hold the shank. Horses under the age of two may be shown in halters, except as noted above and chain shanks may be used.
3. Bandages of any kind are forbidden during a class.
4. The handler, assistant handler and/or a whip assistant may each carry only one whip, or one standard lungeing whip (without attachments, i.e. plastic bags, etc.). In addition, disruptive noisemaking devices are not permitted in the competition ring.
5. Conservative sports attire is recommended for handlers, assistant handlers and whip assistants. (See General Rules, GR801.1)
6. Handlers, assistant handlers and whip assistants of any age must wear protective headgear as defined by this rule and otherwise in compliance with GR801 while handling or assisting in the competition ring. Any handler or

DR - DRESSAGE DIVISION

assistant violating this rule at any time must immediately be prohibited from further participation until such headgear is properly in place. Protective headgear is defined as a riding helmet which meets or exceeds ASTM (American Society for Testing and Materials)/SEI (Safety Equipment Institute) standards for equestrian use and carries the SEI tag. The harness must be secured and properly fitted. *BOD 9/29/15 Effective 12/1/15*

7. In Under Saddle classes, Dress must conform to DR120, and for Under Saddle and In-Hand classes, Saddlery and Equipment must conform to DR121, except that all horses using a bridle are required to compete in a snaffle pictured in Chapter DR, Subchapter DR-1, Figure 1A.
8. Bit and saddlery inspections, as described in DR121.9, are not required nor are advised for DSHB classes. When close inspection of saddlery, equipment or bits is required in order to determine compliance with these rules, a steward or TD must accompany a horse to its stall to inspect such items when they are removed from the horse.
9. Except as noted above, the provisions of DR121.1-10 apply to all warm-up, training and competition areas. Whip attachments, loud snapping whips and disruptive noisemaking devices are not permitted in warmup areas.

DR207 General

1. Judge must excuse from the ring any unruly horse or one whose actions threaten to endanger handlers, officials, other exhibitors or their entries.
2. A scribe shall be provided for each judge whose sole duty shall be to record the judge's scores and comments on the horse's individual score card.
3. When possible, the announcement of awards will include the breeding of the horses pinned: sire, dam, dam's sire; as well as the name of the owner and the breeder.
4. Refer to USDF Dressage Sport Horse Breeding Guidelines for additional information relating to Dressage Sport Horse Breeding.
5. If the schedule permits, management may allow time for questions from competitors to judges at the end of the competition.
6. Each horse, including non-competing mares accompanying foals, must have a separate Handler or Assistant Handler at all times.
7. No horse that is not being judged may accompany another horse in the ring while being judged, except for a mare accompanying a foal or vice versa.
8. One number must be issued for each horse showing In Hand. A separate number must be issued to each entry (combination of horses) showing in group classes. Entries in Materiale and Under Saddle classes must be issued a separate number only if the rider did not also show the same horse in hand. See GR801.10 and GR1213.11. Horses or riders are required to display only one number and may not be penalized for displaying only one number.
9. A whip assistant may accompany horses in the competition ring.
10. Unauthorized assistance by individuals outside the competition ring is not permitted.

DR208 Competition Veterinarian

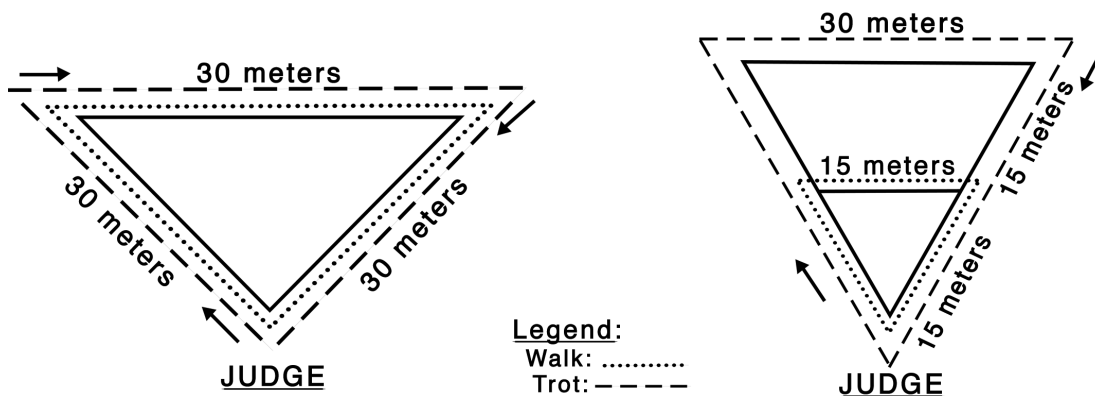
The competition veterinarian must be available to the judge, if on the premises, and the handler must give permission to the judge and/or veterinarian before either touches the horse. If the veterinarian is not immediately available, or not called upon, the judge's decision as to the serviceable soundness of a horse must be final. For further regulations governing Competition Veterinarian, refer to General Rules, GR1204.5, .6 and .7.

DR209 Conduct of Classes

1. In-Hand Classes. Horses being shown individually on the triangle.
 - a. Following a posted order, entries in each class will approach the judging area one at a time, walk to the apex of the triangle, and await the judge's request to proceed on the triangle. The handler will lead the horse on the

perimeter of the triangle at walk and trot, returning to the apex to stand the horse for conformation judging or to repeat any movement at the judge's request. Handlers are permitted to have one assistant if necessary. Repetition of all or any part of the movement on the triangle may be allowed at the judge's request only. At the completion of the judging, the handler will lead the horse away from the judging area. The next will enter the judging area promptly. The judge may elect to judge conformation either before and/or after judging the horse's movement on the triangle.

- b. The horse is to be shown in an "open position," i.e. with all four legs of the horse visible to the judge when standing on either side of the horse.
 - c. After all horses have been shown on the triangle, some or all may be recalled (depending on size, format and schedule of the competition) to be shown in groups at a walk and trot. If horses may be recalled, the prize list or program must state that this procedure will be used.
2. Horses being shown in-hand in groups.
- a. Groups will be examined one group at a time, but not necessarily on the triangle. At the discretion of the judge, they may be asked to move at the walk and trot, either in line or moving around the arena. Horses shall stand for conformation judging before and/or after completion of the horse's movement.



b. The Judging Triangle: Two basic triangle designs are acceptable for presenting horses to the judge. Competition management may choose the triangle best suited for local conditions. Triangle corners should be well defined. Footing must be firm. Decorative fencing, plants or flowers are allowed. (Horses must travel to the right. The following diagram shows suggested use of triangle). The size of either triangle may be adjusted to meet local conditions, however, the back side of the triangle must be at least 25 meters in length and the other two sides must be at least 20 meters in length.

3. Under Saddle and Materiale classes. Depending on local conditions, these classes may be divided at the judge's discretion. See DR202.10.
4. Foals or horses in other age groups may not be shown loose.

DR210 Judging Specifications

1. In Hand Classes. (Dressage Sport Horse Prospect and Dressage Breeding Stock) Horses shall be judged at the walk and trot on the triangle, and standing for conformation.
2. Dressage Under Saddle Classes. Horses shall be judged at the medium walk, working trot and working canter in both directions. Free walk may also be required by the judge(s).
3. Group Classes. Transmissible weakness or predisposition to unsoundness shall be penalized, commensurate with severity.

4. Scoring Categories. (Scoresheets for the following classes can be obtained from USDF.)

- a. Dressage Breeding Stock and Group Classes. 50% Movement, 40% Conformation, 10% General Impression. Includes masculinity (stallion) and femininity (mare), development related to age, harmony (relationship of conformation to movement), athleticism (strength and mobility) and condition. Demonstrates good character, presence and temperament.
 - b. Dressage Sport Horse Prospect Classes. 60% Movement, 30% Conformation, 10% General Impression. Includes harmony (relationship of conformation to movement), athleticism (strength and mobility), development related to age and condition. Demonstrates character, presence and temperament necessary for training.
 - c. Dressage Under Saddle Classes. 60% Movement, 30% Conformation, 10% General Impression. Includes harmony (relationship of conformation to movement), athleticism (strength and mobility), development related to age and condition. Demonstrates character, presence and temperament necessary for training. Horses may be placed with no actual scores awarded.
5. Championship classes. More than one judge may officiate. The judge(s) will re-evaluate the entries, with or without awarding scores. All horses must be re-evaluated in the same manner, and all horses must be shown at the walk and trot (and canter, in applicable classes). In championship classes that are qualifying for the USDF Breeders Championship Series Finals, if all judge(s) for these championship classes have not judged all horses in their individual in-hand classes, the judge(s) must re-evaluate conformation in that championship class. If the number of entries is sufficient, a champion, reserve champion and third place reserve must be named in qualifying classes for the USDF Breeders Championships series. In USDF Breeders Championship classes, refer to USDFBC guidelines. Horses in USDF Breeders Championship classes must be shown individually on the triangle at the walk and trot, and standing for conformation. Each horse must be evaluated in the same manner and callbacks are permitted. Apprentice judging is prohibited in USDF Breeders Championship Series Finals classes.
6. Conformation is to be evaluated in terms of potential trainability, potential performance and predisposition to unsoundness. Function, not fashion, is to be emphasized. Weakness or conformation faults with a predisposition to unsoundness or to difficulties in training shall be penalized. Blemishes are not to count unless resulting from conformation faults.
7. Gaits are to be evaluated in terms of purity, quality and correctness. Purity and correctness are more important than brilliance at this level. Correct gaits contributing to ease of training and the horse remaining sound and usable are more important than gaits which are merely superficially flashy. Purity and quality are judged mainly in profile. Correctness is judged mainly while the horse is coming to and going away from the judges' position. Refer to DR101-DR105 for information on the criteria and quality of gaits.
8. Unsoundness. A horse shall be disqualified for unsoundness (at the judge's discretion in Dressage Breeding and Group classes).
- a. In Dressage Sport Horse Prospect In Hand and Under Saddle classes, unsoundness is defined as showing evidence of lameness.
 - b. In Dressage Breeding Stock In Hand and Group classes, unsoundness is defined as showing evidence of lameness or broken wind.
 - c. Refer to DR119.1 regarding loss of sight.

DR211 Judging Procedures

1. Judge must use individual score cards for In-Hand, Group, Individual Breed and Amateur/Jr/YR Handler classes. Class sheets must be used for Materiale and Championship classes. In the case of a large under saddle class, judges have the option of placing horses in order of ranking in line up or using individual or class score sheets.
2. When two or more judges are officiating, they may agree to use the same score sheets or class cards and agree on each score before informing the scribe, or they may judge independently. Class cards, rather than individual score

sheets, are permitted for Under Saddle and Materiale classes only. At least two judges judging independently, using individual score sheets, are required for USDF Breeders Championship classes.

3. Decimals may be used in scoring.
4. Tied scores shall be broken first by referring to the totals of the movement scores. If still tied, the tie may be broken at the judge's discretion, by the use of decimals, or the horses may be examined again (movement only). If a class is judged by more than one judge, the judges may consult and arrive at one agreed upon placement.
5. Scores must be reported as a total based on the above percentages against a possible total of 100%, and all scores (if given) and placings must be published. Unofficial scores may be published during the class and/or final scores may be published at the end of each class. Except as noted above, all scoring and classification procedures of DR123 shall apply.

CHAPTER DC DRIVING - COMBINED DRIVING DIVISION

PREAMBLE

SUBCHAPTER DC-1 GENERAL

DC900 International Rules

SUBCHAPTER DC-2 STRUCTURE OF COMPETITIONS

DC901 Categories and Levels

SUBCHAPTER DC-3 CLASSIFICATION

DC902 Competitions

DC903 Events

DC904 Equality of Scores

DC905 Team Classification for Championships and CAIOs

DC906 Team Classification for Pony Championships

DC907 Team Classification for Youth Championships

DC908 Names of Horses

DC909 Protests and Appeals

DC910 Official Results

DC911 Principles

SUBCHAPTER DC-4 ELIGIBILITY

DC912 Minimum Age - Athletes and Grooms

DC913 Minimum Eligibility Requirements/Qualification Criteria

DC914 Championships/Eligibility Procedure for Championships

DC915 Hors Concours

DC916 Entries

DC917 Schedule of the Event

DC918 Entries CAIs

DC919 Entries Championships and CAIOs

DC920 Entries - World and European Four-In-Hand Championship for Horses

DC921 Entries World Pair Championship for Horses

DC922 Entries World Singles Championship for Horses

DC923 Entries World Pony Driving Championships

DC924 Entries Youth Driving Championships

DC925 Entries World Driving Singles Championship for Para-Equestrian

DC926 Expenses and Privileges

DC927 Additional Individual Entries

SUBCHAPTER DC-5 ATHLETES

DC928 Dress, Safety and Whips

SUBCHAPTER DC-6 HORSES

DC929 Age of Horses
 DC930 Height
 DC931 Number of Horses
 DC932 Special Conditions
 DC933 Welfare of the Horse
 DC934 Stable Security
 DC935 Examinations and Inspections of Horses

SUBCHAPTER DC-7 CARRIAGES AND HARNESS

DC936 Permitted Carriages
 DC937 Weights and Dimensions
 DC938 Equipment
 DC939 Tyres
 DC940 Harness, Carriage and Horses
 DC941 Advertising on Carriages, Harness and Clothing
 DC942 Safety

SUBCHAPTER DC-8 CONDITIONS FOR PARTICIPATION

DC943 Participation
 DC944 Identification Number
 DC945 Outside Assistance

SUBCHAPTER DC-9 SUBSTITUTIONS

DC946 Substitutions

SUBCHAPTER DC-10 DECLARATION OF STARTERS - ORDER OF STARTING

DC947 Declaration of Starters
 DC948 Starting Order

SUBCHAPTER DC-11 DRIVEN DRESSAGE

DC949 General
 DC950 The Arena
 DC951 Driven Dressage Tests
 DC952 Conditions
 DC953 Judging
 DC954 Movements and their Descriptions
 DC955 General Impression
 DC956 Scoring
 DC957 Summary of Driven Dressage Penalties
 DC958 Classification

SUBCHAPTER DC-12 MARATHON

DC959 General
 DC960 The Course
 DC961 Obstacles in Section B

DC - DRIVING COMBINED DIVISION
DC962 Inspection of the Course
DC963 Times
DC964 Penalties on the Marathon Course
DC965 Obstacle Penalties
DC966 Judges
DC967 Officials
DC968 Classification
DC969 Summary of Penalties in Marathon

SUBCHAPTER DC-13 CONES

DC970 General
DC971 Competitions
DC972 The Course
DC973 Obstacles
DC974 Cones Competition Summary
DC975 Judging Cones Competition
DC976 Fault Competition
DC977 Drive-Off
DC978 Time Competition
DC979 Competition in Two Phases
DC980 Competition with a Winning Round
DC981 Summary of Penalties in Cones
DC982 Expenses
DC983 Transportation During the Event
DC984 Conflict of Interest
DC985 Star Rating of the FEI Driving Officials
DC986 Judges
DC987 Composition of the Ground Jury
DC988 Technical Delegate
DC989 Course Designers
DC990 Chief Steward
DC991 Appeal Committee
DC992 Veterinary Delegate and Veterinary Commission
DC993 Veterinary Services Manager/Treating Veterinarian
DC994 Para-Equestrian Driving Classifiers
DC995 Rotation of Officials

ANNEX 1 Diagram of the Driven Dressage Arena for Test 8a and 11

ANNEX 2 Diagram of the Driven Dressage Arena

ANNEX 3 Diagram of the Small Driven Dressage Arena

ANNEX 4 Cones: Closed Multiple Obstacles

ANNEX 5 Cones: Open Multiple Obstacles

ANNEX 6 Cones Obstacles: The Bridge

ANNEX 7 Cones Obstacles: Alternative/Option Cones

ANNEX 8 Addendum for Para-Equestrian Driving

ANNEX 9 Definitions

DC Appendix A Measurement of Combined Driving Ponies

ANNEX 10 Cone Specifications

Glossary

SUBCHAPTER DC-1 GENERAL

DC900 International Rules

These Rules are intended to standardise international Combined Driving Events, as far as possible, but the conditions at such Events must be fair and similar for all Athletes. A Driving Event commences one hour before the First Horse Inspection and concludes one half hour after the announcement of the final results.

The provisions of this Rule also apply to USEF-licensed National Events (CAN).

SUBCHAPTER DC-2 STRUCTURE OF COMPETITIONS

DC901 Categories and Levels

1. Classes:

All, or any, of the following classes may be held at the same Event, but each must be classified separately:

Horse: Single (H1), Pair (H2) and Four-in-Hand (H4)

Pony: Single (P1), Pair (P2) and Four-in-Hand (P4)

2. Categories:

Senior CAI1*, CAI2*, CAI3*, CAIO4*

Young Drivers CAIY1*, CAIY2*

Juniors CAIJ1*, CAIJ2*

Children: CAICh1*, CAICh2*

Para-Equestrian Driving: CPEAI1*, CPEAI2*

USEF-licensed National Events: CAN (CAN-0, CAN1*, CAN2*) *BOD 1/16/16 Effective 4/1/16*

3. Levels of difficulty :

The levels of difficulty are defined by a progressive star rating system ranging from the lowest level (1*) to the highest level (4*). Senior Athletes must successfully complete FEI Competitions to progress through the Star system, as outlined in DC 913.2

3.1 For USEF-licensed National Events (CAN): To ensure uniformity, Organizing Committees must send to the USEF or submit to the American Driving Society Omnibus a draft prize list for their Event, setting out the general conditions of each Competition and any particular conditions not provided for in these rules, which they wish to present. Prize lists must be approved by the Technical Delegate prior to publication and/or an event permit being issued by the USEF.

4. CAI1*: Can be run over 1 or 2 days (CAN-1* for USEF-licensed national events)

The following Competitions formats can be organized:

At USEF-licensed National Events (CAN), the following formats apply.

Format 1		Format 2		Format 3		Format 4
Day 1: Dressage	Or	Day 1: Dressage or Cones	Or	Day 1: Dressage & Cones	Or	Day 1: Combined Marathon
Day2: Cones		Day 2: Combined Marathon or Cones				

* Can be held indoor

Prize money: optional

Open to 1*, 2* and 3* Athletes. 3* Athletes may only compete Horses/Ponies with no placings in the previous two years.

5. CAI2*: Can be run over 2 or 3 days

The following Competitions formats can be organized:

At USEF-licensed National Events (CAN), the following formats apply

Format 1	Format 2	Format 3
Day 1: Dressage	Day 1 Dressage	Day 1: Dressage & Cones
Day 2 Marathon	Day 2: Cones	Day 2 Marathon
Day 3: Cones	Day 3: Marathon	

Prize money: optional

Open to 2* and 3* Athletes

6. CAI3* and CAIO4*: Have to be run over 3 days

The following Competitions formats can be organized:

Format 1	Format 2
Day 1: Dressage	Day 1: Dressage
Day 2: Marathon	Day 2: Cones
Day 3: Cones	Day 3: Marathon

Open to 3* Athletes

7. Championships

The various individual and team Championships are as follows (see Appendix D, GRs):

FEI World Driving Championship for Four-in-Hand Horses / CH-M-A4

FEI World Driving Championship for Pair Horses / CH-M-A2

FEI World Driving Championship for Single Horses / CH-M-A1

FEI World Driving Championships for Ponies / CH-M-A-P1,2,4

FEI Continental Driving Championships for Four-in-Hand Horses /CH-EU-A4

FEI Continental Driving Championships for Youth /CH-EU-AP Youth

FEI World Para-Driving Championships for Singles / CH-M-PEA1

FEI World Driving Championships for Young Horses/CH-M-A1 YH (See Appendix DC-B) BOD 1/16/16 Effective 4/1/16

At Championships, the following competitions' format has to be organized:

Day 1: Dressage
Day 2: Marathon
Day 3: Cones

Prize money : required (except for Youth and Young Horses Championships where prize-money is optional)

At USEF-licensed National CAN-3* Events prize money is not required.

8. Organisation

In even years, the FEI will invite NFs to organise the CH-M-A4, the CH-M-A1 and the CH-EU-A Youth.

In odd years, the FEI will invite NFs to organise the CH-M-A P1,2,4 and the CH-M-A2. No Continental Championship may be run in the same year as a World Championship in the same class. Every year, a CH-M-PEA1 may be organized. See FEI General Regulations (herein after "GRs"), Appendix D.

9. Additional Events

Organising Committees may arrange a CAIs for other classes during Championships and CAIOs. These additional Events must also comply with these Rules.

10. Overview of Categories and competitions

DC - DRIVING COMBINED DIVISION

Category	National Teams	Dressage	Marathon	Cones	Combined Marathon
Championships	yes	yes	yes	yes	no
CAIO 4*	yes	yes	yes	yes	no
CAI 3*	no	yes	yes	yes	no
CAI 2*	no	yes	yes	yes	no
CAI 1*	no	yes	no	yes	yes
CAN-O	no	yes	yes	yes	no
CAI 1* Indoor	no	no	no	no	yes
CAN	no	Yes	Yes	Yes	Yes

At USEF-licensed National Events (CAN):

- 10.1 Driven Dressage and Cones only competitions: may be arranged by the organizing committee; these rules shall apply.
- 10.2 Free Style Dressage Test: may be arranged by the organizing committee, provided it is not scored as part of a Combined Driving Event. See DC 951.2.
- 10.3 USEF National Championships must consist of all three Competitions.

SUBCHAPTER DC-3 CLASSIFICATION

DC902 Competitions

1. At the conclusion of each Competition, the Athletes will be classified according to the penalties received in that Competition.
2. In each Competition, the winner is the Athlete with the least number of penalties.
3. Scores will be calculated to two decimal places.

DC903 Events

1. The Final Classification for individuals is determined by adding together the penalties received in each Competition. The Athlete with the lowest number of penalties is the winner of the Event.
2. Athletes who are Eliminated or Disqualified or who Retire or Withdraw in any one of the Competitions cannot be included in the Final Classification. They will only be listed on the result sheet as: Eliminated (E), Disqualified (D), Retired (R), or Withdrawn (W).

DC904 Equality of Scores.

If there is an equality of scores on completion of the three Competitions, the Athlete with the least number of penalties in Marathon will be classified above the others. If there is still an equality of points, the scores in Dressage will be the deciding factor.

DC905 Team Classification for Championships and CAIOs

This is determined by adding together the scores of the two Athletes in each National team with the lowest penalties in each Competition. Only the scores of those Team Members who have completed all three Competitions can be counted towards the final team scores.

DC906 Team Classification for Pony Championships

The Team classification will be determined by adding the final scores from the two Athletes in the Single Pony class and the Pair Pony class with the lowest penalties in each Competition and one Athlete in the Four-in-Hand class with the lowest penalties in each competition of the best team for Single, Pair and Four-in-Hands. Only those scores of the team

Members who have completed all three Competitions without Elimination can be counted towards the final Team scores.

DC907 Team Classification for Youth Championships

The team classification will be determined by adding together the final combined scores of the best team for one Junior and one Young Driver. Only those scores of the team Members who have completed all three Competitions without Elimination can be counted towards the final team scores.

DC908 Names of Horses

The names of the Horses must appear on all score sheets, including the name of the Reserve Horse.

DC909 Protests and Appeals

Protests: See FEI GRs.

Appeals: See FEI GRs.

For USEF-licensed National Events (CAN), see USEF GR603.

DC910 Official Results

Results are “official” as soon as they have been confirmed and signed by the President of the Ground Jury. See FEI GRs.

DC911 Principles

1. Penalties

The Rules concerning the Event and each Competition must be strictly enforced by the Ground Jury. Athletes who fail to comply with these Rules may incur Disqualification or Elimination, unless some other penalty is prescribed in the relevant Article.

2. Yellow Warning Card

Where there is abuse of Horses in any form or incorrect behavior towards Event Officials or any other party connected with the Event, the President of the Ground Jury, the President of the Appeal Committee and the FEI Chief Steward, as an alternative to instituting the procedures foreseen in the legal system, may deliver to the Person Responsible a Yellow Warning Card.

3. Disqualified (D)

Athletes and Horses may be Disqualified for contravening certain of these Rules at any time during an Event. An Athlete or Horse who has been Disqualified is prohibited from taking any further part in the Event or winning any prize. Disciplinary action may be taken subsequently by the NF of the offender or by the FEI if the incident is reported to the FEI by the Foreign Judge or Appeal Committee, or if a Yellow warning Card has been issued.

4. Eliminated (E)

Athletes will be Eliminated from a Competition as a penalty for contravening certain Rules during the Competitions. Athletes who are Eliminated may compete in subsequent competition(s) in the Event.

5. Retired (R)

Athletes, who, for any reason, do not wish to continue, may decide to Retire during any of the Competitions. If an Athlete Retires in a Competition he is allowed to compete in the subsequent Competitions in the event.

6. Withdrawn (W)

Athletes are deemed to have Withdrawn if, for any reason, they fail to start in any of the Competitions. Once Withdrawn, Athletes may not take any further part in the Event with the turnout in question.

7. Lamé or Unfit Horses

If a Horse is deemed to be lame or unfit by

The Judge at C in Dressage, the Horse must be Disqualified and may not compete in any other Competition. The Athlete is eliminated.

DC - DRIVING COMBINED DIVISION

A member of the Ground Jury in Marathon or Cones, the Horse will be Eliminated as well as the Athlete.

8. Placings and Prize Money

9. Athletes who Retire or are Eliminated from any Competitions may not be placed in that Competition or in the final classification.

10. Athletes may only receive prize money in Competitions in which they have competed without Disqualification, Elimination or Retirement. No prize money will be awarded to an Athlete who has been disqualified from any Competition.

SUBCHAPTER DC-4 ELIGIBILITY

(Age of Athletes– Starting Possibilities)

DC912 Minimum Age – Athletes and Grooms

1. Senior Classes:

Class	Athlete Minimum Age
Horses Four-in-hand	18 years
Horse Pairs	16 years
Horse Single	14 years
All Pony classes	14 years

2. Young Drivers Classes:

Class	Athlete Age Class
Horses Four-in-hand	18-21 years
Horse Pairs	16-21 years
Horse Single	16-21 years
All Pony classes	16-21 years

3. Juniors Classes:

Class	Athlete Age Class
Horse Pairs	16-18 years
Horse Single	14-18 years
All Pony classes	14-18 years

4. Children Classes:

Class	Athlete Age Class
Single Pony	12-14 years

5. Age:

Age is determined from the beginning of the calendar year in which the Athlete and grooms reach the designated age. At USEF-licensed National Events (CAN), age is determined from the beginning of the calendar year in which the Athlete or groom reaches the designated age. See GR103. Failure to comply with any part of this DC entails Disqualification of the Athlete.

Age of Driver				
Class	Championships		All other events and levels	
	Horses	Ponies	Horses	Ponies
Single	14	14	Drivers under 14 must be accompanied by a knowledgeable adult horseman. All other persons on the carriage must have reached their 14th birthday.	
Pair	16	14		
Tandem	16	14		
Four	16	14		

6. Grooms:

6.1 All Classes:

6.1.1 Athletes under the age of 18 years must be accompanied by a Groom(s) of 18 years or older.

6.1.2 Athletes of 18 years and above must be accompanied by a Groom(s) of 14 years or older.

6.2 Children:

The groom must be over 18 years old. The NF must ensure that the groom has knowledge in Driving.

6.3 Para-Equestrian Athletes:

The groom must be over 18 years old. The NF must ensure that the groom has knowledge in Driving.

7. General:

Failure to comply with any part of this DC will result in the Disqualification of the Athlete.

DC913 Minimum Eligibility Requirements / Qualification criteria

1. The Star system qualification is determined according to FEI records and attested to by each NF. Senior Athletes must successfully complete FEI Competitions to progress through the Star system as outlined hereafter.

2. Star qualifications of Senior Athletes are obtained for life and apply across all classes.

Category	Qualification criteria
1* Athletes	no minimum qualification criteria required
2* Athletes	Athletes who have successfully completed two CAI1* Format 1,2 (with Dressage) or 3 only without Elimination, retirement or Disqualification or alternatively, have successfully completed one CAI-B (under the previous rules) or three CANs with Dressage, Marathon and Cones
3* Athletes	Athletes who have successfully completed two CAI2* without Elimination, retirement or Disqualification or alternatively, have successfully completed one CAI-A or two CAI-Bs under the previous FEI Driving Rules
Youth	no qualification criteria for Children, Junior and Young Driver
Para-Equestrian	no qualification criteria

3. For USEF-licensed National Events (CAN):

CAN-O and CAN-1* no minimum qualification criteria required.

CAN-2*: Open to any athlete who has completed at least two CAN-O or four Preliminary or Intermediate division

CDEs. Note: "Completed" means the entry is classified in each event including marathons without being eliminated, retired or withdrawing from any of the competitions. BOD 1/16/16 Effective 4/1/16

Advanced division (CAN): Open to any athlete who has completed at least four Preliminary or Intermediate division

CDEs. Note: "Completed" means the entry is classified in each event including marathons without being eliminated, retired or withdrawing from any of the competitions.

DC914 Championships / Eligibility Procedure for Championships

At USEF-licensed National Events (CAN), the provisions of this rule do not apply.

DC - DRIVING COMBINED DIVISION

1. Senior Championships are open to 3* Athletes who meet the eligibility requirements as published on the FEI website in the Driving Championships section.
2. Qualification results can be obtained at CAIO4*, CAI3* and CAI2 (see DC 913).
3. Athletes are required to qualify in the same class as they intend to compete in at the Championship.
4. The FEI shall also publish the maximum driven penalty points allowed at all Championships in Dressage to qualify to continue into Marathon and Cones. The Ground Jury will have the final decision as to whether the Athlete may continue into Marathon and Cones, taking into account any contributing factors. There will be no Appeal.
5. For all FEI World Championships it is the responsibility of each NF to prove that their Entries meet the eligibility requirements. Certificates of capability and records of results must be sent by NFs to the OC with their nominated entries, for such entries to be considered valid. (See GRs).
6. NFs giving incorrect information will be reported to the FEI Secretary General for appropriate action in accordance with the applicable rules.
7. For USEF-licensed National Events (CAN), National Championships, see GR1112.1h and GR1113.2n.

DC915 Hors Concours

No Athlete may take part "Hors Concours") in any International Competition. At USEF-licensed National Events (CAN), an Athlete may enter as Hors Concours at the discretion of the Organizer subject to scheduling limitations and Rule DC943.2.

DC916 Entries

1. The number of Horses that may be entered for an Event must be in accordance with the Schedule. At USEF-licensed National Events (CAN), the number of Horses that may be entered for an Event must be in accordance with the Prize List or the American Driving Society Omnibus.
2. All Athletes invited or nominated for an International Event must be entered by their NFs. All foreign Athletes selected by their NFs must be accepted by the OC. OCs may not accept any other entries.
3. For FEI Championships, NFs may only enter Athletes who are qualified under the conditions decided by the relevant Technical Committee.
4. Under no circumstances may the OC limit the number of entries of eligible Athletes or teams for a FEI Championship.
5. Entries for FEI Championships must be made following the compulsory three phases outlined under DC 916.6 to 916.15.
6. Entries in principle must reach the OC at least eight weeks before the Event is due to begin. Entry in principle means that an NF has the definite intention of sending Athletes to participate in the Event. It must state whether the intention is to send only individuals, only a team or a team and individuals.
7. Nominated entries must reach the OC at least four weeks before the Event and must include a list of the names of Athletes and Horses from which the Definite Entries and any substitutions will be chosen and state the number of Athletes and Horses which the NF intends to send. The number of nominated entries of Athletes and Horses must not exceed twice the number invited in the Schedule. Once the nominated entries have been sent in, NFs may send fewer Athletes and/or Horses but never more than the number of nominated entries. NFs which are not represented after having made nominated entries and whose excuse is not acceptable to the OC shall be reported by the OC to the Secretary General for consideration of their excuse by the FEI Tribunal.
8. Definite entries must reach the OC at the latest four days preceding the beginning of the Event. These represent the final selection of Athletes and Horses that will travel to the Event. The Definite Entries may not exceed the number listed and must be chosen from the list of names on the Nominated Entries. After the Definite Entries have been sent in, substitutions of Horses and/or competitors may only be made with the express permission of the OC.

9. Entry forms for Horses must include the name/names, breed, sex, age, colour, country of birth, present nationality and passport number and, where appropriate, qualifications.
10. Should an NF send more Athletes and/or Horses than shown in the Nominated Entry the OC is not obliged to accommodate them or to allow them to participate in that Event.
11. At an Event, an Athlete may withdraw any or all his Horses from a Competition, but he may not add a Horse not previously entered for that Competition without the Approval of the OC and the Ground Jury.
12. Where an NF has made a nominated entry of a team and finds that it will be unable to send a team, it must immediately inform the OC.
13. Teams or individual Athletes who have been definitely entered by their NFs at any Event and fail to take part without valid excuse must be reported by the Foreign Judge/Technical Delegate to the Secretary General for consideration by the FEI Tribunal. Competing at another Event staged at the same time does not constitute a valid excuse for failure to participate at an Event.
14. An NF cannot make definite entries for the same Athlete/Horse combinations to more than one OC on penalty of disqualification of such Athlete/Horse combinations from the Event where they eventually participate.
15. Withdrawals after the date of definite entries or no-shows will be liable to reimburse the OC for the financial loss incurred by the OC (i.e. stabling and hotel Expenses) as a result of late withdrawal or no-show.

DC917 Schedule of the event

In the FEI approved schedule which is published by the OC of any CAI event, it is not necessary to repeat the FEI General Regulations or the FEI Driving Rules. All information as required in the Schedule will have to be given in detail to ensure that Athletes, Officials and all those concerned by the event are sufficiently informed.

In USEF-licensed National Events (CAN), the Schedule also means the official Prize List or the American Driving Society Omnibus in accordance with these rules.

DC918 Entries CAIs

1. CAIs are primarily for Individual Athletes and there is no restriction on the number of Athletes or the number of Nations that may be entered.
2. At a CAI 1* or 2* (Minor Events as per GRs), foreign Athletes living in the Host Nation may be entered by their host NF as set out in the GRs, DC 919.6.1.

DC919 Entries Championships and CAIOs

1. Championships and CAIOs are open to national teams. A national team consists of three Athletes of the same Nationality. In the event that a nation can only send two Athletes, they must be entered as a team. An entry from a nation able to send only one entry shall be classified as an individual entry.
2. For Pony Championships, please refer to Articles 906 and 924.
3. For Championships for Young Horses, please refer to the FEI website in the Driving Rules section.

DC920 Entries - World and European Four-in-Hand Championship for Horses

1. Each NF may enter a maximum of six Four-in-Hand Athletes with a maximum of ten Horses per Four-in-Hand on the nominated entry list and a maximum of three Four-in-hand Athletes with a maximum of five Horses per Four-in-hand on the definite entry list.
2. Should a NF only be able to send two Athletes, they must be entered as a team.
3. In addition, each NF is entitled to send a Chef d'Equipe and Veterinarian, both of whom will be accorded the same privileges as the Athletes.
4. An NF which cannot send a team may enter one Athlete as an individual under the conditions set out in DC 919.

DC921 Entries World Pair Championship for Horses

1. Each NF may enter a maximum of six Pair Athletes with a maximum of six Horses per Pair on the nominated entry list and a maximum of three Pair Athletes with a maximum of three Horses per Pair on the definite entry list.
2. Should a NF only be able to send two Athletes, they must be entered as a team.
3. Each NF is entitled to send a chef d'equipe and Veterinarian, both of whom will be accorded the same privileges as the Athletes.
4. A NF which cannot send a team may enter one Athlete as an individual entry under the conditions set out in DC 919.

DC922 Entries World Singles Championship for Horses

1. Each NF may enter a maximum of six Single Athletes with a maximum of two Horses per entry on the nominated entry list and three Single Athletes with a maximum of one Horse per Athlete on the definite entry list.
2. Should a NF only be able to send two Athletes, they must be entered as a team.
3. Each NF is entitled to send a chef d'equipe and Veterinarian, both of whom will be accorded the same privileges as the Athletes.
4. A NF which cannot send a team may enter one Athlete as an individual under the conditions set out in DC 919.
5. A spare Horse from the Nominated List may be entered per National Team. The Athlete who uses the spare Horse will be eligible for the individual classification, as well as for the Team classification. The spare horse can only be substituted once, not later than one hour before the start of Dressage, the Organiser being notified in writing.

DC923 Entries World Pony Driving Championships

1. A National Team shall consist of at least two Singles, two Pairs and one Four-in-hand. Each nation is entitled to send up to a maximum of nine Athletes, divided into up to three Single, three Pair and three Four-in-Hand Athletes.
2. A Nation who enters three Athletes in the Four-in-Hand pony class will have to declare the names of the two Four-in-Hand Athletes who will compete on the team at the latest one hour after the first Horse Inspection.
2. NFs which cannot send a Team may send up to 2 Athletes in each class.
3. A spare Pony may be entered for the Single Class. The Athlete who uses the Spare Pony will be eligible for the individual classification as well as for the Team classification. The spare Pony can only be substituted once not later than one hour before the start of Dressage and must be notified in writing to the Organiser.
4. The host nation is entitled to two individual entries per class.
5. Each NF is entitled to send a Chef d'Equipe and Veterinarian, both of whom will be accorded the same privileges as the Athletes.

DC924 Entries Youth Driving Championships

1. A national team shall consist of at least one Junior and one Young Driver and each Nation is entitled to send up to a maximum of four Athletes. In addition, each NF may send up to two Children as individual entries. NFs which cannot send a team may send up to four Athletes in total as individual entries.
2. A spare Pony/Horse may be entered for the single Class. The Athlete who uses the spare Pony/Horse will be eligible for the individual classification as well as for the team classification. The spare Pony/Horse can only be substituted once and no later than one hour before the start of Dressage and must be notified in writing to the Organiser.
3. The Host nation is entitled to two individual Entries per Class.
4. Each NF is entitled to send a chef d'Equipe and Veterinarian, both of whom will be accorded the same privileges as the Athletes.
5. The best combined score for each Athlete will determine the final classification.

DC925 Entries World Driving Singles Championship for Para-Equestrian

1. Each NF may enter a maximum of six Single PE Athletes with a maximum of two Horses per entry on the nominated

entry list and three Single PE Athletes with a maximum of one Horse per PE Athlete on the definite entry list.

2. Each team must include at least one (1) Athlete from Grade I. Teams should not include more than 2 Athletes from any one Grade.
3. Should a NF only be able to send two PE Athletes, they must be entered as a team.
4. Each NF is entitled to send a chef d'équipe and Veterinarian, both of whom will be accorded the same privileges as the PE Athletes.
5. A NF which cannot send a team may enter one PE Athlete as an individual entry under the conditions set out in DC 919.
6. A spare Horse from the nominated list may be entered per national team. The PE Athlete who uses the spare Horse will be eligible for the individual classification as well as for the team classification. The spare Horse can only be substituted once, not later than one hour before the start of Dressage, the Organiser being notified in writing.

DC926 Expenses and privileges

1. Expenses and privileges are laid down in the GRs.
2. The OC of World and Continental Championships may accept responsibility for meeting the travelling and living expenses of Athletes, Horses, grooms and team Officials (chefs d'équipe and Veterinarians) to be invited according to the rules from the day before the first Horse inspection until the day after the end of the Championships. This must be published in the schedule.
3. The OC of the World Equestrian Games must accept responsibility for meeting the living expenses of Athletes, Horses, grooms and team Officials (chefs d'équipe and Veterinarians) to be invited according to the rules from the day before the first horse inspection until the day after the end of the Championships. This must be published in the schedule.

DC927 Additional Individual Entries

1. At the discretion of the OC all NFs who have submitted a Nominated Entry for a team may be invited to enter Additional Individual Entries.
2. The host nation may enter up to 3 additional entries. For Combined Pony, 2 per class (Single, Pair, Four-in-Hand) and Youth Championships, 2 per class (age group). Exceptions may be granted by the FEI Driving Committee in conjunction with the Technical Delegate.
3. A second nominated entry date shall be specified in the Schedule should the OC decide to invite NFs to submit additional individual entries.
4. The number of nominated Athlete Entries may be twice the number permitted for definite entries as set out in the GRs, DC 916.4.2.

SUBCHAPTER DC-5 ATHLETES

DC928 Dress, safety and whips

1. Dress in Dressage and Cones on a Dressage Carriage
 - 1.1 The dress of Athletes and Grooms must conform to the style of the Carriage and harness used.
 - 1.2 Jackets or national dress, driving aprons, hats and gloves are obligatory for Athletes.
 - 1.3 Grooms must wear jackets or national dress, hats and gloves.
 - 1.4 The President of the Ground Jury may decide that:

Jackets may be removed in excessively hot and humid weather;

Jackets are not required in special circumstances;

Wet weather clothing may be worn and aprons not required in wet weather.
 - 1.5 Penalties for improper dress are stated under Rules DC 957 and DC 981.

DC - DRIVING COMBINED DIVISION

2. Dress in Marathon and Combined Marathon

2.1 Less formal dress is acceptable in Marathon for the Athlete and Grooms. Shorts are not permitted; Infringement will incur 10 penalties per person.

2.2 Athletes and Grooms must wear securely fastened Protective Headgear and a back protector in the Marathon. Infringement will result in Elimination.

2.3 In addition, failure to wear such protective headgear and back protector where and when required after being notified to do so by an Official, shall result in a Yellow Warning Card being issued to the Athlete.

2.4 At USEF-licensed National Events (CAN): All persons in the Carriage in the Marathon, Section B, must wear properly fastened protective headgear which meets or exceeds ASTM (American Society for Testing and Materials)/ SEI (Safety Equipment Institute) standards for equestrian use and carries the SEI tag. It must be properly fitted with Harness secured. The responsibility for compliance rests with each person in the Carriage. Failure to comply results in elimination, and the athlete will not be allowed to continue in the Marathon.

2.5 At USEF-licensed National Events (CAN) protective vests and Medical Armbands are strongly recommended.

3. Dress for Juniors and Children

3.1 At all times, while on a carriage, Children and Junior Athletes must wear a body protector and a securely fastened Protective Headgear. Infringement will result in Elimination.

3.2 In addition, failure to wear such protective headgear and back protector where and when required after being notified to do so by an Official, shall result in a Yellow Warning Card being issued to the Athlete.

3.3 During Horse inspections, it is strongly recommended for Children and Juniors to wear securely fastened Protective Headgear. *BOD 1/16/16 Effective 2/1/16*

4. Whip for Dressage and Cones

4.1 The Athlete must carry a whip of traditional style. The lash, which may be tied to the stick, must be capable of release, and must be long enough to reach all the Horses.

4.2 An Athlete must enter the arena with a whip in hand or incur 10 penalty points.

4.3 If an Athlete drops or puts down his whip, when in the arena, or if it is not held in the hand, he will incur 10 penalty points. 4.4 The whip, if dropped, need not be replaced and the Athlete may finish without a whip. However the Groom may hand the Athlete a spare whip and without any further penalty.

5. Whip for Marathon and Combined Marathon

The whip can only be used by the Athlete. Failure to comply will incur 20 penalties.

SUBCHAPTER DC-6 HORSES

DC929 Age of Horses

In CAI1*, Horses must be 5 years old or over. In CAI2* and above, Horses must be 6 years old or over. Failure to comply with this DC will result in the Disqualification of the Horse.

At USEF-licensed National Events (CAN), Horses/Ponies must be a minimum of four years of age to enter any Competition.

DC930 Height

1. Driving Ponies must not exceed 148 cm without shoes, or 149 cm with shoes. Above these heights, they are classified as Horses.

2. Driving Ponies in Pairs and Four-in-Hands may not be less than 108 cm without shoes, or 109 cm with shoes. Single Ponies must not be less than 120cms without shoes, 121cms with shoes.

3. It is the responsibility of the Athletes' NF to ensure that competing Ponies comply with the above criteria.

4. At USEF-licensed National Events (CAN), see Appendix DC-A for measurement of ponies.

5. At USEF-licensed National Events (CAN), a mixed height turnout is not allowed.

DC931 Number of Horses

1. The correct number of Horses stipulated for each class must be driven throughout each Competition. Athletes may not remove one or more Horses during a Competition and continue with less than the number stipulated for their Class.
2. A Horse may only take part once in each Competition.
3. Failure to comply any part of this DC will result in Disqualification.

DC932 Special Conditions

Mares are not allowed to compete after their fourth month of pregnancy or with a foal at foot. If it is subsequently confirmed that a mare competed under either of these conditions, she will be Disqualified from all Events to which these conditions applied and the case will be reported to the Secretary General (See Code of Conduct).

DC933 Welfare of the Horse (Abuse of Horses and Doping)

1. Cruelty – Definition

Abuse of Horse means and action or omission that causes or is likely to cause pain or unnecessary discomfort to a Horse including, but not limited to:

- a. Excessive pressing of exhausted Horses,
- b. Excessive use of a whip,
- c. An unacceptably severe, badly fitting, broken or damaged bit;
- d. Badly fitting harness which might cause distress to the Horse,
- e. Damage to a Carriage which might cause injury to the Horse.

2. Wounds and Lacerations

- 2.1 Blood on Horses may be an indication of abuse of Horse and must be investigated case by case by any member of the Ground Jury.
- 2.2 In minor cases of blood in the mouth, such as where a Horse appears to have bitten its tongue or lip, or minor bleeding on limbs, after investigation the Athlete may be authorized to continue.

3. Reporting

Stewards, or any other Official, must report any instance of abuse of the Horse to any member of the Ground Jury as soon as possible.

4. Penalty

Acts deemed as Abuse of Horse will result in the imposition by the Ground Jury of any or a combination of the following penalties:

1. Yellow Warning card
2. Fine
3. Elimination
4. Disqualification from the Event.

DC934 Stable Security

1. Championship, CAIO

See FEI Veterinary Regulations (hereinafter “VRs”), Article 1023.

2. CAIs

2.1 See FEI VRs, Article 1023

2.2 Stable security as described in the VRs is not required. The OC is responsible for the control of all stable areas so that the following minimum security requirements are met:

2.3 The Welfare of the Horse is the first priority.

2.4 24 hour security and supervision of the Stable Area(s) must be maintained whenever any stables are occupied.

- 2.5 Security fences are not obligatory, but fences and gates may be installed for safety and security reasons at the discretion of the OC.
- 2.6 The stabling area must be approved by the Technical Delegate in conjunction with the FEI Chief Steward.
- 2.7 No Horse may be stabled overnight inside a truck or trailer. Only the Technical Delegate in consultation with the Chief Steward and the FEI Veterinary Delegate may grant exceptions in extreme circumstances or wet ground conditions in the stable area.
3. At USEF-licensed National Events (CAN), Stable arrangements and security are at the discretion of the Organizer and approval of the Technical Delegate. Arrangements must be published with the Prize List/Omnibus.

DC935 Examinations and Inspections of Horses

See FEI VRs, Article 1033.

1. Examination on Arrival.

- 1.1 This must take place at all Events upon arrival of competing Horses, and in any case before they enter the Event stables.
- 1.2 The purpose of this Examination on Arrival is to establish the Horses' identity by checking the passport and any other relevant documents, and to establish its general state of health.
- 1.3 The Examination on Arrival must be performed by the Veterinary Delegate or a Treating Veterinarian of the host country.
- 1.4 Any doubtful cases concerning identity or health must be reported to the Veterinary Delegate (if he does not perform the Examination himself) or to the Veterinary Commission as soon as possible and in any case not later than one hour before the First Horse Inspection.

2. First Horse Inspection

- 2.1 This must take place at all Events before the start of the first competition. It must be performed under the direction of the President of the Ground Jury, together with at least one other member of the Ground Jury, the Veterinary Delegate and/or the President of the Veterinary Commission. See Veterinary Regulations and Guidelines for Organizers and Officials for details.
- 2.2 For safety reasons, horses must be presented in bridles and shown on a loose rein or lead. Each horse must display its identity number (DC 944.2).
- 2.3 Horses are not permitted to wear bandages or blankets/rugs.
- 2.4 No horse may be presented with its identity concealed in any manner by application of paint or dye for example.
- 2.5 One FEI Driving Steward with a whip must be present. He is the only person who may assist if a horse refuses to trot. Handlers may not carry a whip while showing the horse. The use of a short whip for restraint of stallions and difficult horses may be allowed by the Inspection Panel upon request. (See FEI Veterinary Regulations Article 1033).
- 2.6 The Inspection consists of an initial observation of the horse standing still. It must then be walked in front of the Inspecting Committee, and then trotted 30 metres away from the Committee before returning towards the Committee at the trot.
- 2.7 A veterinarian may be allowed to handle a limb or other parts of the body, but he may not perform any other clinical tests (i.e., flex a limb, or walk or trot a horse in a circle. See FEI Veterinary Regulations, Article 1033).
- 2.8 In exceptional or doubtful cases, the Inspecting Committee may direct that a horse be placed in an officially supervised holding area (no whips allowed) for a further inspection to take place at a convenient time, during the Inspection or in addition to be re-inspected on the following day without any request or presumption by the Athletes.
- 2.9 A re-inspection on the following day is only possible if the no decision (accepted or not accepted) is made on the day of the Horse Inspection. The horse must be presented by the same person as before. In all cases of further inspection or re-inspection each Member of the Ground Jury and the Veterinary Delegate will be issued with a Voting Slip on which they must check either a Yes or No box to indicate whether they consider the Horse fit to

compete. After consideration of the veterinary opinion from both VD/Commission and holding box veterinarian these forms will be handed to the President of Jury who will announce the majority decision as to whether the Horse may compete. When there are two lanes of Horses of a same class being inspected the whole Ground Jury will come together along with chief Veterinary officer from each lane. If there is an even number of Ground Jury members and Veterinary Delegates, then the Veterinary Delegate's vote will be counted twice. President of the Ground Jury, the Foreign Judge and either the Veterinary Delegate or the President of the Veterinary Commission will be the sole voters. There is no appeal against this decision. It is compulsory to have a Veterinarian available in the holding box.

2.10 Any horse which is due for re-inspection on the following day and is accepted, can be sampled for Prohibited Substances.

2.11. Only a member of the Ground Jury has the authority to disqualify any horse which is considered to be unfit for the Event (marked lameness, serious injury or poor general condition). A veterinarian has no authority to disqualify a horse except where there is a welfare issue.

In all cases of further inspection or re-inspection each Member of the Ground Jury and the Veterinary Delegate will be issued with a Voting Slip on which they must check either a Yes or No box to indicate whether they consider the Horse fit to compete. These forms will be handed to the President of the Jury who will announce the majority decision as to whether the Horse may compete. If there is an even number of Jury members and Veterinary Delegates, then the President of the Ground Jury, the Foreign Judge and either the Veterinary Delegate or the President of the Veterinary Commission will be the sole voters. There is no appeal against this decision.

2.12 The Athlete or his representative who presents the Horse must be smartly dressed.

3. In-Harness Horse Inspection

3.1 This must take place at all Events during, and at the site of, the 10-minute Compulsory Rest prior to the start of Section B of Marathon. One member of the Ground Jury and a Veterinarian are responsible for this Inspection. It must be performed carefully but rapidly so that the Athlete has time to care for his horses before the start of Section B.

3.2 The fitness of the horses must be determined by clinical observation, which may include: measuring the heart rate, the respiratory rate and the temperature in accordance with the Veterinary Regulations. These observations must be recorded.

3.3 The Ground Jury member must eliminate the Athlete if his horse is considered to be lame, injured or obviously exhausted and unfit to continue the competition.

4. In-Harness Examination

The Second Examination must take place at the finish of Section B of Marathon at all Events. It must be performed under the supervision of a Treating Veterinarian in case any horse needs immediate treatment. The Veterinarian has no authority to disqualify a horse. He must report his findings to the Veterinary Delegate and the President of the Jury as soon as possible after the last Athlete has completed the Marathon.

5. In-Harness Inspection before Cones

5.1 The In-Harness Inspection must be carried out before any horse starts Cones, only when Cones follows Marathon. It must be performed by an Inspecting Committee consisting of one member of the Ground Jury together with the Veterinary Delegate, or the Veterinary Commission. The Inspection is obligatory at all Events when Cones follow Marathon. The Horse(s) must be presented by the Athlete himself; Competing without presenting will result in an Elimination.

5.2 Horses will be inspected harnessed to their carriages. Leg bandages, over reach boots and brushing boots are permitted, but must be removed if required.

5.3 Only the Ground Jury member has the authority to disqualify the horse if considered to be unfit to continue the event.

DC - DRIVING COMBINED DIVISION

6. Removing a Horse from Competition

6.1 Each member of the Ground Jury has the right and duty to eliminate any horse at any time, which is evidently lame, injured or unfit to continue. No appeal may be made against a decision taken under the terms of this article.

6.2 The Athlete may Retire at any time.

7. Medication Control of Horses

This must be conducted in accordance with FEI General Regulations (see Article 143) and the FEI Veterinary Regulations.

7.1 At all divisions of USEF-licensed National Events (CAN), the use, control and testing of, or for, medication and other foreign substances shall be in accordance with USEF Rules and Regulations.

8. Passports

See applicable provisions in the General Regulations.

At USEF-licensed National Events (CAN), Horses competing in North American CAI and National Events (CAN) may use a valid national passport or verifiable Horse identification when accompanied by a valid negative EIA Test and required vaccination and health certificates. *BOD 1/16/16 Effective 2/1/16*

SUBCHAPTER DC-7 CARRIAGES AND HARNESS

DC936 Permitted Carriages

Category	Dressage	Marathon	Cones	Combined marathon/cones
Championships	Dressage carriage	Marathon carriage	dressage carriage	n/a
CAIO 4*	Dressage carriage	Marathon carriage	Dressage carriage	n/a
CAI 3*/CAN 3*	Dressage carriage	Marathon carriage	Dressage carriage	n/a
CAI 2*/CAN 2*	Dressage or 1Marathon carriage	Marathon carriage	Dressage or Marathon carriage	n/a
CAI 1*/CAN 1*	Dressage or 1Marathon carriage (solid rubber or pneumatic tyres)	n/a	Dressage or 1Marathon carriage (solid rubber or pneumatic tyres)	Marathon Carriage (solid rubber or pneumatic tyres)
CAI 1* Indoor	n/a	n/a	n/a	Marathon 1carriage
CAN	Dressage or 1Marathon carriage	Marathon Carriage	Dressage or Marathon carriage	n/a
CAN-O	Dressage or Marathon carriage	Marathon Carriage	Dressage or Marathon carriage	n/a

BOD 1/16/16 Effective 4/1/16

1 Carriage with correct Dressage width

At USEF-licensed National Events (CAN), in case of infringement of these guidelines, the Ground Jury may at its discretion eliminate an athlete in severe circumstances.

DC937 Weights and Dimensions

1. General

1.1 In all Classes, during Dressage, Marathon, Cones and combined Marathon, if the carriage has no brakes, breeching is compulsory. Failure to comply will result in Elimination. In single horse and single pony classes breeching is compulsory.

1.2 No part of a carriage may be wider than the outside Track Width, with the exception of hub caps, mud guards and

the Splinter Bar for carriages used in Dressage and Cones.

1.3 The track width of all carriages is measured at ground level on the widest part of the rear wheels.

1.4 Athletes whose carriages do not conform to the required weights or measurements will be eliminated from the relevant Competition.

2. Carriages for Para-Equestrian Driving:

2.1 Carriages suitable for the Athletes with disabilities must be used and carriages for PE Singles may be 2 or 4-wheeled.

2.2 The OC or Technical Delegate may refuse the use of a carriage, but must give the reason for the refusal.

3. Dressage Carriages must comply with the following:

Class	Wheels	Grooms	Minimum Width
Horse Four-in-hand	4	2 behind	158 cm
Pony Four-in-hand			138 cm
Horse pair	4	1 behind	148 cm
Pony pair			138 cm
Horse Single	2 or 4	1 behind or beside	138 cm
Pony Single			

3.1 The same Carriage must be used for Dressage and Cones for CAI2* (See DC936).

3.2 Artificial extensions to increase the measured width of a Carriage are not permitted in Cones.

4. Marathon Carriages must comply with the following:

Class	Wheels	Minimum weight	Grooms	Minimum Width
Horse Four-in-hand	4	600kg	2 behind	125 cm
Pony Four-in-hand		300kg		
Horse Pair	4	350kg	1 behind	125 cm
Pony Pair		225kg		
Horse Single	4	150kg	1 behind	125 cm
Pony Single		90kg		

4.1 In Marathon, all Carriages will be measured before the start of section B and the same Carriage must be used for all sections.

4.2 The President of the Ground Jury will decide whether all, or a random selection, of Carriages will be weighed after Marathon.

DC938 Equipment

1. Dressage Carriages must be fitted with forward facing lamps and rear lamps or reflectors in Dressage only (penalties: see DC 957). Lamps or reflectors are not compulsory in Cones.

2. In all USEF-licensed National Events (CAN), Athletes may carry whatever spares they require.

DC939 Tyres

1. Pneumatic or air-filled, tyres are only permitted in CAI1* as per DC 936.

2. In all competitions carriages must be fitted with iron or solid rubber tyres. The outer surface of the tyre must be smooth. Failure to comply results in Elimination.

3. Pneumatic tyres are permitted in Para-Equestrian Driving.

DC940 Harness, Carriage and Horses

1. Harness

DC - DRIVING COMBINED DIVISION

1.1 The distance between Horse/Pony and carriage must be not less than 50cm at all times, fender rolls, 40cm.

1.2 Dressage Carriage:

1.2.1 Horses (Four-in-Hand wheelers or a Pair of horses): the distance between traces must not be less than 55 cm.
(Ponies: minimum 45 cm.)

1.2.2 Traces must not cross each other. Swingle trees may not cross the center line of the carriage.

1.3 Marathon Carriage:

1.3.1 Horse (Four-in-Hand wheelers or a Pair of horses): the distance between the traces must be minimum 55 cm.
(Ponies: minimum 45 cm.)

1.3.2 Traces must not cross each other.

1.4 Length of individual pole chains or pole straps: the length has to be minimum 30 cm. The measurement is taken from the center of the pole head, including the complete quick release.

1.5 Horse yoke or T-bar: the total width including the complete quick releases has to be minimum 60 cm. When the measurement is taken from the center of the pole head, to include the complete quick releases, it has to be minimum 30 cm.

1.6 Yokes or T-bars must not be positioned behind any part of the shoulder.

1.7 Pole and the pole straps must be of sufficient length to allow free movement of the Horses.

1.8 For Horse Four-in-Hand leaders, the complete lead bar must measure at least 1m and the distance between the traces must measure at least 45 cm.

1.9 For Pony Four-in-Hand leaders, the complete lead bars must measure at least 85cm and the distance between the traces must measure at least 35cm.

1.10 Yoke width or pole straps must be sufficient to allow the free movement of the Ponies.

1.11 It is not necessary to use the same harness for Dressage and Cones, but in both Competitions, it must be safe, clean and uniform in appearance and in a style appropriate to the turnout.

1.12 The Horses must be correctly harnessed to the carriage, including the reins.

1.13 Failure to comply with the rules will result in a verbal warning or Yellow Warning Card, given by the Ground Jury. Subsequent offences at the same event will be penalised a second yellow Warning Card or Elimination.

1.14 During Dressage, Marathon, Cones and Combined Marathon, whenever a single Horse/Pony is harnessed to a carriage, breeching is compulsory. Failure to comply results in Elimination.

1.15 Where forbidden equipment is used or severe incidence on the welfare of the Horse is ascertained, the penalty will be Elimination or Disqualification (see DC 940.13).

2. Bandages and Brushing Boots 2.1 Bandages and Brushing Boots are not permitted in Dressage. Failure to comply will result in 10 penalty points.

2.2 If a penalty is applied under 940.2.1 above, the Bandages or Brushing Boots must be removed immediately after leaving the Arena and the Horse(s) inspected by a Veterinarian or an FEI Steward who will report his findings to the President of the Ground Jury.

3. Nosebands, ancillary equipment and blinkers

3.1 Any nosebands, attachments or ancillary equipment which impede or are likely to impede the free intake of air into the nostrils of the Horse are not permitted.

3.2 Blinkers, if used, and ancillary equipment must not impede forward vision or be so close to the eyes as to irritate them.

4. Connecting straps

Connecting straps between neck or breast collars may be used in all Four-in-Hand Competitions. The leaders may not be attached to each other in any other way (except by the Reins).

5. Auxiliary reins

5.1 Auxiliary reins (including any type of check reins) are not permitted when in harness.

5.2 Para-Equestrian Driving: driving with a second set of reins or divided reins is not allowed.

6. Tails

Tails may not be tied or attached to any part of the harness or Carriage, with the exception of a recognised tail guard.

No other ancillary device restricting the free movement of the Horse's tail is permitted.

7. Leverage Devices

All rings, terrets and/ or other devices which have an extreme leverage effect on the reins or bits are forbidden at any time within Showgrounds.

8. Bits

8.1 Bits do not need to be identical

8.2 All bitless bridles and hackamores (even combined with any kind of bits) are not permitted when the Horse is harnessed to a carriage. *BOD 1/16/16 Effective 2/1/16*

9. Tongues

Tongues guards are only permitted if used correctly; separate items must not be incorporated around the bit so as to cause welfare concerns. (See FEI Veterinary Regulations Article 1035.4).

10. Impaired Vision

No attachment or ancillary harness may be positioned between the wheelers and the leaders in such a way as to impair the vision of either of the wheelers

11. Application or use of devices, substances or implements

11.1 An attachment to the pole, traces or shafts, application or use of any substance, device, or implement which may cause irritation or discomfort to the horse is forbidden within the Showgrounds.

11.2 Ear muffs and plugs are permitted.

12. Shoes

Any conventional type of shoe is permitted; double shoes or additional weight (lead) are not allowed.

13. Penalties

13.1 Contravention of any paragraph in this DC in Competition will incur Elimination of the Athlete, exception for Rules DC 940.1.1 to DC 940.1.15.

13.2 For contravention at any other time within the Showgrounds, with the exception of DC 940.2.1; will result in a Yellow Warning Card.. A second offence at the same event, will result in a higher penalty, up to and including disqualification at the discretion of the Ground Jury.

DC941 Advertising on carriages, harness and clothing

1. In Dressage and Cones

1.1 The name of the harness manufacturer may appear once on each harness on a label no wider than the strap on which it appears and not longer than 10 cm.

1.2 The sponsor's name or "logo", or the Athlete's "association", may appear on each side of the carriage within a surface area no greater than 400 sq. cm.

1.3 The name of the carriage manufacturer may appear on a Carriage on a label of not more than 50 sq. cm. Identification of clothing manufacturers may appear only once per item on a surface area not exceeding 3 sq. cm.

1.4 Whilst present in the competition arena, the name and/ or logo of the individual's sponsor(s) and team sponsor(s) may appear on the surface area not exceeding 80 sq. cm and only once on jackets or top garments at the height of the breast pockets of Athletes.

1.5 The name and/ or logo of the individual's sponsor(s) and team sponsor(s) may appear on a surface area not exceeding 16 sq.cm on both sides of the Athlete's shirt collar.

2. Advertising in Marathon

Advertising is allowed on carriages and all clothing. The name of the harness manufacturer may appear once on each

DC - DRIVING COMBINED DIVISION

harness on a label no wider than the strap on which it appears and no longer than 10 cms.

3. Penalties

Contravening any of the rules on advertising will result in a Yellow Warning Card issued by the President of the Ground Jury or the Chief Steward.

DC942 Safety

1. In the Showgrounds, whenever the Horse(s) are fully harnessed or being harnessed to a carriage, Groom(s) must at all times be in attendance and able to render assistance if needed. Whenever horses are driven, a groom must be on the carriage or if there is no seat available, at hand on the training field.
2. The Athlete may only dismount from the carriage when grooms are at the horses' heads, or the reins are given to another responsible person on the carriage.
3. No Horse may be led from a moving carriage.
4. Contravening the safety rules will result in Yellow Card being issued by the Ground Jury or the Chief Steward. Subsequent offences at the same event will be penalized by a second Yellow Warning Card or penalty up to Elimination at the discretion of the Ground Jury.

SUBCHAPTER DC-8 CONDITIONS FOR PARTICIPATION

DC943 Participation

1. Method of Driving

Athletes may use any method or style of driving.

2. The Athletes and Grooms

2.1 Each Athlete must drive the same Horse(s) in all the Competitions, except where a substitution was decided in compliance with the rules. See DC 946.

2.2 In World Cup Qualifiers, CAIOs and Championships:

An Athlete stays as an Athlete and a Groom stays as a Groom.

2.2.1 In CAIO and Championships, an Athlete or Groom may compete only once.

2.2.2 Athletes and Grooms competing in a CAIO and Championship cannot be part of a turnout in another Marathon Competition held on the same showground.

2.3 Depending on the schedule, in CA1*s and CA2* an Athlete can compete twice and in addition, he can act as Groom. In a CA3*, an Athlete can compete twice, but he cannot act as a Groom.

At USEF-licensed National Events (CAN), Athletes can compete more than once as Athlete or Groom, subject to event scheduling requirements.

2.4 Groom(s) may participate several times in all competitions, except in CAIOs and Championships.

2.5 The Athlete is the only person allowed to handle the reins, use whip and brake throughout each Competition. Each contravention of this rule, even if to prevent an accident, will result in 20 penalties. However, a Groom may handle the Reins and Brake without penalty in all Competitions provided the Vehicle remains stationary.

2.6 No person may be tied to the Carriage in any way during the Competitions. An Athlete may be secured by rope, webbing or belt provided one end is held by a Groom and not wrapped or fastened to the Carriage in any way. Failure to comply will result in Elimination.

2.6.1 For Para-Equestrian drivers, in addition refer to Annex 8.

2.6.2 At USEF-licensed National Events (CAN), an Athlete with disabilities may be attached for support, but must have a method for quick release.

2.7 Substitution of a groom during the Marathon competition is not permitted under any circumstances, and will incur Elimination of the Athlete.

2.8 In Dressage (as part of the test) and Cones, Athletes will be required to salute the Jury, unless time or layout of

the Course prevents it.

2.9 Passengers may not ride on the carriage during any competition.

2.10 Each time an Athlete dismounts he will incur 20 penalties.

2.11 Athletes will incur penalties each time one or both Grooms dismount. 5 penalties on the first occasion, 10 penalties on the second occasion, On the third occasion the Athlete is Eliminated except in Marathon (see DC 964.5.1).

3. Number of accredited Grooms

3.1 Four-in-Hand: up to four.

3.2 Pairs: up to three.

3.3 Singles: up to two.

DC944 Identification Number

1. Athlete

Athletes will be allocated an Event Number per turnout on arrival and will retain that number throughout the Event. The number must be displayed on any Carriage used during the Competitions and also while schooling or exercising.

2. Horse

Horses must be issued with a letter from A to F which follows the Athlete's Identification Number on arrival at an Event. This number must be attached to the left side of the Horse (Pairs and Fours should have them, visible, on the outside when in harness) at all times within the Showgrounds, when it is outside its stable.

3. Penalties

Failure to display the Event Numbers of Athletes or the identification numbers of Horses will incur a warning for the first occurrence. A repeated offence will incur a Yellow Warning Card issued by the President of Jury or the Chief Steward.

DC945 Outside assistance

1. Definition

Any physical intervention by a third party, not riding on the carriage, whether solicited or not, with the object of facilitating the task of the Athlete or helping his Horses, is considered to be outside assistance.

2. Prohibited outside assistance

2.1 Dressage and Cones:

2.1.1 Any intervention by a third party, not riding on the carriage, whether solicited or not, with the object of facilitating the task of the Athlete or helping his horses, is considered to be outside assistance. Any Athlete who has received physical outside assistance may be eliminated by the Ground Jury.

2.1.2 In Dressage and Cones, Grooms must remain seated in their proper positions between entering and leaving the Arena They are not permitted to handle the reins or the whip (will incur 20 penalties) nor speak or indicate the course to the Athlete (will incur 10 penalties). However the Groom may handle the reins, whip and brake without penalty provided the carriage remains stationary.

2.1.3 Exception: If the bell has been rung by the President of the Jury and the Athlete has failed to hear the bell; the Groom may advise the Athlete that the bell has been rung.

2.1.4 Athletes and Grooms may not use any form of electronic communication equipment during Dressage and Cones, subject to elimination.

2.2 Marathon:

2.2.1 Obstacle observers, ground observers, time keepers or any other Officials may not give directions, advice or information to the Athlete, while he is on the course in Marathon, in order to assist him. Exceptions: see DC 945.3.

2.2.2 Any Athlete who has received physical outside assistance by a third party not riding on the carriage **will** be eliminated by the Ground Jury. *BOD 1/16/16 Effective 2/1/16*

2.3 Penalties: see DC 969.

3. Permitted assistance

The following are considered to be permitted outside assistance:

- a. Assistance during compulsory rests and in neutral zones between Sections.
- b. Assistance to avoid accidents.
- c. Assistance to Horses as a result of an accident inside an obstacle, providing the Grooms are dismounted.
- d. Assistance by the Groom whereby a Horse is led through an obstacle by the bridle ends of the reins while harnessed to the carriage in either Marathon or Cones, will incur 20 penalties for the assistance, in addition to the penalties for dismount.

SUBCHAPTER DC-9 SUBSTITUTIONS

DC946 Substitutions

1. Substitutions before an Event

- 1.1 If the Veterinary Commission/ Delegate advise, and the Ground Jury concurs, that a Horse is not fit to take part; or in the event of an accident or illness of an Athlete and/or a Horse (substantiated by a certificate from an official recognized doctor and/or veterinarian), substitutions may be made provided the OC gives its approval up to one hour before the start of the first Competition.
- 1.2 However, a Horse or Athlete, or a combination of Horse and Athlete may only be replaced by a Horse and/or Athlete listed in the same class on the nominated entry list.

2. Substitutions during an Event

- 2.1 Substitution of Horses or Athletes during a Competition is not permitted. The penalty will be Disqualification.
- 2.2 Athletes in Four-in-Hand classes may start each Competition with any four (4) of their five (5) declared entries.
- 2.3 Athletes in Pair classes may start each Competition with any two (2) of their three (3) declared entries.
- 2.4 Athletes in Single classes must start each Competition with their single declared entry.
- 2.5 A horse may be used by another Athlete in the same class after the first Horse Inspection if that Athlete has not presented a spare horse and providing the borrowed horse has not already been used in a Competition at the Event. This horse must then stay with that new Athlete for the whole Event. In CAIOs and Championships, such Horse must be entered by the same NF as the competing Athlete.

SUBCHAPTER DC-10 DECLARATION OF STARTERS – ORDER OF STARTING

DC947 Declaration of starters

1. In CAIOs and Championships, the Chefs d'Equipe must declare, in writing, the composition of the Team and declare the names of Individual Athletes at the latest one hour after the First Horse Inspection.
2. The declaration of starters may not take place before the end of the first Horse Inspection.
3. Chefs d'Equipe (At CAIs – the Athlete) must declare in writing at least one hour before the scheduled start time of the Competition the names of the Athletes' horses, chosen from those already definitely entered and approved at the First Horse Inspection, who will be starting in each Competition.
4. At all CAI Events additional Horses may be brought to the Showgrounds at the discretion of the Organising Committee, provided they can be properly identified by an identifying coloured number which must be attached to the harness at all times when the horse is out of the stable. The horses must comply with all the applicable requirements of the Veterinary Regulations. The additional Horse must be presented and identified at the First Horse Inspection, where the FEI Chief Driving Steward, will also paint one hoof in a distinctive colour and ensure that the paint mark remains visible throughout the Event.

4.5 Any special request from Athletes regarding starting order of their turnout(s) must be given to the Technical

Delegate in writing within one hour after the Horse Inspection. All requests not handed in as per this rule may not be considered. *BOD 1/16/16 Effective 2/1/16*

DC948 Starting Order

At USEF-licensed National Events (CAN), the method of determining the order of starting for Driven Dressage for Advanced division athletes will be at a time determined by the Organizer and published in the Prize List/Omnibus:

- a) Random computer generation used in the electronic scoring program.
- b) A draw wherein Athletes will pull a number from a receptacle containing time for the starting positions. This may be done at either the time of Registration or at the First Horse Inspection.

1. Starting Order for CAIs

1.1 Starting order for the first competition for CAIs

1.1.1 The starting order will be a computer generated draw or a physical draw (physical draw is mandatory for World Cup Qualifiers), both held in any case in the presence of the President of the Ground Jury.

1.1.2 Starting Order for the second and third competitions at CAIs:

The Athletes will go in reverse order of the results in the previous competition(s).

The starting order will be:

- a) Retired Athletes, followed by
- b) Eliminated Athletes, followed by
- c) The Athletes competing twice with their turnout in the lowest placing, followed by
- d) The remaining Athletes, commencing with the highest number of penalties, so that Athletes with the least number of penalties achieved without Retirement or Elimination will start last.

2. Starting order for CAIOs and Championships

2.1 Starting order for Dressage for CAIOs and Championships

2.1.1 Draw of Individual Athletes:

- a. Draw an Athlete's name
- b. Draw a starting position (President of Jury or Foreign Judge to draw).
- c. Enter name in starting order this is then repeated for all individual Athletes.

2.1.2 Draw for order of Nations with teams:

- a. Draw a nation.
- b. Chef d'equipe draws position of the nation.
- c. Nation position entered.
- d. Chef d'equipe designates the first team member.
- e. Chef d'Equipe then draws for position A, B or C.
- f. Athlete's name is entered in appropriate position.
- g. This is then repeated for remaining team members.
- h. Procedure is then repeated for All nations.

Nations are then listed in numerical

Enter Team Athletes are entered in the starting order for Dressage as follows:

- a. Athlete A of Nation 1 is entered in the first free starting position.
- b. Athlete A of Nation 2 is entered into the next free position.
- c. This is repeated for all remaining nations.

This procedure is then repeated for Athletes B and C of all nations.

2.2 Starting Order for Marathon for CAIs, CAIOs and Championships

The Athletes will go in reverse order of the results in Dressage, so that the Athlete with the most penalty points from Driven Dressage will go first and the Athlete with the fewest Penalties goes last. In the event of equal Driven

DC - DRIVING COMBINED DIVISION

Dressage penalties between Athletes the President of Jury will draw for their position order of start for Marathon.

The order of starting will be:

- a. Retired Athletes, followed by
- b. Eliminated Athletes, followed by
- c. The remaining Athletes, commencing with the highest number of penalties after Dressage, so that Athlete with the least number of penalties achieved without Retirement or Elimination will start last.

2.3 Starting Order for Cones for CAIOs and Championships

The Athletes will go in reverse order of the results in Dressage and Marathon, so that the Athlete with the most penalty points from Driven Dressage and Marathon will go first and the Athlete with the fewest Penalties goes last. In the event of equal Driven Dressage and Marathon penalties, the result of the Marathon decides.

The order of starting will be:

- a. Retired Athletes followed by,
- b. Eliminated Athletes followed by:
- c. The remaining Athletes, commencing with the one with the highest number of penalties after Dressage and Marathon, so that the Athlete with the least number of penalties achieved without Retirement or Elimination will start last.

In the Event of Athletes having equal scores, the procedure set out in the above paragraph will apply.

All Cone-Driving outside a combined competition starts with a draw.

SUBCHAPTER DC-11 DRIVEN DRESSAGE

DC949 General

The object of the Driven Dressage Test is to judge the freedom, regularity of paces, harmony, impulsion, suppleness, lightness, ease of movement and correct bending of the horses on the move. Athletes will also be judged on style, accuracy, and general control of their horses, and also on their dress, condition of their harness and Carriage and the presentation of their whole turnout.

DC950 The Arena

1. The Driven Dressage arena must be 100m x 40m and laid out in accordance with the Annexes for all classes at Championship and CAIO events and for all classes of Four-in-Hand at CAI Events.
2. At CAI Events a smaller arena, measuring 80m x 40m and laid out in accordance with the Annexes, may be used for all classes of Singles and Pairs, in which case the loops of the serpentine must be reduced from five to three.
3. In Youth categories, the Driven Dressage Arena must be 80 x 40 m. The Organiser must ensure that the arena is enclosed.
4. Organisers must ensure that arrangements are in place so that spectators cannot approach closer than 5 meters from the edge of the arena.

DC951 Driven Dressage Tests

Approved Tests

Details of approved FEI Driven Dressage Tests are shown on the FEI website. The schedules for all events must state clearly which of these Tests is to be used.

DC952 Conditions

1. Entering the Arena

An Athlete who enters the arena before the starting signal or who fails to enter the arena within 90 seconds of the starting signal may be Eliminated, at the discretion of the President of the Ground Jury.

At USEF-licensed National Events (CAN), should there be any difficulty entering the arena, the Athlete may request

permission from the Ground Jury to be led into the arena by the groom(s). No Athlete can be required to drive before his scheduled time.

2. Memory

The FEI Driven Dressage Test must be driven from memory. Speaking or indication given by a groom will incur 10 penalties (10 penalties can only be given once per Test).

3. Lameness

3.1 If the President of the Ground Jury observes a case of marked lameness, he must disqualify the horse and eliminate the Athlete. There can be no appeal against this decision.

3.2 In doubtful cases, after the Athlete has finished his test, the President of the Ground Jury may have the horse checked immediately by the Veterinary Delegate outside the arena. The horse will be checked while harnessed to the carriage. If the Veterinary Delegate confirms the lameness the horse must be disqualified and the Athlete eliminated.

3.3 In Competitions where additional Dressage arenas are being used, the duty of the President of the Ground Jury as indicted above shall fall under the responsibility of Judge at C of the applicable arena.

DC953 Judging

1. Positions of Judges

When there are five Judges officiating they may be seated at CRSVP, if there are three judges the places may be CBE or CEP or any letter around the arena depending on the driven Test and the Judge's best view. The President will decide the positions. For all CA11*, when there are two (2) judges officiating, they may be seated at C and B or C and E.

2. Allocation of marks

The Judges will allocate their marks individually. There will be no consultation among Judges once the Athlete has started the Test. Only the Judge at C may give penalties for incomplete presentation or incidents.

3. Multiple Turnouts

Pairs and Four-in-Hands will be judged as a whole and not as individual Horses.

4. Pace

The definition of paces under DC 955.2- movements will apply to all types and breeds of Horses.

5. Start and Finish

The test starts as the Athlete enters the Arena at A, unless otherwise stated, and Finishes with the final salute. Tests are not timed. The Athlete will leave the Arena at a trot.

DC954 Movements and their descriptions

1. Halt

The Horse must stand square, straight and motionless, remaining on the bit.

2. Walk

With a regular four beat movement, the Horse, remaining in a light contact, walks energetically, supple, with even and determined strides with the hind feet touching the ground in front of the foot prints of the fore feet and stretching forwards downwards.

3. Free Walk

Same definition as for the Walk, but in addition, gaining ground as much as possible, clearly lengthening the frame and stretching forwards downwards.

4. Working Trot

A forward, active trot with the horse on the bit, carrying himself in balance and rhythm with even, elastic steps and good hock action and clear impulsion. The steps of the hind feet must at least be touching the ground in the foot-prints of the fore feet.

5. Collected Trot

The horse remains on the bit and moves energetically forward with a greater degree of engagement, leading to an increased flexion of the hocks and fetlock joints and raising up with the forehand, thus allowing for more mobility and elevation of the strides. The neck will be raised and more arched, with the poll the highest part, the nose should not be behind the vertical, or the neck restricted. The hind legs should take more weight and cadence should be visible.

6. Extended Trot

6.1 The Horse lengthens his stride to cover as much ground as possible as a result of greater impulsion from the hindquarters. The Athlete allows the Horse, remaining “on the bit” without leaning on it, to lengthen its frame to gain ground, with the nose slightly in front of the vertical. The hind feet must clearly over track the prints made by the fore feet.

6.2 The Horse must remain in balance while maintaining the same rhythm with strides of equal size. Hurried strides is not asked for, and is a severe fault.

7. Medium Trot

Between the defined Working Trot and Extended Trot. The Horse lengthens his stride to cover less ground than asked for in the Extended Trot but more ground than asked for in the Working Trot as a result of greater impulsion from the hindquarters. The Athlete allows the Horse, remaining ‘on the bit’ without leaning on it, to lengthen the frame to gain ground, with the nose slightly in front of the vertical. The hind feet should overtrack the footprints made by the fore feet. The Horse must remain in balance while maintaining the same rhythm with strides of equal size. Hurried strides is not asked for and is a severe fault.

8. Working Canter

8.1 A forward, active pace with regular strides of three time beat. The Horse, showing good balance, remains on the bit without leaning on the hand, and goes forward with light cadenced strides and good hock action.

8.2 A Canter to the right, for instance will have the footfalls follow one another in the following sequence: left hind, left diagonal (simultaneously left fore and right hind), right fore, followed by a moment of suspension with all four feet off the ground before the next stride begins.

8.3 The quality of the Canter is judged by the general impression, and the regularity and lightness of the three-beat pace in a clear uphill tendency. The Horse must be on the bit and well engaged in the hindquarters with good hock action, and must have the ability to maintain his rhythm and natural balance throughout the movement and the transitions. The Horse must remain straight on straight lines and correctly bent on curved lines.

9. Collected Canter

Horses strides are shorter than in working canter, the hocks maintain a clear impulsion and the hind legs take more weight; the point of gravity is moving backwards and the neck and poll coming up more and more with the nose always a bit in front of the vertical showing a clear uphill tendency and self-carriage; the basic is a clear three beat and a light steady contact with suppleness and elasticity.

10. Extended Canter

In extended canter the Horse covers as much ground as possible with obviously lengthened strides and frame; there should be no hurried strides and the nose should be always in front of the vertical not losing balance and uphill tendency. There should be clear transitions into and out of the extended canter.

11. Reinback

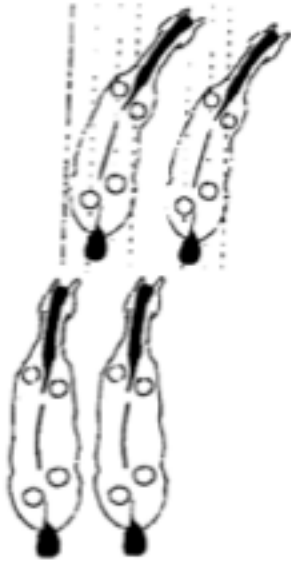
11.1 The Horse must walk backwards in a straight line, with the legs being lifted and set down in diagonal pairs. The Horse must remain on the bit, straight and not evade or resist the contact, the poll should remain the highest point.

11.2 Transition to the next movement must be immediate and smooth.

12. Shoulder-In

12.1 Shoulder in for the Driven Horse is performed in Collected Trot. The leaders are positioned so that the outside leader's tail is in front of the head of the pole. The leaders' shoulders are taken to the inside with a constant angle of approximately 30 degrees and a slight but consistent bend in the neck. The inside hind leg strides forward into the line of the outside front leg so that the Horses are working on three tracks. Impulsion, rhythm and engagement must be maintained throughout.

12.2 Too much bend in the neck results in loss of rhythm and suppleness. The wheelers must remain straight with no counter bend.



13. Diagonal Yield

Horse nearly parallel to Center line, crossing legs diagonally, hind direction diagonal front together, with slight flexion to the inside.

14. Stretching the frame

Letting the Horse take the reins, stretching long and low – forwards and downwards at least to the point of the shoulder over the back while keeping the same rhythm and impulsion. The Athlete must keep the reins without losing the contact and bring the horse back to the preceding elevation as soon as the stretching has been shown.

15. Transitions

Changes of pace must always be made smoothly and promptly with the Horse remaining in balance and on the bit. A transition must be completed as the nose of the Horse arrives at the prescribed marker, unless otherwise stated.

16. Change of Pace and Movement

Changes of pace and movement are made when the heads of the leaders reach the point indicated in the test.

17. Terminology

The following must be considered when judging Driven Dressage movements:

1. Obedience and Lightness – willing response to aids without resistance and correctness of bend.
2. Regularity – the regularity, evenness and rhythm with which the Horse puts his feet to the ground.
3. Contact – the connection through the reins between the Athlete's hands and the Horse's mouth. It should be soft and steady at all times.
4. Impulsion – the willingness of the Horse to go forward energetically at all times and to respond quickly and evenly to changes of pace. The Horse must remain in balance while maintaining the same tempo with strides of equal size.
5. Straightness – carrying the head, neck and body in a straight line with the weight evenly divided among the legs. On curved lines the hind legs need to follow the footprints of the forefeet (no escaping or swinging out)

DC - DRIVING COMBINED DIVISION

6. Collection – roundness and engagement with good hock action, elevated poll allowing the shoulders to move with ease. The Horse's energy is contained in a more deliberate pace than the Working Trot.

The haunches are more compressed, the croup is lowered and the forehead elevated to the same degree. The stride is shorter but more powerful than the Working Trot and the front legs will move from the shoulder with greater agility resulting in lightness and greater mobility throughout. The neck should be more arched. The shortening of the frame is not and never should be a result of pulling back but rather of asking and allowing the Horse to move forward into the Athlete's hand.

1. Accuracy – Correctness, roundness and correct size of figures and lines (including corners) as asked in the Test. *BOD 1/16/16 Effective 2/1/16*

DC955 General Impression

1. Principle

There are five boxes at the end of the Judges Score Sheets for marks on General Impression observed by the judges throughout the whole test.

2. Paces

Regularity and freedom (if Four-in-Hand, or Pair, maintenance of pace by all horses). The quality of paces in each movement is marked under the appropriate movement. The mark for the general impression must reflect paces and transitions during the whole test.

3. Impulsion

Moving forward, engagement of the hind quarters (if Four-in-Hand or Pair, all Horses working). The level of impulsion may vary between movements and pace, but the mark for impulsion must reflect the performance of the Horses throughout the Test, in all trot and canter paces.

4. Obedience and Lightness

Response to aids - willing and without resistance, correctness of bend, suppleness, acceptance of the bit.

5. Athlete

Use of aids, handling of reins and whip, position on the box, accuracy of figures. The mark must reflect the consistent level of accuracy and quality of transitions.

6. Presentation

6.1 Dress of Athlete and Grooms, cleanliness, fitness, matching and condition of Horses, carriage and fitting and correctness of harness.

DC956 Scoring

1. Marks

1.1 Marks out of 10 will be awarded for each numbered movement and for each heading under General Impression on the following basis:

10.0: Excellent	4.0: Insufficient
9.0: Very Good	3.0: Fairly Bad
8.0: Good	2.0: Bad
7.0: Fairly Good	1.0: Very Bad
6.0: Satisfactory	0: Not Executed
5.0: Sufficient (Marginal)	

1.2 Half marks can be awarded.

2. Error of Test

If an Athlete attempts to perform a movement, or attempts to maintain the pace required, and fails to do so, but does not deviate from the track, the President of the Ground Jury may either treat it as an "Error of Course" (see

paragraph 3 below), or he may decide to leave the Judges to give the movement an appropriate mark. If an Athlete makes no effort to perform a movement in a Test then it may either be treated as an Error of Test or as an Error of Course at the discretion of the President of the Jury.

3. Error of Course

3.1 An "Error of Course" is when an Athlete deviates from the required track or when a movement is performed at the wrong pace, or omitted altogether.

3.2 In the event of an Athlete making an Error of Course, the President of the Ground Jury will ring the bell and stop the Athlete. The Athlete must then resume the Test from the beginning of the movement where the error was made. If the Athlete is in any doubt, he may ask the President of the Ground Jury for guidance, without incurring any penalties.

4. Disconnected or Broken Harness

If the reins, pole strap, chains or trace become disconnected or broken, or should the Horse get a leg over the pole, trace or shaft, the President of the Ground Jury must ring the bell and a Groom(s) must dismount and re-connect or repair as appropriate. The Athlete will be penalised for a Groom(s) dismounting.

5. Disobedience

Any resistance in the forward movement, kicking or rearing is considered to be disobedience and will be penalised by the Judge at C, as follows:

1st Incident	5 penalties
2nd Incident	10 penalties
3rd Incident	Elimination

6. Carriage overturn

A Carriage overturn is elimination.

DC957 Summary of Driven Dressage Penalties

Athletes are liable to the following penalties:

Description	Ref. Article	Penalties
Part of the turnout leaving the arena during a movement		Mark down for inaccuracy
The whole turnout leaving the arena		Elimination
Athlete dismounting	943.2.10 & Annex 9	20 penalties
Entering the arena without a whip	928.4.2	10 penalties
Dropping or putting down a whip	928.4.3	10 penalties
No breeching if carriage has no brakes	937.1.1 940.1.14	Elimination
No breeching for Singles	940.1.14	Elimination
Use of bandage or brushing boots (Horse to be inspected after Test)	940.2.1	10 penalties
Contravening the Rules on Advertising	941.3	Yellow Warning Card
If a Groom handles the reins, brake or uses the whip	943.2.5, 945.2.1.2	20 penalties
Groom speaking or giving indications	945.2	10 penalties
Physical outside assistance	945.1 & 945.2	Elimination
Groom(s) dismounting First incident Second incident Third incident	943.2.11 & Annex 9	5 penalties 10 penalties Elimination
Early or late entry	952.1	Possible Elimination
Lame horse	952.3	Disqualification of the Horse and elimination of the Athlete
Incomplete presentation (Athlete, Groom Carriage)	928	5 penalties
Errors of course: First occasion Second occasion Third occasion	956.3	5 penalties 10 penalties Elimination
Disobedience: First incident Second incident Third incident	956.5	5 penalties 10 penalties Elimination
Carriage overturn	956.6	Elimination

DC958 CLASSIFICATION

1. Total Marks

1.1 The individual marks awarded by each Judge for each movement and for General Impression will be added together and divided by the number of Judges to obtain the average score.

1.2 In order to adjust the influence of Driven Dressage on the whole event, where the total possible marks for the test

are greater than 160, the average score will be multiplied by the coefficient printed on the score sheet to obtain the adjusted average score to be used in the results.

- 1.3 Penalties are only awarded by the President of the Ground Jury at C. Any penalties will be deducted from the average adjusted score and the final total will be deducted from 160 to obtain the penalties for the test.
- 1.4 Scores will be calculated to two decimal places.
- 1.5 The Athlete with the lowest score in penalties will be the winner Driven Dressage.

SUBCHAPTER DC-12 MARATHON

DC959 General

The objective of Marathon is to test the fitness, stamina and training of the Horses, and the driving skill, judgment of pace and general horsemanship of the Athlete.

DC960 The Course

1. General
 - 1.1 Maximum Distances and speeds must not be exceeded.
 - 1.2 These speeds may be reduced by the Technical Delegate and the President of Jury in the case of adverse weather or ground conditions.
 - 1.3 In CAI2* and 3* the Course must consist of two or three Sections. In CAIO4* and above, the Course must consist of three Sections. The distance must be as close to maximum distance as possible for Championships.
 - 1.4 The actual distance and time allowed in the Transfer section to be confirmed by the Technical Delegate in conjunction with the President of the Ground Jury.
 - 1.5 The total distance in Section B should be approximately one km per obstacle and preferably not less than 700m between two consecutive obstacles. The total distance in Section B must include the distances through the obstacles.
 - 1.6 The distances between the end of one Section and the start of the next must not be included in the total length and time of the course.
2. Marathon:
 - 2.1 CAIO4* and above

(Three Section Marathon)

Section	Maximum distance	Minimum distance	Pace	Speed km/hr	
				Horse	Pony
A	8000 m	5000 m	free	15	14
Transfer	1500 m	800 m	free		
B	9000 m	6000 m	free	14	13

2.2 CAI 3*

Option 1 – Three Section Marathon:

Section	Maximum distance	Minimum distance	Pace	Speed km/hr	
				Horse	Pony
A	8000 m	5000 m	free	15	14
Transfer	1500 m	800 m	free		
B	9000 m	6000 m	free	14	13

Option 2 – Two Section Marathon:

Section	Maximum distance	Minimum distance	Pace	Speed km/hr	
				Horse	Pony
A	9000 m	6000 m	free	Max. 13 Min. 11	Max. 12 Min. 10
B	9000 m	6000 m	free	14	13

2.3 CAI2* and USEF-licensed National Events (CAN 2*, CAN-O). BOD 1/16/16 Effective 4/1/16

Option 1 – Three Section Marathon:

Section	Maximum distance	Minimum distance	Pace	Speed km/hr	
				Horse	Pony
A	8000 m	5000 m	free	15	14
Transfer	1500 m	800 m	free		
B	7500 m	5000 m	free	14	13

Option 2 – Two Section Marathon:

Section	Maximum distance	Minimum distance	Pace	Speed km/hr	
				Horse	Pony
A	9000 m	5800 m	free	Max. 13 Min. 11	Max. 12 Min. 10
B	7500 m	5000 m	free	14	13

2.4 CAI 1* combined Marathon-Cones and USEF-licensed national events: CAN 1*

A maximum of two Marathon-type obstacles and 8-12 cone-type obstacles. Only a time limit is allowed.

A combined Marathon-Cones Competition is run as Fault Competition (penalties for obstacles knocked down) with a time allowed. Classification is according to penalties and driven time. The speed is 230 m/min. For penalties, please refer to Article 969.2. BOD 1/16/16 Effective 2/1/16

Maximum distance	Minimum distance	Pace
800 m	600 m	free

2.5 CAI-CH (Children)

Section	Maximum distance	Minimum distance	Pace	Speed km/hr
				Pony
A	8000 m	5000 m	free	14
Transfer	1500 m	800 m	free	
B	7500 m	6000 m	free	13

Option 2 – Two sections Marathon

Section	Maximum distance	Minimum distance	Pace	Speed km/hr
				Pony
A	6000 m	3800 m	free	Max 12 Min 10
B	7000 m	3500 m	free	13

1 The Section A can be organized in a closed area. In this case the Athlete must warm up the pony for a minimum of 20 minutes under the supervision of a Steward.

2 At least 1 km per Obstacle.

2.6 Para-Equestrian Driving - CPEAI

Option 1 – Three sections Marathon

Section	Maximum distance	Minimum distance	Pace	Speed km/hr	
				Horse	Pony
A	6000 m	3000 m	free	15	14
Transfer	1000 m	800 m	free		
B	8000 m	3500 m	free	14	13

Option 2 – Two sections Marathon

Section	Maximum distance	Minimum distance	Pace	Speed km/hr	
				Horse	Pony
A	7000 m	3800 m	free	Max 13 Min 11	Max 12 Min 10
B	8000 m	3500 m	free	14	13

³At least 1 km per Obstacle.

3. Compulsory rests

A safety check of the turnout must be made before the start of Marathon and during the 10 minute hold at the end of the Transfer Section (Option 1) or Section A (Option 2). Compulsory rests.

3.1 There must be a compulsory rest of not less than 10 minutes in the designated rest area prior to the start of Section B.

3.2 The area of the compulsory rest should, if possible, provide some shade and must be large enough to accommodate three turnouts at once and have room for additional motor vehicles.

3.3 Water must be provided at the rest area for the Horses.

3.4 A farrier must be available at the rest area. If the Athlete has to wait for the Farrier for any reason beyond his control, then the Athlete will be credited with that time.

3.5 In exceptional circumstances, the minimum time required for the Compulsory Rest may be increased by the President of the Jury in consultation with the Technical Delegate

3.6 If a Horse is not accepted by the Veterinarian at the rest area after 10 minutes the Horse and Athlete will be Eliminated.

3.7 Turnouts may only stand or walk within the rest area.

4. Section and direction signs

4.1 The beginning and end of each Section must be marked with a pair of Red and White flags.

4.2 The entire Course must be clearly marked with yellow direction markers placed, wherever possible, on the right hand side of the track to be clearly visible to the approaching Athlete. A confirmation directional arrow must be placed after every significant turn.

4.3 Sections A and B must have a marker at every kilometer. In Section B the measurement of the kilometers must include the distances through the obstacles.

4.4 The marker for a kilometer occurring within an obstacle should be placed on the post supporting the red exit flag.

5. Compulsory turning flags

5.1 Sufficient red and white compulsory turning flags must be positioned on the Course to ensure that all Athletes follow the designated track. Athletes must leave the red flags on their right and the white flags on their left. These compulsory turning flags must be numbered consecutively in each Section and they must be placed so they are clearly visible to Athletes from a reasonable distance.

5.2 The location and number of the Flags must be marked on the map of the Course to clearly indicate the correct

DC - DRIVING COMBINED DIVISION

route to be driven between the compulsory turning flags before and after each obstacle. In addition, a list showing the order for driving compulsory turning flags and obstacles must be provided for Athletes and Officials.

5.3 Ground Observers must record the Athlete's track through the compulsory turning flags; If any compulsory turning flags are missed out or passed in the wrong sequence, the details must be reported to the member of the Ground Jury or Technical Delegate as soon as possible.

6. Paces

6.1 The finish of Section B must not be more than 300 m from the exit of the last Obstacle unless the Technical Delegate grants an exception. If the last obstacle is situated within 300m of the finish, the Athletes may stop within 30m of the out gate of the obstacle to repair a broken or detached harness without penalty. A 30m marker will be placed on the track to indicate this point if the last obstacle is within 300m of the finish.

6.2 Between last obstacle (or 300m) and finish, pace must be trot or walk only. The Athlete will accumulate one penalty point for each 5 seconds the turnout is not at the walk or trot.

DC 961 Obstacles in Section B

1. Number of Obstacles

1.1 The maximum number of Obstacles, natural or artificial, is eight in CAI3* and CAIO and seven in CAI2*. The minimum number is six in CAI3* and CAIO and the minimum is five in CAI2*.

1.2 For senior Championships there must be eight obstacles. For Junior and Young Driver Championships, the maximum number of obstacles is six.

1.3 For Children, the maximum number of obstacles allowed is five (5) with four (4) gates each (A,B,C,D only).

1.4 For Para-Equestrian Driving, the maximum number of obstacles is six.

2. Sketches of Obstacles

Accurate sketches of each Obstacle, showing the location of the compulsory gates, Dislodgeable/Detachable Elements and Entry/Exit Flags must be made available to Athletes, team and Event Officials before the first inspection of the Course.

3. Design and Construction of Obstacles

3.1 The number of each Obstacle must be clearly displayed on the post supporting the Red Entry Flag.

3.2 The Entry and Exit of each Obstacle must be marked by Red and White Flags (red on the right and white on the left), not less than 20 m from the nearest lettered gate, unless the Technical Delegate grants an exception.

3.3 The track through an Obstacle should not exceed 250m on the shortest, 2.5m drivable route. That is not narrower than 2.5m at any point, between the entry and exit flags The track may exceed 250m in exceptional circumstances, at the discretion of the Technical Delegate.

3.4 Obstacles must be at least 700m apart. The Technical Delegate may grant an exception.

3.5 Obstacles must be clearly numbered in the sequence in which the Athletes are required to drive them.

3.6 Obstacles must not include any feature, which might cause damage or injury to the Horses.

3.7 Artificial obstacles should be solidly constructed and firmly fixed, so that they are unlikely to be moved or broken during the Competition.

3.8 If the Course Designer includes any element in an obstacle, which in the opinion of the President of the Jury and Technical Delegate could frighten the Horses, an alternative route must be provided, within the Obstacle.

3.9 Where a constructed water crossing is included in an obstacle, the depth of the water must not be more than 30cm. Where natural water is used the Technical Delegate may allow a maximum depth of 50cm. The bed of any water crossing must be firm. Where water depth exceeds 50cm a substantial fence, firmly fixed, must be constructed, to prevent Horses going into deep water.

3.10 If a barrier for crowd restraint is required, by local regulations or the Organiser, it must not be positioned closer than 20m from the nearest element in the obstacle, unless the Technical Delegate grants an exception.

4. Compulsory gates

- 4.1 Obstacles will include compulsory gates marked with red and white letters, which should be marked A up to F, indicating the sequence in which they must be driven.
- 4.2 As an alternative option, a maximum of two letters can be used twice in the same obstacle.
- 4.3 The height of all elements within a compulsory gate must not be less than 1.30 metres.
- 4.4 The minimum width of a compulsory gate is 2.50 metres.

5. Dislodgeable/detachable elements

- 5.1 The Course Designer may choose any type of dislodgeable/detachable element with a preference for balls such as used in Cones.
- 5.2 All dislodgeable/detachable elements may not interfere with, or cause injury to the Horse or damage to the carriages, when they are dislodged.
- 5.3 The cups that hold the ball on a dislodgeable element should be a standard 45 - 55mm pipe to hold the balls from the cone driving competition. The cups must be of sufficient depth so that the ball does not rest on the post.
- 5.4 The number of dislodgeable/detachable elements must not exceed 24 in total. When mobile Elements are used, this number can be increased.
- 5.5 Athletes will incur 2 penalties for each element dislodged.
- 5.6 A dislodgeable/detachable element is "live" at all times until it is dislodged or completely detached.
- 5.7 An Athlete or Groom who attempts to prevent a dislodgeable/detachable element from being dislodged will incur 10 penalties.

6. Obstacles in a Combined Marathon course.

6.1 Width of cones. The following clearances shall apply.

Division Class	Cones Width
Horse Four-In-Hand	1.80m to 1.90m
Horse Pair	1.70m to 1.80m
Horse Single	1.50m to 1.60m
Ponies Four-In-Hand	1.70m to 1.80m
Ponies Pair	1.50m to 1.60m
Ponies Single	1.40m to 1.50m

6.2 Marathon-type obstacle width of gates. The following shall apply.

Division Class	Cones Width
Horse Four-In-Hand	3.50m to 4.00m
Horse Pair	3.50m to 4.00m
Horse Single	3.00m to 3.50m
Ponies Four-In-Hand	3.00m to 3.50m
Ponies Pair	3.00m to 3.50m
Ponies Single	3.00m to 3.50m

BOD 1/16/16 Effective 2/1/16

DC962 Inspection of the Course

1. Visit of the Technical Delegate

At least five (5) days before Marathon, the entire Course, including the obstacles, must be available for inspection and approval by the Technical Delegate.

2. Briefing for Athletes and Officials

2.1 The Technical Delegate must arrange a briefing for members of the Ground Jury and the chefs d'equipe (Athletes at CAI Events) prior to the official opening of the Course.

DC - DRIVING COMBINED DIVISION

- 2.2 Ground Observers, obstacle observers and time keepers must be briefed by the Technical Delegate or his designated representative before the start of Marathon.
- 2.3 Copies of maps of the entire Course must be available at the briefing, for those requiring them. The maps must show each Section, the location of all the Obstacles and numbered compulsory turning flags, kilometre markers, and any areas of the Course which are closed to motor vehicles.
- 2.4 Drawings of the obstacles must be available for chefs d'equipe, Athletes and Officials during the briefing.
- 2.5 A list showing the order for driving compulsory turning flags and obstacles must also be made available.
3. Inspection of the Course by Athletes.
 - 3.1 At least 48 hours before the first Athlete is due to start Marathon, the whole Course must be open for inspection by the Athletes, except under exceptional circumstances, when Organisers have the option not to open Section A for inspection, with the agreement of the Technical Delegate.
 - 3.2 The Technical Delegate may impose restrictions on the means of access to certain parts of the Course.
 - 3.3 The course is closed for inspection from the time the first Athlete starts Section A. The Obstacles in Section B may be left open until the first Athlete starts Section B.
 - 3.4 Athletes using motor vehicles must remain on the roads and tracks designated by the Technical Delegate.
 - 3.5 The Obstacles may only be inspected on foot. No motor vehicles or bicycles may be taken inside any part of an obstacle. Failure to comply will be penalised by the issue of a Warning for the first infringement and a Yellow Warning Card for the second. Athletes with disabilities must obtain dispensation from the Organiser to be exempt from this DC and their vehicles clearly identified.
 - 3.6 On allocated Championships venues. Athletes must not ride a Horse or drive any Horse drawn vehicle through the Obstacles in the 30 days prior to the Event in which they are competing.

DC963 Times

1. Timetable

- 1.1 A timetable showing the start of Section A and the time table of each Section, including the compulsory rest, must be drawn up by the OC for the Ground Jury and Technical Delegate. It must be adjusted in the event of unforeseen circumstances and redistributed.
- 1.2 A timetable showing the starting time for each Athlete on Section A must be provided to the Athletes and the timekeeper at the start of Section A. Running order lists must be provided to all other timekeepers, ground observers and obstacle observers.

2. Times in Sections

- 2.1 The Time Allowed in all Sections is calculated according to the average speed selected for that Section.
- 2.2 The Minimum Time in Section A is two minutes less than the Time Allowed.
- 2.3 The Minimum Time for Section B is three minutes less than the Time Allowed.
- 2.4 The Time Limit for Section A and Transfer section is the Time Allowed plus 20%. The Time Limit for Section B is twice the Time Allowed.
- 2.5 An Athlete who exceeds the Time Limit in any section will be Eliminated.

3. Timing

- 3.1 Electronic timing equipment should be used for the timing of Athletes in each Section and the obstacles, whenever possible.
- 3.2 Time Keepers at the start and finish of each Section must record the start and finishing times for each Athlete on the Section Timer Record and enter the time on the Athlete's Marathon (Green) Time Card.

4. Start and finish

- 4.1 Athletes should be at the start of Section A at least 10 minutes before their published Start Time.
- 4.2 If an Athlete is not ready to start Section A at his scheduled time, the Timekeeper will start him at the earliest

available time at his discretion, and record the actual starting time, which must be reported to the Technical Delegate and President of Jury, for onward transmission to the Scorer, at the earliest opportunity. The Athlete will be penalised 0.25 of a penalty per second of the time elapsed between his scheduled start time and the time he was ready to start and he must not be allowed to start less than 2 minutes before the next Athlete's starting time. For the avoidance of doubt, Athletes will not be penalised where the start of Section A is delayed for organisational reasons.

- 4.3 Athlete must start each section from the halt with the leading horse behind the line. The Timekeepers will count down to the start time. If an Athlete starts before the Timekeeper gives him the authorisation, he will be recalled, a new start will be given and the Marathon Time Card will be amended. If the Athlete fails to stop he may be eliminated. A member of the Ground Jury must be made aware of the circumstances as soon as possible.
- 4.4 The timing of the section ends when the nose of the leading horse has passed the finish line. Section penalties will apply until the whole turnout has passed the finish line. Section penalties will apply until the whole turnout has passed the finish line.
5. Time Penalties in the Sections
- 5.1 In all Sections, Athletes will be penalised 0.25 of a penalty per second for exceeding the Time Allowed.
- 5.2 Athletes completing Section A and B in less than the minimum time will be penalised 0.25 of a penalty point for each second they are early.

DC964 Penalties on the Marathon Course

1. Whips

Whips, if carried, can only be used by the Athlete. Failure to comply will incur 20 penalties.

2. Error of Course

If an Athlete fails to pass through a compulsory turning flag (CTF) in the designated sequence, he may return to the point of error and drive the CTF, provided he has not driven the following CTF or the next Obstacle. An Athlete who fails to pass through a CTF in the published sequence and direction will be Eliminated, (except multiple CTFs which are to be driven several times with different numbers).

3. Deviation from the Course

3.1 Athletes must not deviate from the track for the last 300 metres or between the last Obstacle and the Finish of Section B. Athletes who stop, circle, zig- zag or leave the track in any other way will incur 10 penalties for each occurrence.

3.2 Exception: See DC 960.6

4. Incorrect pace

Should one or more Horses break into a canter within the last 300 m before the finish and is not corrected within five seconds the Athlete will incur 1 penalty for every occurrence. If the break continues, the Athlete will incur 1 penalty for every additional completed period of five seconds.

5. Dismounting

- 5.1 Outside the obstacles in Section B, Grooms and Athletes are not allowed to dismount unless the carriage is stationary. If the vehicle is not stationary, either or both Groom(s) dismounting will incur 5 penalties, the Athlete dismounting will incur 20 penalties.
- 5.2 The Athlete and all Grooms must be on the carriage as it crosses the Start and Finish lines and passes through the Compulsory Turning Flags in each Section. Failure to do so incurs 5 penalty points for grooms and 20 penalty points for Athlete on each occasion.
- 5.3 In exceptional circumstances, if warranted due to the condition of the terrain or weather, the Technical Delegate and the President of the Ground Jury may permit Grooms in competitions for ponies and single horses to run behind their carriage on designated parts of the course.

6. Stopping

6.1 Athletes may stop for repairs to carriages or harness or for any reason beyond the Athlete's control, anywhere on the course other than while negotiating an obstacle, without incurring penalties, other than loss of time, except as in 960.8.

6.2 Athletes will incur 1 penalty point for each commenced ten seconds that they remain stopped on the course for any other reason.

6.3 If an obstacle is situated within 300m of the finish line, an Athlete is allowed to stop to carry out necessary repairs as long as he stops within the signed 30 metres after leaving the last Obstacle to make necessary repairs to the harness or carriage without penalty. Stopping for any other reason between the last Obstacle or the 300 meter sign, whichever is closer to the Finish Line in Section B will incur 10 penalties for each occurrence.

7. Damaged Carriage/Harness

7.1 At the Finish of Section B any missing or disconnected trace, pole strap or reins will incur 10 penalties for each occurrence.

7.2 At the Finish of Section B a broken or disconnected pole or shaft or bit will incur Elimination.

7.3 Carriages must pass the Finish of Section B drawn by the number of Horses required for the designated class and on the designated number of wheels. Failure to comply will incur Elimination. Broken or missing tires are acceptable.

7.4 Carriage overturn. If the carriage overturns (on the course or in an obstacle), the penalty is elimination and the Athlete may not continue on the Marathon.

DC965 Obstacle Penalties

1. Pace in Obstacles

Athletes may use any pace in the obstacles.

2. Error of Course in an Obstacle:

2.1 Athletes entering any part of an obstacle without first passing through the entry flags or failing to pass through the exit flags on leaving an obstacle without correcting the error will be eliminated.

2.2 The compulsory gates in an obstacle are "free" after an Athlete has passed through them in the correct direction and in the correct sequence. Athletes may, therefore, go through them again in any direction at any time (for example, Athletes must go through A in the correct direction before going through B. A is now "free" and they may go through it again in any direction as often as they like, and so on).

2.3 Athletes, who pass through a compulsory gate in the wrong sequence or direction before it becomes "free" and without correcting the error before passing through the Exit Flags, will be eliminated.

2.4 In order to correct such an error of course, the Athlete must return to and drive through the compulsory gate he missed before continuing through the next compulsory gate in the correct sequence (for example, an Athlete drives through compulsory gates A and B and then goes through D (missing gate C). In order to correct this error of course, the Athlete must go back and drive through gate C before going on to gate D, etc. All gates are neutralised until he reaches this gate. Each error corrected shall incur 20 penalties.

2.5 Passing through the exit gate of an Obstacle without driving all compulsory gates in the correct sequence will be penalised by elimination.

2.6 An Athlete is not considered to have passed through a Compulsory gate in an obstacle until the complete turnout has passed between the flags denoting the Compulsory gate.

3. Dismounting

3.1 Each time either or both Grooms put both feet on the ground in an obstacle, the Athlete will incur 5 penalties.

3.2 Once Grooms have dismounted they are not required to get back on the carriage and need not follow the Athlete through any of the Compulsory Gates in the rest of the Obstacle. Grooms do not have to be on the Carriage when it leaves the obstacle. They can get on the carriage outside of the obstacle.

- 3.3 Each time an Athlete dismounts in an obstacle he will incur 20 penalties He must be on the carriage when it leaves the Obstacle.
- 3.4 In all incidents (for example trace or reins or lead bar over a pole etc) the grooms must dismount and solve the problem (no climbing over horses or pole). Failure to comply will incur 20 penalties.
- 3.5 An Athlete or Groom may only put one foot on any part of an obstacle without incurring penalties. Contravention of this DC will result in 5 penalties.
- 3.6 A Groom may assist the Athlete by leading a horse through the obstacle by the bridle end of the reins. The Athlete will incur 25 penalties in total. See Rules DC 969 and 945.3.
- 3.7 Groom(s) must be on the carriage when the Athlete enters each obstacle on the Marathon. Failure incurs 5 penalties. *BOD 1/16/16 Effective 2/1/16*
4. Disconnecting
Deliberately disconnecting one or more Horses and leading them through any part of the obstacle will be penalized by Elimination.
5. Elimination in an Obstacle
The decision whether an Athlete is eliminated in an obstacle rests entirely with the Ground Jury.
6. Welfare of the Horse
- 6.1 It is the responsibility of the Athlete to stop immediately and put a Groom or Grooms down whenever a Horse has its leg over a Pole, Shaft, when a wheeler has a leg over the lead bar or the leader's trace, or when a Horse is down and remains down. Also, he must stop when instructed to make necessary repairs by a Member of the Ground Jury or Obstacle Observer. However a trace down or a pole strap disconnected needs no repair inside an obstacle. The time will continue to run.
- 6.2 Failure to stop and put the Groom down to correct the situation before leaving the obstacle will incur Elimination.
- 6.3 It is the responsibility of the Athlete to stop immediately and put a Groom or Grooms down whenever a Horse has a leg over a Trace. Also, he must stop when instructed to correct the situation by a Member of the Ground Jury or Obstacle Observer. Failure to stop and put the groom down to correct the situation before leaving the Obstacle will incur 30 penalties. The time will continue to run.
7. Timing
- 7.1 The Athlete will be timed from when the nose of the leading horse passes between the entry flags until the nose of the leading horse passes between the exit flags. Other obstacle penalties will continue to apply until the whole turnout has passed the exit flags.
- 7.2 Electronic timing equipment should be used to time Athletes through the obstacles if at all possible. At Championships, CAIO and CAI3* it is compulsory.
- 7.3 The Time Limit for Athletes in obstacles is five minutes. If Athletes fail to complete the whole obstacle and pass the exit flags within the Time Limit, the Obstacle Observer is to blow two blasts on a whistle indicating to the Athlete that the Time Limit has been reached. The Athlete must then vacate the obstacle as quickly as possible (with assistance if necessary) and may not continue in the Competition.
- 7.4 The time taken for an Athlete to complete an Obstacle shall be recorded to hundredths of a second, either manually or electronically.
- 7.5 There is no rounding of time or conversion to penalty points for individual Obstacles.
8. Hold Ups
- 8.1 If an Athlete arrives at an obstacle while the previous Athlete is still negotiating the obstacle, or if the Obstacle is not ready to be driven, he is to be held at a point on the course approximately 50m from the Entry Flags.
- 8.2 One of the Assistant Obstacle Observers is to stop the Athlete at that point and start his stopwatch. As soon as the previous Athlete is clear of the obstacle, and the Obstacle Observer approves a restart, the Assistant Obstacle

DC - DRIVING COMBINED DIVISION

Observer will restart the Athlete and inform him of the time he has been held. This should be in whole or half minutes.

9. Obstacle video recording

Video recording at each Obstacle is recommended in all Events. Such video recording is compulsory at CAI World Cup™ Qualifiers, CAIOs and Championships.

DC966 Judges

1. Positions

1.1 One member of the Ground Jury must be at the Compulsory Rest before Section B. The Judge should act on the advice of the Veterinary Delegate to decide whether the horses are in a fit condition to continue the competition.

The judge must also supervise the measuring of the carriages and correctness of the Harnessing. See DC 937 & 940.

1.2 One member of the Ground Jury must be at the end of Section B to supervise the inspection of carriages, harness and Marathon Time Cards and when applicable to supervise the weighing of the carriages. An Athlete whose carriage is below the prescribed weight will be eliminated. (See DC 969).

1.3 The rest of the Jury will be positioned by the President of the Ground Jury.

1.4 At USEF-licensed National Events (CAN), members of the Ground Jury at the end of Transfer or Section B are not required to assist the veterinarian in pulse and respiration checks. Organizers should ensure sufficient volunteers are available to assist the veterinarians.

DC967 Officials

1. Ground observers

1.1 Ground Observers should be allocated positions around the course by the Technical Delegate from which they can observe the most critical compulsory turning flags.

1.2 Ground Observers must be given the starting order of Athletes together with copies of instructions and the Ground Observers Report and a Control Sheet.

1.3 Ground Observers must report all incidents for which an Athlete may be penalised, and any other information, to the Ground Jury or a member of the Ground Jury periodically and at the end of their period of duty.

1.4 Ground Observers cannot eliminate or otherwise penalise Athletes. It is the responsibility of the Ground Jury to impose appropriate penalties.

1.5 After the competition, Ground observers must remain in the vicinity of the Secretary's Office until dismissed by the President of the Ground Jury.

2. Timekeepers

2.1 Each Timekeeper will be provided with a chronometer with a "time of day" display and instructed in its use by the Technical Delegate or the Chief Timekeeper. The Technical Delegate or his assistant is responsible for the synchronisation of the "time of day" on all chronometers issued to Officials.

2.2 The Timekeeper at the start of Section A must be issued with the starting time schedule and should ensure that Athletes have been given a Marathon Time Card (Green Card)

2.3 All other Timekeepers at the start and finish of each Section must be provided with the complete list of Athletes and a running order.

2.4 Timekeepers are required to record the start and finish times for their respective Section and to enter them on the Athlete's "Marathon Time Card" and the "Section Timer Record".

2.5 Horses must start from the halt with the nose of the leading horse behind the start line.

2.6 The finishing time will be taken as the nose of the leading horse crosses the finish line. The section is finished as the rear axle has passed the Finish Line.

2.7 After the competition, Timekeepers must remain in the vicinity of the Secretary's Office until dismissed by the President of the Ground Jury.

3. Obstacle observers

3.1 There must be one Obstacle Observer at each obstacle. Each Obstacle Observer must have at least two assistants. The Obstacle Observer must be given a whistle and two stopwatches and instructed in their use by the Technical Delegate or his assistant. They must record the exact time to 1/100th second taken by each Athlete through the obstacle.

3.2 Obstacle Observers must be given a starting order listing all Athletes together with sufficient copies of Obstacle Reports and diagrams to record each Athlete's time and the sequence of the gates through the obstacle as driven.

3.3 In case of incorrect sequence, a drawing of the route must be recorded.

3.4 Obstacle Observers must record and report all incidents to a member of the Ground Jury, as soon as possible after the incident occurred.

3.5 After the competition, Obstacle Observers must remain in the vicinity of the Secretary's Office until dismissed by the President of the Ground Jury.

DC968 Classification

1. Conversion of time to penalties

1.1 The total time taken by the Athlete in the Obstacles will be recorded to 1/100 second and penalties will be calculated to 2 decimal places. Any time over the Time Allowed in each of the Sections will be added together and multiplied by 0.25. Any time under the Minimum Time in Sections A and B will be multiplied by 0.25. There shall be no rounding of times. The penalties for under Minimum Time; plus penalties for over Time Allowed and the total Obstacle times shall be added to any other driving penalties received to determine the final score for each Athlete in Marathon.

1.2 For Athletes who are Eliminated or Retire see DC 911.

1.3 The Athlete with the lowest number of penalties will be the winner of the Competition.

1.4 In the event of an equality of penalties, the Athletes will be placed on equal rank.

DC969 Summary of Penalties in Marathon

Description	Ref. Rule	Penalties
Athlete or Groom wearing shorts.	928.2.1	10 penalties per person
No Protective Headgear or no body protector on Marathon.	928.2.2	Elimination and Yellow Warning Card
Finishing Section B with fewer Horses than required.	931.3	Disqualification
No breeching with a carriage with no brakes.	937.1.1	Elimination
Contravening the rules on advertising.	941	Warning Yellow Card
Substitution of a Groom.	943.2.7	Elimination
Groom handling reins, using whip and brakes when carriage not stationary.	943.2.5	20 penalties
Person tied to the carriage	943.2.6	Elimination
Physical Outside Assistance.	945.2.2	Elimination
Groom leading a Horse through an obstacle.	945.3	25 penalties
Incorrect pace	960.2.8	1 penalty for every 5 sec
Dislodging a dislodgeable element	961.5.5	2 penalties per occurrence
Preventing a dislodgeable element from being dislodged	961.5.7	10 penalties
Motorised vehicles or bicycles in obstacles. First Incident Second Incident	962.3.5	Warning Yellow card

DC - DRIVING COMBINED DIVISION

Carriages under weight at end of B or under width at start of B.	937.1.4, 937.4 & 966.1.2	Elimination
Total time over Time Allowed in all Sections	963.1	0.25 penalties/sec.
Total time under Minimum Time in Sections A and B	963.2	0.25 penalties/sec.
Total time in obstacles	963.2	0.25 penalties/sec.
Athlete fails to stop when recalled	963.4.3	Elimination
Not ready to Start Section A	963.4.2	0.25 penalties/sec.
Contravening the rule on the use of the whip	964.1	20 penalties
Each deviation from Course after last obstacle	964.3	10 penalties
Required persons not on carriage passing through a compulsory turning flag, or the start and finish of each Section, each occasion.	964.5.2	5 penalties (grooms) 20 penalties (Athlete)
Grooms Dismounting while moving in Section B.	964.5.1	5 penalties
Athlete Dismounting while moving in Section B	964.5.1	20 penalties
Finishing Section B with missing or disconnected Pole strap, trace or reins for each occurrence.	964.7	10 penalties
Failing to pass through compulsory turning flags and obstacles in correct sequence and direction	965.2	Elimination
Finishing Section B with missing wheel.	964.7	Elimination
Finishing Section B with broken or disconnected pole or shaft	964.7.4	Elimination
Failing to pass through entry flags of an Obstacle.	965.2.1	Elimination
Groom(s) not on the carriage when crossing start of an Obstacle	965.3.7	5 penalties
Failing to pass through exit flags of an obstacle	965.7.3	Elimination
For correcting each error of Course in an obstacle.	965.2.1	20 penalties
Passing between exit flags before completing an Obstacle.	965.2.4	Elimination
Groom(s) dismounting in an obstacle, each occasion.	965.3.1	5 penalties
Athlete dismounting in an obstacle.	965.3.3	20 penalties
Two feet on an Element of obstacle.	965.3.5	5 penalties
Groom climbing over horse back or down the pole in an obstacle	965.3.4	20 penalties
Disconnecting and leading through an Obstacle.	965.4	Elimination
Failing to stop for leg over pole, lead bar or shaft.	965.6.2	Elimination
Failing to stop for leg over trace.	965.6.2	30 penalties
Carriage overturn	964.7.4	Elimination
Exceeding the Time Limit in obstacles (5 min.)	965.7.3	Elimination
Horses unfit to continue in rest area	935.3.3 966.1	Elimination
Exceeding the Time Limit in all Sections	963.2.5	Elimination
Groom leading horse through the obstacle by the bridle ends of the reins	965.3.6	25 penalties
Stopping on course for reasons other than repairs	964.6.1 964.6.2	1 penalty per commenced 10 seconds

2. Athletes are liable to the following penalties in Combined Marathon

Description	Article	Penalties
Dislodging one or two balls in a single cones obstacle	975.2	3 penalties
Knocking over or down any element of a marathon type obstacle		3 penalties
Error of course: Knocking down any part of an obstacle in advance of being driven the PGJ will ring the bell and the obstacle rebuilt (clock stops)	975.3.4	3 penalties & 10 seconds added to time
Wrong course in marathon type obstacle (corrected)	965.2	20 penalties
Wrong course in marathon type obstacle (not corrected)	965.2.5	elimination
Groom(s) handling the reins, using the whip or brake when carriage is not stationary.	943.1 & 2	20 penalties
Groom(s) dismounting 1st or 2nd time (clock does not stop)	WC rules	5 penalties per incident
Driver dismounting	WC rules	20 penalties
Groom(s) or driver dismounting 3rd time	WC rules	elimination
First or second disobedience	WC rules	no penalties
Third disobedience	WC rules	elimination
Should the reins, pole straps or traces become disconnected or broken or horse get a leg over the shaft, trace, pole or bar the PGJ must ring the bell and a groom must dismount and reconnect or correct the situation (clock stopped).	964.7 965.6	5 penalties for groom down
Failure of athlete to stop after repeated ringing of the bell	975.3.5	elimination
Knocking down any part of a cones obstacle after it has already been driven.	975.3.3	3 penalties
No protective head gear and back protectors on Athlete or groom(s)	928.2	elimination
Wrong course single obstacle (sequence and direction)	975.3.2	elimination
No breeching on single horse	940.1.15	elimination
No breeching with a carriage with no brakes. (Pairs and Four-In-Hand)	937.1.1	elimination
Failure to pass through the start and finish flags	975.2	elimination
Carriage over turning	964.7.4 975.2	elimination
Outside physical assistance	945	elimination
Failure to have groom(s) on carriage when carriage passes through finish	964.5	elimination

BOD 1/16/16 Effective 2/1/16

SUBCHAPTER DC-13 CONES

DC970 General

The Cones Competition is to test the fitness, obedience and suppleness of the horses and the skill and competence of the Athletes.

DC971 Competitions

1. The Fault Competition shall be used in Driving Events.

1.1 The Fault Competition is conducted on the basis of penalties for obstacles knocked down and for exceeding the Time Allowed. The score from this round will always be used solely to decide the Final Classification in all Events.

1.2 There may be a Drive-off between all Athletes with zero penalties, or equality of penalties to determine the winner

DC - DRIVING COMBINED DIVISION
of Cones.

2. The Time Competition

The TIME Competition is conducted on the basis of the time in seconds taken by Athletes to complete the course, with any penalties for faults converted to penalty seconds. Time Competitions are only to be used to determine the placings in Cones.

3. Competition in Two Phases:

The result of the first section may solely be used for the final results of the Combined Driving event.

4. Competition with a Winning Round:

A competition run over one round according to penalties and time which will count for the final classification in the Driving Event, and a winning round to determine the placings in Cones.

DC972 The Course

1. Building and Measuring the Course

1.1 The Course Designer is responsible, under the supervision of the Technical Delegate, for laying out, marking and measuring the course and building the obstacles. The President of the Ground Jury must ensure that the length of the Course was measured accurately.

1.2 The arena should be not less than 70m x 120m or an equivalent area. Should this not be possible the number of obstacles must be reduced accordingly unless an exception is granted by the Technical Delegate.

1.3 The starting and finishing lines may not be more than 40m nor less than 20m from the first and last obstacles respectively.

1.4 The number of obstacles may not exceed 20 (except DC 979.3), and for Children, the number may not exceed 15.

1.5 The length of the course must be between 500m and 800m, for Children it may be shorter.

1.6 Courses must be laid out so that Athletes have a chance to maintain a reasonably fast pace throughout the major part of the course. Certain obstacles, and combinations of obstacles, such as open and closed multiples, will inevitably slow down the pace, but such a layout should be limited to a small proportion of the whole course.

1.7 All obstacles should be visible from the Judges' box.

1.8 The President of the Ground Jury must walk the course to inspect it before the start of the Competition. The course is the track, which the driving Athlete must follow when competing from passing the start in the correct direction up to the finish. The length must be measured accurately to the nearest metre taking account, particularly on the turns, the normal line to be followed by the Horse(s). This normal line must pass through the middle of the obstacles.

DC973 Obstacles

1. Cones

1.1 The cones forming an obstacle must be at least 30 cm high and made of indestructible plastic material. A weighted ball must be placed in the hollow on top of the cone, so that it falls down only if the cone is touched.

1.2 All obstacles consisting of a single pair of cones will constitute a single obstacle.

1.3 The obstacle include cones, red and white markers, numbers and letters.

1.4 The position of one of the pair of cones must be marked on the ground so that a constant position of the obstacle is maintained throughout the competition. Where practicable a line will also be drawn to ensure that the other cone is maintained at the correct angle.

1.5 Obstacles that entail reining back are not permitted.

2. Multiple obstacles

2.1 Multiple Obstacles must conform to the design principles. See Annexes

2.2 Variations or new designs must be pre-approved by the FEI Driving Committee and included in the Event Schedule.

- 2.3 A Multiple Obstacle may be constructed of markers or horizontal rails, elevated to a minimum of 40 cm and maximum of 60 cm in height.
- 2.4 Each group of cones or elements must be clearly separated and associated with one of the sections of the multiple.
- 2.5 A Multiple Obstacle, other than a “Serpentine”, “Zig-Zag”, a “Double Box”, a “Double U” or a “Wave” must not consist of more than three pairs of cones or dislodgeable elements.
- 2.6 Other than Serpentes, Zig-Zags, Double Boxes, Waves and Double Us, a Multiple Obstacle may not be longer than 30m measured along the centre line through the obstacle.
- 2.7 There may not be more than 3 Multiple Obstacles in any course.
- 2.8 In Multiple Obstacles Athletes can only incur a maximum of 6 penalties in a Double (A & B), 9 penalties in a Triple (A, B & C) and 12 penalties in a Serpentine, Zig-zag, Double Box, Wave or Double U (A, B, C & D) per attempt, plus any penalties for a rebuild as well as penalties for Disobedience.
- 2.9 Multiple Obstacles may not be used in a Drive-Off. (See DC 977 – Drive-off and DC 981 – Summary of penalties).
3. Serpentes, Zig-Zags, Double Boxes and Double U and Wave
- 3.1 A Serpentine consists of 4 cones in a straight line facing in alternate directions lettered A, B, C, D (See Annexes).
- 3.2 A Zig-zag consists of not more than 4 pairs of cones, with alternate left and right cones in a straight line (refer to the website). All centerline cones must be placed in a straight line, either at the front, middle or rear of the cone.
- 3.3 A Double Box and a Double U and a Wave are illustrated in the Annexes.
4. Water and bridges
- 4.1 Where Water Obstacles and Bridge Obstacles are included in the course, prior notification must be given in the Schedule for the event.
- 4.2 Water Obstacles must be at least 3m wide, with a depth between 20 and 40 cm and sloping sides. There must be a pair of cones at the entrance (flag lettered A) and exit (flag lettered B) with the cones 2.0m apart.
- 4.3 Knocking down a ball or balls on either A or B will be penalized as 3 penalties for each pair of cones.
- 4.4 Wooden bridges, or bridges of similar suitable construction approved by the Technical Delegate, with fan shaped wings at the entrance, with the bridge surface not more than 20 cm above the ground with a usable width of three metres and a maximum length of ten metres are permitted, boarded or rail sides are essential. The Technical Delegates may grant an exception if the bridge is of a permanent solid construction with strong side rails. There must be a pair of cones at the entrance (flag lettered A) and exit (flag lettered B) with the cones at least 2.0m apart.
5. Markers
- 5.1 Each obstacle is defined by a pair of markers: a red marker on the right hand side and a white marker on the left hand side as Athletes approach the obstacle. They are placed not more than 15 cm outside the elements, which form the single and multiple obstacles.
- 5.2 The entire turnout must pass between these markers. Failure is considered as Disobedience. (See DC 975.7.3 and 975.7.6.)
- 5.3 Turning posts decorations and obstructions must be placed on the course before the official course walk. No penalty is incurred if they are touched, displaced or knocked over.
- 5.4 All obstacles in the course must be numbered in the sequence in which they are to be driven. The number of each obstacle must be indicated on a board placed at the entrance to each single and Multiple Obstacle.
- 5.5 Each distinct section of a closed Multiple Obstacle (Ls, Us and Boxes) must be clearly marked in different colours. (See Annexes) The entire turnout must pass between these markers in the correct alphabetical order.
- 5.6 The red and white markers and the numbered and lettered boards may be combined, so that the numbers and letters appear on the same posts as the red and white markers, or they may be on separate boards or discs. If possible the numbers of the obstacles should be placed so that Athletes can see them as they leave the previous obstacle.

6. Plan of the Course

6.1 At least one and a half hours before the start of the Competition for each class in the Event, a plan of the course, signed off by the Course Designer and the President of the Ground Jury must be given to the Athletes and be posted in the Collecting Ring showing the length, speed in metres per minute and the Time Allowed for that class. Should the timing be adjusted by the Ground Jury, this will be announced by the Commentator.

6.2 At USEF-licensed National Events (CAN), a plan for Cones need not be supplied to each Athlete, provided one is posted on the Official Notice Board once the Course is approved by the President of the Jury and prior to the course being open for inspection.

7. Inspection of the Course

7.1 The course must be open for inspection at least one and a half hours before the start of the competition. Only Athletes, Chefs d’Equipe and trainers are allowed to inspect the course on foot and they must be correctly and smartly dressed. Athletes, Chefs d’Equipe and Trainers are not permitted to use measuring wheels when inspecting the course. At an Event, a warning will be issued for the first offence and a Yellow Warning Card from the President of Jury for subsequent offences.

At USEF-licensed National Events (CAN), an Athlete with disabilities may be permitted to drive himself through the Obstacles at a walking pace in a golf cart or similar vehicle.

7.2 Only the Course Designer and his staff may alter or work on any part of the course. If any Athlete, or any person associated with him alters the course in any way, the Athlete will be disqualified.

DC974 CONES COMPETITION SUMMARY

1. Single Obstacles and Open Multiple obstacles

	Division class	Speed M/min	Cones Width (cm)	Serpentine (m)	Zig-zag (m)	Wave	Distance between obstacles (m)
Horse	Four-in-hand	240	190	10-12	11-13	10/12	15
	Pair	250	170	6-8	10-12	8/10	12
	Single	250	160				
	Para-Eqn	230					
Pony	Four-in-hand	240	165	8-10	9-11	8/10	12
	Pair	250	160	6-8			
	Single	260	160				
	Children	220	Clearance: 20 cm				
	Para-Eqn	230					

1.1 Measurements for Closed Multiple obstacles, see Annexes.

1.2 Reduced Cones: The width of **up to five** single obstacles can be reduced by 5 cm. Such obstacles will be marked differently (color of the cones).

1.3 Alternative options: A maximum of two single obstacles may offer an alternative **single** option (See Annex 7).

1.4 In Exceptional circumstances and in the interests of safety, the Ground Jury in consultation with the Course Designer and the Technical Delegate, may reduce the speed.

1.5 Drive-offs and Winning-Round: the obstacle width may be reduced up to 10 cm at the discretion of the Ground Jury in conjunction with the Course Designer and the Technical Delegate. **BOD 1/16/16 Effective 2/1/16**

2. Single Obstacles and Open Multiple obstacles at USEF-licensed National Events, CAN-O classes:

	Division Class	Speed M/min	Cones Clearance (cm)	Serpentine (m)	Zig-Zag (m)	Wave	Distance between obstacles (m)
Horses	Four-in-Hand	210	+35	10-12	11-13	8/12	15
	Pair Singles	220	+25	6-8	10-12	8/10	12
Ponies	Four-in-Hand	210	+35	8-10	9-11	8/10	12
	Pair Singles	220	+25	6-8	9-11	8/10	12

BOD 1/16/16 Effective 4/1/16

DC975 Judging Cones Competition

1. Starting the Competition

- 1.1 The Technical Delegate will report to the President of the Ground Jury as soon as the course is ready. The President of the Ground Jury will then authorize the start of the competition.
- 1.2 Once the competition has started, the President of the Jury in consultation with the Course Designer and Technical Delegate if present, may decide that a significant error has been committed in the measurement of the course. This may be done at the latest after the third Athlete, who has completed the course without a Disobedience or any other interruption, assuming that the three Athletes in question have started their course prior to the 45-second countdown elapsing, and before the next Athlete has started. In this case, the Ground Jury has the option to alter the time allowed. If the time allowed is increased the score of the Athletes who have driven the course before the time was altered will then be adjusted accordingly, if applicable. If the time allowed is decreased, this may only be done to the extent that no Athletes having previously completed his round receives time penalties due to the alteration of the time allowed.
- 1.3 Whenever the time allowed is increased, it may never exceed the time in reference to the maximum length of the Course.

2. Penalties

- If Athletes have entered the Arena but fail to start by passing through the start line within 45 seconds of the starting signal the timing will start.
- If an Athlete fails to enter the Arena when the Course is ready, the President of Jury will ring the bell to signify the Start for that Athlete. If the Athlete has not entered the arena within 45 seconds of the first bell, the bell will be rung again and that Athlete is then Eliminated.
- Athletes starting and passing through an obstacle before the starting signal will be penalised 10 penalty points and must restart.
- The start and finish lines are neutralised for passing through from the moment the Athlete has passed through the start line until he has passed through the last obstacle.
- Knocking down one or both balls of a single obstacle and knocking down a ball or an element of a Multiple Obstacle incurs 3 penalties in each case.
- Knocking down a ball or balls on either A or B on a Water or Bridge Obstacle will incur 3 penalties for each pair of cones.
- Grooms must be seated in their proper places between the start and finish lines. They are not allowed to indicate the course or to speak unless they are dismounted. For penalties, see DC 981.
- After the last obstacle the Athlete must pass through the finish line with the red flag on the right and the white flag on the left.
- An Athlete may pass between the elements of an open multiple obstacle whilst driving between obstacles without incurring a penalty. If, in this case, a part of the obstacle is knocked down see DC 981.
- Carriage overturning is elimination.

3. Error of Course

- 3.1 An Athlete is considered to have passed through a gate in an Obstacle when the whole turnout has passed between the Markers.
- 3.2 If an Athlete attempts to pass through an obstacle in the wrong sequence or direction, then the President of Jury must wait until the whole turnout has passed completely through the wrong obstacle before ringing the bell. The Athlete is then Eliminated.
- 3.3 If an Athlete knocks down or dislodges any part of an obstacle which has already been driven, he will incur 3 penalties.
- 3.4 If any part of an obstacle in advance of the one being driven, is dislodged or knocked down, the President of the Ground Jury will ring the bell and stop the clock for the obstacle to be re-built. The Athlete will incur 3 penalties and 10 seconds will be added to their time. The bell will be rung to indicate to the Athlete that the course is ready and the clock will re-start when the Athlete reaches the next Obstacle on course to continue his round.
- 3.5 If the President of the Jury sounds the whistle/bell while the Athlete is on the course, the Athlete must halt immediately. If the Athlete does not halt, the President of Jury will blow the whistle/bell a second time. If this Athlete continues without stopping, he is eliminated. The Groom may advise the Athlete that the whistle/bell has sounded.
- 3.6 If the Jury is in doubt whether an obstacle has been properly driven, the Athlete must be allowed to finish the course. The Jury can then reach a decision.

4. Obstacle Rebuild

- 4.1 If the Athlete knocks down any part of an Obstacle in the process of disobedience or refusal, the bell will be rung and clock stopped for the obstacle to be rebuilt, and ten seconds will be added to the Athlete's time along with any penalties for Disobedience (but not for the elements knocked down at the time of Disobedience).
- 4.2 When the obstacle is rebuilt the bell is rung again and the Athlete must then retake the complete obstacle and continue his round. The clock will restart when the Athlete reaches the re-built obstacle. Penalty for starting before the bell is Elimination.
- 4.3 If an Athlete knocks down any part of a Multiple Obstacle in advance of the element he is driving, or if he breaks out of the Multiple Obstacle and knocks down an element, then the bell will be rung, the clock stopped while the obstacle is rebuilt and 10 seconds added to the total time taken. He will be penalised for Disobedience but not for the elements knocked down at the time of the Disobedience

5. Broken Harness

If at any time after he has started, an Athlete has a disconnected pole, shaft, rein, trace, pole strap or chains, or should a horse have a leg over the pole, trace, shaft or leader bars the President of the Jury must ring the bell and stop the clock. The Athlete must put a Groom(s) down to correct the problem and will be penalised for a Groom dismounting. After the situation has been corrected and the Groom has remounted the President of the Jury will ring the bell and restart the clock.

6. Athletes and Grooms Dismounting

- 6.1 Each time an Athlete dismounts he will incur 20 penalties.
- 6.2 Athletes will incur penalties each time one or both Grooms dismount: 5 penalties on the first occasion, 10 penalties on the second occasion. On the third occasion the Athlete is eliminated.
- 6.3 The Grooms must be on the carriage when going through each Obstacle. For a Groom(s) dismounting to assist through an obstacle by leading the horse by the bridle ends of the reins while the horse is still attached to the carriage see penalties for leading and dismounting in DC 981. The Groom(s) must join the carriage before the next Obstacle.

7. Disobedience

7.1 It is considered to be a Disobedience when:

- a. The Athlete attempts to pass through an obstacle and his Horse shies away from the obstacle at the last

moment without hitting any part of the obstacle.

- b. The Horses run away, or, in the opinion of the President of the Jury, the Athlete has lost effective control.
- c. The whole turnout comes to a complete halt with or without stepping back anywhere on the course, in front of or in an obstacle, or a Multiple obstacle, with or without knocking down any element.
- d. Not passing through an obstacle with the whole turnout, running out of a Multiple, circling within a Multiple or reining back by the Athlete between start and finish line.

7.2 A Disobedience will incur 5 penalties for the first, 10 penalties for the second and elimination for the third instance.

Penalties for Disobedience are cumulative wherever they may occur on the course.

7.3 If there is Disobedience in a single obstacle, i.e. the whole turnout does not pass through the markers, the Athlete has to retake the obstacle. The bell will only be rung if part of the obstacle is knocked down (See DC 975.4).

7.4 If there is a Disobedience in a Multiple obstacle without knocking down any element the Athlete must continue his drive and is penalized for disobedience (see above).

7.5 In the case when Disobedience is connected with knocking down an element (e.g., Run-out at C and dislodging the ball) the Judge rings the bell, the course is interrupted, the time is stopped and the obstacle rebuilt. The President of the Ground Jury rings the bell again, the Athlete has to restart at the letter A of the Multiple obstacle and the time starts when the horse's nose passes gate A. For the re-building 10 seconds are added once.

7.6 If an Athlete has a Disobedience at any obstacle and knocks down any part of that obstacle he will only incur penalties for the Disobedience and 10 seconds will be added for the rebuilding.

8. Resistance

A Horse is considered to offer resistance if, at any time and for whatever reason it refuses to go forward (with or without moving back), turns around, rears. This will be penalised the same as Disobedience (see DC 975.7).

9. Timing

9.1 Each Athlete will be timed by stopwatch or by an electronic timing device, from the moment the nose of the leading horse crosses the Start Line until the nose of the leading horse crosses the Finish Line but penalties are incurred until the whole turnout has passed the finish line.

9.2 Electronic timing must be used at Championships and CAIO's. Whenever possible a digital display unit should be visible for the Athletes.

9.3 Times must be recorded to hundredths of a second.

9.4 The Time Limit is twice the Time Allowed. Exceeding the Time Limit will incur elimination.

9.5 The Time Allowed is calculated using the following speeds in metres per minute (except for Time Competition, DC 978 and for Children):

9.6 The Penalty for exceeding the time allowed: any time over the time allowed in hundredths of seconds, multiplied by 0.5 Penalties will be calculated to two decimal places.

Class (horses)	Course	Class (ponies)	Course
Four-in-hand	240	Four-in-hand	240
Pair	250	Pair	250
Single	250	Single	260

DC976 Fault Competition

1. Definition:

The Fault Competition is a competition run with penalties and a time allowed.

2. Classification:

According to penalties and time. If allowed in the schedule, there may be a Drive-Off in case of equality of penalties for the first place.

DC977 Drive-Off

1. Definition

A Drive-Off can only be organized in a Fault Competition, to solely define the classification of Cones Competition.

2. Classification

2.1 In the event of equality of penalties for first place, a Drive-off as time competition may take place according to the provisions of the schedule, either over the same course or over a shortened course (maximum 50% shorter).

2.2 The width between the cones may be reduced by up to a maximum 10 cm. at the discretion of the Ground Jury in conjunction with the Technical Delegate and Course Designer.

2.3 If no provision is made for a Drive off in the Schedule, the Athletes with equality of penalties for any place are placed in accordance with the time taken to complete the first round. In case of equality of penalties and time, the Athletes concerned will be given equal placing.

3. Multiple obstacles

Multiple obstacles are not permitted in a Drive-Off.

4. Starting order

The starting order for a Drive-Off will be the same as in the initial round.

DC978 Time Competition

1. Definition

In a Time Competition, all penalties (knock-downs, exceeding time, disobedience, etc...) are converted to penalty seconds.

2. Obstacles

The Rules concerning the number, type and dimensions of obstacles and the length of the Course must be the same as for a Fault Competition.

3. Pace:

Horses		Ponies	
Class	1st course	Class	1st course
Four-in-hand	230	Four-in-hand	240
Pair	250	Pair	250
Single	250	Single	260

4. Classification

4.1 Classification will be decided by adding any penalty seconds to the time taken by the Athletes to complete the course.

4.2 In the case of equality for first place, the result may be decided either by the lowest number of penalty seconds incurred, or by a Drive-off, according to the provisions of the Schedule, either over the same course or over a shortened course.

DC979 Competition in Two phases

1. Description

1.1 This Competition comprises two phases run without interruption, each at an identical or different speed, the Finishing Line for the First Section being the Start Line for the Second Section.

1.2 A Competition in Two phases, run under the following Rules, may be used in all Cones Competitions.

2. Competition Conditions

2.1 The first phase is run according to the Rules for a Fault Competition with a time allowed and the second Section is run according to the Rules for a Time Competition.

2.2 Penalties for both phases are listed under DC 981.

3. Obstacles

- 3.1 The first phase is a course of 14 to 16 obstacles with a maximum of two multiple obstacles. The second phase takes place over 7 to 9 obstacles (not to exceed 23 obstacles in total). Multiple obstacles may not be used in the second phase.
- 3.2 Width of obstacles: See DC 974.
4. Penalties
- 4.1 Athletes incurring penalties in the first Section are halted by ringing the bell after they have passed the last obstacle or when the time allowed of the first phase has been exceeded after crossing the finishing line of the first phase. They must stop after crossing the first finishing line once the bell is rung.
- 4.2 Athletes not penalised in the first phase and not over the time allowed, continue the course which finishes after crossing the second finishing line.
- 4.3 The second phase is run as a Time Competition.
5. Classification
- 5.1 Athletes are placed as follows: Athletes who competed in the second phase :Total time in the second phase to include added penalties converted into seconds;
- 5.2 Followed by the Athletes who competed in the first phase only: according to penalties and time in the first phase.
- 5.3 In the event of equality for first place, a Drive-off against the clock with six obstacles of the first and/or of the second phase may be held according to the conditions of the Schedule.
- 5.4 Athletes stopped after the first phase may only be placed after Athletes who have taken part in both phases.

DC980 Competition with a Winning-Round

1. Description

This Competition consists of two parts with different valuations. The first part may be used for all Combined Competitions.

2. Competition Conditions

The first part is run according to the Rules for a Fault Competition with a Time Allowed and the second part is run according to the rules of a Time Competition.

3. Obstacles

- 3.1 The first part is a normal Course as laid down in the Rules.
- 3.2 The second part may be shorter but not by more than 50% shorter.
- 3.3 The Course for the second part (Winning Round) may be built at another time (or day) and another place and may be of a complete new design.
- 3.4 The Winning Round is not considered to be a Drive-Off.

4. Athletes

- 4.1 The number of the Athletes competing in the Winning Round is laid down in the schedule.
- 4.2 The starting order in the Winning Round is the same as in the initial round.

5. Penalties

- 5.1 Option 1: The Athletes carry their penalties of the initial round as penalty seconds forward to the Winning Round.
- 5.2 Option 2: The Athletes start the Winning Round from scratch.

6. Classification

- 6.1 Option 1 The Athletes are placed according to their Total Time; this is the driven time plus penalty seconds for knockdowns etc and exceeding time in the Winning Round.

Actual penalties from the initial round converted into penalty seconds will be added afterwards to the result of the Winning Round and all together form the Total Time.

- 6.2 Option 2 the Athletes are placed according to their driven time plus plus penalty seconds for knockdowns etc. and exceeding time in the Winning Round.
- 6.3 In case of a tie, equal placings are awarded

DC981 Summary of Penalties in Cones

Athletes are liable to the following penalties:

Description	Ref Rule	Fault Competition	Time Completion
Athlete entering arena without hat, jacket, gloves or apron.	928.4.2	5 penalties	5 seconds
Groom entering arena without jacket, hat or gloves.	928.4.2	5 penalties	5 seconds
Driving without a whip in the arena	928.4.2	10 penalties	10 seconds
No breeching with a carriage with no brakes.	937.1.1	Elimination	Elimination
No breeching in Singles	940.1.14	Elimination	Elimination
If a Groom handles the reins, brake or uses the whip before the Athlete has crossed the finish line.	943.2.5	20 penalties	20 seconds
Person tied to the carriage	943.2.6	Elimination	Elimination
If a Groom speaks to or indicates the course to the Athlete in any way.	975.2	10 penalties	10 penalties
Illegal outside assistance.	945.2	Elimination	Elimination
Failing to start within 45 seconds of bell ring.	975.2a	Timing starts	Timing starts
Starting and passing through an obstacle before the bell is rung.	975.2c	10 penalties and restart.	10 seconds and restart
Failing to pass through start or finish lines.	975.2	Elimination	Elimination
For knocking down one or two balls in the same single obstacle.	975.2f	3 penalties	3 seconds
For knocking down an element of a Multiple obstacle.	975.2e	3 penalties	3 seconds
For knocking down any part of an obstacle after it has already been driven.	975.3.3	3 penalties	3 seconds
Carriage overturn	975.2	Elimination	Elimination
If any part of an obstacle in advance of the one being driven is knocked down, the bell will be rung for the obstacle to be rebuilt.	975.3.4	3 penalties and add 10 seconds	3 seconds and add 10 seconds
Taking an obstacle out of sequence.	975.3.2	Elimination	Elimination
Failure to halt after the bell is rung a second time.	975.3.5	Elimination	Elimination
For causing an obstacle, or part of a multiple to be rebuilt.	975.4.1	3 penalties and add 10 seconds	3 seconds and add 10 seconds
Starting before the bell after an obstacle is rebuilt.	975.4.2	Elimination	Elimination
Athlete dismounting	975.6.1	20 penalties	20 seconds
Groom(s) dismounting	975.6.2	5 penalties	5 seconds
First incident		10 penalties	10 seconds
Second incident		Elimination	Elimination
Third incident			
Groom leading a Horse through an obstacle.	975.6.3	25 penalties	25 seconds
Disobedience:	975.7	5 penalties	Elimination
First incident		10 penalties	
Second incident		Elimination	
Third incident			
For exceeding the Time Allowed.	975.9.6	Exceeded time multiplied by 0.5	Exceeded time multiplied by 0.5
Exceeding the Time Limit.	975.9.4	Elimination	Elimination

SUBCHAPTER DC-14 OFFICIALS

For USEF-licensed National Events (CAN), the officials must include a Course Designer, TD and the Ground Jury, which must consist of a President and at least two other members, and Appeals Jury if so appointed.

DC982 Expenses

1. The OC is responsible for the travel, meals and accommodations expenses of the Ground Jury, Appeal Committee, the Veterinary Commission or FEI Veterinary Delegate, the Technical Delegate, the FEI Chief Driving Steward and the Course Designer.
2. At USEF-licensed National Events (CAN), the provisions of this paragraph do not apply:
A per diem allowance must be offered to the FEI officials mentioned in DC 982.1, at Events (recommended minimum amount 100 Euros per day). For the FEI Veterinary Commission/Delegate, see FEI Veterinary Regulations.

DC983 Transportation during the Event

If the situation necessitates, the OC must provide transportation for the President and Members of the Ground Jury, Appeal Committee, Veterinary Commission, Technical Delegate, and Course Designer.

DC984 Conflict of Interest

1. FEI Officials may not officiate at FEI Events and also compete in FEI Events in the same classes on the same continent within the same calendar year.
2. No person may be an official at an event if his duties will involve a conflict of interest.
3. The following persons may not be members of a Ground Jury or an Appeal Committee or Officials at an Event:
4. Athletes and Owners of Horses taking part in the Event:
 - 4.1 Chefs d'equipe, team Officials, regular trainers, employers and employees of Athletes. Note: regular trainers means training a Horse/ Athlete for more than three days in the six month period before an Event, or any training during a period of three months before an Event.
 - 4.2 Close relatives of Owners, Athletes, chefs d'equipe or team Officials.
 - 4.3 Persons having a financial or personal interest in a Horse or Athlete taking part in a Competition.
5. At USEF-licensed National Events (CAN), the following persons may not be Officials at an Event:
 - 5.1 Athletes and Owners of Horses taking part in the Event.
 - 5.2 Chefs d'Equipe, Team Officials, regular trainers, employers and employees of Competitors. Note: Regular Trainers means: training a Horse/ Athlete for more than three days in the six month period before an Event, or any training during a period of three months before an Event.
 - 5.3 Close relatives of Owners, Athletes, Chefs d'Equipe or Team Officials.
 - 5.4 Persons having a financial or personal interest in a Horse or Athlete taking part in a Competition.
 - 5.5 At USEF licensed National Competitions/Events, the Manager of an event, or members of the Manager's family or household, the Technical Delegate, Course Designer or a member of the Appeals Committee (if one exists), or any other O.C. official associated with the event may not serve on the Ground Jury. A TD at an event may not assume the duties of a Judge or CD.

DC985 Star rating of the FEI Driving Officials:

FEI Level 4 Judge – formerly FEI Official International

FEI Level 3 Judge – formerly FEI International

FEI Level 2 Judge – formerly FEI Candidate

DC986 Judges

All International Events must have at least three but not more than five Judges for each class. Collectively, the Judges form the Ground Jury for the Event.

DC987 Composition of the Ground Jury

1 Ground Jury - Minimum requirements

Category	Judges	President Of Jury	Foreign Judge	Ground Jury
Championships (appointed by FEI)	5	Level 4	Level 4	One level 4 and Two level 3 or above
CAIO	5	Level 4	Level 3 or above (ap- proved by the FEI)	One level 4 and Two level 3 or above
CAI 3*	5	Level 3 or above	Level 3 or above	One level 3 and Two level 2 or above
CAI 2*	Min 3	Level 3 or above	Level 2 or above	One Senior Level National or above
CAI 1*	Min 2	Level 2 or above	N/A	One Senior Level National or above
CAN 3*	5 min	"R" or "S"	N/A	See DC 987.1.5
CAN 2*	3 min	"R" or "S"	N/A	See DC 987.1.5
CAN 1*/CAN-O	2 min	"R" or "S"	N/A	See DC 987.1.5

If the Ground Jury is composed of 4 or 5 judges, at least 3 of them have to be FEI judges.

1.1 The Ground Jury is appointed by the OC; except for Championships when the FEI appoint the Ground Jury.

1.2 Senior Level National Judges are defined as ones with at least 5 years experience.

1.3 In CAI1*, a Judge with Technical Delegate qualification may in addition assume the duties of a TD at a same Event (See DC 987 for minimum qualification of the Technical Delegate). **For USEF-licensed National Events CAN-1* and CAN-O this provision shall apply. BOD 1/16/16 Effective 4/1/16**

1.4 A Reserve Judge will be appointed for World Championships by the FEI. He will have the same authority as the Members of the Ground Jury, and will be accorded the same rights and privileges. However, he will not participate in handling objections and protests.

1.5 For USEF-licensed National Events (CAN), the judges must include a President and at least two other members. The President of the Ground Jury must be chosen from:

1.5.1 the USEF list of Combined Driving Judges who also possess Registered status with the American Driving Society (ADS);

1.5.2 the FEI list of Level 2, 3 or 4 driving judges;

1.5.3 the list of Combined Driving Judges from another country with an approved USEF Guest Card;

1.5.4 the list of Registered ADS Combined Driving Judges with an approved USEF Guest Card.

Other members of the Ground Jury must be chosen from:

1.5.5 paragraphs 1 through 4 above, or;

1.5.6 the list of ADS Recorded Combined Driving Judges.

2. Para-Equestrian Driving

On the Ground Jury, one member must have Para-Equestrian Driving Judging qualification.

3. The Duties of the Ground Jury

3.1 The Duties and Responsibilities of the Ground Jury are laid down in the General Regulations

3.2 Each Member of the Ground Jury has the right and the duty to Eliminate or Disqualify any Horse which, in his

opinion, is lame or unable to continue the Competition in accordance with DC 903.

- 3.3 The President of the Ground Jury is responsible for the conduct and control of the entire Event, in conjunction with the Technical Delegate.
- 3.4 The President of the Ground Jury will have overall control of the Duties and Responsibilities of the Ground Jury throughout the Event.
- 3.5 All the members of the Ground Jury will judge Driven Dressage. In principle the Ground Jury should not judge more than 45 Driven Dressage Tests in a day; however this number may be increased in exceptional circumstances, at the sole discretion of the President of the Ground Jury.
- 3.6 The President of the Ground Jury is responsible for the control and publication of the results of the Competitions and of the Event.
- 3.7 At USEF-licensed National Events (CAN) (more specifically, and in addition to those listed above), the period of jurisdiction of the Ground Jury extends from one hour before the start of the competition until one half hour after the announcement of the final results of the competition for which the Ground Jury has been appointed.

DC 988 Technical Delegate

1. Appointment

The Technical Delegate must be selected as per the level hereafter:

Category	Technical Delegate
Championships (appointed by the FEI)	Level 4 (has to be Foreign)
CAIO	Level 3 or above (has to be Foreign)
CAI 3*	Level 3 or above
CAI 2*	Level 2 or above
CAI 1*	Senior Level National
CAN 3*	see DC 988.2.3
CAN 2*	see DC 988.2.3
CAN 1, CAN-O	see DC 988.2.3

2. Selection

- 2.1 For Championships, the FEI Driving Committee will appoint a Foreign Technical Delegate selected from the List of Level 4 Technical Delegates.
- 2.2 For CAIO events the Technical Delegate must be foreign.
- 2.3 At USEF-licensed National Events (CAN), the Technical Delegate must be chosen from:
- 2.3.1 The USEF list of Combined Driving Technical Delegates who also possess Registered status with the American Driving Society (ADS);
- 2.3.2 The list of FEI Level 2, 3 or 4 Technical Delegates;
- 2.3.3 The list of approved Combined Driving Technical Delegates of another country with an approved USEF Guest Card;
- 2.3.4 The list of ADS Registered Combined Driving Technical Delegates, with an approved USEF Guest Card;
- 2.3.5 For additional restrictions, refer to GR1304.

3. Duties and Responsibilities

- 3.1 At Championships and CAIO Events the Technical Delegate will be required to approve all administrative arrangements from the time he is appointed until the end of the Event. 3.2 To satisfy himself that the accommodation and catering arrangements for Horses, Athletes and Grooms, and training and exercise areas, are adequate and suitable in all respects.
- 3.3 Inspection of the Arenas and Courses to ensure that the technical facilities, requirements and organisation are in accordance with the FEI Driving Rules and associated Regulations.

DC - DRIVING COMBINED DIVISION

At USEF-licensed National Events (CAN), the Technical Delegate is responsible for inspection of the Arenas and Courses to ensure that the technical facilities, requirements and organization are in accordance with the USEF Driving Rules and associated Regulations.

- 3.4 To ensure that the Courses and obstacles are fair and safe and that knowledge of local conditions does not give an advantage to Athletes from the Host Nation.
- 3.5 To instruct the OC and Course Designer to make any alterations which he considers necessary.
- 3.6 To ensure that timekeepers, ground observers, obstacle Judges and scorers are correctly instructed in their duties, including the use and reading of chronometers and stopwatches.
- 3.7 To report to the President of the Ground Jury that the relevant Course is ready for the start of the Competition.
- 3.8 To continue to supervise the technical conduct of the Event, including the transfer of data to the Scorers, after the President of the Ground Jury has assumed control of the Event.

4. Conflict of Interest

See FEI GRs Article 158 and DC 984 of these Driving Rules.

DC989 Course Designers

1. Appointment

1.1 At World Championship Events a Course Designer from the list of FEI Official International Course Designers is appointed by the OC and the Host Federation after prior approval by the FEI Driving Committee. (See GRs DC 955)

1.2 The Course Designer must be selected as per the level hereafter:

Category	Technical Delegate
Championships (appointed by the OC, approved by the FEI)	Level 4
CAIO	Level 4
CAI 3*	Level 3 or above
CAI 2*	Level 2 or above
CAI 1*	Level 2 or above
CAN 3*	see DC 989.2.5
CAN 2*	see DC 989.2.5
CAN 1/ CAN-O	see DC 989.2.5

2. Selection

- 2.1 At Championships, the Course Designer must be selected from the list of Level 4 Course Designers.
- 2.2 The Course Designer may be the same person for each Competition or there may be a different Course Designer for each Competition.
- 2.3 The name or names of the Course Designer(s) must be published in the Schedule for the Event.
- 2.4 Only the Course Designer and his staff may alter or work on any part of the Driven Dressage Arena, the Marathon and Cones driving Courses. Any Athlete, or persons associated with a Athlete, who tamper with any part of the Arena or Courses will result in the Disqualification of that Athlete.
- 2.5 For USEF-licensed National Events (CAN) (other than those listed above). The Course Designer may act in that capacity only and may have no other duties, and must be chosen from:
 - 2.5.1 The USEF list of Combined Driving Course Designers;
 - 2.5.2 The list of FEI Level 2, 3 or 4 Course Designers;
 - 2.5.3 The list of approved Combined Driving Course Designers of another country with an approved USEF Guest Card.

3. Duties

3.1 The Course Designer is responsible, under the supervision of the Technical Delegate, for:

Laying out and measuring the arena for Driven Dressage.

Laying out and measuring the Course and for the construction of the obstacles in Marathon.

Designing, laying out and measuring the Cones driving Course.

3.2 The President of the Ground Jury may only order the Competition to start when the Technical Delegate has reported that the relevant Course is ready.

4. Conflict of Interest

See FEI GRs Article 158 and DC 984 of these Driving Rules.

DC990 Chief Steward

1. Appointment

1.1 At all Championships the FEI will appoint a Chief Steward for Driving, selected from those on the list of FEI Stewards who have not been resident, in the country in which the Championship is to be held.

1.2 At all other International Events the OC must appoint a FEI Chief Steward, selected from the List of FEI Stewards.

1.3 The Chief Steward must be selected as per the level hereafter:

Category	Technical Delegate
Championships (appointed by the OC, approved by the FEI)	Level 3
CAIO	Level 3
CAI 3*	Level 2 or above
CAI 2*	Level 2 or above
CAI 1*	Level 2 or above
CAN 3*	see DC 990.1.4
CAN 2*	see DC 990.1.4
CAN 1/ CAN-O	see DC 990.1.4

1.4 At USEF-licensed National Events (CAN), the appointment of a Steward is at the option of the Organizer. When utilized, the Chief Steward must be chosen from the USEF or FEI list of approved Stewards. The President of the Jury may assign the above responsibilities to other qualified individuals.

1.5 At USEF-licensed National Events (CAN), this rule will apply where practicable for the Organizing Committee.

2. Duties

2.1 Driving Stewards are responsible for:

- a. Checking and measuring all the carriages after Driven Dressage and Cones, at the start of Section B in Marathon, and if necessary at the end of section B.
- b. Checking the bit of every Horse after Driven Dressage and Cones, and before and after Marathon. Unacceptable bits must be reported to the President of Jury.
- c. Checking that Athletes comply with the Rules pertaining to Advertising.
- d. Reporting to the President of the Ground Jury any contravention of the Rules pertaining to Carriages, lamps, tyres, harness, bits or Advertising.
- e. Other duties as specified in the General Regulations.

2.2 Stewards, or any other Official, must report to the President of the Ground Jury as soon as possible any incident of cruelty.

2.3 The Chief Driving Steward must be clearly identifiable throughout the whole Event.

3. Conflict of Interest

See FEI GRs Article 158 and DC 984 of these Driving Rules.

DC 991 Appeal Committee

1. Composition

- 1.1 An Appeal Committee consisting of a President and at least two other members must be appointed for all Championships and CAIOs. For CAI3* events the Appeal Committee may, at the discretion of the Organiser, only consist of the President. For CAI1* and CAI2* Events, the appointment of an Appeal Committee is optional. The above should be in accordance with General Regulations.
- 1.2 At Championship and CAIO events the President or one member must be foreign.
- 1.3 The Veterinary Delegate must be in attendance in an advisory capacity for all cases involving veterinary matters including alleged cruelty to the Horse.
- 1.4 At USEF-licensed National Events (CAN), an Appeal Committee consisting of a President and two or three members may be appointed, at the discretion of the Organizer, to hear appeals or objections. When necessary, the Veterinary Official must be in attendance in an advisory capacity.

2. Appointment

- 2.1 World Championships at the World Equestrian Games. The Bureau of the FEI will appoint the President and members of the Appeal Committee. At all other World Championships, the FEI Driving Committee will appoint the President. The OC will appoint the other members.
- 2.2 All other Championships and International Events. The OC will appoint the members with the approval of the NF.
- 2.3 At USEF-licensed National Events (CAN), members of an Appeal Committee may be chosen from among the list of USEF Driving officials, or other knowledgeable, technically qualified horsemen, at the discretion of the Organizing Committee.

3. Qualifications

- 3.1 The President and the Members of the Appeal Committee must be technically qualified and must be chosen in accordance with the General Regulations, from among the following:
- 3.2 Members of the FEI Driving Committee.
- 3.3 Persons on any of the FEI Lists of Officials, active or retired Judges, Chief Stewards, Technical Delegates, Course Designers and Event Veterinarians.
- 3.4 Senior Level National Judges
- 3.5 For Championships and CAIO events, at least one member must be or have been an accredited FEI Judge.
- 3.6 For CAI Events, names on the list of current or retired Senior Level National Judges
- 3.7 Senior Officers of the NF of the host nation.

4. Meetings

- 4.1 Appeals must be heard by all the Members sitting together. The President will decide the time and place of the Meeting.
- 4.2 The Committee must hear both sides of the case in appeals against decisions by individual Judges and Officials, and in cases referred to it by the Ground Jury in accordance with FEI GRs, Articles 160 and 165.

5. Decisions

The decisions of the Appeal Committee are final, except in cases where monetary penalties have been awarded.

- 5.1 At USEF-licensed National Events (CAN), there is no appeal against technical decisions under these Rules or for Driven Dressage test marks given by the Ground Jury during a competition.

6. Conflict of Interest

See FEI GRs Article 158 and DC 984 of these Driving Rules.

7. Procedures for Objections and Appeals at USEF-licensed National Events (CAN). A deposit of \$50 must accompany an appeal before it can be dealt with by the Ground Jury or Appeal Committee. The deposit is refunded if the appeal is upheld. If the appeal is not allowed, the deposit is forfeited to the Organizing Committee.

DC992 Veterinary Delegate and Veterinary Commission

During USEF-licensed National Events (CAN), if any conflict arises between FEI and USEF Veterinary Regulations, then the Veterinary Regulations and procedures of USEF shall prevail.

1. Championship and CAIO

The composition of the Veterinary Commission, which is compulsory for Championships and CAIO Events, and the appointment of its President and Members must be in accordance with the current FEI VRs Article 1022.

2. CAIs

The OC must appoint a Veterinary Delegate selected from the List of Event Veterinarians in accordance with the VRs.

DC993 Veterinary Services Manager /Treating Veterinarian

1. At CAIs a Veterinary Services Manager/Treating Veterinarian appointed by the OC must be available to the Jury, under arrangements approved by the President of Jury.

2. At Championships and CAIOs they must always be available.

DC994 Para-Equestrian Driving Classifiers

1. Championships

At least two international FEI Status Classifiers from different nations shall be appointed by FEI.

2. CPEAls

For International competitions the OC, in consultation with FEI, shall appoint at least two classifiers of different nationalities, with one of these classifiers being of international FEI status.

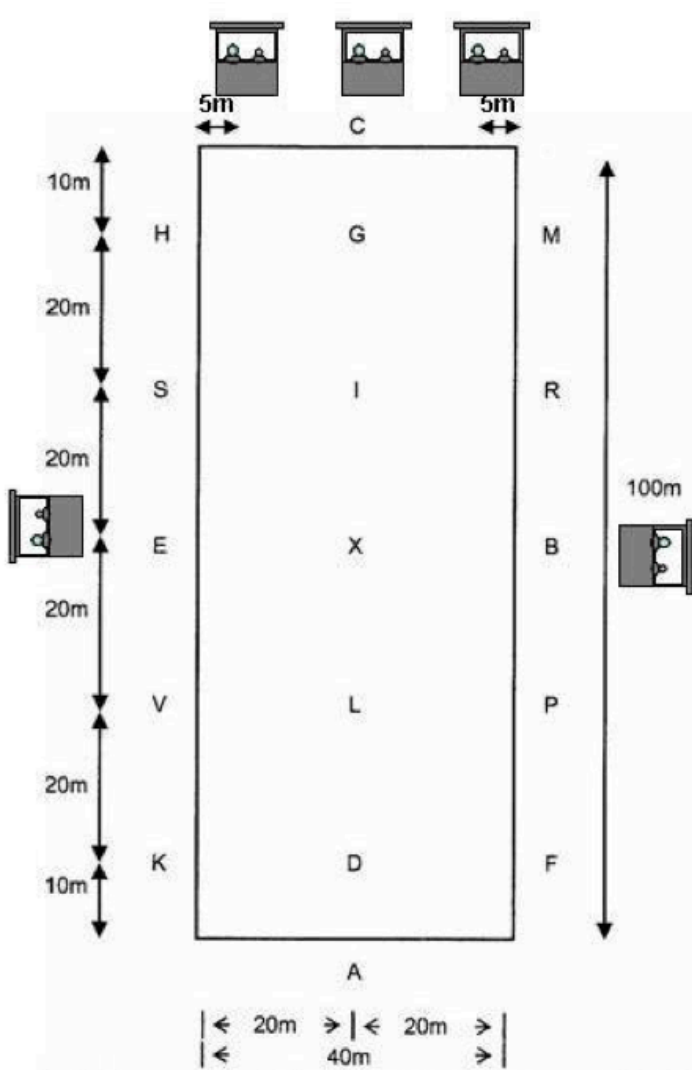
DC995 Rotation of Officials

Rotation of Officials: a Foreign Judge/Technical Delegate/Course Designer may not have been the Foreign Judge/Technical Delegate/Course Designer at the same event for more than 3 consecutive years without taking at least one year break.

FEI ANNEX 1

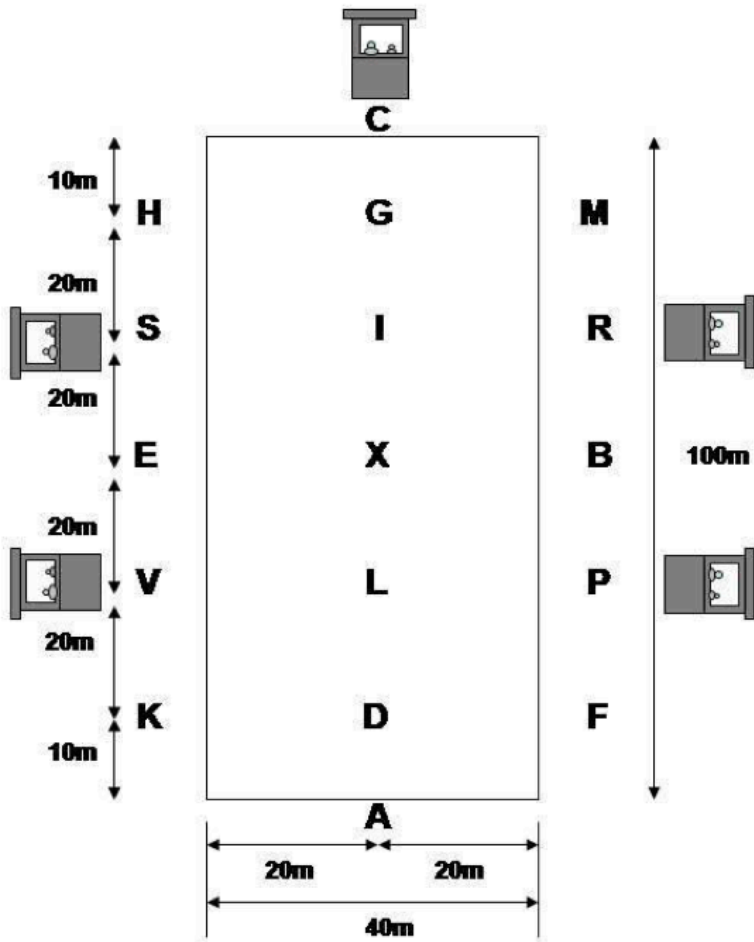
Diagram of the Driven Dressage arena for Test 8a

(Test 11: ref. Art. 953.1)



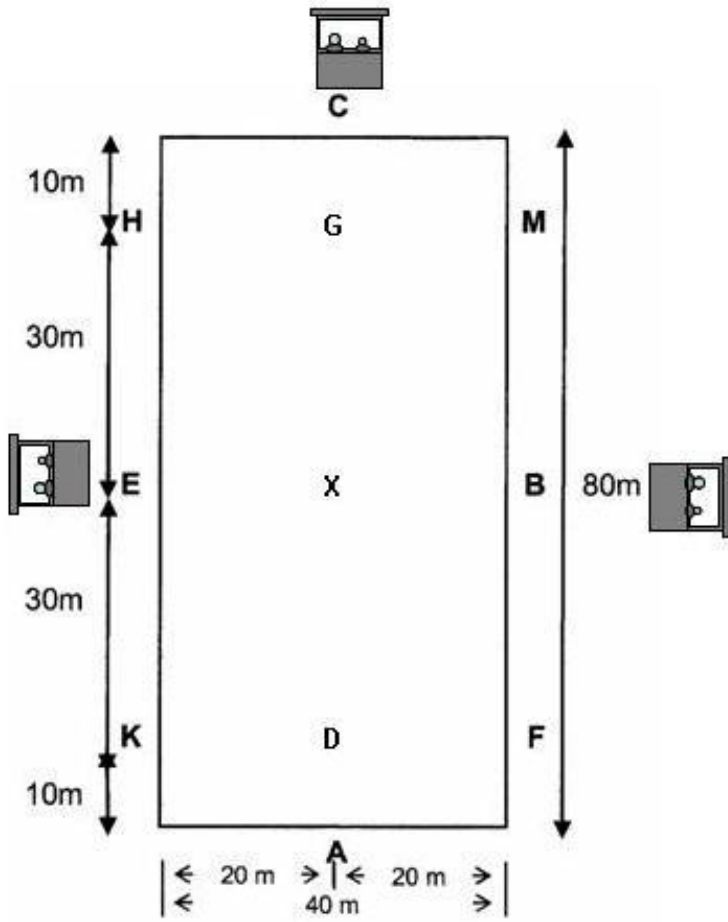
FEI ANNEX 2

Diagram of the driven dressage arena



FEI ANNEX 3

Diagram of the small driven dressage arena



FEI ANNEX 4

Cones: Closed multiple obstacles

1. Single "L"

Construction:

Supports – 40cm to 60cm from ground to top of rail

Elements – must be free-standing; parallel or perpendicular; single or sectioned rails; separated by 20cm-40cm spacing

Markers – a pair of red and white markers, set within 15cm

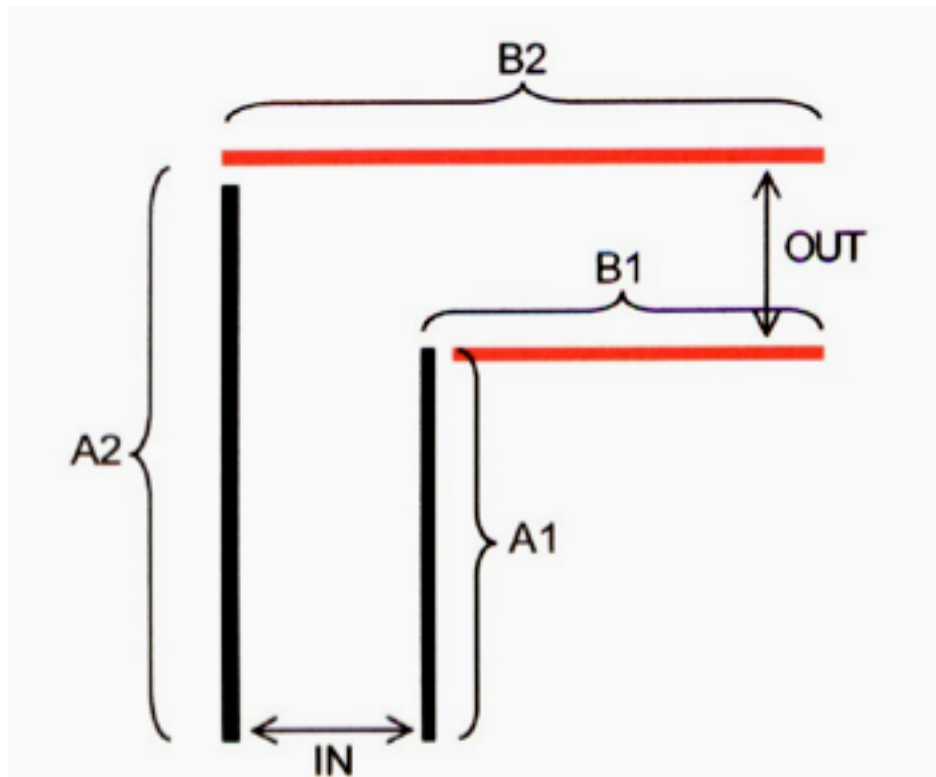
Element. « A » at the IN gate and « B » at the OUT gate.

Horse: (minimum measurements)

	IN	A1	A2	B1	B2	OUT
Single	3	8	11	8	11	3
Pair	3	8	11	8	11	3
Four-in-hand	4	8	12	8	12	4

Pony : (minimum measurements)

	IN	A1	A2	B1	B2	OUT
Single	3	8	11	8	11	3
Pair	3	8	11	8	11	3
Four-in-hand	3	8	11	8	11	3



2. Double "L"

Construction:

Supports – 40cm to 60cm from ground to top of rail

Elements – must be free-standing; parallel or perpendicular; single or sectioned rails; separated by 20cm-40cm spacing

DC - DRIVING COMBINED DIVISION

Markers – indicating each section as follows :

A – within 15 cm of IN

B – coloured or wrapped rails or markers on the ground.

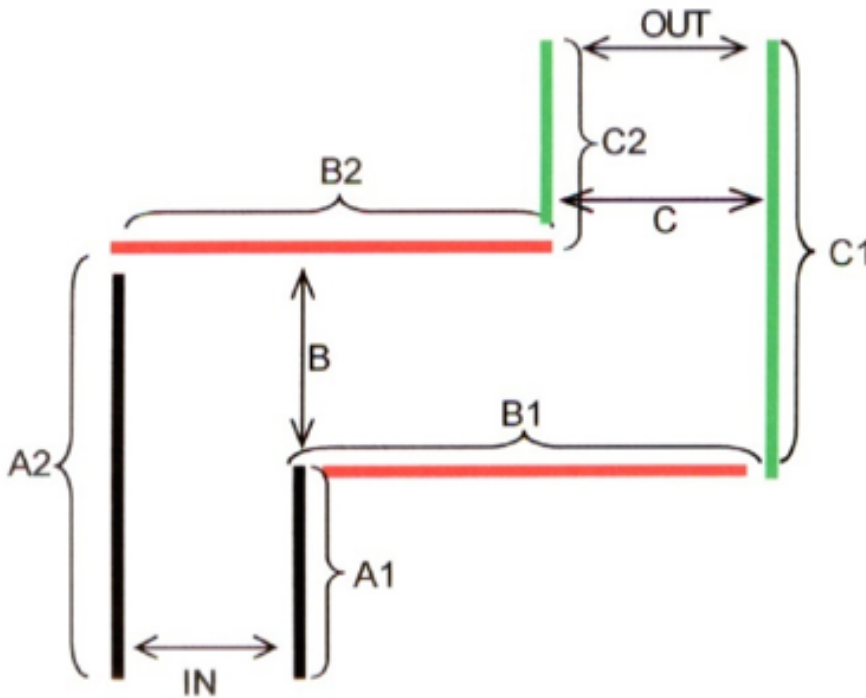
C – within 15 cm of OUT

Horse: (minimum measurements)

	IN	A1	A2	B	B1	B2	C	C1	C2	OUT
Single	3	5	9	4	10	9	4	9	5	4
Pair	3	5	9	4	10	9	4	9	5	4
Four-in-hand	4	5	10	5	10	9	5	10	5	

Pony : (minimum measurements)

	IN	A1	A2	B	B1	B2	C	C1	C2	OUT
Single	3	5	9	4	9	9	4	9	5	4
Pair	3	5	9	4	9	9	4	9	5	4
Four-in-hand	3	5	9	4	9	9	4	9	5	4



3. Single "U"

Construction:

Supports – 40cm to 60cm from ground to top of rail

Elements – must be free-standing; parallel or perpendicular; single or sectioned rails; separated by 20cm-40cm spacing

Markers – indicating each section set as follows :

A – within 15 cm of IN

B – coloured or wrapped rails or markers on the ground.

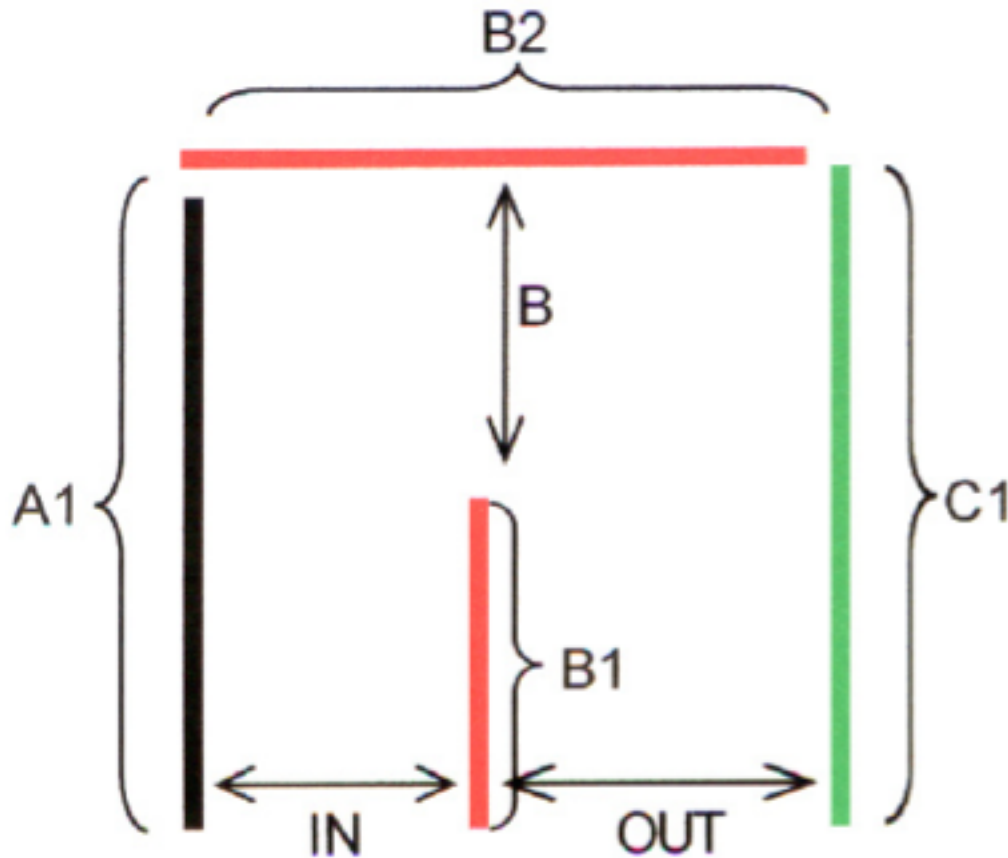
C – within 15 cm of OUT

Horse: (minimum measurements)

	IN	A1	B	B1	B2	C1	OUT
Single	3	9	4	5	7	9	4
Pair	3	9	4	5	7	9	4
Four-in-hand	4	10	5	5	9	10	5

Pony : (minimum measurements)

	IN	A1	B	B1	B2	C1	OUT
Single	2	8	3	5	5	8	3
Pair	3	9	4	5	7	9	4
Four-in-hand	3	9	4	5	7	9	4



4. Double “U”

Construction:

Supports – 40cm to 60cm from ground to top of rail

Elements – must be free-standing; parallel or perpendicular; single or sectioned rails; separated by 20cm-40cm spacing

DC - DRIVING COMBINED DIVISION

Markers – indicating each section set as follows:

A – within 15 cm of IN

B, C – coloured or wrapped rails or markers on the ground.

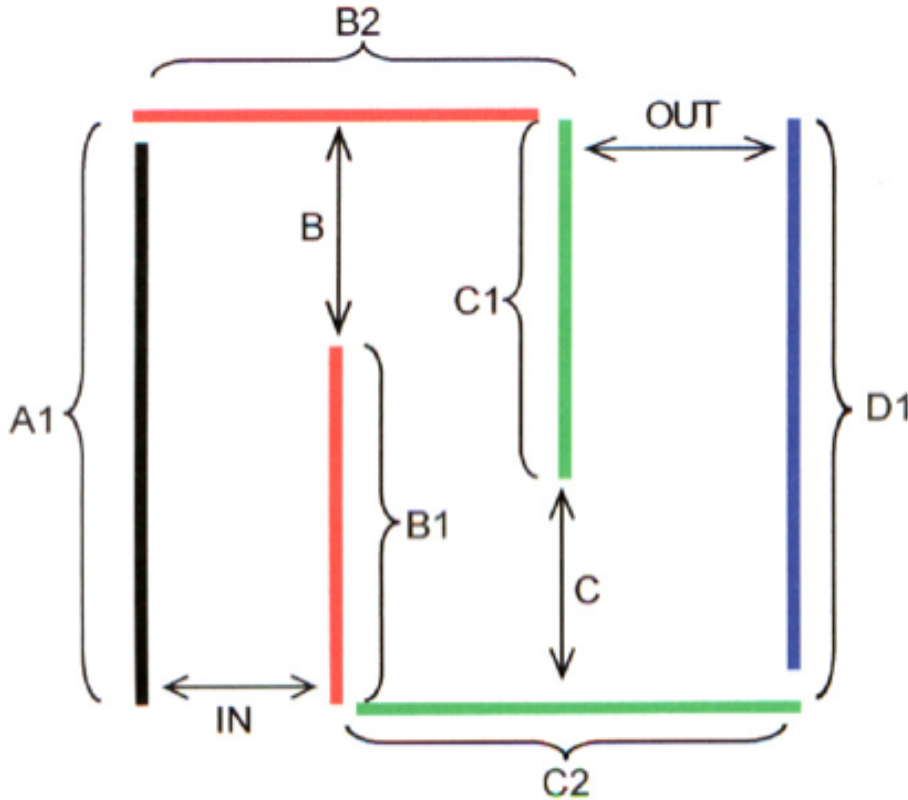
D – within 15 cm of OUT

Horse: (minimum measurements)

	IN	A1	B	B1	B2	C	C1	C2	D1D	OUT
Single	3	12	4	8	7	4	8	8	12	4
Pair	3	12	4	8	7	4	8	8	12	4
Four-in-hand	4	13	5	8	9	5	8	10	13	5

Pony : (minimum measurements)

	IN	A1	B	B1	B2	C	C1	C2	D12	OUT
Single	2	9	3	6	5	3	6	6	9	3
Pair	3	12	4	8	7	4	8	8	12	4
Four-in-hand	3	12	4	8	7	4	8	8	12	4



5. Box

Construction:

Supports – 40cm to 60cm from ground to top of rail

Elements – must be free-standing; parallel or perpendicular; single or sectioned rails; separated by 20cm-40cm

spacing

Markers – indicating each section set as follows:

A – within 15 cm of IN

B – coloured or wrapped rails or markers on the ground.

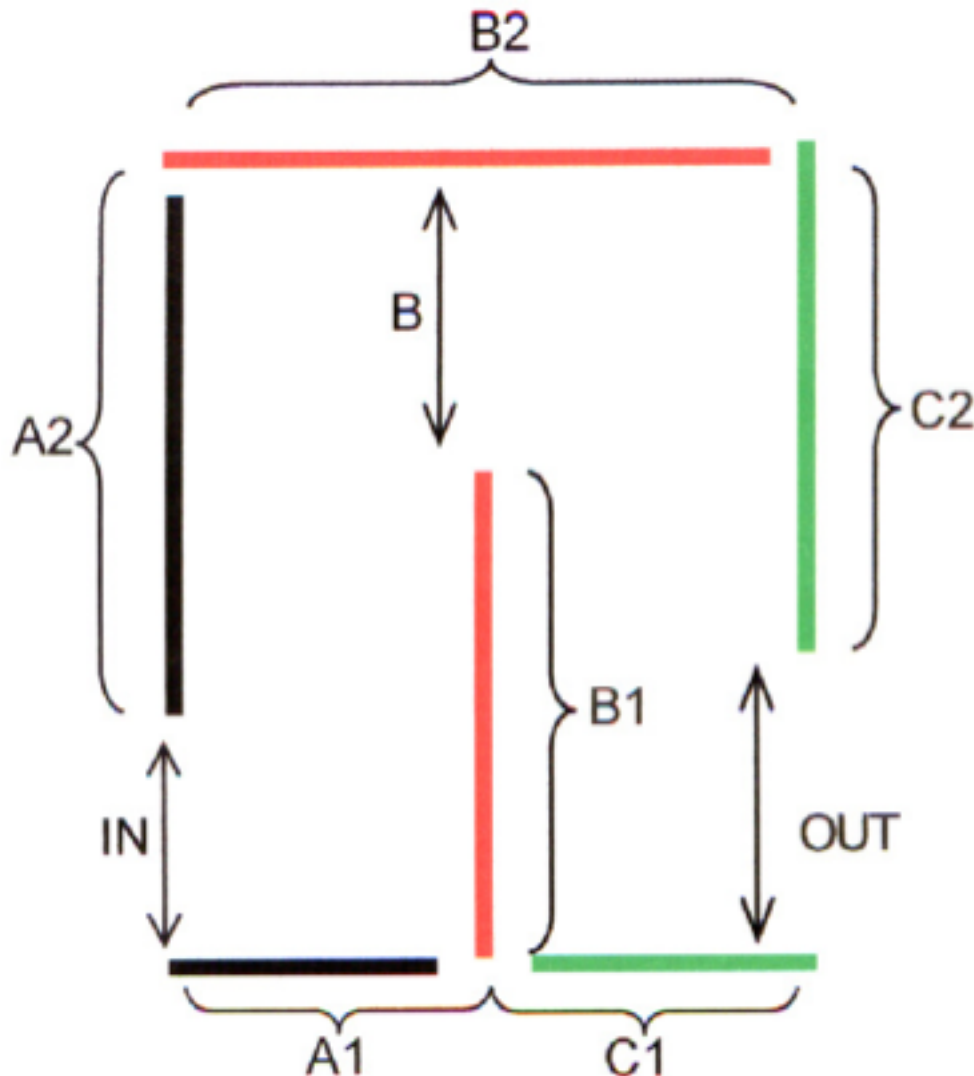
C – outside but within 20 cm of element C

Horse: (minimum measurements)

	IN	A1	A22	B	B1	B2	C1	C2	OUT
Single	3	4	8	4	7	8	4	7	4
Pair	3	4	8	4	7	8	4	7	4
Four-in-hand	4	5	9	5	8	10	5	8	5

Pony : (minimum measurements)

	IN	A1	A22	B	B1	B2	C1	C2	OUT
Single	2	3	7	3	6	6	3	6	3
Pair	3	4	8	4	7	8	4	7	4
Four-in-hand	3	4	8	4	7	8	4	7	4



6. Double Box

Construction:

DC - DRIVING COMBINED DIVISION

Supports – 40cm to 60cm from ground to top of rail

Elements – must be free-standing; parallel or perpendicular; single or sectioned rails; separated by 20cm-40cm spacing

Markers – indicating each section set as follows :

A – within 15 cm of IN

B, C – coloured or wrapped rails or markers on the ground.

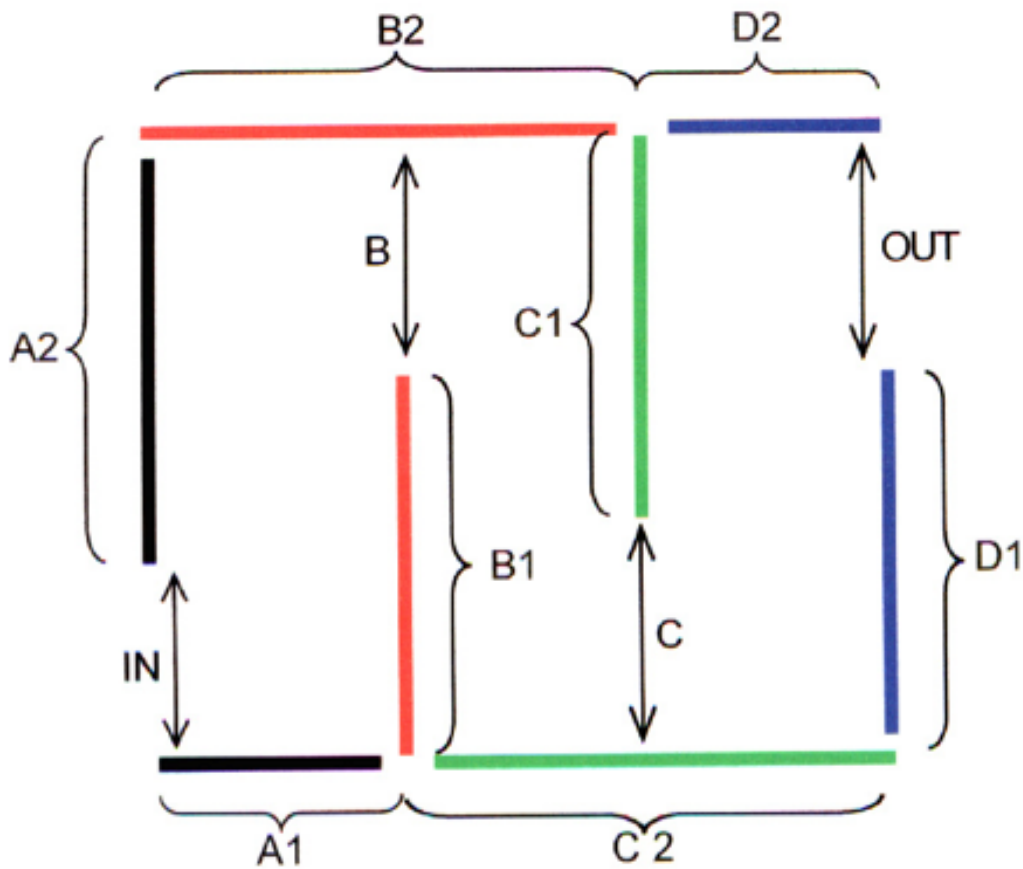
D – within 15 cm of OUT

Horse: (minimum measurements)

	IN	A1	A2	B	B1	B2	C	C1	C2	D1	D2	OUT
S	3	4	8	4	7	8	4	7	8	7	4	4
P	3	4	8	4	7	8	4	7	8	7	4	4
4	4	5	9	5	8	10	5	8	10	8	5	5

Pony: (minimum measurements)

	IN	A1	A2	B	B1	B2	C	C1	C2	D1	D2	OUT
S	2	3	8	3	7	6	3	7	6	7	3	3
P	3	4	8	4	7	8	4	7	8	7	4	4
4	3	4	8	4	7	8	4	7	8	7	4	4



FEI ANNEX 5

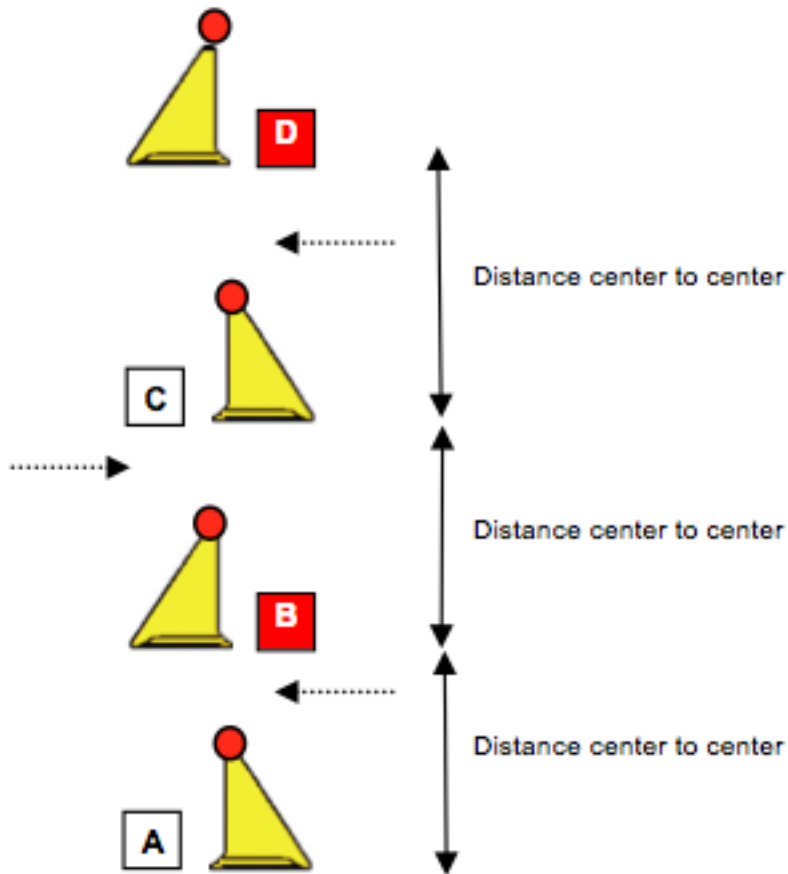
Cones: Open multiple obstacles

1. SERPENTINE

(DC 973.3.1)

Minimum distance (Center to center)

	Horses	Ponies
Four-in-hand	10 - 12m	8 - 10m
Pair	6 - 8m	6 - 8m
Single	6 - 8m	6 - 8m

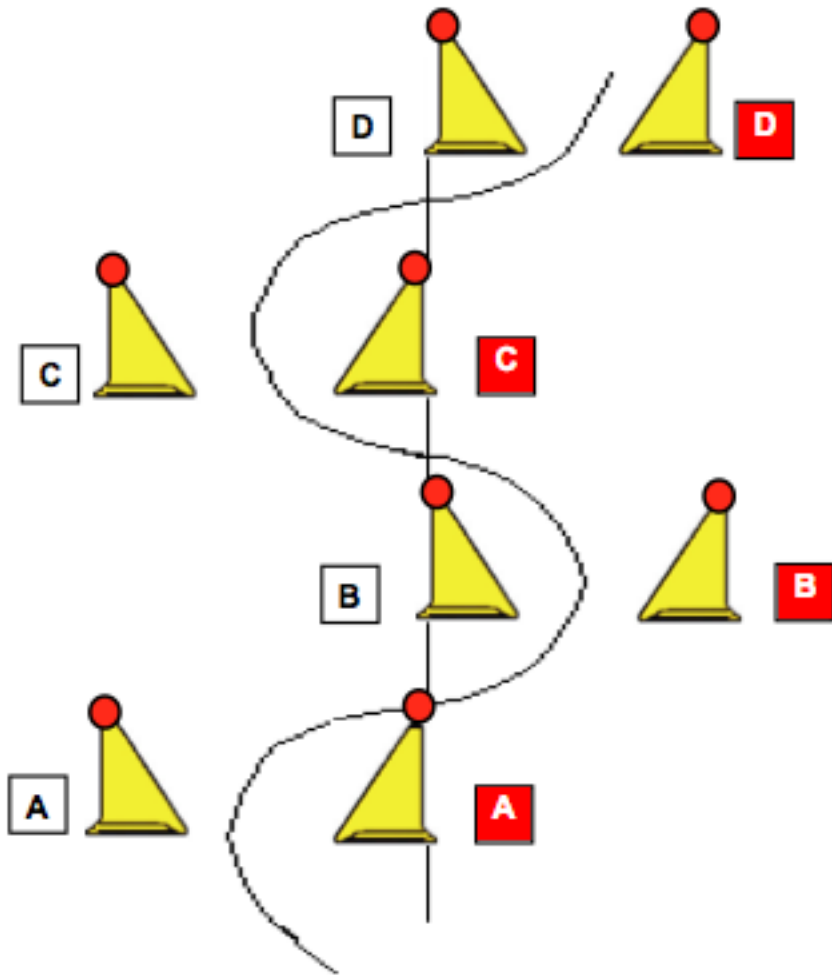


DC - DRIVING COMBINED DIVISION

Cones to be set in straight line markers on opposite sides

("A" may start with either red or white, followed by letter of opposite colour to create 3 possible gates.)

2. ZIG-ZAG



(DC 973.3.2)

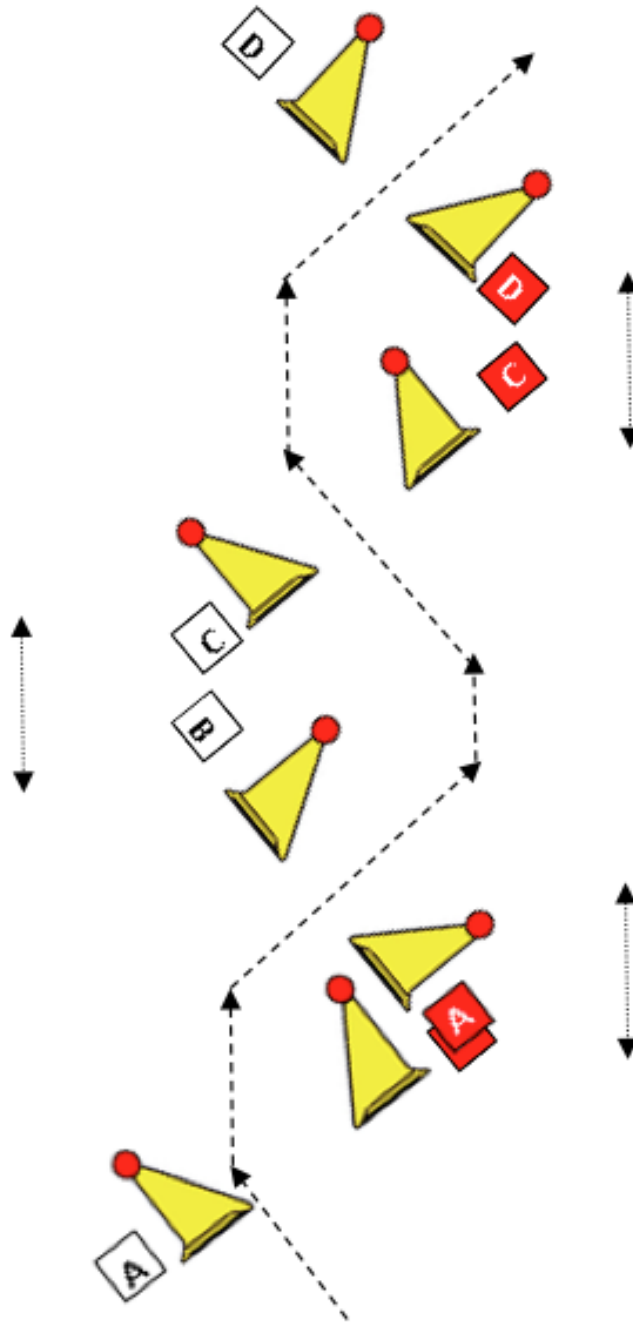
Minimum distance between cones (center to center)

	Horses	Ponies
Four-in-hand	11 - 13m	9 - 11m
Pair	10 - 12m	9 - 11m
Single	10 - 12m	9 - 11m

Centre line cones to be set in a straight line, either in front, at the middle or at the rear of the cone (as shown above) with markers placed within 15 cm.

The centre line cone shall not be adjusted; the outside cone shall be set to the required track width.

3. The Wave



(DC 973.3)

	Four-in-hand	Pairs	Singles
Minimum distance between cones	Minimum 10 m Maximum 12 m	Minimum 8 m Maximum 10 m	Minimum 8 m Maximum 10 m
Angle of pair of Cones to the middle of the Wave	45°	45°	45°

FEI ANNEX 6

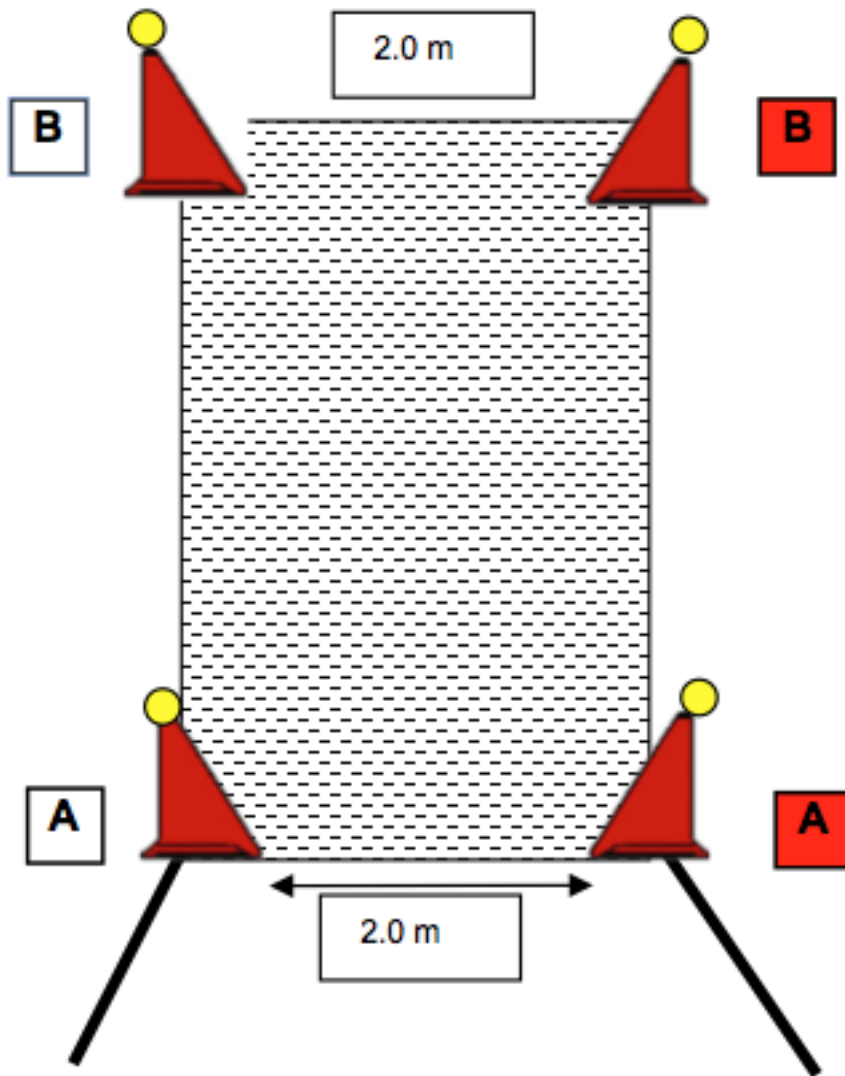
Cones Obstacles: The Bridge

(DC 973.4)

Dimensions:

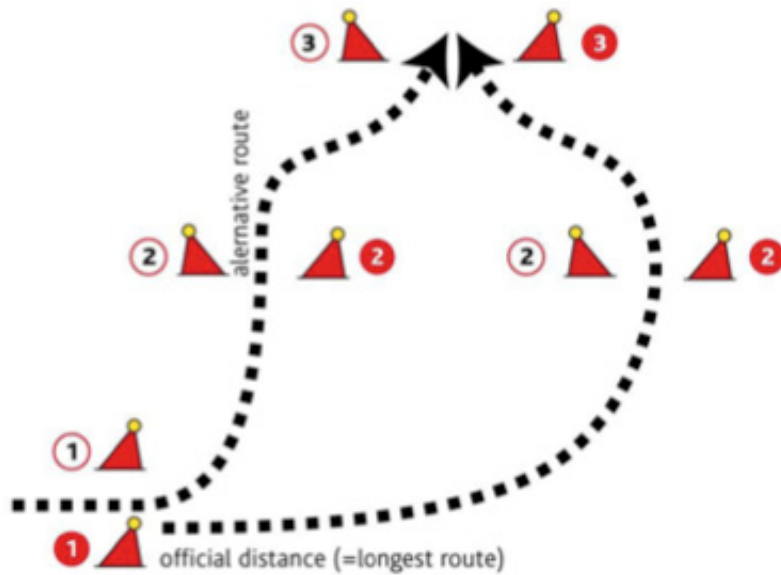
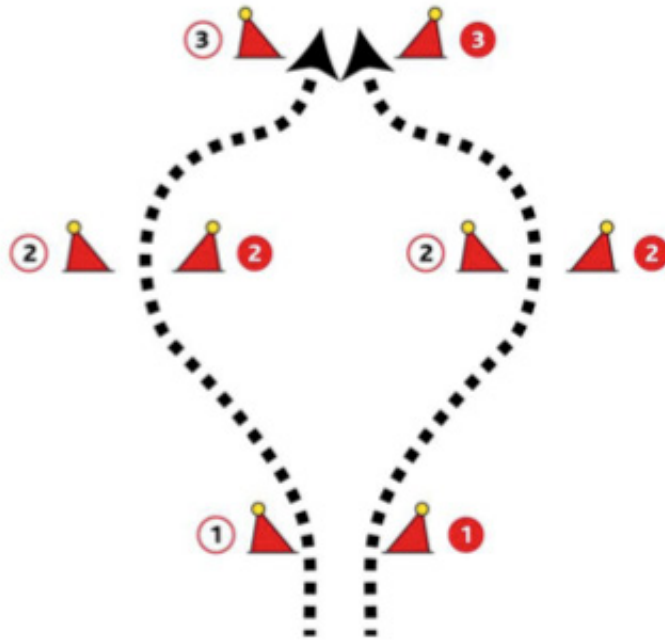
10m x 3m; maximum 20 cm high with fan shaped wings

Cones required at both ends adjacent to bridge, with red and white letters A at entrance and letters B at exit, set at a constant clearance of 2.0 meters for all classes.



FEI ANNEX 7

Cones Obstacles: Alternative/Option Cones



FEI ANNEX 8

ADDENDUM FOR PARA-EQUESTRIAN DRIVING

Principle

Competitions may be open to all people with disabilities that are eligible by FEI rules, or restricted to specifically invited nations or group of individuals (refer to FEI Classification Manual).

The Classification is the process in which an Athlete is evaluated and assigned a Functional Profile and Grade. The Assessment is conducted by a Classifier, who is a Medical doctor and/or physiotherapist with knowledge of the Profile System who are accredited by FEI to grade PE Athletes for competition and who is accredited.

Each PE Athlete is issued an FEI Card which lists their Functional Profile, Grade, sanctioned special equipment and compensating aids (special allowances).

After the closing date of entries, the OC. shall send to the FEI Chief Classifier (c/o the FEI Secretariat) a list of all Athletes with their nation, their Profile Number and the Grade that they are entered. The list will be checked and returned to the OC, verifying those that are already classified and a list of those that need to be classified, or re-examined.

For classification procedure see FEI Para Equestrian Generic Rules.

Grades

Athletes are divided into 2 Grades: Grade I and Grade II.

Grade II Athletes have greater functional ability than Grade I PE Athletes.

FEI Card

The FEI will issue the Athlete with an FEI Card on which his/her permitted compensating aids are listed.

All Athletes shall hold an FEI card (also known as an ID Card) which lists their Profile number, Grade, Nation, International Number and the compensating aids and equipment which may be used

The FEI Card must be carried by the Athlete at all FEI competitions in which they are entered.

Any protests to a Athlete's classification are to be dealt with in accordance with FEI procedures. Refer to the FEI Classification Manual.

The Athlete's own NF may also give permission to the Athlete to use this card and the compensating aids listed on it to compete in national competitions for able bodied Athletes.

All exceptions to dress, special equipment, compensating aids and other assistance required by the Athlete shall be clearly listed on the Athlete's FEI Card.

Use of any equipment, or exemption, that has not been sanctioned by FEI must be supported by medical documentation and approved by the Chief Classifier. Such exceptions shall be clearly listed on the Athlete Profile form and Entry form at the time of entry.

Classes

A PE Athlete may enter a higher Grade than his classification indicates.

A PE Athlete may not enter a lower Grade than his classification indicates.

Grade I Athletes and Grade II Athletes shall be in separate classes.

Eligibility

Only those Athletes with disabilities who are capable of driving Driven Dressage Tests, Cones and Marathons independently and to the FEI rules are allowed to compete.

The Profile and Grade shall be noted on the entry form, programme and score board.

The event Organiser and Technical Delegate have the right to refuse entry but they must give the reason for the refusal in writing.

Drugs and Medicines

All drugs and medicines used by Athletes must be declared on the entry form, unless registered with FEI through the Medication Advisory Panel (M.A.P.). Teams may register the drugs and medications taken by their Athletes with FEI Headquarters in accordance with the procedures outlined in the current FEI Medical and Anti-Doping Code (WADA). 5.9.4 Horses/ponies may be dope tested.

Entries World Driving Singles Championship for Para-Equestrian

Each NF may enter a maximum of six Single PE Athletes with a maximum of two Horses per entry on the Nominated Entry List and three Single PE Athletes with a maximum of one Horse per PE Athlete on the Definite Entry List.

Each team must include at least one (1) Athlete from Grade I.

Should a NF only be able to send two PE Athletes, they must be entered as a team.

Each NF is entitled to send a Chef d'Equipe and Veterinarian, both of whom will be accorded the same privileges as the PE Athletes.

A NF which cannot send a team may enter one PE Athlete as an Individual under the conditions set out in DC 912.

A spare Horse from the Nominated List may be entered per national team. The PE Athlete who uses the spare Horse will be eligible for the individual classification, as well as for the team classification. The spare Horse can only be substituted once, not later than one hour before the start of Driven Dressage and notified in writing to the Organiser.

Additional requirement for OCs:

Scoreboard and Scoreboard attendant. The Scoreboard shall be of a size and in location where it is easy to read both standing and from a wheelchair.

Transport Manager with Athletes and suitable vehicles for transporting riders, sponsors and officials and for emergency vehicles.

Wheelchair accessible ramps for all facilities used by Athletes.

A convenient area and table for the IPEC Information Stand, which also sells relevant articles. The IPEC Secretary shall be consulted on this matter.

Horses

PE Athletes may use either a horse or a pony. It must be stated on the entry form which will be used.

Assistance

The ultimate responsibility regarding the use of permitted assistance lies with the PE Athlete.

Grade I Athletes must have an able-bodied whip on the carriage. A Groom must be available at the ring side to assist every Grade 1 PE Athlete in Driven Dressage and Cones.

A Groom may accompany a Grade 1 PE Athlete in Marathon either in the carriage or following behind the carriage on a bicycle. In Section B of Marathon all Grade 1 PE Athletes must be accompanied by an additional Groom either in the carriage or following by a team member behind the carriage on a bicycle, moped, ATV (quad bike) or similar. Team members on bicycles or mopeds etc are not permitted to drive through the obstacles but must wait for the PE Athlete to complete the entire obstacle before proceeding.

Team members may only act in case of emergency and this will be sanctioned as outside assistance. Grooms may act as a groom and will be sanctioned like a groom.

Able-bodied Whips are forbidden to assist in rein handling except in an emergency when help must be given in the interest of safety. Assistance by handling the reins will incur 20 penalty points each time.

Grade II Athletes may put down the able-bodied Whip if necessary but penalties will be incurred as per FEI regulations. In Driven Dressage and Cones the able-bodied Whip must sit so that he/she can help in case of need. The event Organiser or the Technical Delegate has the right to disapprove of an able-bodied Whip or his/her position on

DC - DRIVING COMBINED DIVISION
the vehicle.

PE Athletes may inspect the course in motorized quad bikes or similar if sanctioned by FEI.

Compensation Aids and special equipment

Only approved special equipment that is listed on the FEI card may be used for the duration of the competition, including the training period.

If the PE Athlete wishes to drive in a wheelchair, the wheel chair must be secured. Straps and clamps for the wheelchair must be of a 'quick release' variety.

In the interests of safety, sloping cushions, shell seats, waist high seat sides and arm-rests are permitted. In order to have more upper body support a strap (or similar) held around the Athlete is permitted as long as this in no way attaches the Athlete to the carriage by any technical means or in the manner that it is held. A PE Athlete may be attached for support, but must have a method for quick release.

Supporting aids may be considered for approval by the TD and the PGJ at the Veterinary Inspection that takes place before the start of the competition.

Reins may not be attached to the PE Athlete in any manner that could prevent the PE Athlete from falling free from the carriage.

The disabled PE Athlete may drive with one or 2 hands and with looped reins or any other aids with which he/she normally drives and which is approved by FEI.

The PE Athlete may salute with the head only so that contact is maintained on the reins at all times.

The whip may be used by either the PE Athlete or the able-bodied Whip in all competitions if this has been sanctioned by FEI.

The brake may be used by the groom or converted to a hand brake to be used by the PE Athlete if sanctioned by FEI. Use of the brake by the groom will be punished by 20 penalty points each time.

Cones

The time allowed will be calculated for a speed of 210 m/min for both horses and ponies. For drive-offs a speed of 220 m/min may be used.

FEI Annex 9 DEFINITIONS

Children: See GRs Appendix A - Definitions

Competition – a component of a -Driving Event: Driven Dressage, Marathon, Cones and Combined Marathon-Cones.

Dismounting: The deliberate departure of an Athlete or Groom from the carriage or the accidental leaving (falling off) of the carriage by the Athlete or Grooms

Entry: in Driving, the unit composed by the Athletes (Drivers), horse(s), Groom(s), harness and Carriage appropriate to the turnout as defined in these Rules.

Event Official : see Gen Regs and Annex 3.

Horse: Refers to a Horse or Pony authorized to compete under Chapter VI.

For USEF licensed National Events (CAN), the word horse may mean horse, pony, donkey, mule, VSE, or zebra.

Junior: See GRs Appendix A - Definitions

Organising Committee "OC": see Gen Regs.

Period of an Event: See GRs Appendix A - Definitions

At USEF-licensed National Events (CAN) (more specifically, and in addition to those listed above), the period of jurisdiction of the Ground Jury extends from one hour before the start of the competition until one half hour after the announcement of the final results of the competition for which the Ground Jury has been appointed.

Schedule: An official form approved by the FEI outlining relevant information of an Event, including but not limited to the dates and location of the Event, the dates by which entries must be received, the Disciplines in which

Competitions will be held, the programme of Competitions, the categories, nationalities and other relevant details of invited Athletes and Horses, the stabling and accommodation available, the value of the prizes and their distribution, and any other relevant details.

At USEF-licensed National Events (CAN), the Schedule also means the official Prize List published in the American Driving Society Omnibus in accordance with these rules.

Showgrounds: All land used for the Competitions comprising the Event, and areas for exercising and warm-up, stabling and the parking of Carriages.

Turnout: A Carriage together with the Horses, harness, Athlete and Grooms.

Young Drivers: See GRs Appendix A - Definitions

APPENDIX DC-A MEASUREMENT OF COMBINED DRIVING PONIES

1. The USEF Measurement Certificate will be presented at the First Veterinary Inspection. If a pony is not in possession of a fully and correctly completed Measurement Certificate, the Ground Jury may order the pony to be remeasured by the Technical Delegate and the Competition Veterinarian and/or a Judge, pursuant to Chapter 5, Subchapter 5-C. Failure to allow the pony to be remeasured will result in the pony being disqualified at that competition. The remeasurement must be reported to the Ground Jury, which must then disqualify the pony from the competition if it is over height (see DC930.4).
2. Ponies without Measurement Certificates will be measured before the First Horse Inspection at their first competition of the year.
3. Measurement will be conducted by the officiating USEF licensed Technical Delegate and the Competition Veterinarian and/or a Judge. In the event that either cannot be present, then one of the officiating USEF licensed judges may serve as an alternate for either the Veterinarian or the Technical Delegate.
4. The measurement specifications will be recorded on a Certificate of Measurement. A copy of this Certificate will be given to the competitor at the time of measurement.
5. Measurement will be required yearly until the pony has reached the age of eight years. Animals four through seven years old will be issued an annual Temporary Certificate of Measurement. Animals eight years and older will be issued Permanent Certificates of Measurement which will not need to be renewed.
6. If the Ground Jury questions the height of a pony and the pony is in possession of a fully and correctly completed Measurement Certificate, the Ground Jury may request through the Federation, that the pony be remeasured by a licensed Technical Delegate and a Veterinarian who are approved by the Federation, pursuant to Chapter 5, Subchapter 5-C. Remeasurement must be made within 30 days of the request.

Appendix DC-B –Young Horse

FEI World Driving Championships for Young Horses

FEI World Driving Championships for Young Horses - Singles

1. Introduction / General

These Rules should be read in conjunction with the FEI Rules and Regulations, such as, but not limited to, the FEI General Regulations, the FEI Driving Rules, the FEI Veterinary Regulations, the Equine Anti-Doping and Controlled Medication Regulations and the Anti-Doping Rules for Human

2. Schedule:

For Horses 5 – 6 – 7 years old, each class separate.

3. References to the Rules:

Carriages and harness (Art. 936-942)

Dressage or Marathon carriages are permitted for all classes except for the Finals 6- and 7 years Old Horses where Marathon Carriage is compulsory in the combined Marathon.

Grooms:

Refer to the FEI Driving Rules.

Cones:

Ref. to Article 974: Young Horses: 20cm clearance.

4. Judgment:

To be judged

- a. The basic paces
 1. Walk
 2. Trot: Collected, working, medium and extended Trot as specified in the different tests
 3. Canter: Collected, working, medium (for 6-and 7 year old only)
- b. Demonstration of the level of training appropriate to the age of the horse.
- c. Overall impression to include character and education of the driving horse in the dressage and the cones.
- d. The most influential point is the character of the Horse and the Horse's drivability.

5. Requirements and evaluation:

- a. Athletes will drive one of the tests for young horses YH 1 or YH 2 followed immediately by the Cones Driving in the same arena.
- b. The judges will award their marks in accordance with the guidelines laid out below –full and half marks can be used.
- c. In the event of incidents, penalties equal to 1/10 of the points shown in the FEI Driving Rules for Dressage and Cones will be added to be deducted from the average result (example: 0,3 for a ball down, 0,5 for a groom down, etc..). The penalty for exceeding the Time Allowed in the Cones Driving is 0.1 penalty per second.

6. Qualification:

Can be held in each country with a score of min. 7.0 in the different classes; the assessment criteria are laid down in the guidelines below.

1. 5 year old horses:

Test YH 1 consisting of part 1 dressage and part 2 cones together in one arena

2. 6 year old horses:

Test YH 2 consisting of part 1 dressage and part 2 cones together in one arena

Or: Have completed a CAI 2* or above as Single or Pair with min. 60 % in dressage

3. 7 year old horses:

Test YH2 consisting of part 1 dressage and part 2 cones together in one arena

Or: Have one placing in a CAI 2* or above as Single or Pair with min. 60 % in dressage

7. Championship:

- a. At the championship the horses have to do first a qualification in their relevant tests like in the qualification period

5-year old Test YH 1 (dressage + cones)

6- and 7- year old YH 2 (dressage + cones)

50% of the competing horses qualify for the Final, with a minimum score of 6,0

8. Final

5 year old horses:

Test YH 3 (dressage + cones);

Calculated score including deductions for penalty points = Final result

6 year old horses:

- a. Dressage : Test YH 4 (Final dressage test) judged along the same guides line with one final mark.
- b. Special Combined Marathon with 2 Marathon obstacles (gates A-E) and 6-8 cones

Assessment criteria: Attitude, obedience, agility, productive efficiency, potential, speed; judged with one final mark (decimals possible).

Mark 1. + mark 2. = Final result

7 year old horses:

- a. Dressage: Test YH 4 (Final dressage test) judged along the same guidelines with one final mark.
- b. Special Combined Marathon with 2 Marathon obstacles (gates A-F) and 6-10 cones

Assessment criteria and penalty points the same as above.

Mark 1. + mark 2. = Final result

9. Guidelines for judging Young Horses Aptitude Test YH 1 (5 year old horses)

Only full and half marks allowed

A. Dressage:

- a. Basic paces
 1. Walk - (Rhythm, purpose, covering ground, active hindquarters, freedom in the shoulder, stretching forward and downward, relaxation) x 2
 2. Working trot - Rhythm, impulsion, activity, swinging back) x 1
 3. Medium Trot - (Rhythm, impulsion, lengthening of frame and steps, swinging back, covering ground, balance) x 1
- b. Education of the Horse referring to the Training Scale
(Contact, elasticity, willing to stretch, bending, obedience, suppleness) x 2

B. Cones and Overall impression

(Quality of natural movements, Obedience, suppleness, appearance, harmony of the performance, potential as a driving horse) ... x 1

All scores are added and divided by 7 = score for the performance

Penalties will be deducted from this score (see 3.3)

All incidents are calculated with 1/10 of the penalty points published in the current FEI Driving Rules referring to dressage or cones competitions.

10. Guidelines for judging Young Horses Aptitude (6 and 7 years old horses)

Only full and half marks allowed

A. Dressage:

- a. Basic paces
 1. Walk - (rhythm, purpose, covering ground, active hindquarters, freedom in the shoulder, stretching forward and downward, relaxation) x 2
 2. Collected Trot and Working Trot - (rhythm, impulsion, activity, swinging back) ... x 1
 3. Medium and Extended Trot - (Rhythm, impulsion, lengthening of frame and steps, balance, uphill) ... x 1
 4. 4. Canter (Rhythm, suppleness, balance, impulsion, covering ground, uphill) ... x 1
- b. Education of the Horse referring to the Training Scale - (Contact, elasticity, willing to stretch, bending, obedience, suppleness) ... x 2

B. Cones and overall impression

(Quality of Natural movements, obedience, suppleness, willing for collection, appearance, harmony of the performance, potential as Driving horse ... x 1

All marks are added and divided by 8 = score for the performance

Penalties will be deducted from this score (see 3.3)

All incidents are calculated with 1/10 of the penalty points published in the current FEI Driving Rules referring to dressage or cones competitions.

DC - DRIVING COMBINED DIVISION

1. Event categories available in FEI Calendar:

CAI YH 5yo

CAI YH 6 yo

CAI YH 7 yo

2. Officials:

Judges:

Class	Number of Judges	Level
CAI YH 5 yo	3 (sitting at C)	One Level 2, two Nationals (or above)
CAI YH 6 yo	3 (sitting at C)	One Level 3, two Nationals (or above)
CAI YH 7 yo	3 (sitting at C)	One Level 3, two Nationals (or above)
YH Championships (appointed by FEI)	3 (sitting at C)	One Level 4, two Level 3

Course Designer:

Class	Level
CAI YH 5 yo	Min Level 2
CAI YH 6 yo	Min Level 2
CAI YH 7 yo	Min Level 2
YH Championships (appointed by FEI)	Min Level 4

Technical Delegate:

Class	Level
CAI YH 5 yo	Min Level 2
CAI YH 6 yo	Min Level 2
CAI YH 7 yo	Min Level 2
YH Championships (appointed by FEI)	Min Level 4

Chief Steward:

Class	Level
CAI YH 5 yo	Min Level 2
CAI YH 6 yo	Min Level 2
CAI YH 7 yo	Min Level 2
YH Championships (appointed by FEI)	Min Level 3

3. Size of the arena:

Class	Size arena	Number of Cones
CAI YH 5 yo	40 x 80m Dressage and cones arena all in one	7
CAI YH 6 yo	40 x 80m Dressage and cones arena all in one	8
CAI YH 7 yo	40 x 80m Dressage and cones arena all in one	8

ANNEX10 Cone Specifications

FEI approved driving cones –

indoor and outdoor

Material: Plastic, stable enough for use and indestructible

Height: 30-50 cm Platform: 400 x 425 mm

Angle: 60°

- Ball hollow on the top of the cones: 40mm diameter
- Color: No restriction. Reduced Cones Ref. Article 974.1.2
- Weight of the Cones: Minimum 2.5 kg.
- Ball size: 72 mm diameter
- Ball weight: 200 gr

Red and White markers

- Outdoor: strongly recommended: stable enough for use
- Markers: dimensions: 330 x 330 mm
- Indoors: Cuffs (sleeves)

GLOSSARY

The following definitions are specific to Combined Driving. See Article 2, Definition of Terms for additional terms.

Class: a sub-grouping of entries in a division. Classes may be further divided by turnout. Example: Pony single; Horse pair, etc.

Competition – a component of a Driving Event: Driven Dressage, Marathon, Cones.

Compulsory Turning Flag (CTF) – a pair of markers used to define the required track of the Marathon course. Each CTF must be numbered consecutively within the section and placed so they are clearly visible to be passed with the red marker on the right and white on the left. Numbering shall be affixed to the right hand marker.

Dismounting: The deliberate departure of an Athlete or Groom from the carriage or the accidental leaving (falling off) of the carriage by the Athlete or Grooms

Driving event location – all land used for the Competitions comprising the Event, and areas for exercising, stabling and the parking of vehicles

Division: a grouping of entry based on competition criteria.

Entry: a unit defined by a turnout wishing to compete at an event agreeing to abide by the rules and regulations, agreeing to required liability waivers, and to pay required fees.

Event: is the entirety of activities, classes, competitions or combinations thereof commencing and concluding as defined by the Organizer in the Prize List or Omnibus.

Gate: a pair of lettered or unlettered markers used in an obstacle to define the route.

Horse: a horse also shall mean mule, donkey or VSE.

Junior: Classified by competition age. See Article GR103, DC912.5

Obstacle: the area defined by the gates formerly known in slang as “Hazard”

Protective Headgear:

1. Protective headgear must be:

- a. approved by an accredited certification organization (see #2 below).
- b. properly fitted; and
- c. securely fastened by a permanently affixed safety harness.

2. Protective headgear must be certified under one of the following standards: ASTM (American Society for Testing Materials), or SEI (Safety Equipment Institute, Inc.); BSI/BS EN (British Standards Institution); EN (European Union Standards); or AS/NZS (Australian/New Zealand Standards)

DC - DRIVING COMBINED DIVISION

3. Any competitor may wear approved protective headgear in any division or class without penalty from the judge.

4. The USEF makes no representation or warranty, expressed or implied, about any approved protective headgear.

The USEF cautions riders and drivers that serious injury or death may result despite wearing such headgear, as all equestrian sports involve inherent risk, and no protective headgear can protect against all foreseeable injury.

Protective Vest (Back protectors):

1. Protective vest must be:

- a. properly fitted; and
- b. securely fastened.

2. Any competitor may wear a protective vest in any division or class without penalty from the judge.

3. The USEF makes no representation or warranty, expressed or implied, about any protective vest. The USEF does not imply that protective vests may protect against all foreseeable injury.

Omnibus: refers to an official ADS publication providing competitor information for driving events. Also see Prize List and Schedule below.

Prize List: an official publication produced by the Organizing Committee of a driving event as approved by the Technical Delegate.

Turnout: the assemblage including the Athlete (Driver), required groom(s), horse(s) with harness and carriage appropriate to the competition. Description includes configuration – single, pair, tandem, unicorn or four-in-hand. Examples: Horse single; pony pair; VSE unicorn; Small pony tandem.

CAI: (Concours d'Attelage International) FEI-licensed International combined driving event;

CAN (Concours d'Attelage National): a National combined driving event recognized by FEI, licensed by the National Federation. USEF licensed CAN are divided into:

CAN-2* (formerly called "Advanced"), eligibility - an Athlete must have completed at least two CAN-O or four Preliminary or Intermediate division CDEs (under Article 913.3);

CAN-1* (equivalent of a combined test, no prerequisite eligibility);

CAN-O (introductory national combined driving event, no prerequisite eligibility).

BOD 1/16/16 Effective 4/1/16

CHAPTER EN ENDURANCE RIDING DIVISION

EN101 Preamble

EN102 Introduction

EN103 The Course

EN104 Marking of the Course

EN105 Modification to the Course and Rescheduling/Delay
or Abandonment of Events

EN106 Method of Starting

EN107 Time and Record Keeping

EN108 Competition and Fair Play

EN109 Schedule of the Competition

EN110 Dress Code

EN111 Saddlery and Equipment

EN112 Minimum Weights

EN113 Classification

EN114 Categories of Endurance Rides

EN115 Eligibility

EN116 Entries

EN117 Veterinary Control

EN118 Veterinary Inspections and Examinations of Horses

EN119 Best Condition

EN120 Awards

CHAPTER EN ENDURANCE RIDING DIVISION

EN101 Preamble

1. GENERAL

- a. The following rules and regulations have been adopted from those of the Federation Equestre Internationale (FEI) and the American Endurance Ride Conference (AERC), the official Federation affiliated endurance discipline organization.
- b. USEF National Endurance Rides may vary in distance from 50 miles to a maximum distance of 300 miles, and are approved through sanctioning by AERC and the Federation. Ride organizers shall be responsible for fees assigned by each organization for sanctioning of said rides. See GR309.8.
- c. Organizers of Endurance Competitions must comply with current Federation and AERC competition licensing requirements and must apply directly to both the Federation and AERC for competition recognition and licensing.
- d. In order to compete in any Endurance Competition at USEF licensed competitions as a rider, a person must be a member of the AERC, or pay a nonmember day fee to the AERC.
- e. All riders and horses must be entered in the concurrent AERC competition, if one is so offered. Riders and horses entered in the concurrent AERC Competition must abide by the AERC Rules.

2. RESPONSIBILITY

- a. While it is assumed that most participants are responsible and caring, it is recognized that a highly competitive and demanding sport requires regulation. The primary concern in establishing rules and regulations is to assure that competition occurs within standardized parameters considered fair and reasonably safe for equine and rider. At all times, the safety and well being of the horse is paramount. The Federation services the requirements of the competitor by promulgating and establishing rules and regulations, recording and publishing results of events, and providing awards; but the competitor is totally responsible for self and mount before, during and after an endurance ride. These Rules and Regulations provide minimum conditions and directives for managing and competing in National Rides. Each competitor is ultimately responsible for knowing these rules and complying with them.
- b. The appointment of a steward, veterinarian or official, whether or not provided for in these rules, does not absolve the competitor from such responsibility.

3. CIRCUMSTANCES NOT COVERED IN THESE RULES

- a. For any circumstances not specifically covered in these rules, reference should be made to the following publications: (Listed in order of precedence.)
 - FEI Approved Definite Schedule
 - FEI Statutes
 - FEI General Regulations
 - FEI Veterinary Regulations
 - FEI Rules for Endurance Riding
 - FEI Endurance Guidelines and Clarification (if published)
 - AERC Rules
 - AERC Veterinarian's Handbook
 - AERC Ride Manager's Handbook
- b. Every eventuality cannot be provided for in these Rules. As a result, this edition of the Rules is designed for flexibility to adapt to an evolving discipline. In any unforeseen or exceptional circumstances, it is the duty of the Organizing Committee and the Veterinarians to make a decision in a sporting spirit and approaching as nearly as possible to the intention of these Rules the Rules of the Federation and the AERC. Officials shall give the

EN - ENDURANCE DIVISION

competing horses' well being the highest priority when making decisions during a competition.

- c. The detailed Rules for the USEF/AERC concurrently sanctioned Endurance Rides must be read in conjunction with the USEF General Regulations.

FOR THE WELFARE OF THE HORSE

The USEF expects all those involved in national level endurance rides to adhere to the USEF Code of Conduct and to acknowledge and accept that at all times the welfare of the horse must be paramount and must never be subordinated to competitive or commercial influences.

At all stages during the preparation and training of competition horses, welfare must take precedence over all other demands. This includes good horse management, training methods, farriery and tack, and transportation.

Horses and competitors must be fit, competent and in good health before they are allowed to compete. This encompasses medication use, surgical procedures that threaten welfare or safety, pregnancy in mares and the misuse of aids.

Events must not prejudice horse welfare. This involves paying careful attention to the competition areas, ground surfaces, weather conditions, stabling, site safety and fitness of the horse for onward travel after the event.

Every effort must be made to ensure that horses receive proper attention after they have competed and that they are treated humanely when their competition careers are over. This covers proper veterinary care, competition injuries, euthanasia and retirement.

EN102 Introduction

1. Endurance Riding is a competition to test the competitor's ability to safely manage the stamina and fitness of the horse over an endurance course in a competition against the track, the distance, the climate, the terrain and the clock. Therefore, the most important responsibility of the Organizing Committee (OC) and the Veterinary Commission and ultimately the rider is to ensure the health and welfare of the horse by diligent application of their skill together with a caring, knowledgeable attitude by the rider. To be successful, the competitor must have knowledge of pace and efficient and safe use of the horse across country. In an Endurance Ride any member of the Genus Equus counts as a "horse."
2. The competition consists of a number of phases.
 - 2.1 No phase may exceed 25 miles (40 km) and should, in principle, be not less than 12 miles (20 km) in length.
 - 2.2 At the end of each phase, there will be a compulsory halt for veterinary inspection. President of the Veterinary Commission (PVC) should be consulted on the distance of each phase and the hold times in each Vet Gate(s).
 - 2.3 In a 100 mile (160 km) ride there must be at least five Vet Gates plus the final inspection. (6 phases)
 - 2.4 Phases may be spread over one or more days.
 - 2.5 Each phase of an Endurance competition must be separated by a compulsory rest period, or hold time.
 - 2.6 Each day of an Endurance competition must be divided into at least two phases, separated by a veterinary inspection and a compulsory rest period, or hold time.
 - 2.7 In every Endurance competition, there shall be at least one hold no shorter than 40 minutes.
 - 2.8 In 3-Star events, total hold time for the event must at least meet a ratio of 1 minute per 1 km (1.6 minutes per mile), e.g.: for a 160 km (100 mile), a minimum hold time total of 160 minutes.
 - 2.9 The maximum scheduled hold time for a single hold in a one-day event shall be 60 minutes, and in 3-Star events there shall be at least one hold of at least 50 minutes.
 - 2.10 Also, hold times in vet gates requiring recovery inspections must be a minimum of 40 minutes, and for such recovery inspections horses should be allowed to present up to 15 minutes prior to their departure time.
3. Whatever the order and rules for starting, each competitor must carry out the whole competition as if he/she were

alone and competing against the clock.

4. An Endurance Ride is a competition against the clock. The combination that finishes the course in the shortest time will be classified as the winner of the competition after successfully completing all final Veterinary Inspections and medication control as well as other protocols in place for the safety of the horse and rider under these Rules, the USEF General Regulations and the AERC Endurance rules. Competitions shall be organized to allow competitors to establish their own pace to compete against the clock, subject to:

4.1 Due to the conditions of the course or other considerations which might adversely affect the opportunity to safely complete a course, the Organizing Committee (OC) may establish a maximum time for a section of the course or a phase of competition and/or the closing times for one or more Vet Gates, in order to ensure competitors are not falling too far behind the actual pace of the ride in order to ensure horse safety.

4.2 Conversely, due to circumstances related to trail safety, the OC may establish sections of a course where controlled gaits of the horse and/or maximum speed apply. However, this will depend on the given circumstances of a specific course as well as time of day and generally should not exceed 3 miles (5 km) at any one time or 5% of the course. Generally, there should not be more than one section under controlled speed and/or set pace per phase of the course, and never in the final phase.

EN103 The Course

1. The Organizing Committee (OC) shall select a technically challenging course across country within the limits provided by the terrain. They should attempt to implement technically challenging factors including, but not limited to: changes in footing, changes in terrain, changes in altitude, changes in direction.
2. The type of terrain and altitude differentials must be clearly indicated in the schedule of the competition.
3. In principle, the course should not contain more than 10% of hard surface roads intended for vehicular use.
4. In general, the more demanding part of the course should be earlier in the ride.
5. The distance of the phases shall be determined by the OC and should be published in the Prize List.
6. Technical challenges within the course may include naturally occurring obstacles such as ditches, steep climbs or descents, or water crossings, but may not be something specially constructed to add additional technical challenge to the course.
7. As far as possible those technical challenges must be left in their natural state. If necessary, they should be reinforced so that they remain in the same state throughout the competition.
8. The finish must be long and wide enough to enable several horses to finish at speed without interfering with each other, and must provide sufficient run-out to allow competitors to safely come to a stop after crossing the finishing line in any potential sprint or gallop. It must be situated as close to the Vet Gate as possible.

EN104 Marking of the Course

1. General Requirement: The marking of the course must be done in such a manner that there is no doubt on how to proceed along the course. The markings can be flags, ribbons, indicators, lime, paint etc.
2. Order of Course: The competitor must complete the entire course in the direction as marked on the map referred to in EN103.8.
3. Errors on Course: Any error of course must be corrected from the place where the error has started under penalty of disqualification. Alternatively, if correcting a course error is not feasible and/or in the best interest of the horse, the Organizer may determine an alternative which will require the competitor to complete an equivalent distance over the same type of terrain, such distance to be made up within a single phase thereby ensuring the competitor still passes through each Vet Gate in the correct order and within the time limits in force. In such cases the competitor will receive a completion classification only. The competitor may not be considered for the Best Condition award

EN - ENDURANCE DIVISION

or for contribution to team scoring or individual classification for placing.

4. Boundary Flags: Boundary flags or other acceptable indicators must be used to mark defined sections of the course, and to mark the start and finish lines. Such flags or indicators, etc. must be respected wherever they may occur in the course under penalty of disqualification. . Whenever a short cut is possible on the course the Organizing Committee must place a steward to control that the obligatory passage is respected.
5. Trail Markers: Direction flags or signs are intended to show the general direction and path to be taken to help competitors to find their way. They must be placed so that competitors can recognize them without loss of time. A distance marker should be placed every at least every 6 miles (10 km).
6. Plan of the Course: Each competitor will in advance be given access to a map or plan showing the track of the course and the location of any compulsory halts or obligatory obstacles.
7. Start and Finish: The start and finish of each phase must be clearly and distinctly marked with the appropriate signs.
8. Map: A map in a scale of at least 1:50,000 should be available to competitors when the course is finalized, preferably at the ride briefing and certainly before the start of the ride.

EN105 Modification to the Course and Rescheduling/Delay

or Abandonment of Events

1. Course Modification: After the course has been officially established, no alteration shall be made without the approval of the Organizing Committee.
2. Rescheduling/Delay of Event: In exceptional circumstances, an event may be rescheduled or delayed in start by the OC.
 - 2.1 Organizing Committees are encouraged in all event planning to anticipate the possibility of the need to either delay the start of an event by up to 30 hours and/or to reschedule completely.
 - 2.2 Exceptional Circumstances: Such Exceptional Circumstances are those which arise on short notice and can be reasonably foreseen to produce unreasonable and unfair risks to riders and/or horses during the conduct of the event.
3. Abandonment of Event: When catastrophic occurrences or circumstances arise at or during an event, an event may be abandoned by the OC.
 - 3.1 Organizing Committees are encouraged in all event planning to anticipate the possibility of the need to abandon an event and evacuate the venue.
 - 3.2 Catastrophic Occurrences or Circumstances are those which arise on short notice and are determined to dangerously risk rider and/or horse safety, and which cannot be avoided through Course Modification, Rescheduling or Delay of the Event.
4. Nature of Endurance: In all cases it should be remembered that this discipline anticipates competition over and in challenging terrain, weather and circumstances as a test of endurance, and so delay, rescheduling and abandonment should be used only as extraordinary remedies.
5. Notifications: In any case noted above, the riders should be officially and personally informed as soon as practicable of the decision, certainly before the start or before the phase concerned.

EN106 Method of Starting

1. Horses must not cross the starting line before the signal is given.
2. If a competitor makes a start which is in any way false, under penalty of disqualification the competitor must return and re-cross the start line. However, their starting time will be recorded as if they had started when originally given the

signal.

3. The starting time of any competitor who does not present himself/herself on time for start is recorded as if they had started on time. No competitor may start later than 15 minutes after their starting time under penalty of disqualification.

EN107 Time and Record Keeping

1. As timing plays such an important part in the competition, Organizing Committees must ensure that each competitor's start and finish time for each timed phase is accurately noted and recorded by properly qualified persons using synchronized timekeeping methods.
2. Each competitor will be issued a time card or acceptable and reliable alternative for each event.
3. Organizing Committees must arrange for alternative power sources and back-up record-keeping for timing and all recorded information when electronic systems are the primary methodologies. Time keeping systems with time-keepers are required at the start and finish of each timed phase to record the times of each competitor.
4. Total Time is counted from the instant the signal is given to start until the instant when a competitor crosses the finish line. Riding Time is the Total Time less the sum of the printed compulsory hold periods.
5. The veterinary gate system at compulsory halts must be used.
6. At vet gates, the timing of the competitors must be performed in such a manner to avoid any delay to a competitor's timing caused by the arrival of several horses simultaneously for inspection.

EN108 Competition and Fair Play

1. A rider may lead or follow their horse on course, but must be mounted to pass through the start of any day and the finish line of the day's final phase under penalty of disqualification.
2. A competitor who does not respect any given time limits will be penalized by disqualification.
3. On the course, no other person may lead or ride the horse once the competitor has started under penalty of disqualification.
4. Willful obstruction of an overtaking competitor by a slower competitor may be penalized by disqualification. This is not to prevent competition between riders on course for placing, but is intended to apply in situations where the slower competitor is being lapped or passed due to travelling at a significantly slower pace or because of other problems of refusal or equipment issues.
5. A competitor who fails to qualify for the next phase of competition or is disqualified for any reason must leave the course at once and has no right to continue unless there is no viable alternative and only after being approved by the OC
6. Permitted Assistance During Event or On Course:
 - 6.1. The Event Schedule shall specify where assistance is allowed both within vet gates and on course during an event.
 - 6.2. Competitors must have access to water on course at least every 6 miles (10 km).
 - 6.3. In any case including while on course, for example after a fall or if the competitor is separated from their horse, or in the case of loose or lost horseshoes, a competitor may be assisted.
 - 6.4. For other Permitted Assistance, the Event Schedule shall be determinative for each event.
7. Forbidden Assistance: In general terms the following types of activities are forbidden, subjecting offending riders to the possible receipt of yellow card warning(s) or disqualification, including but not limited to:
 - 7.1. Being followed, preceded or accompanied on any part of the course by any vehicle, bicycle, pedestrian, or a rider not in the competition.
 - 7.2. Providing aid on any part of the course not specifically designated for such aid.

EN - ENDURANCE DIVISION

- 7.3. Accepting aid on any part of the course by someone not authorized to provide it.
- 7.4. Being followed, preceded or accompanied on any part of the course by an unauthorized vehicle.
- 7.5. A third party encouraging a horse to trot in a vet gate.
- 7.6. Someone on course encouraging the horse(s) by any means whatsoever.
- 7.7. Cutting wire fences, or altering a part of an enclosure on or within the course so as to clear away or to cut down trees or eliminate challenges or alter technical aspects of the course.
- 7.8. Accepting any intervention by a third party, whether solicited or not, with the object of giving advantage to the competitor or their horse.

EN109 Schedule of the Competition

1. In the schedule which is published by the Organizing Committee of any CEI event, there is no necessity to repeat the Rules. Any exception to the Rules must be specifically listed.
2. It is sufficient to give the category of the competition, the distances, the speeds, total time limit, the possible time limit for each phase, entry fees and deadlines, plus any other items required by the Federation General Rules.

EN110 Dress Code

1. Protective headgear, of a recognized equestrian/endurance standard and adequately secured, is compulsory for all persons at all Endurance events while mounted.
 - 1.1. The protective headgear must be properly fitting protective headgear which passes or surpasses ASTM (American Society for Testing and Materials)/SEI (Safety Equipment Institute) standards for equestrian use and carries the SEI tag. Harness must be secured and properly fitted.
 - 1.2. It is the responsibility of the rider, or the parent or guardian of the junior rider to see to it that the headgear worn complies with appropriate safety standards for protective headgear intended for equestrian use, and is properly fitted and in good condition, and the Federation, Organizing Committee, and Officials or volunteers are not responsible for checking headgear worn for such compliance.
 - 1.3. The Federation makes no representation or warranty, express or implied, about any protective headgear, and cautions riders that death or serious injury may result despite wearing such headgear as all equestrian sports involve inherent dangerous risk and as no helmet can protect against all foreseeable injuries.
2. Safe riding footwear with heels of 12 mm (1/2 inch) or more, or alternatively caged/boxed stirrups/equestrian safety stirrups are required to compete in a CEI event.
3. Dress, that is appropriate and not detrimental to the image of Endurance Riding, is expected and required at all Endurance events.

EN111 Saddlery and Equipment

1. In principle, there is no restriction on saddlery; however Draw (Running) Reins/French Reins are forbidden, but saddlery must be in safe condition and should fit the horse.
2. Specific safety equipment, such as reflective items or otherwise, may be required as indicated in the schedule of the competition.
3. Whips (or the use of any other item as a whip) and Spurs are prohibited.
4. The use of mobile phones and GPS devices are permitted for safety reason. All other forms of communication devices must be approved by the Organizing Committee prior to competition.

EN112 Minimum Weights

1. Riding Weight is the total weight of the rider plus all tack except bridle, reins, and bit. Water bottles must be empty.
2. At all 2* and 3* events the minimum Riding Weight is 165 lbs. (75 kg).
3. At all 1* events the minimum Riding Weight is 154 lbs. (70 kg).

4. There shall be no minimum Riding Weight in Young Rider and/or Junior competitions, unless specified in the Definite Schedule.
5. Weight control must be carried out before the start and, where applicable, after the finish, and may take place at random during the event.
6. The competitor must maintain the minimum Riding Weight at all times during the riding phases under penalty of disqualification. It is the rider's responsibility to weigh in immediately after crossing the finish line if requested to do so.
7. Organizers must provide a reliable weighing machine.

EN113 Classification

1. Individuals: In an endurance competition, the winner is the combination with the shortest elapsed riding time who successfully passes or complies with all protocols and requirements, including but not limited to the final veterinary examination.
2. Teams: The winning team is the team with the best time after adding the final classification of the three highest placed competitors in the team. In the case of a tie, the winning team will be the one whose third competitor has the best time. In the event there are fewer than 3 members of a team who are classified, such teams are not eligible for team placing.
3. Dead Heat: When two or more competitors, who started together, have the same total elapsed riding time, they are classified according to their respective passage across the finish line. Dead Heats (Ties) between Individuals are permitted.
4. Disqualification, Retirement or Failure to Qualify for the next Phase:
 - 4.1. Disqualification: Occurs when a competitor is removed from further competition for a violation of these Rules.
 - 4.2. Failure to Qualify for the Next Phase: Results when a competitor is removed from competition for failure to successfully pass a veterinary examination, to complete the full course as required, or to meet all time requirements for presentation or completion.
 - 4.3. Retirement: Results when a competitor voluntarily withdraws from competition, but may only be considered voluntary and a Retirement when: the competitor has correctly finished all phases to that point; the competitor has completed its most recent phase by passing all required veterinary inspections following that phase, including compulsory recovery inspection or veterinary requested recovery inspection; and has not otherwise provided for removal from competition.
5. All horses removed from competition, voluntarily or otherwise and at any point within the event, must be presented for veterinary inspection within 30 minutes of removal. If removal occurs on course the horse must be inspected by a member of the veterinarian panel as soon as it is returned to the ride base and the horse's veterinary records updated accordingly.

EN114 Categories of Endurance Rides

1. CEI Events
 - 1.1. These events must comply with the requirements of the Federation and the AERC.
 - 1.2. Where there is a team competition, the number of teams which can be accepted is at the discretion of the Organizing Committee. Teams may consist of three to five competitors, not necessarily grouped by nationality or regionality, details to be indicated in the approved schedule.
 - 1.3 CEIs are defined in the USEF and FEI Calendar. National level CEIs are divided into three different star levels as follows:
 - 1.3.1. 3 Star: All rides of 140 km - 160 km (87 - 100 mi.) in one day, or 90-100 km (55 -62) over 2 days, or 70- 80 km (43 - 50) over 3 days or more. Maximum Pulse at Vet Gates: 64 bpm within 20 minutes.
 - 1.3.2. 2 Star: All rides between 120 km and 139 km (74 - 86 mi.) in one day or between 70 km and 89 km (43 - 55

EN - ENDURANCE DIVISION

mi.) over two days. Maximum Pulse at Vet Gates: 64 bpm within 20 minutes.

1.3.3. 1 Star: (Low Level Event) All rides between 80 km and 119 km (50 - 74 mi.) in one day. Maximum Pulse at Vet Gates: 64 bpm within 20 minutes.

1.4. At Final Exams, the Maximum Pulse shall be 64 bpm within 30 minutes.

1.5. The pulse criteria may be reduced during the ride if, in the opinion of the President of the Vet Commission and the Organizing Committee, they believe there is a danger to the safety of the horses.

EN115 Eligibility

1. Riders:

1.1. Entry is open to all USEF/AERC members age 16 or over (as of January 1st), and those having reached the age of 14 years old and up to the age of 16 if they ride sponsored or have a letter from the American Endurance Ride Conference (AERC) granting them permission to ride unsponsored.

1.2. Ride management may choose not to honor the 'unsponsored young rider' concept and may require all persons less than 16 years of age to have sponsors.

2. Horses:

2.1. For 1-Star and 2-Star events, horses must be at least 6 years old to participate.

2.2. For 3-Star events, horses must be at least 7 years old to participate.

2.3. Mares obviously in advanced pregnancies, meaning over 120 days, or with foal at foot cannot be entered in an Endurance event.

2.4. All ages are determined as of January 1st of the year of the event for which eligibility to participate is sought, and must be confirmed either through reliable registrations or written veterinary opinion.

EN116 Entries

1. Entry forms for Horses must include the name/names, breed, sex, age, color, AERC Number, and USEF Horse Recording Number, if applicable.

2. At an Event, a competitor may withdraw any or all his Horses from a Competition, but he may not add a Horse not previously entered for that Competition without the Approval of the OC.

EN117 Veterinary Control

1. The Veterinary Commission has absolute control on all matters concerning horse safety.

2. There must be a minimum of one Treatment Veterinarian present at the event from the pre-vet through awards.

3. The series of inspections and examinations required by these Rules are established in the interest of the health, safety and welfare of the horse in the competition.

4. Should an entered horse die for any reason during the period between the first inspection and the final inspection, the Organizing Committee in consultation with the Veterinarians is obliged to write a report on the circumstances to the USEF and AERC.

5. Only competitors whose horses have passed all the inspections and examinations are entitled to be classified in the final list of results.

6. All the relevant information required at the inspections and examinations must be recorded on an individual veterinary record for each competitor and must, in principle, be available at all subsequent inspections and examinations. Such records may be produced electronically (with back up) or by hard copy. Competitors are entitled to see and copy the record referring to their horses immediately after the inspection or examination. Veterinary cards may be retained by the Organizing Committee.

7. The arrival time into the Vet Gate must be recorded and the horse must be presented to the veterinary commission for inspection within the presentation time (recovery time).

7.1. The presentation time (recovery time) is the length of time (usually 20 to 30 minutes) as defined in the ride

schedule (prize list) or at the ride briefing, which is the maximum allowable time from each horse's arrival time to the time crossing into (the pulse area of) the veterinary inspection area.

8. The compulsory halts are operated by establishing a vet gate with an inspection area that the competitors/grooms enter with the horse when they decide that the horse is ready to pass the veterinary inspection. When handlers have entered the inspection area, they must proceed with the horse directly to the nominated vet at a reasonable pace showing constant forward motion.
9. Once a horse has successfully passed the pulse control, its timed hold, starting from the moment the horse was presented to the Veterinary Commission, continues for the stated period. During the timed hold, all the other aspects of the inspection, including trotting the horse, will be carried out.
10. The Organizing Committee together with the Veterinary Commission can decide to modify the length of timed holds according to extreme weather conditions or other exceptional circumstances. Modifications must be announced to all competitors before the start of the phase concerned.

EN118 Veterinary Inspections and Examinations of Horses

1. Horse Inspections:

- 1.1. First Inspection: In principle, it should take place on the day preceding the start of the competition and is performed by the Veterinary Commission. It will be conducted according to the standards for all inspections, as outlined below, to include: Heart Rate, Respiratory System, General Condition, Gait Evaluation, Soreness, Lacerations, Wounds, Range of Motion and other matters and items which from time to time may be added to the Veterinary Card.
- 1.2. Inspections Generally: There are no differences between the Veterinarians responsibilities to evaluate a horse between the First Inspection and the Final Inspection. The same standards apply to judging fitness to continue both metabolically and in terms of gait evaluation.
- 1.3. Inspection Decorum: The inspection areas should remain politely quiet in respect to riders and horses under the stresses of intense competition.
- 1.4. Compulsory Recovery Inspections (Exit Exams): The Veterinary Commission, in consultation with the organizing committee, will establish prior to the pre-ride briefing, at which Vet Gates they will require horses to be presented for a compulsory recovery inspection. This inspection will be at up to 15 minutes before that competitor's scheduled departure time from that Vet Gate.
- 1.5. Requested Recovery Inspections: The examining veterinarian may ask a competitor to present their horse for re-inspection up to 15 minutes prior to its scheduled departure if after passing the horse, the veterinarian retains concerns about the horse's continuing stability. This rule is in place to provide the benefit of the doubt for the opportunity to continue to the horse.
 - 1.5.1. Failure to represent within the hold time for that horse will result in failure to qualify for the next phase.
- 1.6. Vet Gate Inspection (Pulse gate): The first mandatory inspection of the horse at the end of each phase.
- 1.7. Vet Gate Re Inspection (Pulse Re-tries): If during the Vet Gate Inspection the horse's heart rate is higher than the parameters defined for that Inspection, the horse may be represented during the presentation time (recovery time).
- 1.8. Final Inspection: The final inspection which takes place after the horse crosses the finish line of the competition must be within the time allowed as defined.
- 1.9. Heart Rates: Horses with abnormally high pulse rates, or pulse rates higher than the parameters defined upon recommendation from the Veterinary Commission, will not be allowed to continue in the competition and will be deemed to have failed to qualify for the next phase. Any abnormal heart sounds must be recorded.
- 1.10. Respiratory System: Abnormalities in rate or character of the breathing deemed by the Veterinary Commission to be of such a nature as to endanger the safety of the horse will be cause for failure to qualify for the next

phase.

- 1.11. General Condition: Temperatures may be recorded and mucous membrane will be examined. Horses in a generally poor condition or with an abnormally high temperature will fail to qualify for the next phase.
- 1.12. Irregularity of Gaits: At the first or the final inspection or any inspection during the course, a horse with an irregularity of gait; which must be consistently observable at trot, or an equivalent gait; and is observable through evaluation by trotting the horse on a loose lead in hand straight out and back, without prior flexion or deep palpation; which must be observed to cause pain, or threaten the immediate ability of the horse to safely perform athletically; will be removed from competition and will fail to have qualified for the next phase.
 - 1.12.1. In principle the inspection should be run on a flat firm surface.
 - 1.12.2. If, after having once trotted the horse, the observing Veterinarian questions the horse's fitness to continue, the horse will be re-trotted by a three-vet panel, if possible.
 - 1.12.3. Any unusual feature about a horse's gait must be noted on the veterinary card of the horse, whether it is deemed grounds for failure to qualify for the next phase or not.
- 1.13. Soreness, Laceration and Wounds: Any evidence of soreness, lacerations and wounds in the mouth, on the limbs and on the body, including girth and saddle galls, must be recorded. If participation in or continuation of the competition is bound to seriously aggravate any such soreness, lacerations or wounds, the horse will not be allowed to qualify for the next phase.
- 1.14. Shoes and Feet: Horses may be ridden without shoes, but if shod they must be correctly shod and the shoes must be in a suitable condition for the competition. Horses which are shod at the first inspection may cross the finish line without one or more shoes. Equi-boots and pads are allowed. However, in all cases, the ongoing condition of the horse's feet and its adverse effect on the horse's immediate ability to perform athletically or which is observed to be causing the horse pain in proceeding shall be grounds for failure to qualify for the next phase.
2. Individual Veterinary Cards: The individual veterinary cards (vet cards) must be issued before the first inspection and be completed during each inspection.
3. Final Inspection
 - 3.1. To qualify for presentation to the veterinary commission at the final inspection the horse's heart rate must have attained 64 bpm or less within 30 min of crossing the finish line. Horses that do not meet these criteria will not be classified and must still be presented to the veterinary commission for inspection at 30 min after crossing the finish line.
 - 3.2. In any case, pulse must be taken and registered on the vet card within the time limit shown in the schedule.
 - 3.3. The Final Inspection is to determine whether the horse is still fit to continue, to be ridden after a normal rest period for another full phase and it will be performed in the same manner as previous inspections with the same control and criteria as the inspections during the course with the exception that only one opportunity to qualify for presentation is allowed. Each horse shall also be checked against its vet card.
4. Other Inspections: Other inspections may be carried out by any member of the veterinary commission on all or any horses selected at random at any time during the course of the competition.

EN119 Best Condition

1. The OC should organize a Best Condition Award.
2. The purpose of this Award is to find the horse which is in the best condition having completed the event and been classified among the best horses (maximum the first ten horses).
3. Horses which enter the Best Condition Award are deemed to be still in the competition and subject to medication

control until after completion of Best Condition Judging.

4. Competitors are not obliged to enter their horse in the Best Condition Award.
5. The AERC Best Condition form may be used to establish the Best Condition Award.

EN120 Awards

1. An award must be given to all competitors who successfully complete the course.
2. There is no minimum value for awards in Endurance Rides.
3. The Veterinary Commission should exclude any unfit horse from participation in the prize-giving ceremony.

CHAPTER EP ENGLISH PLEASURE DIVISION

SUBCHAPTER EP-1 GENERAL

EP101 Eligibility

EP102 Appointments

EP103 Gait Requirements

EP104 Judging

EP105 Classes Offered and Specifications

CHAPTER EP ENGLISH PLEASURE DIVISION

SUBCHAPTER EP-1 GENERAL

EP101 Eligibility

Horses may be of any breed or combination of breeds. Junior exhibitor classes are open to horses and ponies. Horses must be serviceably sound, in good condition and of English Pleasure type. Animals with complete loss of sight in one eye may be found serviceably sound at the judge's discretion. Stallions are not permitted in Junior Exhibitor classes.

EP102 Appointments

1. The use of artificial appliances or devices such as chains, shackles, rubber bands, blinkers (except when driving) or blindfolds is prohibited on the grounds before or during a competition. Any animal with prohibited equipment must be disqualified from further competition and forfeit all entry fees and winnings. Tails must not be gingered or put in any device (e.g. tailset, bustle, braced, tied, etc.) which alters their carriage while on the grounds. The fact that a horse's tail has previously been set does not exclude participation. Tongue ties and inconspicuously applied hair in the tail and/or mane are permitted.
2. ENGLISH PLEASURE SADDLE SEAT CLASSES: A full bridle, pelham or curb, English-type saddle (No forward seat or dressage seat saddles allowed). Horses must be shown with a full mane and tail without braids or ornamentation of any kind. For rider, informal saddle seat attire with coat and hat or protective headgear. In all classes, gloves, crop, and spurs are optional. Gaudy colors should be avoided. Prohibited: A single snaffle, hackamore, martingale, or tie-down.
3. ENGLISH PLEASURE HUNTER SEAT CLASSES: Forward or balance seat saddle, snaffle bridle, pelham with two reins, kimberwicke bits or a full bridle (curb and snaffle). If a full bridle is used, it must be of hunter style and excessive length of curb shank shall be penalized. Breast plates are permissible, but martingales are prohibited. Horses may be shown with or without braided manes &/or tails. For rider, traditional hunter-style jacket, breeches or hunter jodhpurs, dark hunting cap, derby, or protective headgear and appropriate boots. Tall dress or tall field boots are preferred as traditional. Paddock or jodhpur boots with matching half chaps are permitted although not considered as traditional. A stock, choker or four in hand with any color shirt is correct. In all classes gloves, hunter crop or bat, and spurs are optional. Junior riders must wear fastened protective headgear which meets or exceeds ASTM (American Society of Testing and Materials)/SEI (Safety Equipment Institute) standards for equestrian use and carries the SEI tag (See GR801.4) when mounted. Shadbellies are prohibited.
4. ENGLISH PLEASURE DRIVING: Entries to be shown to a two-wheeled show pleasure vehicle or a two wheeled traditional carriage driving vehicle with driver only. Harness with blinkers and driving bit(s), including sidechecks and overchecks, are permitted in all English Pleasure Driving classes and should be appropriate to the horse and vehicle according to tradition and safety. Running martingales are only permitted with snaffle bits. If a traditional carriage driving vehicle is used, breeching, shaft stops or thimbles must be used if the vehicle has no brakes. Entries must be shown with a full mane and tail without braids of any kind. Driver to dress conservatively (not period attire).

EP103 Gait Requirements

1. UNDER SADDLE CLASSES.
 - a. Saddle Seat Classes: To be shown at a flat walk, trot, extended trot, and canter both ways of the ring. Horses must stand quietly and back readily in the line-up. Horses may or may not stretch in the line-up.
 - b. Hunter Seat Classes: To be shown at a flat walk, trot, and canter both ways of the ring. Entries may be asked to hand gallop one or more directions of the ring at the discretion of the judge. For safety reasons the judge may

EP - ENGLISH PLEASURE DIVISION

limit the number of horses to hand gallop at one time. Horses must stand quietly and back readily in the line-up.

Horses must not stretch in the line-up.

2. **DRIVING CLASSES:** To be shown at a flat walk, trot, and extended trot both ways of the ring. Horses may or may not stretch in the line-up. One attendant without whip is permitted to head each entry during the line up in driving classes. It is imperative that the horse stand quietly and back readily in the line-up and the attendant must not touch the horse except for safety purposes.

EP104 Judging

1. English Pleasure Saddle Seat classes to be judged by a USEF licensed judge who holds a current license in any breed that includes a saddle seat or English Pleasure section.
2. English Pleasure Hunter Seat classes to be judged by a USEF licensed judge who holds a current Hunter license or a current license in any breed that includes a Hunter or Hunter Pleasure section.
3. English Pleasure Driving classes to be judged by a USEF licensed judge who holds a current license in any breed that includes a Pleasure Driving section.
4. Manners and suitability as a pleasure mount are paramount. Transitions from one gait to another should be smooth and effortless. Horses must be obedient with prompt transitions. Special emphasis is placed on a true, flat walk with special consideration being given to those entries that represent a true recreational type, general riding mount. Entries should not exhibit extreme motion, speed, or resistance of any type. Horses must stand quietly and back readily in the line-up. **TO BE PENALIZED:** Pulling, head tossing, laboring action, extreme motion or speed, going sideways, tail switching, and interference from attendant during the line up in driving classes.

EP105 Classes Offered and Specifications

Open Classes are open to professionals, amateurs, and junior exhibitors. Classes may be restricted (e.g. Amateurs, Jr. Exhibitors, Novice Rider, etc.) only if specifically stated in the prize list. A competition may offer up to 3 classes in each subsection of the Saddle Seat, Hunter Seat and Driving sections (e.g. 3 Amateur English Pleasure Hunter seat classes, 3 English Pleasure Saddle seat Geldings classes, etc.) however, only one class within each subsection and the championship within each subsection will count for HOTY awards for any one competition. The prize list must clearly state which classes count for Horse of the Year points.

1. **ENGLISH PLEASURE SADDLE SEAT and CHAMPIONSHIP** (Open, Amateur, Jr. Exhibitor, Maiden, Novice, Limit, Geldings, Mares, Ladies, Gentlemen). Judged on manners, performance, presence, quality and conformation.
2. **ENGLISH PLEASURE HUNTER SEAT and CHAMPIONSHIP** (Open, Amateur, Jr. Exhibitor, Maiden, Novice, Limit, Geldings, Mares, Ladies, Gentlemen). Judged on manners, performance, presence, quality and conformation.
3. **ENGLISH PLEASURE DRIVING and CHAMPIONSHIP** (Open, Amateur, Jr. Exhibitor, Maiden, Novice, Limit, Geldings, Mares, Ladies, Gentlemen). Judged on manners, performance, presence, quality and conformation.
4. **ENGLISH PLEASURE UNDER SADDLE and CHAMPIONSHIP** (Open to both Saddle Seat and Hunter Seat Entries). Any English Pleasure class that allows entries to compete in either Saddle Seat or Hunter Seat attire and equipment must be run as an unrated, recognized class or opportunity class. Competition management must list the class specifications in the prize list and a licensed judge is not required.
5. **ENGLISH PLEASURE HORSEMANSHIP and CHAMPIONSHIP** (Saddle Seat, Hunter Seat, Driving). To be shown at the appropriate gaits listed in EP103.1 and EP103.2. To be judged on the rider's awareness of the horse's performance. Offering of prize money in horsemanship classes for junior exhibitors and amateurs is forbidden. In Horsemanship classes, the rider is the competitor and wins the award. Exception: Breed and Hunter Horsemanship classes may offer classes in which scholarship funds are awarded. However, these funds must be disbursed directly to the institution upon proof of enrollment by the awarded recipient. Horsemanship classes will be held as unrated, recognized classes. Horsemanship classes are to be judged in accordance with EP104.

CHAPTER EQ EQUITATION DIVISION

SUBCHAPTER EQ-1 REGULATIONS FOR ALL SEATS

EQ100 Definition

EQ101 Eligibility

EQ102 Judging

SUBCHAPTER EQ-2 HUNTER/JUMPING SEAT EQUITATION SECTION

EQ103 Eligibility to Compete

EQ104 Position

EQ105 Appointments

EQ106 Conduct

EQ107 Class Routine

EQ108 Course Requirements

EQ109 Course Designers

EQ110 Requirements for Specific Classes

EQ111 USHJA Zone, Regional **and National** Championships

EQ112 Tests From Which Judges Must Choose

SUBCHAPTER EQ-3 SADDLE SEAT EQUITATION SECTION

EQ113 Position

EQ114 Appointments

EQ115 Conduct

EQ116 Class Routine

EQ117 Requirements for Specific Classes

EQ118 Tests

EQ119 U.S. Saddle Seat World Cup Selection Trials

EQ120 Saddle Seat World Cup Competition

SUBCHAPTER EQ-4 WESTERN SEAT EQUITATION, REINING SEAT EQUITATION AND WESTERN HORSEMANSHIP SECTION

(See Western Rules, Chapter WS)

EQ121 General

EQ122 Position

EQ123 Appointments

EQ124 Conduct

EQ125 Western Seat Equitation

EQ126 Western Horsemanship

EQ127 Reining Seat Equitation

EQ128 Requirements for Specific Classes

EQ129 Tests from Which Judges Must Choose

CHAPTER EQ EQUITATION DIVISION

SUBCHAPTER EQ-1 REGULATIONS FOR ALL SEATS

EQ100 Definition

The Equitation Division is divided into three sections: Hunter/Jumping, Saddle and Western Seats. Judges officiating these sections shall be licensed accordingly unless permitted in the rules of the specific Equitation Finals (Exception: GR1004.4). Separate classes can be offered for boys and girls; different age limits; or ribbons won. Dressage Seat Equitation is exempted from the requirements of Chapter EQ. For Dressage Seat Equitation, see DR133.

EQ101 Eligibility

1. Riders in classes for junior exhibitors cannot have reached their 18th birthday in accordance with GR127, however competitions are encouraged to offer Adult Equitation classes for amateur riders who have reached their 18th birthday.
2. In Equitation classes only the rider is being judged, therefore, any horse that is suitable for a particular style of riding (i.e., Hunter/Jumping Seat, Saddle Seat or Western/Reining Seat) and is capable of performing the required class routine is acceptable.
3. Stallions are prohibited. (Exception: USEF Talent Search Class/Finals; **Hunter Seat Equitation classes restricted to adults**; classes restricted to a breed if division rules for the breed of horse ridden permit their use for juniors, and if the division rules for the breed of horse ridden permit juniors to ride stallions). *BOD 1/17/15 Effective 12/1/15*
4. Any rider competing and or riding anywhere on the competition grounds with their stirrup, stirrup leather, fender, or foot tied and/or secured in any manner will be eliminated from the entire competition. The steward will note the trainer name(s) on the steward's report, and further disciplinary actions may be taken by the Federation.
5. Management shall not permit an animal to compete in any equitation class restricted to ponies or in any class where the pony's height is a qualifying factor unless the person presenting the animal is in possession of a measurement card issued by the Federation or a copy of a valid measurement form.

EQ102 Judging

1. SOUNDNESS. Unsoundness does not penalize a competitor unless it is sufficiently severe to impair the required performance. In such cases, the imposition of a penalty is at the judge's discretion.
2. Any rider not having his mount under sufficient control will be dismissed from the ring and disqualified from that class.
3. Riders must remain on the same mount throughout all phases of a class until the judge requests a change.
4. No rider can be asked to perform a test on another horse before he has performed the same test on his own.
5. Attendants are not allowed in the ring except at the request of judge(s).
6. When additional tests are desired, the judges' instructions to riders are publicly announced. It is suggested that the judge go over these instructions with the announcer immediately before they are announced to assure mutual understanding of the wording. For testing in Hunter Seat Finals, when riders are called back collectively into the ring without their trainers, they may be given a copy of the course. If the judge desires, the test may be written on the course diagram.
7. Judges cannot confer with riders individually during the line-up. (Exception: Verbal testing).
8. At Federation licensed hunter and/or jumper competitions, judges may not adjudicate from the same location as the starter, or from a place where competitors and/or trainers are permitted to congregate.
9. ELIMINATIONS.
 - a. If eliminations for a class are separated from the final phase, the performance in each phase has equal consideration unless otherwise specified in the prize list or class specifications. (Exception: ASPCA Horsemanship Finals.)

EQ - EQUITATION DIVISION

- b. The final phase will be conducted in the same manner as the elimination except a different course can be used in the Hunter/Jumping Seat classes and different tests can be used in all classes.
 - c. If a posted workout is to be used at a later time it should be publicly announced and should be posted near the in-gate before the workout is called.
10. In Open Equitation and Medal Classes, horses may not be ridden by more than one rider per class or section of the class. (Exception: Saddle Seat Equitation and Tests requiring a change of horses.)
 11. In a work-off a rider may not jump or be required to jump any fence that is not in the original course, except verticals included in the original course may be jumped in the opposite direction provided the ground lines are correct. Jumps must be jumped in the original direction unless otherwise specified.

SUBCHAPTER EQ-2 HUNTER/JUMPING SEAT EQUITATION SECTION.

WHEN A SUBJECT IS NOT ADDRESSED IN THESE RULES, IT MUST BE ADDRESSED BY THE APPROPRIATE COMMITTEE AND THAT COMMITTEE'S INTERPRETATION WILL STAND AS THE RULE UNTIL THE NEXT YEAR WHEN AN APPROPRIATE RULE CHANGE WILL BE SUBMITTED.

EQ103 Eligibility to Compete

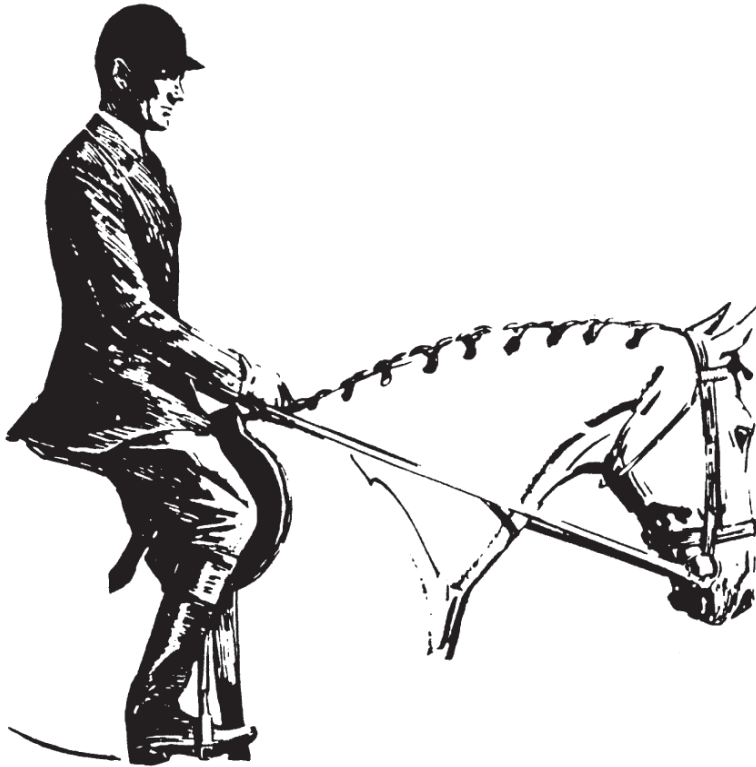
1. In order to compete in any Hunter/Jumping Seat Equitation classes at licensed competitions as an exhibitor, rider, trainer, or his/her agent(s), a person must be an Active member of the United States Hunter Jumper Association, Inc., or pay a Show Pass fee to the United States Hunter Jumper Association, Inc. Exception: Local Competitions and exceptions listed in GR901.9. Exception: Breed restricted Hunter/Jumping Seat Equitation classes.
2. USHJA Horse Registrations.
 - a. All horses competing in Federation non-breed restricted licensed competitions with hunter, hunter breeding, jumper and hunter seat equitation classes (except those activities enumerated in GR901.9, items 1-9) must be properly identified and must obtain a Registration Number from USHJA. A registration number for each horse must be entered on all entry forms for licensed competitions. Only one Registration Number will be issued per horse, and must remain with the horse throughout its career. Anyone knowingly applying for a duplicate Registration Number for an individual horse may be subject to disciplinary action. The Federation and/or USHJA as applicable must be notified of any change of ownership and/or competition name of the horse. Owners are requested to notify the Federation and/or USHJA as applicable of corrections to previously submitted information, e.g., names, addresses, breed registration, pedigree, or markings.
 - b. Applications for Registration Numbers can be completed online at ushja.org or usef.org using the Horse Registration application form. The Horse application form is also available from the USHJA or Federation office, or it can be downloaded from the USHJA or Federation website or from competition management. Competition management is responsible for notifying exhibitors of this requirement in their prize list.
3. Adults can ride ponies in Adult Hunter Seat Equitation classes, suitability to count; however, these ponies cannot cross enter into the rated Regular and Green Pony Hunter sections at the same competition.

EQ104 Position

1. General. Rider should have a workmanlike appearance, seat and hands light and supple, conveying the impression of complete control should any emergency arise. Exhibitors may ride side saddle in Adult Equitation classes but not in classes restricted to Juniors.
2. Hands. Hands should be over and in front of horse's withers, knuckles thirty degrees inside the vertical, hands slightly apart and making a straight line from horse's mouth to rider's elbow. Bight of reins may fall on either side. However, all reins must be picked up at the same time. When using two reins, the snaffle rein should be on the outside while the curb rein is on the inside.
3. Basic Position. The eyes should be up and shoulders back. Toes should be at an angle best suited to rider's

conformation: ankles flexed in, heels down, calf of leg in contact with horse and slightly behind girth. Iron should be on the ball of the foot and must not be tied to the girth.

4. Position in Motion. At the walk, sitting trot and canter, body should be a couple of degrees in front of the vertical; posting trot, inclined forward; galloping and jumping, same inclination as the posting trot.
5. Mounting and Dismounting. To mount, take up reins in left hand and place hand on withers. Grasp stirrup leather with right hand and insert left foot in stirrup, toe in girth and mount. To dismount, rider may either step down or slide down. The size of rider must be taken into consideration.



EQ105 Appointments

1. Protective headgear. All riders must wear protective headgear. See GR801.2. While competing in a class, if a rider's chin strap becomes unfastened, the rider may stop, re-fasten the chin strap and continue his/her performance without penalty or elimination. A judge may, but is not required, to stop a rider and ask them to refasten a chin strap which has become unfastened, again without penalty to the rider. Headgear must be free from non-traditional adornment.
2. Attire. Riders are required to wear conservatively colored coats (black, blue, green, grey or brown) which are free from adornment which in the judge's opinion is overly distracting. Shirts must have a choker, similar collar or tie. Breeches may be buff, canary, tan, rust or white.
3. Spurs, crops or bats are optional but if used must be a conservative color.
4. Inappropriate attire. When management permits Hunter/Jumping Seat Equitation riders to ride without jackets, riders must wear traditional, short, or long-sleeved riding shirts with chokers or ties. Polo shirts and full chaps are not permitted except in unjudged warm-up classes. Management or Judge may eliminate an exhibitor who is inappropriately attired.
5. Tack.
 - a. In Hunter Seat Equitation, snaffles, pelhams and full bridles, all with cavesson nose bands, are required. Judges may penalize, but may not eliminate, a horse or pony that competes in a snaffle, pelham or full bridle that is unconventional. Judges must eliminate a horse or pony that competes in an illegal bit or a noseband other than

EQ - EQUITATION DIVISION

- a cavesson. Illegal bits include, but are not limited to, two rings, three rings, gags (other than the hunter gag), et cetera. Illegal nosebands include, but are not limited to, drop, flash and figure eight nosebands.
- b. In Jumping Seat equitation, snaffles, pelhams, full bridles, gags, two ring or three ring bits are required. Judges may penalize, but may not eliminate, a horse or pony that competes in a snaffle, pelham, or full bridle that is unconventional. Judges must eliminate a horse or pony that competes in an illegal bit or noseband. Legal nosebands include leather cavesson, flash and figure eight. Illegal nosebands include but are not limited to drop nosebands.
- c. Boots and conservative colored bandages are permitted. Type of saddle is optional. Martingales are permitted in classes over obstacles and in the jumping phase of classes requiring both jumping and flat work. Changing of bits between phases is permissible.
6. When showing in the Hunter/Jumping Seat Equitation section it is recommended that riders use traditional stainless steel stirrup irons that promote proper position of the foot in the iron as well as a correct leg position. It is further recommended that riders use stirrup irons that allow judges a clear and unobstructed view of the position of the foot in the stirrup. Judges may not eliminate a rider for using a particular style of stirrup iron. (Exception: see EQ101.4) *BOD 2/29/16 Effective 9/1/16*
7. Electronic Communication Devices.
- a. No mounted exhibitor may wear or carry an electronic communication device (i.e., cellular telephone, pager, walkie talkie, etc.) while in the competition ring. The penalty for wearing or carrying a forbidden device if observed by the judge may be elimination from the class during which the device was worn or carried.
- b. Electronic communication devices used for purposes of coaching, etc., between competitors and individuals outside the ring shall be prohibited in all classes.
- c. Exhibitors who have a chronic condition may apply for a Presidential Modification exempting them from the provisions of this rule in accordance with GR152. Riders may not use these devices in over fences classes.
- d. An exhibitor who has a chronic condition and has previously been granted at least one annual presidential modification related to the condition, may submit an application for approval of a special three-year presidential modification related to the same condition. The application must be accompanied by sufficient supporting documentation that the condition is unlikely to improve during the three-year period.
8. A rider will be eliminated for competing with a tail wrap. *BOD 1/17/15 Effective 12/1/15*

EQ106 Conduct

(See GR1210.1a -.1e)

1. Classes for junior and senior riders can be combined.
2. When entries warrant, it is recommended that competitions restrict Maiden, Novice, Limit and Intermediate riders to their respective categories.
3. DIVISION OF CLASSES. In Hunter/Jumping Seat, all classes with 50 or more entries at the beginning of the class must be divided and run as two separate sections with separate trophies and ribbons; for Hunter/Jumping Seat, a "California split" method, as defined in HU110.7, must be used if the class requires numerical scores. (Exception: Regional and National Equitation Finals and all Equitation Classics)
4. MONEY PRIZES. In Equitation classes the rider is the competitor and wins the award. Offering of prize money in Equitation classes for junior exhibitors and amateurs is forbidden. (Exception: Scholarship funds may be awarded. However, these funds must be disbursed directly to the institution upon proof of enrollment by the awarded recipient.)
5. RIBBONS. In Hunter/Jumping Seat Equitation classes a minimum of six ribbons must be awarded but no more than ten ribbons are required.
6. NUMBERS. Numbers must be worn on the rider's back and must be clearly visible at all times when in competition.
7. Attention getting devices and/or other noisemakers (including but not limited to tape measures, blow horns, altered

bamboo poles, etc.) are not allowed in and around the make up/schooling/warm-up and competition rings during scheduled competition sessions. Use of explosives and fire extinguishers by or for exhibitors/competitors (except in the case of fire) is not allowed on competition grounds at any time. (See also GR839.4i)

EQ107 Class Routine

1. Over obstacles.

- a. The performance begins when the horse enters the ring.
- b. Each competitor's round will be scored on the rider's performance.
- c. Each competitor may circle once before approaching the first obstacle. He then proceeds around the course keeping an even pace throughout.
- d. If a refusal occurs in a double or triple, competitors must re-jump all obstacles in the combination.
- e. The judge will determine a base score for each competitor's performance. A knock down penalty of four (4) points per rail will be deducted from the base score.
- f. In classes with a time allowed, a one (1) point deduction per second over the time allowed will be deducted from the base score.
- g. The following constitute major faults:
 1. A refusal.
 2. Trotting on course when not part of a test.
 3. Crossing your track; A track is established once a horse has landed from a fence or completes a required test and follows the horse until the consecutive fence is jumped or the next test is executed. Upon completion of each consecutive fence or performance of the next test, the track is erased. Crossing a track between obstacles and/or required tests shall constitute a disobedience and will be penalized by the judge(s). Exceptions:
 - a. A course diagram that requires a rider to cross his track.
 - b. Snake or multiple panel jumps that are jumped consecutively
- h. The following constitute faults at the judge's discretion:
 1. A loss of stirrup(s).
 2. A loss of rein(s).
- i. An eliminated rider must leave the ring immediately. If elimination occurs during a ride-off, the competitor is placed last of all those chosen for the ride-off, but placed before any riders not participating (see EQ112). The following actions will result in elimination:
 1. Fall of horse and rider (rider shall not remount in the ring).
 2. Three cumulative refusals. Exceptions: Riders will be eliminated after two refusals in the U.S. Hunter Seat Medal Finals, U.S. Pony Medal Finals, Maclay Finals, USEF Talent Search class and the WIHS Equitation Jumper phase.
 3. Off course.
 4. Trotting or cantering through the in-gate or out-gate.
- j. Any or all competitors can be called back to perform at a walk, trot and canter or to execute any appropriate tests included in class requirements (see EQ110 and EQ112). If a rider does not attempt a part of the test (e.g., fails to back, fails to halt) a score of 50 shall be given for the first occurrence. If a rider attempts the test, but encounters difficulty (e.g., loss of counter lead, breaking to the canter in front of a trot fence), up to 10 points may be deducted depending on severity, for each occurrence.

2. Flat Classes and Flat Phases.

- a. In Hunter Seat or Jumping Seat Equitation flat classes or phases, judges must work competitors in groups of twenty (20) or less.
- b. Light contact with the horse's mouth is required.

EQ - EQUITATION DIVISION

- c. Competitors shall proceed at least once around the ring at each gait and, on command, reverse and repeat. The order to reverse can be executed by turning either toward or away from the rail. Entries then line up on command.
 - d. All tests must be on the flat.
 - e. In addition to the class requirements of EQ110 and EQ112, in Intermediate, Open Equitation classes for riders 12 years of age and older, ASPCA Maclay classes, and all U.S. Hunter Seat Medal classes, riders may be asked to work collectively without stirrups.
 - f. In addition to the class requirements of EQ110 and EQ112, in Open Equitation classes for riders 12 years of age and older, ASPCA Maclay classes, and all U.S. Hunter Seat Medal classes, judges may call for more advanced flatwork such as shoulder in, shoulder out, haunches in, haunches out, and changing direction collectively.
3. Outside assistance will be penalized at the judge's discretion.
 4. In cases of broken equipment or loss of shoe, the competitor must continue or be eliminated. Exception: see EQ105.1 for protective headgear.
 5. The number of competitors who complete the course will be used to determine the number of entrants for the increment system.
 6. In any two-phase equitation class, i.e. the WIHS, Maclay and the USEF Talent Search, a rider must complete both phases to be eligible for a ribbon in the overall standings. Exception: U.S. Hunter Seat Medal see EQ110.5.
 7. No medal class with a national year-end finals may run concurrently with any other class or section in the same ring. Exception: Pony Medals and WIHS Equitation Hunter Phase. *BOD 1/17/15 Effective 12/1/15*

EQ108 Course Requirements

See EQ110 for course requirements specific to Medal Classes

Classes must be held over at least six obstacles.

1. All obstacles must be at least 5'6" wide across the jumpable portion.
2. In Maiden, Novice, Limit and classes for under 14 years, jumps cannot exceed 3'.
3. In Intermediate classes obstacles cannot exceed 3'3".
4. In Open Classes and Classes for 14 to 18 years, obstacles cannot exceed 3'6" and wings are optional.
5. In Novice classes, a change of direction is required.
6. In Limit classes, a change of direction and a combination are required.
7. In Intermediate, 14 years and over and Open classes, at least one change of direction and a combination are required.
8. Combinations are prohibited in classes restricted to riders 12 years old and under, unless required in specific Federation classes. All combinations must be numbered with a single number and the designations A and B or A, B and C on the course diagram. If only one element of a combination is being jumped, it must be the last element.
9. Verticals may be jumped in either direction provided ground lines are correct, i.e. no false ground lines.
10. It is recommended that one class in each competition be held over jumper-type obstacles to encourage interest in FEI competition and one over hunter course so that riders can be judged on their ability to establish and maintain an even hunting pace.
11. In Open Equitation classes for riders 12 years of age and older, the course must include at least two changes of direction, a combination including an oxer and 1/3 of the obstacles must be oxers. In addition, all courses must include at least three of the following:
 - a. Bending Line
 - b. Narrow Jump (5'6"-8')
 - c. Roll-back Turn
 - d. Fence at the end of the ring

- e. Long approach to a single jump
- 12. If an option fence is used, a rider may choose to jump either fence. If the horse stops at one of the options, the rider is scored with a refusal and if the fence is dislodged must wait for the fence to be reset, but may then jump either option.
- 13. FEI approved safety mechanisms must be used in conjunction with a cup that is at least 1 ½ inches deep and at least 3 inches wide for the back rail of all oxers in the competition ring.
- 14. FEI approved safety cups must be made readily available for each equitation schooling area. Breakable pins such as wooden dowels are permitted in an equitation schooling area only when safety cups are not available.
- 15. Schooling Rules for all equitation classes will follow USEF Jumper Schooling Rules (see JP Appendix A) EXCEPT that Swedish Oxers (maximum 12" difference), tarps, coolers and liverpools are acceptable.

EQ109 Course Designers.

1. The licensed Hunter Course Designer, or his designated representative, must be present during all Hunter/Jumping Seat Equitation classes for which he has responsibility and must oversee the courses are properly set for the competition. Course Designer should be available to report to the judge at any time. (Exception: breed restricted competitions and open competitions with 50% or more breed specific classes.)
2. A minimum of an "r" license is required to officiate alone at a National or Premier licensed competition with a Hunter class offering up to \$4,999 in prize money.
3. A "R" license is required to officiate in any class at a National or Premier licensed competition offering \$5,000 or more in prize money.

EQ110 Requirements for Specific Classes

1. The following age limit classes are suggested but may vary according to local conditions:
 - a. For juniors: 10 and under, 11 to 13, 14 to 15, and 16 to 17; and
 - b. For amateurs: 18 to 35, 36 to 49, and 50 and over.
 2. Juniors under 14. Tests 1-8.
 3. Juniors 14 and Over. Tests 1-19.
 4. Maiden, Novice, Limit, Intermediate.
- Open to riders that have not won one/three/six/twelve first place ribbons respectively competing in equitation classes at Regular and Local competitions of USEF or Equine Canada.
- a. Maiden. For juniors and amateur riders who have not won 1 blue ribbon over obstacles. Test 1
 - b. Novice. For juniors and amateur riders who have not won 3 blue ribbons over obstacles. Tests 1-7.
 - c. Limit. For juniors and amateur riders who have not won 6 blue ribbons over obstacles. Tests 1-7.
 - d. Intermediate. For juniors and amateur riders who have not won 12 blue ribbons over obstacles 3'3" or higher. Tests 1-13.
 - e. Open. For juniors and amateur riders. Tests 1-19.
 - f. The Maiden, Novice, Limit and Intermediate status of riders at Regular and Local Competitions is determined from the closing date of entries. Blue ribbons won in the Hunter/Jumping Seat Equitation section will not affect a rider's status in the Saddle or Stock sections, etc. Ribbons won in classes restricted to a particular breed will affect a rider's status. Ribbons won as a junior affect a rider's status when competing as an adult.
 - g. Ribbons won in leadline classes and in classes where entries are not required to ride at all gaits will not affect Maiden, Novice, Limit and Intermediate status.
 - h. Ribbons won in classes not to jump do not affect a rider's status in classes over jumps. However, ribbons won in classes over jumps do affect a rider's status in classes not to jump. Ribbons won in classes with less than six (6) entries do not affect a rider's status. Ribbons won in short stirrup classes and in classes over obstacles lower

than 2'3" will not be counted in reckoning Maiden, Novice, Limit, Intermediate or Open status.

5. US HUNTER SEAT MEDAL CLASS

a. Conditions Governing Competitors in US Hunter Seat Medal Classes

1. US Hunter Seat Medal Classes are open to Individual Junior Members in good standing who have not reached their 18th birthday in accordance with GR127. Affiliated Members are not eligible. No credit will be given for winnings before a competitor becomes a member.
 2. Application for membership can be made directly to the Federation, or the exhibitor can join prior to the class through the steward.
 3. A rider can enter Medal classes anywhere in the United States but the number of points to qualify for the US Hunter Seat Medal Final (or semi-finals if held) depends on the requirements of the rider's point state. A rider's point state shall be the state given on the rider's membership application. That address is locked on December 1 of the competition year or the first day of the rider's membership activation, whichever comes first. However, a Life member's address is always locked on December 1 of the competition year. A rider may have only one domicile which is where the rider has his permanent home and where, whenever he is absent, intends to return. The address given on the membership application must be the state where the rider is domiciled at the time of membership activation or renewal. If a rider is found not in compliance with this rule, the rider may be subject to disqualification from the US Hunter Seat Medal Finals. A person may apply to the Federation for permission to change their point state.
 4. In US Hunter Seat Medal, exhibitors must qualify by the minimum number of points required by their state. **Riders may compete in a total of fourteen (14) US Hunter Seat Medal Qualifying classes in a single qualifying period. Any rider who continues to compete after they have competed in fourteen (14) qualifying classes will no longer be eligible to compete in the US Hunter Seat Medal Final. (Exception: If a rider is not yet qualified for the US Hunter Seat Medal Final after fourteen (14) classes, that rider may continue to compete until qualified. That rider must stop competing in US Hunter Seat Medal Qualifying classes as soon as he or she is qualified for the US Hunter Seat Medal Final or he/she will no longer be eligible to compete in the US Hunter Seat Medal Final.) It is the rider's responsibility to calculate and know their points as well as the number of classes they have competed in.**
 - a. **Any rider in his or her final junior year may not compete in any qualifying classes held at a competition with a start date after August 31 of that competition year. BOD 1/16/16 Effective 9/1/16 BOD 2/29/16 Effective 9/1/16**
 5. The winner of a Medal Class Final is no longer eligible to compete in Medal classes in the division in which the Final was won.
 6. Qualifying procedures for US Hunter Seat Medal Classes and any other USEF classes listed in EQ110 will be approved by the relevant USEF Committees and breed/discipline affiliate organization. Information on qualifying procedures for each of these classes will be available on the USEF website.
 7. The first and second place award winners of each USHJA Zone and Regional Medal Finals, if not already qualified prior to the start of each event, shall be automatically qualified to compete at the US Hunter Seat Medal Finals.
- b. To be shown over a course of not less than eight obstacles at 3'6" with spreads to 4' (Exception: triple bar type obstacles, maximum spread of 5') which must include one combination including an oxer and two changes of direction after the first obstacle and 1/3 of the obstacles must be oxers. The top element of all obstacles must be securely placed so that a slight rub will not cause a knockdown. If a breakaway or safety cups are used the top cup must be the deepest standard cup available. A plank may not be used as the top element of a jump. A liverpool or water is prohibited in US Hunter Seat Medal classes including Regionals and Finals. In addition, all courses must include at least three of the following: Bending line, narrow jump (5'6"-8'), roll-back turn, fence

at the end of the ring, long approach to a single jump. Two or more tests of at least the top four competitors are required. **Eight places must be awarded in classes with thirty-one (31) or more entries.** Tests 1-19. Any exhibitor who does not participate in the testing is placed last of those exhibitors called back to test. Should more than one exhibitor fail to return for testing they will be placed at the judge's discretion. Only one rider per horse. To fill a class **three (3)** competitors must complete the course. For purposes of determining the number of entries for the increment system, the number of entries is determined by the number of exhibitors who **completed the course** in a class or section of the class. (See EQ107.5). If there are 40 or more entries at the beginning of this class, it may be divided by every other number and run as two separate sections. If there are 50 or more entries at the beginning of this class, it must be divided by every other number and run as two or more separate classes. Certificate of Compliance - National medal classes must be certified by the following: A course plan showing the actual height and spread of all the fences, signed by the judge and steward which must be included in the steward's report to the Federation. **BOD 1/17/15 Effective 12/1/15 BOD 1/16/16 Effective 9/1/16**

c. Increment Chart:

Number of Exhibitors Who Complete the Course				
Placings	3-5 Exhibitors	6-15 Exhibitors	16-30 Exhibitors	31+ Exhibitors
1st	5	10	20	40
2nd	4	8	16	32
3rd	3	6	12	24
4th		4	8	16
5th			4	8
6th			2	4
7th				2
8th				1

d. Conditions Governing US Hunter Seat Medal Finals

1. If entries warrant, semi-final ride-offs will be held at strategic points throughout the country, in which case all potential participants must be notified in advance.
2. On or before July 1 of each year the Federation will announce the competitions at which the Finals will be held. Even though entries for the designated competitions have closed before an individual qualifies, post entries will be accepted.
3. **Any rider in his or her final junior year may not compete in any qualifying classes held at a competition with a start date after August 31 of that competition year.**
4. The judge(s) for all US Hunter Seat Medal Class Finals are to be approved by the appropriate equitation committee.
5. The US Hunter Seat Medal Finals will be judged by at least one judge who holds an "R" Registered status in the Hunter Seat Equitation Division. Additional judges are eligible to judge if they have 'r' recorded status. A high performance jumper individual is eligible to judge the Finals with a guest card provided that the individual has either judged the East or West Coast Finals of the USEF Talent Search class or held a Hunter/Jumping Seat Equitation Judges' Card within the last ten years. Any questions or disputes in connection with Medal classes must be referred to the Board of Directors or to a special committee appointed by the President whose verdict is final.
6. Two cumulative refusals in the US Hunter Seat Medal Finals will result in elimination, see EQ 107.1.
7. The judges for the Hunter Seat Medal Finals must design the course, which must be posted one hour before

EQ - EQUITATION DIVISION

the class. Maximum spread of obstacles 4'. (Exception: triple bar type obstacles, maximum spread of 5'.)

8. In US Hunter Seat Medal Finals, between 20-25 riders must be called back for the work-off.
9. The name of the winner of a Finals is engraved upon a Perpetual Trophy which remains in the possession of the Federation. A replica trophy is given to the rider.
10. In the event that a horse is incapacitated in the first phase of a Medal Finals or before the ride-off, upon examination of the competition veterinarian and a judge or steward, a substitution is permitted.
11. For all Hunter Seat Regional and Final Championships, the competition will provide an exhibitor representative from the USHJA Equitation Task Forces' annual approved list. The exhibitor representative acts between the trainers and the judges and stewards if issues arise that need clarification. Issues may include concerns regarding the course, footing, call back lists or any others needing clarification. The person that is chosen for this job will have no conflict of interest or vested interest in the outcome of the class. The exhibitor representative will not act as a steward but as a liaison for the trainers, judges and exhibitors.
12. Qualifying procedures for US Hunter Seat Medal championships and any other USEF championships listed in EQ110 will be approved by the relevant USEF Committees and breed/discipline affiliate organization. Information on qualifying procedures for each of these classes will be available on the USEF website.

e. Schooling Rules for Medal Finals

1. One hour before the class begins competition management will set in place the jumps in the schooling area(s). The jumps will be flagged to show the direction of the jumps. These flags may be changed, red on right, white on left.
2. Verticals can be made into oxers and oxers can be made into verticals. The jumps may be raised or lowered, widened or narrowed.

f. Qualifying

1. The points that a rider needs to qualify will be determined by his state residence. The points required by each individual state will be determined by the population density of that state for Junior riders designated Hunter or Jumper combined with the number of US Hunter Seat Medal classes held in that state. Each year the Current State Groups will be recalculated. The number of points required by each state will be posted at the beginning of the each qualifying period on the USEF website. **See EQ110.5a.4 for restrictions on competing in US Hunter Seat Medal classes after qualifying for the Finals. BOD 1/16/16 Effective 9/1/16**
2. For points required to qualify for the US Hunter Seat Medal Finals by state groups, see the Federation website at www.usef.org. Point system and state groups will be set no later than fifteen (15) days prior to the start of the qualifying period.
3. Current state charts will be posted on the USEF website at www.usef.org.

6. U.S. PONY MEDAL CLASS. Open to Junior Active Members of the Federation who have not yet reached their 18th birthday, on ponies 14.2 hands and under. No Junior over 12 years of age may compete on a small pony. No Junior over 14 years of age may compete on a medium pony. Application for membership can be made directly to the Federation, or the exhibitor can join prior to the class through the Federation steward. Riders entered in this class cannot cross enter into a U.S. Hunter Seat Medal Class at the same competition. Suitability of a pony to rider will be emphasized. To be shown over a course of not less than six obstacles 2'3" for ponies not exceeding 12.2 hands; 2'6" for ponies over 12.2 hands and not exceeding 13.2 hands; and 2'9" - 3' for ponies over 13.2 hands. If distances between related fences are less than 100' (including in and outs), the distances must be adjusted for each height section. The course must include at least two changes of direction and 1/3 of the obstacles must be oxers. In addition, U.S. Pony Medal classes may include any of the following: bending line, narrow jump (5'6"-8'), rollback turn, fence at the end of the ring, long approach to a single jump, a combination. Two tests (1-19, excluding test 16) are required during the first round. Only one rider per pony. To fill a class six competitors must complete the course (five in Zones 8, 11, and 12). Two cumulative refusals in the U.S. Pony Medal Finals will result

in elimination, see EQ107.1. This class may be judged as one class, with all height sections run consecutively; or management may elect to divide and pin this class in three separate sections, small, medium and large or to divide into two sections, small-medium and large or small and medium-large. In no case may sections be divided into small-large and medium. When classes are divided as outlined above an exhibitor may only ride in one section per competition. Ribbon winners in each section will receive qualifying points. The Pony Medal may be run concurrently with the small, medium, and large pony division. The green pony division cannot be run with the U.S. Pony Medal card open as the fence heights are not consistent. However, green ponies may jump in the U.S. Pony Medal when the card is held open during the regular pony division if they so choose. A rider who accumulates 30 pts. will receive a silver medal from the Federation and will qualify for the Finals which is held in conjunction with the U.S. Pony Competition. 1st place = 30 pts.; 2nd place = 15 pts.; 3rd place = 10 pts. A rider that has qualified for the Finals can continue to compete in qualifying classes. The winner of the Finals may no longer ride in the Finals or in qualifying classes. Classes held after July 1 will count toward the next year's Final. Riders cannot enter both the US Hunter Seat Medal Finals and the U.S. Pony Medal Finals in the same year. If there are 50 or more entries at the beginning of this class, it must be divided by every other number and run as two separate classes. Certificate of Compliance - National medal classes must be certified by the following: A course plan showing the actual height and spread of all the fences, signed by the judge and steward which must be included in the steward's report to the Federation.

7. U.S. ADULT EQUITATION CLASS. Open to Amateur Senior Members of the Federation and USHJA. Application for membership and amateur certification can be made directly to the Federation, or the exhibitor can join prior to the class through the Federation Steward. Only one rider per horse. To be shown over a course of not less than eight obstacles at 3'3". The course must include one combination which includes an oxer and two changes of direction after the first obstacle. Two or more tests of the top four competitors are required. Tests 1-19. To fill a class six competitors must complete the course (five in Zones 8, 11 and 12). The winner will receive an embossed certificate from the Federation. Points will count 7, 5, 4, 3, 2, 1 toward the annual U.S. High Point Adult Equitation Rider Award. If there are 50 or more entries at the beginning of this class, it must be divided by every other number and run as two separate classes.
8. ASPCA HORSEMANSHIP CLASS. Open to Junior **members of USEF or Equine Canada** who have not reached their 18th birthday. Rider and trainer (**or coach when applicable, see GR108**) must be current members of the ASPCA/NHSAA. Fees **are payable online by credit card** to the National Horse Show Association of America **by visiting www.nhs.org and clicking the ASPCA Maclay tab at the top of the page**. All contestants are required to perform over at least eight fences at 3'6" with or without wings. The course must include at least two changes of direction, a combination including an oxer, and 1/3 of the obstacles must be oxers. The top element of all obstacles must be securely placed so that a slight rub will not cause a knockdown. If breakaway or safety cups are used the top cup must be the deepest standard cup available. A plank may not be used as the top element of a jump. A liverpool or water is prohibited in ASPCA Maclay classes including Regionals and Finals. In addition, all courses must include at least three of the following: bending line, narrow jump (5'6"-8'), rollback turn, fence at the end of the ring, long approach to a single jump. Two cumulative refusals in the ASPCA Maclay Finals will result in elimination, see EQ107.1. A minimum of twelve riders, if available, are required to show at a walk, trot and canter. To be judged on seat, hands, guidance and control of horse. The Under Saddle performance of those riders selected to show under saddle shall count 50%. Only one rider per horse. USEF Tests 1-19. To fill a class **three (3)** competitors must complete the course. If 50 or more entries are received the class must be divided by every other number and run as two separate classes. Certificate of Compliance - National medal classes must be certified by the following: A course plan showing the actual height and spread of all the fences, signed by the judge and steward which must be included in the steward's report to the Federation. **BOD 4/13/15 Effective 12/1/15 BOD 1/16/16 Effective 9/1/16**
 - a. For the point and qualifying system, see the Federation website at www.usef.org and the National Horse Show

website at www.nhs.org. Point system will be set no later than fifteen (15) days prior to the start of the qualifying period.

Riders may compete in a total of fourteen (14) ASPCA Maclay classes in a single qualifying period. Any rider who continues to compete after they have competed in fourteen (14) qualifying classes will no longer be eligible to compete in the ASPCA Maclay Regional Finals. (Exception: If a rider is not yet qualified for their ASPCA Maclay Regional Final after fourteen (14) classes, that rider may continue to compete until qualified. That rider must stop competing in ASPCA Maclay Qualifying classes as soon as he or she is qualified for his or her ASPCA Maclay Regional Final or he/she will no longer be eligible to compete in the ASPCA Maclay Regional Finals.) It is the rider's responsibility to calculate and know their points as well as the number of classes they have competed in. For complete details on application to offer this class, as well as instructions on submitting results, competition management should contact the National Horse Show. See the National Horse Show website at www.nhs.org for contact information. Classes held after August 31 will count toward the next year's finals. Any rider in his final junior year may not compete in any qualifying classes held at a competition with a start date after August 31 of that competition year. *BOD 1/17/15 Effective 12/1/15 BOD 1/16/16 Effective 4/1/16 BOD 1/16/16 Effective 9/1/16 BOD 2/29/16 Effective 9/1/16*

9. USEF SHOW JUMPING TALENT SEARCH CLASS, a test of the abilities of an individual as a show jumping rider, is open to Junior/Young Riders under Federation rules, who are members of the Federation.

a. Definitions and Eligibility

1. Junior Rider - An individual who has not reached his 18th birthday as of December 1st of the current competition year. The age of an individual on December 1st will be maintained throughout the entire competition year (See GR127).
2. Young Rider - Individuals are eligible as Young Riders from the beginning of the calendar year in which they reach the age of 16 until the end of the calendar year in which they reach the age of 21 (See GR 149).
3. Winners of twenty Talent Search Classes who are Junior or Young Riders under Federation rules, may compete in the Finals, but are no longer eligible to compete in the USEF Show Jumping Talent Search Class.
4. Winners of the Finals, who are Junior or Young Riders under Federation rules, may continue to compete in the USEF SHOW JUMPING TALENT SEARCH CLASS, in pursuit of additional wins leading towards Gold, Silver and Bronze Medals in recognition of these wins, but may not compete in future Finals.
5. Non-U.S. citizens may compete in the USEF SHOW JUMPING TALENT SEARCH class, but not the Finals.

b. Applying to Host a USEF SHOW JUMPING TALENT SEARCH CLASS

1. All competitions planning to hold a 1*, 2* or 3* USEF SHOW JUMPING TALENT SEARCH CLASS must apply in writing at least eight weeks prior to the competition to the United States Equestrian Federation office at the Lexington, KY address, for permission to hold the class. Please include the name of the competition, the dates, and the name, address and email of a contact person. 3* USEF SHOW JUMPING TALENT SEARCH CLASS applications will be reviewed separately.
2. For every three (3) consecutive weeks of competitions held at any one facility and by any one Licensee, competitions may only hold one (1) 3* USEF SHOW JUMPING TALENT SEARCH CLASS.
3. Competitions may only offer one (1) USEF SHOW JUMPING TALENT SEARCH CLASS regardless of the level.

c. Class Specifications – The USEF SHOW JUMPING TALENT SEARCH CLASS will be conducted using a star (*) level based on the difficulty and class specifications. Star levels will be conducted as follows:

1. For a 1* or 2*, both the Jumping and Flat phases of the USEF SHOW JUMPING TALENT SEARCH CLASS must be held in a jumper or equitation competition ring.
2. For a 3*, the Jumping phase of the USEF SHOW JUMPING TALENT SEARCH CLASS MUST be held in one of the main Grand Prix Jumping competition rings.
3. The time allowed for all levels will be figured at 350 meters per minute.

4. The time must be manually or electronically timed for 1* and 2* USEF SHOW JUMPING TALENT SEARCH CLASS.
 5. The time must be electronically timed for 3* USEF SHOW JUMPING TALENT SEARCH CLASS.
 6. The Jumping phase of the class shall be held prior to the Flat phase over a Junior Jumper styled course with a minimum of ten numbered fences at the respective heights, spreads, and other obstacles as delineated below.
 - a. (1*) - Fence heights will be 1.10m to 1.15m (3'7" to 3'9") with a minimum of three (3) spreads (as defined in JP125), excluding triple bar (if any). The course must include one (1) double and one (1) triple combination (or three (3) doubles), and at least one (1) Liverpool covered with water.
 - b. (2*) - Fence heights will be 1.15m to 1.20m (3'9" to 3'11") with a minimum of three (3) spreads (as defined in JP 125), excluding triple bar (if any) and water obstacle. The course must include one (1) double and one (1) triple combination (or three (3) doubles), one (1) water-filled Liverpool, and a water-filled water jump (minimum 2.45m (8') (if dug in with or without a rail over it, or if above ground must have a rail over it). The water must be colored black or blue so the bottom is not visible.
 - c. (3*) - Fence heights will be 1.20m (3'11") with a minimum of three (3) spreads (as defined in JP124), excluding triple bar (if any), and water obstacle. The course must include one (1) double and one (1) triple combination (or three (3) doubles), one (1) water-filled Liverpool, and a dug in water-filled open water jump of 3.05m to 3.65m (10' to 12') without a rail over it. The water must be colored black or blue so the bottom is not visible.
 7. Certificate of Compliance: All levels of USEF SHOW JUMPING TALENT SEARCH CLASSES must be certified by the following: A course plan showing the actual height and spreads of all the fences, signed by the Judge and Steward which must be included in the Steward's report to the Federation.
 8. Altering Jumping Specifications: The specifications at which a given 1*, 2* or 3* USEF SHOW JUMPING TALENT SEARCH CLASS is held may be altered from that listed in the prize list with the joint approval of the Course Designer, Judges and competition management only in the case of inclement weather, or unsafe conditions. See GR832.6 for class postponement due to weather conditions. All changes MUST be specifically noted in the Steward's report for the competition.
 9. Flat Phase: In the flat phase, riders will show in both directions as a group at the working walk, the working trot sitting, and the working trot rising, as well as showing a lengthening of stride; the working canter, and the working canter showing a lengthening of stride. All riders shall be required to show at the working canter on the counter lead for at least one full revolution of the arena in both directions. No more than 12 shall counter canter at one time. Judges may require any additional tests on the flat (see EQ112). In addition, basic dressage movements may be tested including but not limited to Shoulder-in, Shoulder-out, Haunches-in, and Haunches-out. At least 12 riders, if available, must be called back for the flat phase.
- d. Course Requirements
- Although the USEF SHOW JUMPING TALENT SEARCH CLASS is located and described in the Equitation (EQ) Chapter of the USEF Rule Book, both the course materials and equipment used and the conduct of the class will be in accordance with the rules and procedures delineated in the Jumper (JP) chapter of the USEF Rule Book unless specifically noted herein. This specifically includes, but is not limited to, rails, planks, gates, jump cups, breakaway safety cups, lath or plasticine, numbers, and flags.
- e. Other Judging Considerations
1. Jumping Phase - To be judged on style, function and execution.
 - a. The performance begins once the audible tone is sounded.
 - b. Time and jumping faults must be taken into consideration in the judge's evaluation of the rider.
 - c. Rules regarding Time to Start (JP136.3 and .4) and Starting and Stopping (JP137.1) will apply.

EQ - EQUITATION DIVISION

- d. Two refusals will incur elimination.
- e. The proper use of the whip should not be penalized.
- f. Water Obstacle. In the event that there is an obvious fault at the water obstacle, first score the fault within the context of the round. Unless the fault is caused by a MAJOR rider error, it should not be considered a MAJOR riding fault.
- g. No separate water jump judge is required.
2. Flat Phase - To be judged on rider's position, seat and the correctness and effectiveness of the aids. Excellence and effectiveness on the flat will be rewarded. The performance begins when the class is called to order.
- f. Other Class Considerations
 1. If 40 or more entries are received the USEF SHOW JUMPING TALENT SEARCH CLASS may be split and run as two (2) separate classes. If 50 or more entries are received, the USEF SHOW JUMPING TALENT SEARCH CLASS must be divided equally and run as two (2) separate classes.
 2. Competitors must use the same horse in both phases. Competitors may ride stallions.
 3. At least 12 riders, if available, must be called back for the flat phase.
 4. All riders must ride in the jumping phase, which will be offered first and constitutes entry into the class as a whole, regardless of whether the rider is one of those called back for the second, flat phase. To fill a class, SIX COMPETITORS MUST COMPLETE THE COURSE.
- g. Saddlery
 1. There are no restrictions on saddles.
 2. Change of bridle is permissible, between phases.
 3. Blinkers are prohibited.
 4. No martingales of any kind are permitted in the flat phase.
 5. Only running martingales used in the conventional manner are permitted in the jumping phase. Standing martingales, draw reins, or restricted running martingales are prohibited.
 6. Reins must be attached to the bit(s) or directly to the bridle.
 7. Gags and hackamores are not allowed in the flat phase.
 8. The total maximum weight of equipment allowed to be added to a Horse's leg, front or hind (single or multiple boots, fetlock rings, etc.), is 500 grams or 17.637 ounces (shoe excluded). Failure to comply with this paragraph will incur disqualification.
- h. Qualifying For The Finals

A graduated point scale based on difficulty and class specifications, a 3* being the most difficult and a 1* be the least difficult, will be used for Finals qualification.

Information about the USEF Show Jumping Talent Search Finals East and West and qualifying procedures for each can be found on the USEF web site by clicking [HERE](#). Qualifying procedures cannot be changed without the approval of the USEF Show Jumping High Performance Committee following notification of USHJA of such changes.
- i. Talent Search Finals

The USEF SHOW JUMPING TALENT SEARCH FINALS will be judged by at least one judge who holds an "R" Registered status in the Hunter Seat/Jumping Equitation Division. Additional individuals are eligible to judge with a guest card.

10. WASHINGTON INTERNATIONAL HORSE SHOW EQUITATION

- a. RIDER MEMBERSHIP. The cost of an annual WIHS membership can be found on the WIHS website. Membership entitles riders to earn points in the rankings. Membership (application & fee) must be received at the WIHS Membership Office within 10 days of the completion of an event for points from that event to count. Riders may

join at a show; however, riders are strongly encouraged to mail the application themselves. Riders may obtain an application or download an application from the website, www.wihs.org.

1. Riders need not be members of the WIHS Equitation to compete in any qualifying classes, but only current members will accrue points towards year-end finals.
- b. **QUALIFYING PERIOD.** Qualifying period: shows starting on or after September 1st through shows starting on or before August 31st. The top 40 riders (as determined by the League in accordance with subsection .c below) will be invited to compete in the WIHS Equitation Finals and the top 25 riders will be invited to compete in the WIHS Pony Equitation Finals at the Washington International Horse Show. Multi-day horse shows are permitted to hold either a one or two phase WIHS Equitation qualifier. One-day horse shows are only allowed to hold a one-phase event. WIHS Pony Equitation classes may only be one phase.
- c. **QUALIFYING LEAGUES.** Qualification for the WIHS Equitation Final will be based on two Leagues. The East Coast League will consist of Zones 1-5, and the West Coast League will consist of Zones 6-12. The top 30 riders from the East Coast League and the top 10 riders from the West Coast League will be invited to compete in the WIHS Equitation Finals. Riders will compete in the League based on their address submitted to the WIHS Membership Office. Riders have until June 15th to change their leagues provided they submit their request in writing to the WIHS Membership Office by that date. Riders may add points from up to four competitions based in the other League to their total. Additional qualification specifications can be found on the WIHS website.
- d. **Awarding of Points**

1st - 6th place points are tabulated by multiplying the # of riders in the qualifier class by 10, 6, 4, 2, 1, ½ points respectively.

When there is a two-phase junior equitation qualifier, only the overall results of a two-phase junior equitation qualifier will be tabulated for the standings. A multiplying factor of 2 will be applied to these classes only.
- e. **CLASS SPECIFICATIONS.** WIHS Equitation and WIHS Pony Equitation:
 1. The WIHS Equitation Classes are open to junior members of USEF or Equine Canada.
 2. Three riders must complete the course for the class to be included in the National Ranking.
 3. The same horse must be used in all phases of the event. No Exceptions.
 4. Only one rider per horse, unless the judge requests a change.
 5. Classes to be judged in accordance with the current USEF standards for equitation.
 6. Riders may only compete in one WIHS Equitation class at a show.
 7. If there are 50 or more entries at the start of either phase, it must be divided as under HU110.7 ("California Split"). In this case, EQ106.3 will not apply. If either phase is double pinned, then the overall results must also be double pinned. Points will be awarded based on the number of riders in the largest phase after any split, however for calculation purposes the maximum differential between the two phases will be no more than ten riders of the lesser section.
- f. **WIHS Pony Equitation:** To be shown over a course of not less than 8 jumps. No junior rider over 12 years of age may compete on a small pony. No junior rider over 14 years of age may compete on a medium pony. Fence heights: 2'3" for ponies not exceeding 12.2 hands; 2'6" for ponies over 12.2 hands and not exceeding 13.2 hands; and 3' for ponies over 13.2 hands and not exceeding 14.2 hands. The suggested distance for the in and out is 20' for small ponies, 22' for medium ponies and 24' for large ponies. The distance must be altered for each height division. WIHS Pony Equitation classes may include any of the following: bending line, narrow jump (5'6"-8'), rollback turn, fence at the end of the ring, long approach to a single jump. It is recommended that the course be consistent with EQ108.11. A numerical score will be given. WIHS Pony Equitation class may run concurrently with the small, medium and large pony division. The green pony division cannot be run with the WIHS Pony Equitation card opened as the fence heights are inconsistent.
- g. **WIHS Equitation:** Conventional tack per JP111. Reins must be attached to the bit(s) or directly to the bridle. Only

running martingales used in the conventional manner is permitted in the Jumper Phase. Boots and conservative colored bandages are permitted in both phases. Certificate of Compliance - National medal classes must be certified by the following: A course plan showing the actual height and spread of all the fences, signed by the judge and steward which must be included in the steward's report to the Federation.

1. Hunter Phase - To be shown over a minimum of 8 jumps at 3'6". It is recommended that the course be a straight forward hunter course consisting of natural jumps. **It must include** a combination, hunter lines, and a long approach to a single jump. A numerical score will be given. *BOD 1/16/16 Effective 4/1/16*
2. Jumper Phase - The course should be of the type used in a High Junior Jumper competition. To be shown over a minimum of 10 jumps at 1.10 m (3'7"). A minimum of **either** two double **combinations** or one triple combination are required. There must be at least two changes of direction after the first fence. In addition, at least two of the following are required and more are recommended: vertical - no ground lines; Liverpool; narrow jump - minimum width **5'6"**; one or more of the following - triple bar, swedish oxer, fan jump. *BOD 1/17/15 Effective 12/1/15*

A Time Allowed will be used based on a speed of 360 yards per minute. The judge will give a numerical score for each competitor's round. The announcer will announce the judge's numerical score and then deduct time faults as follows: one point for each commenced second over the Time Allowed. Rules regarding Time to Start (JP136.3 and .4) and Starting and Stopping (JP137.1) will apply.

A FINAL SCORE BELOW ZERO MAY NOT BE GIVEN.

3. Two Phase Event - Hunter & Jumper - Each phase to be conducted under their own specifications and pinned separately, as well as an overall placing.
 - a. Both Hunter & Jumper Phases to be scored under the numerical system. Scores from each phase will be added together to determine the overall winner. In the event of a tie for any placing, the tie will remain.
 - b. Scores from the first phase will determine the order of go in the second phase. The highest scores will return last; riders may volunteer to move up in the order.
 - c. One or more judges may be used in any combination.
 - d. National Ranking points will be awarded based on the OVERALL placing only.
- h. Procedures for the WIHS Equitation Finals: Held at the Washington International Horse Show in October
 1. Judging - All three phases of the Finals will be judged under the Open Numerical Scoring system by two panels of two judges seated in two separate locations. Each panel may include one high performance jumper rider, provided that the rider has either judged the East or West Coast Finals of the USEF Talent Search class or held a Hunter Seat Equitation Judges' Card within the last ten years. Each panel shall submit a single score, and the two separate scores will be averaged to produce a final score for each rider for each phase. **Each of the three phases of the Finals will weigh equally in the results.** *BOD 1/16/16 Effective 4/1/16*
 2. Hunter Phase - The Hunter Phase will be held first. The order of go shall be determined by a random draw. The score will be announced. The top ten finishers will return to the ring, mounted, for awards at the conclusion of the Hunter Phase.
 3. Jumper Phase - The order of go for the Jumper Phase will be in reverse order of the Hunter Phase with the winner of the Hunter Phase competing last. An audible tone will be used to start competitors. A Time Allowed based on a speed of 360 yards per minute will be applied. The score will be announced. Time Faults, if any, for exceeding the Time Allowed will be deducted from the judges' original score, with one point being deducted for each commenced second over the Time Allowed. Rules regarding Time to Start (JP136.3 and .4) and Starting and Stopping (JP137.1) will apply.
 4. Third Phase - The scores from the Hunter & Jumper Phases will be added together to determine the ten riders who will participate in the Third Phase. The combined score will determine the order of go, with the highest scoring rider competing last. These ten riders will change horses. The order of change will be random

draw. The top five (5) will draw among themselves and the bottom five (5) will draw among themselves. In determining the ten riders for the Third Phase in the event of a tie, the higher score in the Jumper Phase will determine the order. Riders in the Third Phase will negotiate the Jumper Phase course. There will be neither a starting tone nor a Time Allowed in the Third Phase. A score will be given by the judges in the Third Phase, but will not be announced until the conclusion of the class. Once the riders have changed horses for the Third Phase and before the first rider in the Third Phase has entered the arena to compete, there will be a 3-minute period during which riders may work on the flat. Should any rider feel that the horse on which they will compete in the Third Phase is unsound to the extent it will impair the horse's ability to perform the Third Phase, that rider must petition the panel of veterinarians who will be available to assess the soundness of any questioned horse. The panel's decision regarding the fitness of a questioned horse to compete will be final. Should a horse be declared unfit to compete in the Third Phase, the rider who qualified that horse will be eliminated from the Third Phase and automatically placed 10th. The Show Steward will then draw by lot 1 of the 8 remaining riders (not to include the rider who was to ride the eliminated horse in the Third Phase). The rider drawn will then change its switched mount with the horse qualified by the rider who was switched to the unfit horse. In the event that more than one horse is declared unfit to compete, this procedure will be repeated in each instance. In the case of multiple eliminated riders due to unsoundness, the combined score of the first 2 rounds of the Finals will determine their final placing.

- i. Qualifying procedures and Finals procedures cannot be changed without the approval of the Washington International Horse Show Assn., LTD.

11. USHJA Hunterdon Equitation Cup Classic. Open to any rider that is an Active USHJA member and has won a US Hunter Seat Medal, ASPCA Maclay, USEF Show Jumping Talent Search, or Overall WIHS Equitation Classic during the qualifying period. The show in which they qualify must have started on or before the final day of the qualifying period. The qualifying period will be posted on the USHJA website in the official class specifications. The USHJA, at its discretion, may choose to conduct an East and/or West Championship for the Hunterdon Cup. Once a rider has won the USHJA Hunterdon Cup he/she will not be allowed to compete again. Class Specifications for the Classic consists of:
- a. At least 10 Hunter Type Jumps including a minimum of 2 jumps with no ground lines.
 - b. Fences are to be set at 3'6.
 - c. Judging will be on style and smoothness with an emphasis on hunter style of riding.
 - d. The class will be conducted in a three round format.
 - 1. Round 1- Hunter Round. Score will be announced.
 - 2. Round 2- Handy Hunter Round, handiness will be emphasized. The top 20 riders will return in reverse order of scores from Round 1. The score from Round 2 will be announced.
 - 3. Round 3- The course will consist of components of Round 1 and/or Round 2 up to a maximum of 8 jumps. A minimum of the top 4 riders and a maximum of the top ten riders will switch horses and return in reverse order of the combined score from Round 1 and Round 2. The course will be announced with the final competitors in the ring and all fences will be judged. The final score will not be announced.
 - e. The two judges will sit together and provide one numerical score for all phases of the class.

Specifications cannot be altered without the consent of the USHJA.

12. NATIONAL PHA MEDAL HUNTER SEAT EQUITATION CLASS. Open to riders under 18 years of age. Riders must be competing members of the PHA in order to earn points toward the year end competition and awards. To be shown over a course of 8 or more fences at 3'6" in height, with at least one combination including an oxer, and two changes of lead after the first fence. The judge will insert two tests into the original course (USEF 1-18). Further testing of the top riders is optional. Only one rider per horse. To fill a class, three competitors must complete the course. Points won in this class are as follows: With up to 15 riders, points will count 10-6-4-2-1-1/2. With 16 to

EQ - EQUITATION DIVISION

30 riders, points will count double and with 31 riders and above points will count triple. All classes with 50 or more entries at the beginning of the class must be divided and run as two separate classes with separate trophies and ribbons (EQ106.3). Based on these points, there will be a Championship Class for the 40 riders who have accumulated the most points throughout the season at a site to be selected by the National PHA for the yearly championship. Additionally the top 10 point earners for the season will receive appropriate awards. The season begins on September 1 and concludes on August 31st of the following year (GR1115.2). Riders who will lose their Junior status at the end of the year are NOT eligible to compete in classes held after August 15th. For permission to offer this class, the competition must be a recognized Federation competition. For an application for this class, please see the PHA web page at www.nationalalpha.com. The results for this class must be submitted electronically within 10 days to PHA. See the PHA web page for information on where to submit results. The same file electronically submitted to USEF must be used. For additional class information visit www.nationalalpha.com.

13. USHJA 3'3" JUMPING SEAT MEDAL.

- a. Open to Junior Active Members of the Federation and USHJA who have not reached their 18th birthday (per USEF rules). There are no cross entry restrictions.
- b. The USHJA, at its discretion, may choose to conduct Championship(s) for the 3'3" Jumping Seat Medal. See www.USHJA.org for more information.
- c. A minimum of three (3) riders must complete the course for points to count for this class.
- d. This class must be held in a jumper ring utilizing jumper style fences and the course should be of the type used in a low Junior or amateur Jumper class. The course must include at least eight fences set at 1.0m (3'3") in height, at least one double or triple combination, and at least three spreads from 1.0m to 1.15m (3'3" to 3'9"). Natural fences, a liverpool, and a small water jump may also be included at the course designer's discretion. Start and Finish markers must be used. Time allowed will be figured at 350 meters per minute and may be timed either electronically or manually.
- e. The class is to be judged on the rider's equitation style, technical merit, judgment and execution of an efficient, time saving pace and track. One (1) point will be subtracted from the rider's score for each commenced second taken over the time allowed and four (4) points will be deducted for each knockdown on course. Judges are asked to walk the course when possible and where there are striding options, the judges are asked not to penalize an option that might be used to achieve the best result appropriate to the track taken and the individual horse/rider combination. JP136 (the competition round) and JP137 (Timing) will apply. No work-off is required. Two refusals will incur elimination.
- f. If 50 or more entries compete, the class will be pinned with two firsts, two seconds, two thirds, and so on through two eighths, with full points going to each placing.
- g. The following tack and saddlery restrictions apply to this class:
 1. Blinkers are forbidden.
 2. Running martingales used in the conventional manner are permitted. Standing martingales, draw reins, or restricted running martingales are prohibited.
 3. Reins must be attached to the bit(s) or directly to the bridle. Gags are prohibited.
- h. Riders who accumulate a minimum of ten (10) points during a given qualifying period may compete at a USHJA 3'3" Jumping Seat Medal Final. Full points will be awarded in qualifying classes providing at least eight riders complete the course. If there are fewer riders, points will be awarded on a reduced scale based on the maximum number of ribbon winners.

Point Scale:

8 or more riders:	10, 8, 6, 5, 4, 3, 2, 1
7 riders:	8, 6, 5, 4, 3, 2, 1
6 riders:	6, 5, 4, 3, 2, 1
5 riders:	5, 4, 3, 2, 1
4 riders:	4, 3, 2, 1
3 riders:	3, 2, 1

The USHJA may elect to give awards to high scoring riders as it determines. BOD 9/30/14 Effective 12/1/14.

- i. Following each class, competition management must send a check made payable to the USHJA in the amount of \$5.00 for each competing entry.
- j. For specifications regarding USHJA 3'3" Jumping Seat Medal Finals, see www.ushja.org. BOD 1/12/14 Effective 12/1/14.

14. CHAMPIONSHIPS. To be awarded on a competitive basis. Can be held:

- a. as a free post entry class open to any designated number of place winners in the Hunter Seat section (minimum of two) except Maiden, Novice and Limit classes;
- b. as an Open class with advance entries for riders who have competed in at least one other class in the Hunter Seat section. To be shown over a minimum of six jumps not to exceed 3'6". Wings can be no wider than 36". Judges can require additional tests; or
- c. all judges officiating in classes stated to qualify for the Champion and Reserve can confer and designate a first or second place winner on the basis of performance in these classes. Riders can be required to work-off at judge's discretion using only those tests permitted under EQ112.

EQ111 USHJA Zone, Regional and National Championships

1. General.

- a. The chairman of each USHJA Zone may request permission of the USHJA and the Federation to hold a Zone Championship class for the riders within each Zone who have won a first or second place ribbon or have qualified for the finals in a US Hunter Seat Medal class since the last day to qualify for the Zone Championship the previous year.
- b. Two or more USHJA Zone Chairmen may request permission of the USHJA and the Federation to hold a Regional Championship Class for riders from Zones requesting to participate in the Regional Championship who have won a first or second place ribbon or have qualified for the finals in a US Hunter Seat Medal class since the last day to qualify for the Regional Championship the previous year.
- c. Application must be made to the USHJA office at least ninety days in advance of the holding of the class and submitted to the Federation office at least sixty days in advance of holding the class.

2. Zone or Regional Championship classes must be held prior to December 1.

3. Zone or Regional Championships are conducted under the same regulations as the Finals, except a minimum of 25% of the riders must be called back for a work-off.

4. A minimum of five competitors are required to complete the class.

5. Judges for a Zone or Regional Championship must hold a valid USEF license and must be approved by USHJA.

6. Placing other than first or second in a Zone or Regional Championship will have no effect on a rider's eligibility to compete in the Finals but will enable the Medal Class winners to compete against each other on a Zone or Regional basis. Riders who place first or second in a Zone or Regional Championship on or before October 1st, if not already qualified prior to the start of each event, shall be automatically qualified to compete at the US Hunter Seat Medal Finals in accordance with EQ110.5. Winning after October 1st does not count toward qualifying for the Finals.

7. Judges chosen for Regional Medal classes are encouraged to design the course. A course designer approved by USHJA must be used to design the course in lieu of the judges. The course must be posted at least one hour prior

8. USHJA Adult Equitation Championship. The USHJA, at its discretion may choose to hold a National or East and West Championship for Adult Equitation. See www.ushja.org for rules, specifications and eligibility. *BOD 1/17/15 Effective 12/1/15*

EQ112 Tests From Which Judges Must Choose

Tests may be performed either collectively or individually but no other tests may be used. Instructions must be publicly announced. A judge may ask riders to re-jump an abbreviated or shortened form of the original course. NOTE: In Hunter/Jumping Seat Equitation classes, any exhibitor who does not participate in the testing is placed last of those competitors called back to test. Should more than one exhibitor fail to return for testing they will be placed at the judge's discretion. If exhibitors are called back collectively to test, they must remain in the ring until all exhibitors have completed the test. Equitation tests must not have exhibitors trotting or cantering through in gate or out gate; any exhibitor choosing to trot or canter through the in-gate or out-gate must be eliminated (see EQ107). Obstacles jumped in an equitation test must have been included in the original course. Jumps must be jumped in the original direction unless otherwise specified.


1. Halt (4 to 6 seconds) or halt and back. When riders working collectively are asked to halt and then back, they must not be penalized if they walk forward a few steps and halt after backing.
2. Hand gallop. A hand gallop may be used on the approach to a jump.
3. Figure eight at trot, demonstrating change of diagonals. At left diagonal, rider should be sitting the saddle when left front leg is on the ground; at right diagonal, rider should be sitting the saddle when right front leg is on the ground; when circling clockwise at a trot, rider should be on left diagonal; when circling counterclockwise, rider should be on the right diagonal.
4. Figure eight at canter on correct lead, demonstrating simple change of lead. This is a change whereby the horse is brought back into a walk or trot (either is acceptable unless the judge specifies) and restarted into a canter on the opposite lead. Figures to be commenced in center of two circles so that one change of lead is shown.
5. Work collectively or individually at a walk, trot and/or canter.
6. Jump low obstacles at a trot as well as at a canter. The maximum height and spread for a trot jump is 3' for horses, 2' for ponies in classes restricted to ponies.
7. Jump obstacles on figure eight course.
8. Question(s) regarding basic horsemanship, tack and equipment and conformation.
9. Ride without stirrups, riders must be allowed option to cross stirrups.
10. Jump low obstacles at a walk as well as at a canter. The maximum height and spread for a walk jump is 2'.
11. Dismount and mount. Individually.
12. Turn on the forehand done through the walk or the halt.
13. Figure eight at canter on correct lead demonstrating flying change of lead.
14. Execute serpentine at a trot and/or canter on correct lead demonstrating simple or flying changes of lead. (See EQ112.4 for simple change.)
15. Change leads on a line demonstrating a simple or flying change of lead. (See EQ112.4 for simple change.)
16. Change horses. (Note: this test is the equivalent of two tests.)
17. Canter on counter lead. (Note: no more than twelve horses may counter canter at one time.) A canter on the counter lead may be used on the approach to a jump.
18. Turn on the haunches from the walk.
19. Demonstration ride of approximately one minute. Rider must advise judge beforehand what ride he plans to demonstrate.

SUBCHAPTER EQ-3 SADDLE SEAT EQUITATION SECTION

EQ113 Position

1. GENERAL. Judges should note that the required Equitation Seat should in no way be exaggerated but be thoroughly efficient and most comfortable for riding the type of horse called for at any gait and for any length of time. In Saddle Seat Equitation classes, riders should convey the impression of effective and easy control. To show a horse well, he should show himself to the best advantage. Ring generalship must be taken into consideration by the judges. A complete picture of the whole is of major importance. An exhibitor is entitled to request only one time-out per class. (See GR833). A judge must order from the ring any unruly horse or one whose actions threaten to endanger the rider, other exhibitors, or their entries.
2. HANDS. Hands should be held in an easy position, neither perpendicular nor horizontal to the saddle and should show sympathy, adaptability and control. The height the hands are held above the horse's withers is a matter of how and where the horse carries his head. The method of holding the reins is optional however both hands must be used and all reins must be picked up at one time. Bight of rein should be on the off side. According to tradition, the "on side" is the side on which you mount and therefore, the "off side" is the opposite side.
3. BASIC POSITION. To obtain proper position, rider should place himself comfortably in the saddle and find his center of gravity by sitting with a slight bend at the knees but without use of irons. While in this position adjust leathers to fit. The rider should not be sliding off the back of the saddle nor should there be excessive space in the seat behind the rider's back. Irons should be placed under ball of foot (not toe nor "home") with even pressure on entire width of sole and center of iron. Foot position should be natural (neither extremely in nor out) with heels down.
4. POSITION IN MOTION.
 - a. Walk: slight motion in saddle.
 - b. Trot: slight elevation in saddle when posting; hips under body not mechanical up-and-down nor swinging forward and backward.
 - c. Canter: close seat, going with horse, not rocking.
 - d. Slow Gait: steady in saddle, no slap nor twist; legs straight down, intermittent calf pressure permissible; hands slightly raised, flexible contact, no sawing.
 - e. Rack: seat smooth in saddle; legs down and slightly back, not thrust forward; hands low in motion with gait, not

sawing but placement optional to individual rider and horse.



EQ114 Appointments

1. PERSONAL. Exhibitors and judges should bear in mind that at all times entries are being judged on ability. However, neatness is the first requisite regarding a rider's attire and the following requirements are based on tradition and general present-day customs. Judges must penalize and may eliminate those competitors who do not conform.
 - a. INFORMAL: Riding habit will consist of jacket with collars and lapels of the same conservative color with matching jodhpurs, a collared shirt, tie, vest, and complimentary gloves, jodhpur boots, and derby or soft hat (protective headgear may be worn without penalty per GR801.4). Conservative colors for informal riding habits include black, blue, grey, burgundy, green, beige, or brown and may contain herringbone, pin stripes, and other combinations of colors that appear solid. Colors not included in this list are not acceptable and must be penalized and may be cause for elimination. Only informal dress is permitted in American Saddlebred Pleasure Equitation classes and Morgan Classic Saddle Seat Equitation classes, day or night.
 - b. FORMAL: Even more conservative attire is required for evening classes. Riding habit will consist of tuxedo-type jacket with collars and lapels of the same color with matching jodhpurs, formal shirt, bow tie, vest or cummerbund, and matching top hat (women), homburg or other soft hat (men). Solid colors for formal riding habits include dark grey, dark brown, dark blue, or black. Formal shirt must be white or off-white with the bow tie and vest or cummerbund to match shirt or riding habit in color. Colors not included in this list are not acceptable and must be penalized and may be cause for elimination. Formal riding habits are not to be worn before 6:00 p.m. and are not mandatory after 6:00 p.m.; exhibitors competing on Pleasure horses have the option to wear formal attire in Open equitation classes as specified by the rule.
 - c. OPTIONAL: Blunt end (unrowelled only) spurs and/or riding crops.
2. TACK.
 - a. Bridle: Entries shall be shown in full bridles (curb and snaffle). Pelham bits are permitted in Pleasure Equitation Classes. Martingales or similar tie-downs are prohibited.
 - b. Saddle: Flat English-type. Forward seat, Western and side saddles are prohibited.

3. Electronic communication devices used for the purposes of coaching, etc., between competitors and individuals outside the ring shall be prohibited.
 - a. Exhibitors with a permanent hearing impairment are permitted to use an electronic communication device upon submission of a written certification from a treating medical professional's office certifying the permanent hearing impairment and certifying the requirement of an electronic communication device. The medical certification must be provided to the competition Steward within a reasonable time prior to competing who shall attach a copy to the Steward report.
 - b. An exhibitor with a disability (other than hearing) will be provided reasonable accommodation upon submission of a written certification from a treating medical professional's office certifying the disability and identifying the accommodation necessary for the exhibitor to compete safely. The medical certification must be provided to the competition Steward within a reasonable time prior to competing who shall attach a copy to the Steward report.
BOD 1/16/16 Effective 4/1/16

EQ115 Conduct

(See GR1210.1a -.1d)

1. Classes for junior and senior riders can be combined.
2. When entries warrant, it is recommended that competitions restrict Maiden, Novice, Limit and Intermediate riders to their respective categories.
3. DIVISION OF CLASSES.

In NHS, and Saddle Seat championship classes, judges must work competitors in groups of 20 or less. In USEF Saddle Seat Medal classes, judges must work competitors in groups of 15 or less. In USEF Saddle Seat Adult Amateur Medal Classes it is at the discretion of competition management whether or not to work competitors in groups of 15 or less. In all other Saddle Seat classes, if there are 20 or more entries in a class, it is recommended that the class be divided into separate sections by selecting every other number on the list of entries, and that separate trophies and ribbons be awarded. If there are 25 or more entries, the class must be divided and the notification of such publicly announced and posted at least two hours prior to the start of the class. In classes with eliminations, it is the prerogative of the judge, not of competition management, to determine the number of riders from any given section. The list of qualifying riders for the class finals will not be posted or announced until all sections have been worked.
BOD 1/16/16 Effective 4/1/16

4. MONEY PRIZES. In Equitation classes the rider is the competitor and wins the award. Offering of prize money in Equitation classes for junior exhibitors and amateurs is forbidden. (Exception: Scholarship funds may be awarded. However, these funds must be disbursed directly to the institution upon proof of enrollment by the awarded recipient.)
5. RIBBONS. In Saddle Seat Equitation classes one ribbon must be awarded for every six competitors but no more than ten ribbons are required.
6. NUMBERS. Numbers must be worn on the rider's back and must be clearly visible at all times when in competition.
7. Attention getting devices and/or other noisemakers (including but not limited to tape measures, blow horns, altered bamboo poles, etc.) are not allowed in and around the make up/schooling/warm-up and competition rings during scheduled competition sessions. Use of explosives and fire extinguishers by or for exhibitors/competitors (except in the case of fire) is not allowed on competition grounds at any time. (See also GR839.4i)

EQ116 Class Routine

Riders enter the ring turning to the right and proceed counterclockwise. All riders shall be worked both ways of the ring at all required gaits as directed by the judge. Incorrect diagonals and leads shall be penalized. The order to reverse can be executed by turning either towards or away from the rail. Entries will line up on command and any or all riders may be required to execute any appropriate tests included in class requirements. (See EQ117 and EQ118).

Judges are encouraged to call for at least two tests of the top competitors. When individual tests are called for, the judge's opinion rests on a 50-50 analysis of the railwork and the individual tests. The fall of horse or rider does not necessarily cause elimination, but is penalized at the judge's discretion. All entries chosen for a collective workout must be worked both ways of the ring in front of each judge at any gait requested.

EQ117 Requirements for Specific Classes

The following four age restricted classes are suggested but may vary according to local conditions: a) juniors riders who have not reached their 11th birthday; b) junior riders who have reached their 11th but not their 14th birthday; c) junior riders who have reached their 14th but not their 18th birthday; d) adult amateurs who have reached their 18th birthday. A competition committee can also offer classes for riders on a specific type of horse.

1. Maiden, Novice, Limit.

- a. Open to riders that have not won one/three/six/twelve first place ribbons respectively competing in equitation classes at Regular and Local Competitions of USEF or Equine Canada. The Maiden, Novice, Limit and Intermediate status of riders at Regular and Local Competitions is determined from the closing date of entries. Blue ribbons won in the Hunter section will not affect a rider's status in the Saddle or Stock sections, etc. Ribbons won in classes restricted to a particular breed will affect a rider's status. Ribbons won as a junior affect a rider's status when competing as an adult. Ribbons won in leadline classes and in classes where entries are not required to ride at all gaits will not affect Maiden, Novice, Limit and Intermediate status.
- b. MAIDEN. For junior riders who have not reached their 18th birthday and have not won a first place ribbon at a licensed competition. Tests 1-4.
- c. NOVICE. For junior riders who have not reached their 18th birthday and have not won three first place ribbons at licensed competitions. Tests 1-9.
- d. LIMIT. For junior riders who have not reached their 18th birthday and have not won six first place ribbons at licensed competitions. Tests 1-12.

2. WALK & TROT CLASS. Open to riders 10 years of age and under. To be judged on the rail at a walk and trot only. Riders must not have ever been judged in a class at a licensed or non-licensed competition that required a canter. It is recommended that a class having 12 or more entries be divided. If a division is necessary, the recommended split is to divide the entries into a class for riders 8 years old and under and one for riders 9 and 10 years old. Headers will be permitted in the line-up and will be called in by the announcer after the class has lined-up and before they are judged. No tests shall be called. A judge must order from the ring any unruly horse or one whose actions threaten to endanger the rider, other exhibitors, or their entries.

3. 10 AND UNDER. For junior riders who have not reached their 11th birthday. Tests 1-7.
4. 11 TO 13. For junior riders who have reached their 11th but not their 14th birthday. Tests 1-12.
5. 13 AND UNDER. For riders who have not reached their 14th birthday. Tests 1-12.
6. 14 TO 17. For junior riders who have reached their 14th but not their 18th birthday. Tests 1-16.
7. OPEN. For junior riders who have not reached their 18th birthday. Tests 1-16.
8. PLEASURE EQUITATION. For junior riders who have not reached their 18th birthday, riding Pleasure horses with full mane and tail with natural carriage. Classes may be divided as to sex and age of the rider. (For riders competing on American Saddlebreds: Horses cross entered in the Country Pleasure division at the same competition may not wear tailsets or bustles while on the grounds. Riders competing in these classes cannot compete in any other Saddle Seat Equitation classes at the same competition, except USEF Medal, UPHA, NHS and American Saddlebred Pleasure Equitation Medallion Saddle Seat classes on Pleasure horses with full manes and tails with natural carriage. Riders competing in Pleasure Equitation classes are eligible to compete in the Open Saddle Seat Equitation Championship on a Pleasure horse with a full mane and tail with natural carriage only if a Pleasure Equitation Championship is not offered at that competition.

9. ADULT SADDLE SEAT EQUITATION. Open to amateur riders 18 years of age or older. Tests 1-13 and 15-16.
10. CHAMPIONSHIPS. To be awarded on a competitive basis. Competition management shall decide if championships will be restricted to ribbon winners (minimum of 2) of previous classes with a free post entry or if it will be an open class with advance entries required for riders that have competed in a qualifying class. Competition management must allow any class in the saddle seat sections (i.e. age groups, Challenge Cups, Medals, etc.) of the Equitation or Breed specific Divisions to count as qualifying classes for the open saddle seat equitation championship for riders 17 & under. An Adult rider can only show back in an Adult Saddle Seat Championship. At least the top four (4) riders must be worked individually from any of the Saddle Seat Equitation Tests appropriate for the class. (See Rules EQ117 and EQ118)
11. FIVE GAITED EQUITATION/HORSEMANSHIP. Open to amateur riders of any age.
12. USEF SADDLE SEAT MEDAL CLASS (17 & Under and Adult/Amateur).
- a. Conditions Governing Competitors in USEF Saddle Seat Medal Classes
1. USEF Medal Classes are open to Individual Junior Members in good standing who have not reached their 18th birthday in accordance with GR127. Exception: Saddle Seat Adult Amateur classes are open to amateur riders 18 years of age or older. Affiliated Members are not eligible. No credit will be given for winnings before a competitor becomes a member.
 2. Application for membership can be made directly to the Federation, or the exhibitor can join prior to the class through the steward.
 3. In Saddle Seat only the first place winner is eliminated from further qualifying classes during that year. In Saddle Seat Adult Amateur Medal classes a win does not eliminate a rider from further competition for the remainder of the year.
 4. The winner of a Medal Class Final is no longer eligible to compete in Medal classes in the division in which the Final was won. (Exception: Winners of the Saddle Seat Adult Amateur Medal Final will be eliminated from further competition in Saddle Seat Adult Amateur Medal classes after two (2) consecutive or non-consecutive wins of the Final).
 5. Qualifying procedures for USEF Medal Classes and any other USEF classes listed in EQ117 will be approved by the relevant USEF Committees and breed/discipline affiliate organization. Information on qualifying procedures for each of these classes will be available on the USEF website.
- b. Conditions Governing USEF Saddle Seat Medal Finals
1. If entries warrant, semi-final ride-offs will be held at strategic points throughout the country, in which case all potential participants must be notified in advance.
 2. On or before July 1 of each year the Federation will announce the competitions at which the Finals will be held. Even though entries for the designated competitions have closed before an individual qualifies, post entries will be accepted.
 3. Classes held less than fifteen days before the Saddle Seat Finals (17 & Under) count toward the next year's Finals. **In the Saddle Seat Adult Amateur Medal Final, classes held up to and including the day prior to the Final, qualify a rider for that year's Final.** The judge(s) for all USEF Medal Class Finals are to be approved by the appropriate equitation committee. *BOD 1/16/16 Effective 4/1/16*
 4. Any questions or disputes in connection with Medal classes must be referred to the Board of Directors or to a special committee appointed by the President whose verdict is final.
 5. In **USEF Saddle Seat Finals**, the class must be worked on the rail in groups of 15 or less. **In the USEF Saddle Seat Adult Amateur Medal Final, the decision to split the class is left to competition management.** *BOD 1/16/16 Effective 4/1/16*
 6. The name of the winner of a Finals is engraved upon a Perpetual Trophy which remains in the possession of the Federation. A replica trophy is given to the rider.

7. In the event that a horse is incapacitated in the first phase of a Medal Finals or before the ride-off, upon examination of the competition veterinarian and a judge or steward, a substitution is permitted.
- c. **USEF SADDLE SEAT MEDAL CLASS (17 & Under).** Open to Junior Active Members of the Federation who have not yet reached their 18th birthday. Application for membership can be made directly to the Federation or the exhibitor can join prior to the class through the competition office. A rider must place first or second to qualify for the USEF Saddle Seat Medal Final. One win eliminates the rider from further competition in this class for the remainder of the qualifying season. The winner will receive a Silver Medal. Individual workouts of the top four competitors are required and must include two or more individual tests. Tests 1-16. Judging is based 50% on railwork and 50% on individual workout. To fill a class, two competitors must show with proper appointments. If there are more than 15 entries at the beginning of this class, it must be split and run as two separate classes. The same workout is required for both classes.
- d. **USEF SADDLE SEAT MEDAL FINAL (17 & Under).** To be eligible, the rider must have placed first or second in an official USEF Saddle Seat Medal Class. In the preliminary section, entries must be worked on the rail in groups of 15 or less and all contestants are required to perform a posted individual workout. Tests 1-16. The preliminary shall also serve as elimination for the final phase. The number of riders to be selected for the final phase shall be at the judges' discretion and shall be based on 50% preliminary railwork and 50% preliminary workout. The final phase will be conducted in the same manner as the preliminary, except different tests must be used. Each rider in the final phase must execute a posted individual workout. A rider's performance in the preliminary has equal consideration as the performance in the final phase. The judge's opinion rests on a 25-25-25-25 analysis of the preliminary railwork, preliminary workout, final railwork, and final workout. Winners of the USEF Saddle Seat Medal Final will be eliminated from further competition in the USEF Saddle Seat Medal Class (17 & Under).
- e. **USEF SADDLE SEAT ADULT AMATEUR MEDAL CLASS.** Open to Senior Active Amateur Members of the Federation. Application for membership can be made directly to the Federation or the exhibitor can join prior to the class through the competition office. A rider must have shown and been judged in order to qualify for the USEF Adult Amateur Medal Final. A win does not eliminate the rider from further competition in this class for the remainder of the qualifying season. The winner will receive a Silver Medal. Two or more individual tests of the top four competitors are required. Tests 1-13 and 15-16. Judging is based 50% on railwork and 50% on individual workout. If there are more than 15 entries at the beginning of this class, it must be split and run as two separate classes. The same workout is required for both classes.
- f. **USEF SADDLE SEAT ADULT AMATEUR MEDAL FINAL.** To be eligible, the rider must have shown and been judged in an official USEF Saddle Seat Adult Amateur Medal Class. Entries must be worked on the rail and all contestants are required to perform a posted individual workout. The class (if necessary) may be run in two phases, a preliminary and a final. If only a single phase is held, final judging is based on 50% railwork and 50% individual workout. The number of riders to be selected for a final phase (if necessary) shall be at the judges' discretion and shall be based on preliminary railwork 50% and preliminary workout 50%. The final phase will be conducted in the same manner as the preliminary, except a different individual workout must be used. Each rider in the final phase must execute a posted individual workout. A rider's performance in the preliminary has equal consideration as the performance in the final phase. If a rider is called back for the final phase, the judge's opinion rests on a 25-25-25-25 analysis of the preliminary railwork, preliminary workout, final railwork, and final workout. The preliminary shall also serve as an elimination for the final phase. Winners of the Saddle Seat Adult Amateur Medal Final will be eliminated from further competition in Saddle Seat Adult Amateur Medal classes after two (2) consecutive or non-consecutive wins of the Final.
13. **THE GOOD HANDS.** For permission to offer this class and complete details, contact The Mid-America Horse Show Association, email admin@MidAmericaHorseShow.org or phone (847) 537-4743. There is a \$35.00 class fee.
- a. **THE GOOD HANDS QUALIFYING CLASSES.** For juniors who have not reached their 18th birthday. To be judged

as a group at a walk, trot and canter. A minimum of **two** riders are required to individually execute a figure eight at a canter, trot to the judge, stop and back. After which, Tests 1-16 may be called for. Judging is based 40% on railwork and 60% on individual workout. Horsemanship only to count. To fill a class, **two** competitors must compete with proper tack. A rider must place first or second to qualify to compete in The Good Hands Finals. One win eliminates the rider from further competition in this class for the remainder of the qualifying season.

- b. **THE GOOD HANDS FINALS.** To be eligible, entrant must have placed first or second in an official **Good Hands qualifying class** at an approved competition and must be properly certified by the secretary of the competition at which such win was made. The winner of this championship is not eligible for further participation in this particular event. Open to junior riders who have not reached their eighteenth birthday. The finals consist of two sections: Preliminaries and the Championship class. The preliminary class(es) shall also serve as an elimination for the Championship class. In the preliminary, all eligible competitors are to be judged as a group at the walk, trot and canter both ways of the ring and then are required to individually execute the mandatory workout consisting of a figure eight at the canter, trot back to the judge, stop and back. Judging is based 40% on railwork, 60% on individual workout. Judges shall select 10-15 contestants to compete in the Championship class. In the final phase, all contestants are to be judged as a group at the walk, trot and canter both ways of the ring. All contestants shall individually execute a prescribed workout. Further testing of any contestants may be requested at the judges' discretion. Again, judging is based on a 40% railwork, 60% individual workout analysis. A rider's performance in the preliminary has equal consideration as the performance in the final phase. In the event a horse becomes incapacitated, upon examination of the competition's veterinarian and a judge or steward, a substitution will be permitted. *BOD 9/29/15 Effective 12/1/15*

14. **SADDLE & BRIDLE'S AMERICAN SADDLEBRED PLEASURE EQUITATION MEDALLION.** For permission to offer this class and complete details, contact "Saddle and Bridle", 375 North Jackson Avenue, St. Louis, MO 63130. *BOD 2/29/16 Effective 4/1/16*

- a. **Saddle & Bridle's American Saddlebred Pleasure Equitation Medallion Class.** Eligibility to compete in the Saddle & Bridle Medallion is limited to those riders who show only American Saddlebred Pleasure horses with full manes and tails with natural carriage in equitation during a given competition year. This does not exclude the saddle seat equitation riders also showing other breeds. Country Pleasure Horses and Show Pleasure Horses may both compete. A minimum of two riders must be entered, shown and judged in order to be an official Medallion qualifying class. All Medallion Class winners are eligible for the Medallion Finals scheduled to be held at the St. Louis National Charity Horse Show in the fall. Riders 13 & under are eligible for the junior finals. Riders between 14-17 are eligible for the senior division. A rider competing in a Medallion Class will be qualified for the finals by winning or placing second. A rider who qualifies with a second place ribbon can show in other Medallion Classes. One win eliminates a rider from further competition in qualifying classes. The current USEF Rules for American Saddlebred Pleasure Equitation should be used as guidelines for the judging. In addition, it is recommended, that the judge upon his or her discretion, ask for a stop and back a few steps on the rail, the horse to stand quietly, and demonstrate a brisk trot. An appropriate workout is to be selected by the judge and the top four riders (if available) are required to work. It is recommended, that in the case of a relatively small class, all riders be given the opportunity to work, rather than leaving a few out of the workout. Recommended workouts should include the following: Riders must leave the lineup, must include a change of diagonals and a change of direction. To be judged 50% railwork and 50% workout.
- b. **SADDLE & BRIDLE'S AMERICAN SADDLEBRED PLEASURE EQUITATION MEDALLION CHAMPIONSHIPS** (13 & Under and 14-17 age groups).
1. **PHASE I:** All entries must be worked on the rail in groups of 20 or less and all contestants are to perform an individual workout. A minimum of 12 (if available) and no more than 14 riders shall be chosen for Phase II of the Championship Class. In all Championships, no predetermined number of riders need be selected from

EQ - EQUITATION DIVISION

each group. Each judge will assign a numerical score for each rider on the rail and hand in numbers after each section. The railwork score and the workout score will be added together for all three judges. The top 12 to 14 riders to come back for Phase II will be determined by the highest combined scores. The judges will decide on the number to come back within the 12 to 14 limit.

2. PHASE II: Phase II will be judged in the same manner. SCORING: Preliminary railwork 25%, Preliminary workout 25%, Final Phase railwork 25%, Final Phase workout 25%. All four scores for each rider will be added together for the placing of the class. The top ten will be called back into the ring. Awards to be given in reverse order. Winners of Saddle & Bridle's American Saddlebred Pleasure Equitation Medallion Championship will be eliminated from further competition in that class. Winners of the 13 & Under Medallion Championship are not excluded from competing in the 14-17 Medallion in the future.

15. UPHA CHALLENGE CUP

a. General

1. The United Professional Horsemen's Association instituted the Challenge Cup class in order to highlight the showmanship of saddle seat equitation riders. Judges should take note that in all qualifying classes (except walk and trot) sixty percent (60%) of the class is judged on the rail work and forty percent (40%) is judged on the individual pattern. In all UPHA Challenge Cup National Finals (except walk and trot) two thirds (2/3) of the entire class is judged on the two rail work portions of the class while only one third (1/3) is judged on the individual pattern. The UPHA Saddle Seat Committee encourages judges to select individual patterns that highlight showmanship as opposed to intricacy.
 2. For permission to offer UPHA Challenge Cup classes and complete details, contact the United Professional Horsemen's Association, 4059 Iron Works Parkway, Suite #2, Lexington, KY 40511, (859) 231-5070, info@uphaonline.com, www.uphaonline.com.
 3. Showmanship is a primary factor throughout the class.
 4. No minimum number of entries is required to fill a class.
 5. The term "open" refers to a UPHA Challenge Cup class that is not designated to a particular breed/division. They are referred to as "UPHA Challenge Cup" classes and may be divided into age divisions as outlined in the "ELIGIBILITY" section.
 6. Judging Specifications and Qualifying Procedures for Individual Programs: All of the individual programs will adhere to the rules and guidelines which govern the UPHA Challenge Cup class unless otherwise specified under the following breed/divisional sections.
 7. Specific qualifying procedures for the Open, Walk/Trot, Adult, Morgan, Arabian Breeds, National Show Horse, Pleasure Challenge Cup National Finals and Five Gaited Horsemanship Final are contained under their respective headings.
- b. Specifications and Procedures for all UPHA Challenge Cup National Finals and Chapter Championships:
1. Judges—In all Chapter, National (including Breeds) and Junior National Finals, the judge(s) must be Saddle Seat Equitation Registered or Recorded in Saddle Seat Equitation with USEF. The UPHA Morgan, Arabian Breeds, and National Show Horse Challenge Cup National Finals are required to have a least one Open Saddle Seat carded judge which may be recorded or registered on a three judge panel. A guest card will not fulfill this requirement. Judges for the UPHA Challenge Cup National Finals are recommended by the UPHA Equitation Committee and a list will be furnished to respective competition managements annually. In all UPHA Challenge Cup National Finals, judges shall be selected from nominations by the UPHA Challenge Cup/Equitation Committee.
 2. When entering Chapter, National or Junior Challenge Cup Finals, riders must indicate on the entry form the competition and location at which they qualified.
 3. The qualifying season for all UPHA Challenge Cup National Finals closes seven (7) days prior to the

beginning of the competition at which the Championship will be held. At that time, the qualifying season for the following year will begin.

4. The same horse must be used in both Phases of the UPHA Challenge Cup National Finals, unless the animal is sick or lame, in which case a veterinarian's certificate is required.
 5. If the UPHA Challenge Cup National Finals are divided because of its size, it is to be split by every other number. All riders must compete at the walk, show trot and canter both ways of the ring and line up. The divisions are to be dismissed on standby, with the individual workouts executed immediately following completion of the rail work. On completion of the individual workouts, the riders in that group shall be excused and the next division shall begin the rail work and individual workout phase and so on for each section of riders.
 6. Individual copies of the Judge's Phase I workout must be available to each rider in the competition office no less two (2) hours prior to the performance in which the class is run.
 7. The preliminary work is called Phase I, in which all contestants must work in a group (or in groups) of 20 or less on the rail and complete an individual workout. A minimum of twelve (12) riders and a maximum of fourteen (14) riders will be chosen for Phase II which is the championship class. If there are less than twelve (12) riders judges are required to bring all riders back for the championship class. No predetermined number need be selected from each group. Exceptions: See UPHA Walk/Trot National Finals specifications.
 8. In all UPHA Challenge Cup National Finals (except the Walk/Trot National Finals), Phase I and Phase II must be judged as a continuous class and must be evaluated using a 1/3-1/3- 1/3 analysis. In Phase I, the rail work portion and the individual workout shall each constitute 1/3 of the overall judging, or 2/3 of the total class. Phase II (the Championship), in which only rail work is performed, shall constitute the remaining 1/3 of the total class. Therefore, the rail work portions constitute two thirds (2/3) of the entire class and the individual pattern constitutes one third (1/3) of the class.
 9. There will be no less than four (4) hours between the end of Phase I and the beginning of Phase II, and no more than two (2) consecutive days between the two Phases. When the riders return to the ring for Phase II, the announcer is to state that they have been previously judged on rail and figure work.
 10. No individual workouts will be requested in Phase II, however, at the judges' discretion, selected riders may be requested to do additional rail work as a group for the purpose of breaking a tie. They may not be asked to exchange horses or to ride without irons in this phase.
 11. In all UPHA Challenge Cup National Finals, a champion and reserve champion will be chosen, with the next eight (8) riders placed in numerical order. Two unannounced reserves should be tied. The "Top Ten" will be announced first, followed by the reserve champion and the champion. It is recommended that all riders be retired to a holding area outside of the ring and then brought back in individually and numerically for the "Top Ten" awards and the presentation of the reserve champion and champion.
- c. UPHA CHALLENGE CUP 17 & UNDER
1. Open to all saddle seat equitation riders, 17 years of age and under, riding a mare or gelding of any breed. Riders compete at the walk, trot and canter both directions of the ring. Showmanship is paramount throughout the class. Judging is based 60% on rail work and 40% on the individual workout. The top four (4) riders must be worked individually; more may be worked at the judge's discretion.
 2. The mandatory workout in all qualifying classes is: "Trot a serpentine consisting of four half circles to the opposite end of the ring. Return down either rail at a show trot." Judges are not permitted to alter the mandatory workout in any manner. It is recommended, at the discretion of the judge, to instruct the ringmaster to line riders up as to create a clear area for the serpentine.
 3. One open UPHA Challenge Cup win eliminates that rider from further competition in qualifying classes that season. Riders may show in their Chapter Championship.
 4. Two UPHA Challenge Cup classes may be offered at the same competition, one for riders 14-17 (Senior)

years of age and one for riders 13 years of age and under (Junior), with separate awards.

5. UPHA Challenge Cup National Final, UPHA Junior Challenge Cup National Final and UPHA Challenge Cup Chapter Championship Specifications:
 - a. Chapter Championships—Residency requirements pertain only to UPHA Challenge Cup Chapter Championships. Rider must compete within the UPHA Chapter in which they reside (residence to be determined by the legal voting residence of the rider's parent or guardian). The first four places in open UPHA Challenge Cup qualifying classes are eligible to compete in the UPHA Chapter Championships. Chapter Championships are optional. The top four (4) riders must be worked individually; more may be worked at the judge's discretion. The judge(s) may use any of the recognized tests 1-15 (refer to EQ118); exchange of horses cannot be requested.
 - b. UPHA Challenge Cup National Final or UPHA Junior Challenge Cup National Final—Riders qualify for the open UPHA Challenge Cup National Final by placing first through fourth in an open UPHA Challenge Cup qualifier or first through fourth in a UPHA Challenge Cup Chapter Championship.
 - c. In the UPHA Challenge Cup National Final, the judge(s) may use any of the recognized tests 1-14 (refer to EQ118). In all UPHA Junior Challenge Cup National Final (Riders 13 & Under), judges are cautioned not to ask for an inappropriate, or illegal, workout. Thirteen and under riders may be asked to perform USEF tests #1 through #12. They are not permitted to change leads on or off the rail. Simple serpentines and figure eights are acceptable; however, diagonal line changes (which include a canter or any line cantering off the rail) are not permitted in any manner. The basic figures, or combination of the basic figures, are the intent in all UPHA Junior Challenge Cup National Finals.
 - d. Any rider regardless of age, who is qualified has the option of showing in the UPHA Challenge Cup National Final but a 13 & under rider may not compete in both the UPHA Junior Challenge Cup National Final and the UPHA Challenge Cup National Final.
 - e. The UPHA Junior Challenge Cup National Final winner may compete for the UPHA Challenge Cup National Final in a succeeding year, but is ineligible for further competition in UPHA Junior Challenge Cup classes.
- d. UPHA PLEASURE CHALLENGE CUP.
 1. Open to all saddle seat equitation riders 17 years of age and under riding a mare or gelding of any breed and pleasure type. Riders compete at the walk, trot and canter both directions of the ring. Showmanship is paramount throughout the class. Judging is based 60% on rail work and 40% on the individual workout. The top four (4) riders must be worked individually; more may be worked at the judge's discretion.
 2. The mandatory workout is: "Trot a serpentine consisting of four half circles to the opposite end of the ring. Return down either rail at a show trot." Judges are not permitted to alter the mandatory workout in any manner. It is recommended, at the discretion of the judge, to instruct the ringmaster to line riders up as to create a clear area for the serpentine.
 3. Eligibility to compete in UPHA Pleasure Challenge Cup classes is limited to those riders who show ONLY pleasure equitation horses with full manes and tails with natural carriage of the Saddle Seat breeds during a given competition year.
 4. Riders to wear informal saddle seat attire per EQ114.1a; formal attire prohibited.
 5. Two UPHA Pleasure Challenge Cup classes may be offered at the same competition, one for riders 14-17 years of age and one for riders 13 years of age and under, with separate awards.
 6. A win of a UPHA Pleasure Challenge Cup eliminates a rider from further competition in that class for the remainder of the qualifying season. The rider may then elect to show in the UPHA Challenge Cup division they have not yet won if they need a second qualification for either National Final.
 7. UPHA Pleasure Challenge Cup National Final Specifications:

- a. Pleasure equitation riders will qualify for the UPHA Pleasure Challenge Cup National Final by placing first through fourth in a UPHA Pleasure Challenge Cup qualifier or first through fourth in an open UPHA Challenge Cup qualifying class.
 - b. Pleasure equitation riders have the option of showing in the UPHA Challenge Cup National Final or the UPHA Junior Challenge Cup National Final as well as the UPHA Pleasure Challenge Cup National Final; however, they must have separate qualifications for each Final.
 - c. A Pleasure equitation rider can qualify to compete in the open UPHA Challenge Cup National Final by placing first through fourth in an open UPHA Challenge Cup qualifying class.
 - d. In the UPHA Pleasure Challenge Cup National Final, the judge(s) may use any of the recognized tests 1-14 (refer to EQ118).
8. All other rules, judging specifications and procedures for the UPHA Pleasure Challenge Cup and UPHA Pleasure Challenge Cup National Final will be governed by the same rules as in the UPHA Challenge Cup National Final and UPHA Junior Challenge Cup National Final.
- e. UPHA MORGAN, ARABIAN BREEDS, AND NATIONAL SHOW HORSE CHALLENGE CUPS.
1. Open to riders 17 years of age and under, riding a Morgan, Arabian Breeds, or National Show Horse mare or gelding. Riders compete at the walk, trot and canter both directions of the ring. Judging is based 60% on rail work and 40% on the individual workout. The top four (4) riders must be worked individually; more may be worked at the judge's discretion.
 2. The mandatory workout in all qualifying classes is: "Trot a serpentine consisting of four half circles to the opposite end of the ring. Return down either rail at a show trot." Judges are not permitted to alter the mandatory workout in any manner. It is recommended, at the discretion of the judge, to instruct the ringmaster to line riders up as to create a clear area for the serpentine.
 3. In the UPHA Morgan, Arabian Breeds, and National Show Horse Challenge Cup National Finals, a minimum of four (4) riders must perform an individual workout. The judge(s) may use any of the recognized tests 1-14 (refer to EQ118).
 4. Riders in UPHA Morgan, Arabian Breeds, or National Show Horse Challenge Cup qualifying classes, may qualify for their respective UPHA breed Challenge Cup National Finals by placing first through fourth in the respective breed qualifying classes or first through fourth in an open UPHA Challenge Cup qualifying class.
 5. Morgan, Arabian Breeds, and National Show Horse riders have the option of competing in the open UPHA Challenge Cup National Final or the UPHA Junior Challenge Cup National Final at the American Royal, Kansas City, MO, and in their respective UPHA Breed Challenge Cup National Final, however, they must have separate qualifications for both National Finals. Riders showing in breed restricted UPHA Challenge Cup qualifying classes do not qualify for the Open Finals.
 6. A win of a UPHA Morgan, Arabian Breeds, or National Show Horse Challenge Cup qualifier eliminates the rider from further competition in that class for the remainder of the qualifying season. The rider may then elect to compete in any other UPHA Challenge Cup classes for which he/she is eligible in order to comply with the "separate qualification" rule if the rider intends to compete in more than one UPHA Challenge Cup National Finals.
 7. All other rules, judging specifications and procedures for the UPHA Breed Challenge Cup qualifying classes and National Finals will be governed by the same rules as the open UPHA Challenge Cup National Finals or UPHA Junior Challenge Cup National Finals.
- f. UPHA ADULT CHALLENGE CUP.
1. Open to all amateur riders 18 years of age and over riding a mare or gelding of any breed. Riders compete at the walk, trot and canter both directions of the ring. Showmanship is paramount throughout the class. Judging is based 60% on rail work and 40% on the individual workout. The top four (4) riders must be worked individually; more may be worked at the judge's discretion.

EQ - EQUITATION DIVISION

2. The mandatory workout in all qualifying classes is: "Trot a serpentine consisting of four half circles to the opposite end of the ring. Return down either rail at a show trot." Judges are not permitted to alter the mandatory workout in any manner. It is recommended, at the discretion of the judge, to instruct the ringmaster to line riders up as to create a clear area for the serpentine.
3. A win of a qualifying class does not eliminate that rider from further competition in qualifying classes that season.
4. UPHA Adult Challenge Cup National Finals Specifications:
 - a. All ribbon winners of an UPHA Adult Challenge Cup class will be eligible for the UPHA Adult Challenge Cup National Final.
 - b. In the UPHA Adult Challenge Cup National Final, a minimum of four (4) riders must perform an individual workout. The judge(s) may use any of the recognized tests 1-13 (refer to EQ118).
 - c. Since there is not a Phase I preliminary in the UPHA Adult Challenge Cup National Final, judging specifications shall be 60% on rail work and 40% on the individual workout.
 - d. Winners of the UPHA Adult Challenge Cup National Final will be eliminated from further competition in UPHA Adult Challenge Cup classes after two (2) consecutive or non-consecutive wins of the UPHA Adult Challenge Cup National Final.
5. All other rules, judging specifications and procedures for the UPHA Adult Challenge Cup qualifying classes and National Final will be governed by the same rules as the UPHA Challenge Cup National Final or UPHA Junior Challenge Cup National Final.
- g. UPHA 10 & UNDER WALK/TROT CHALLENGE CUP.
 1. Open to riders 10 years of age and under riding a mare or gelding of any breed. To be judged on the rail at a walk and trot only. Rider may not have ever been judged in a class at a recognized or non-recognized competition that required a canter. This also includes Tournament and Academy classes.
 2. Walk/trot riders must canter after the beginning of his/her nine year old competition year if they have shown in as many as three competition years in that division. The recording of a rider's participation in this division will begin in 2001. Competition year is defined by the Federation as December 1 through November 30.
 3. Headers will be permitted in the lineup and will be called in by the announcer after the class has lined-up and before they are judged. One attendant without whip is permitted to head each horse during the line-up. The header may stand the entry on its feet and then must stand three paces back from the horse and is only allowed to touch the horse for safety purposes.
 4. It is imperative that the horse stand quietly. A judge must order from the ring any unruly horse or one whose actions threaten to endanger the rider, other exhibitors, or their entries.
 5. It is recommended that a class having more than twelve (12) entries be divided. If a division is necessary, the recommended split is to divide the entries into a class for riders 8 years of age and under and one for riders 9 to 10 years of age.
 6. All ribbon winners will be eligible for the UPHA 10 & Under Walk/Trot Challenge Cup National Final. A win of a qualifying class does not eliminate that rider from further competition in qualifying classes that season.
 7. UPHA 10 & Under Walk/Trot Challenge Cup National Final Specifications:
 - a. The winner of the UPHA 10 & Under Walk/Trot National Final will be ineligible for further competition in the UPHA 10 & Under Walk/Trot classes. They will be eligible to compete in the other UPHA Challenge Cup classes at that time.
 - b. Riders will work in groups of twelve (12) or less and will not be asked to perform an individual workout. Ten (10) riders shall be chosen to return for Phase II.
 - c. The UPHA 10 & Under Walk/Trot National Final shall be judged 50% on Phase I-Preliminary and 50% on Phase II-The Championship.

8. All other rules, judging specifications and procedures for the UPHA 10 & Under Walk/Trot Challenge Cup and National Final will be governed by the same rules as the UPHA Challenge Cup National Final or UPHA Junior Challenge Cup National Final.
- h. UPHA FIVE GAITED HORSEMANSHIP.
 1. Open to amateur riders of any age showing a five-gaited horse. Stallions are prohibited. To be judged at the five gaits both ways of the ring and on an individual workout. To be judged 60% rail work, 40% workout.
 2. The spirit of this class is to reward riders with exceptional horsemanship skills. Emphasis should be on a rider's awareness of the horse's performance. Breaking of gait, extreme speed, pacing and excessive bridle movement is to be penalized. Smooth transitions, a square trot, true slow gait and rack and a controlled canter are to be emphasized. Form should be appropriate for the enhancement of a five gaited horse, although equitation rules will be followed. Canter lead changes or canter departures off the rail cannot be requested as testing in qualifying classes or the Finals.
 3. One of the following two designated workouts may be used for qualifying classes and the National Finals:
 - a. Execute a serpentine as follows: slow gait the first loop, trot the second and third loops, slow gait the fourth loop and return down the rail at a rack.
 - b. On the rail, to the right, trot first third, continue trot a circle, stop, slow gait the second third and continue to slow gait a circle, continue at a slow gait around the turn and rack down the opposite rail.
 4. UPHA FIVE GAITED HORSEMANSHIP FINALS. To qualify, riders must compete and be judged in a minimum of one UPHA Five Gaited Horsemanship qualifying class or any one class within the Five-Gaited sections (open or pleasure) during the qualifying season. A win in a qualifying class does not eliminate the rider from further competition in that qualifying season.

EQ118 Tests

Tests from which judges must choose. Tests may be performed either individually or collectively but no other tests may be used. Instructions must be publicly announced. All circles and turns must be performed on correct diagonals and leads. On left diagonal, rider should be out of saddle when horse's left front leg is in the air; on right diagonal, rider should be out of saddle when horse's right front leg is in the air. On left lead, horse's left leg reaches further than the right; on the right lead, horse's right leg reaches further than the left. All changes of lead must be a simple change whereby the horse is brought back into a halt or walk and restarted into the canter on the opposite lead. In Medal and Championship classes individual workout instructions must be written down by the judge and delivered to the announcer at the beginning of the class. Instructions can be posted at the judge's discretion provided it is announced and posted at least one hour prior to the session in which the class is held. Competition management is encouraged to post the workout more than one hour prior to the session if possible. At all World and National Championships and Finals, competitors must be allowed ample access to the competition arena in order to walk on foot the posted workout. A minimum of ½ hour is recommended.

1. Address reins—the process of laying down reins and picking up reins (only in line up).
2. Circle at a trot. When circling clockwise, rider should be on left diagonal; when circling counterclockwise rider should be on right diagonal.
3. Performance on the rail at a walk, trot, or canter using the correct leads and diagonals only.
4. Performance around the ring at a walk, trot, or canter using the correct leads and diagonals only.
5. Feet disengaged from stirrups. Feet engaged. In the line-up only.
6. Change of diagonals on or off the rail. The judge must specify diagonal changes to be executed and the beginning diagonal.
7. Execute serpentine at a trot. A series of left and right half circles off imaginary line where correct diagonals must be shown.

EQ - EQUITATION DIVISION

8. Back for not more than eight steps.
9. Figure eight at trot demonstrating change of diagonals. Unless specified, it may be started either facing the center or away from the center. If started facing the center, it must be commenced from a halt.
10. Circle at the canter. When circling clockwise, horse should be on right lead; when circling counterclockwise, horse should be on the left lead.
11. Execute serpentine at a canter.
12. Figure eight at canter. Unless specified, it can be started either facing the center or away from the center. If started facing the center it must be commenced from a halt. Figures are commenced in center of two circles so that one lead change is shown.
13. Canter a straight line, on or off the rail, with or without demonstrating simple change of lead. The judge must specify lead changes to be executed and the beginning lead.
14. Ride without stirrups for a brief period of time, at any gait requested (for not more than one minute at the trotting phase). Riders may be asked to disengage or engage stirrups at a halt or walk or any gait requested by the judge. (Exception: Adult Equitation riders must not be asked to perform without stirrups. See EQ117.9, EQ117.12e and EQ117.15f.)
15. Demonstration ride of approximately one minute on own mount. Movements must be selected from Tests 1-14 above. Rider must advise judge beforehand what ride he plans to demonstrate. To be used only in Championship and/or Medal Classes. Riders must have with them two copies (one for judge and one for announcer) of a written one minute workout in case the judge asks for this test. The test must be stopped at the end of one minute but the rider will not be penalized for not completing it.
16. Exchange horses. This test is to be used only after four or more of the top riders have been tested. Only one pair of riders to exchange. Saddles can be exchanged. The attendant for each horse being exchanged must be allowed in the ring only to facilitate the change. The purpose of this test is to break a tie.

EQ119 U.S. Saddle Seat World Cup Selection Trials

Selection criteria and information about the trials for the U.S. Saddle Seat World Cup Team will be available on the Federation's website under the Saddle Seat World Cup section.

EQ120 Saddle Seat World Cup Competition.

1. When the United States hosts the Saddle Seat World Cup in conjunction with a Federation licensed competition or as a stand alone Federation licensed competition, USEF Membership and Show Pass fees will not apply to owners of donated horses and to international competitors.
2. The World Cup Competition will be conducted in accordance with the International Saddle Seat Equitation Association (ISSEA) and applicable USEF rules.

SUBCHAPTER EQ-4 WESTERN SEAT EQUITATION, REINING SEAT EQUITATION AND WESTERN HORSEMANSHIP SECTION

(See Western Rules, Chapter WS)

EQ121 General

1. Riders will be judged on seat, hands, performance of horse, appointments of horse and rider and suitability of horse to rider. Results as shown by the performance of the horse are NOT to be considered more important than the method used in obtaining them.
2. Exhibitors can ride sidesaddle in adult equitation classes but not in classes restricted to juniors.

EQ122 Position

1. Basic Position. The stirrup should be adjusted to the proper length to allow heels to be lower than toes, with a slight bend in the knee and calf close to horse. Feet should be placed in the stirrups with weight on ball of the foot with feet flat on stirrup. Consideration, however, should be given to the width of the stirrups, which vary on Western saddles. If stirrups are wide, the foot may have the appearance of being “home” when, in reality, the weight is being properly carried on the ball of the foot. Body should always appear comfortable, relaxed, and flexible. Arms are in a straight line and close with body, the one holding reins bent at elbow. Only one hand is to be used for reining regardless of type of bit used and hands shall not be changed. Hand to be around reins. When using a romal the riders hand shall be closed around the reins with the wrist kept straight and relaxed, the thumb on top. When split reins are used and ends of split reins fall on the same side as reining hand, one finger between reins is permitted. When using romal or when ends of split reins are held in hand not used for reining, no finger between reins is allowed. The position of the hand not being used for reining is optional but it should be kept free of the horse and equipment and held in a relaxed manner with the elbows close to the body and rider’s body straight at all times. Rider can hold romal or end of split reins to keep from swinging and to adjust the position of the reins, provided it is held with at least 16 inches of slack rein between the hands. Hand to be above or slightly in front of horn and as near to it as possible. When riding in a snaffle bit or hackamore two hands may be used with arms in a straight line with the body, bent at the elbow at approximately 90 degree angle with hands 6-16 inches apart. (Exception: Arabian division where hackamore and snaffle bits are not allowed.) Bracing against saddle or coiled riata is penalized.



Note: For additional information, see EQ122.1.

2. Position in Motion. Rider should sit to jog and not post. At the lope, rider should be close to saddle. All movements of horse should be governed by the use of subtle aids and the shifting of rider’s weight is not desirable.

3. Side Saddle. Side saddle riders should sit square in the saddle, spine to be perpendicular to a horse's backbone. Shoulders to be square and back. Head straight and level. The left leg should hang straight down naturally and close to the horse's side. The heel should be down and the stirrup resting on the ball of the foot, exactly as an astride rider. The left knee rests against the saddle. The lower portion of the rein arm should be parallel with the ground and the reining hand over the right knee. The upper rein arm will take about a 30 degree angle. The knuckles of the reining hand should be vertical with the ground and the reining hand should always be held directly over the right knee and in no way forward of this knee. The upper portion of the inactive arm should be vertical with the body and the elbow of this arm should not protrude to the rear of the upper body. When using closed reins, the inactive hand should be closed around the free ends of the reins and the lower portion of this arm held at about a 45 degree angle in a natural position.

EQ123 Appointments

Competitors must be penalized for incomplete appointments but not necessarily disqualified.

1. Personal. Riders must wear Western hat; long-sleeved shirt with any type of collar; a necktie, kerchief or bolo tie or brooch; trousers or pants; (a one-piece long-sleeved equitation suit is acceptable provided it includes any type of collar). Chaps and boots are required. A vest, jacket, coat, and/or sweater may also be worn. Protective headgear with harness is optional in all classes; not required to be of Western style. Refer to GR801. Spurs are optional. Side saddle riders must wear an apron of either the closed or buttoned type, or with waist band cut the same as a pair of chaps and double thickness. Hair must be neat and securely fastened if long so as not to cover rider's number.
2. Tack.
 - a. The saddle must fit the rider. It may be slick or swelled fork, have a high or low cantle but must definitely be sized to the rider. Nothing that would prevent the stirrups from hanging freely shall be added to or deleted from a standard western saddle. Exhibitors can ride side saddle in adult equitation classes but not in classes restricted to juniors.
 - b. There shall be no discrimination against any standard western bit. Curb chains and leather chin straps may be used but must be flat and at least 1/2" in width, and lie flat against the jaws of the horse. No wire, rawhide, metal or other substance can be used in conjunction with or as part of the leather chin strap or curb chains. A light lip strap is permissible.
 - c. Hackamores as defined in WS105.4, all snaffle bits as defined in WS105.3 may be used on junior horses; tie-downs, running martingales, draw reins, and cavesson-type nosebands are prohibited. Silver equipment may be used but shall not be given preference over good working equipment. A hackamore or snaffle bit rider may ride with two hands. Horses shown in the Arabian, Half Arabian, Morgan, National Show Horse, American Saddlebred Divisions may not use hackamores or snaffle bits in the Equitation division and must be shown with one hand.
3. Bandages and boots of any type are prohibited. In the event of injury, the judge may permit a protective bandage. In Western Seat Equitation classes where a pattern is required, the use of shin, bell boots and/or protective bandages on the front legs and standard sliding or rundown boots on the rear fetlocks are permitted.

EQ124 Conduct

(See GR1210.1a -.1d)

1. Classes for junior and senior riders can be combined.
2. When entries warrant, it is recommended that competitions restrict Maiden, Novice, Limit and Intermediate riders to their respective categories.
3. DIVISION OF CLASSES
 - a. In Western Seat, all classes with 50 or more entries at the beginning of the class must be divided and run as two

separate sections with separate trophies and ribbons. (Exception: Regional and National Equitation Finals and all Equitation Classics)

- b. If there are 50 or more entries remaining in a class after a class has been divided, the class must be re-divided by every other number and separate trophies and ribbons must be awarded. Once a class has been re-divided it cannot be divided further.
4. **MONEY PRIZES.** In Equitation classes the rider is the competitor and wins the award. Offering of prize money in Equitation classes for junior exhibitors and amateurs is forbidden. (Exception: Scholarship funds may be awarded. However, these funds must be disbursed directly to the institution upon proof of enrollment by the awarded recipient.)
5. **RIBBONS.** In Western Seat Equitation classes one ribbon must be awarded for every six competitors but no more than ten ribbons are required.
6. **NUMBERS.** Numbers must be worn on the rider's back and must be clearly visible at all times when in competition. (Exception: Exhibitors in Open Western events must place number on both sides of saddle pad or on the rider's back. Exhibitors in reining seat equitation section may place number on the left side, both sides of the saddle pad or on the rider's back).
7. Attention getting devices and/or other noisemakers (including but not limited to tape measures, blow horns, altered bamboo poles, etc.) are not allowed in and around the make up/schooling/warm-up and competition rings during scheduled competition sessions. Use of explosives and fire extinguishers by or for exhibitors/competitors (except in the case of fire) is not allowed on competition grounds at any time. (See also GR839.4i)

EQ125 Western Seat Equitation

Riders enter the ring at a walk or jog and are judged at a flat-footed four beat walk, two-beat jog and a three-beat lope both ways of the ring. The order to reverse may be executed by turning toward or away from the rail. All competitors are required to back in a straight line during the line up in all classes.

Judges are encouraged to call for at least two tests from EQ129 to be performed by competitors being considered for an award. Due to the difficulty of properly fitting tack, riders shall not be asked to change horses.

See Western Seat Equitation/Western Horsemanship Chart for list of faults and causes for elimination.

EQ126 Western Horsemanship

1. Riders in classes for junior exhibitors cannot have reached their 18th birthday in accordance with GR127.
2. Emphasis shall be placed on horse and rider working together. Execution and correct form of both horse and rider, while maintaining a pleasurable ride are the main criteria for this class.
3. Rider must perform a pattern which will be posted by the judge at least one hour prior to the class. Tests 1-15 may be used.
4. Failure to complete the pattern will not result in disqualification but will be scored accordingly. Rail work is optional at the discretion of the judge. Backing must be included in either the pattern or the lineup.

EQ127 Reining Seat Equitation

1. Riders in classes for junior exhibitors cannot have reached their 18th birthday in accordance with GR127.
2. Emphasis shall be placed on horse and rider working together.
3. Riders will be judged on seat, hands, performance of horse, appointments of horse and rider and suitability of horse to rider.
4. Results as shown by the performance of the horse are NOT to be considered more important than the method used in obtaining them.
5. Riders must perform a reining pattern from RN106, which will be posted by the judge at least one hour prior to the class.

EQ - EQUITATION DIVISION

6. No rail work will be performed.
7. A rider who is off pattern will be disqualified and will not receive any award except in a work-off in the case of a tie, the rider will be placed last of those chosen for the work off.
8. Dropping of bits is optional with the judge, but if called for in the ring, assistance, if necessary, may be had from one of the ring officials. Riders must dismount.
9. The official USEF Reining Seat Score Sheet must be used and posted in accordance with RN101.2.
10. Scoring for the Reining portion of the class will be in accordance with RN103. With exception of RN103.2.
11. The Equitation portion of the class will be scored with all riders entering the arena with a score of 70, and each maneuver being scored from a +1-1/2 to -1-1/2.
12. Scores must be announced after each rider works, with the Reining Score being announced first, followed by the Equitation Score, and the Total Score.
13. In the case of tie, the Equitation Score will be used to break the tie. In a multi judge system, the call judge's Equitation Score will be used.

EQ128 Requirements for Specific Classes.

The following three age limit classes are suggested, but may vary according to local conditions: a) juniors who have not reached their 11th birthday; b) juniors who have reached their 11th but not their 14th birthday; c) juniors who have reached their 14th but not their 18th birthday.

1. Maiden, Novice and Limit. For juniors who have not reached their 18th birthday. Tests 1-8.
 - a. Open to riders that have not won one/three/six/twelve first place ribbons respectively competing in equitation classes at Regular and Local Competitions of USEF or Equine Canada. The Maiden, Novice, Limit and Intermediate status of riders at Regular and Local Competitions is determined from the closing date of entries. Blue ribbons won in the Hunter section will not affect a rider's status in the Saddle or Stock sections, etc. Ribbons won in classes restricted to a particular breed will affect a rider's status. Ribbons won as a junior affect a rider's status when competing as an adult.
 - b. Ribbons won in leadline classes and in classes where entries are not required to ride at all gaits will not affect Maiden, Novice, Limit and Intermediate status.
2. Under 11. For juniors who have not reached their 11th birthday. Tests 1-6.
3. 11 and Over. Tests 1-15.
4. Open. For juniors who have not reached their 18th birthday. Tests 1-15.
5. Adult Amateur, Tests 1-15.
6. CHAMPIONSHIPS. To be awarded on a competitive basis. May be held:
 - a. as a free post entry class, open to any designated number of place winners (minimum of two) in previous classes in the Western Seat section except Maiden, Novice and Limit Classes; or
 - b. as an Open class with advance entries for competitors who have competed in at least one other class in the Western Seat Section. Judges may require additional tests. Tests 1-15.

EQ129 Tests from which judges must choose

Tests can be performed either collectively or individually but no other tests may be used. Instructions must be publicly announced.

1. Back.
2. Individual performance on the rail.
3. Extended jog.
4. Figure eight at the jog.
5. Circles at either a jog or lope.

6. Lope and stop.
7. Extended lope.
8. Figure eight at lope on correct lead, demonstrating simple change of lead (this is a change whereby the horse is brought back into walk or jog and restarted into a lope on the opposite lead). One figure eight demonstrates two changes of lead and is completed by closing up the last circle.
9. Side pass.
10. Figure eight at lope on correct lead, demonstrating flying change of lead.
11. Change leads down center of ring, demonstrating simple change of lead.
12. Ride serpentine course, demonstrating flying change of lead at each change of direction.
13. Demonstrate sliding stop.
14. Execute 360 degree turns (spins).
15. Roll backs.

WESTERN SEAT EQUITATION AND WESTERN HORSEMANSHIP

Note: Standard Reining Penalties (see RN103) will apply for reining seat equitation.

	GOOD	MINOR FAULTS	MAJOR FAULTS	ELIMINATION
SEAT	Keeping center of balance Complete contact with saddle Straight back	Sitting off center Sway back Round back Losing center of balance	Excessive body motion Popping out of saddle	
HANDS	Quiet, light hands maintaining consistent head position Proper position (see EQ122)	Unsteadiness Incorrect position	Horse's mouth gapping Heavy hands i.e. Constant bumping restrictions causing untrue gaits Touching horse & touching saddle to prevent fall	Two handing reins Finger between normal reins More than one finger between split reins Less than 16" of rein slack between hands
LEGS	Secure leg position Proper weight in stirrups Controlling motion Weight evenly on ball of foot Heels lower than toes	Uneven stirrups motion in legs Insufficient weight in stirrups Incorrect position	Excessive spurring Loss of contact between legs & saddle/foot & stirrups	Spurring/kicking in front of cinch
CONTROL	Maintaining horse in good form at consistent gaits Ability to maintain horse under adverse conditions	Breaking from walk to jog Breaking from jog to lope Not standing in line up	Breaking from jog to walk Breaking from lope to jog Allowing horse to back crooked Missing leads Failure to back Blatant disobedience Freeze up in spins or roll backs before initiating stop	
OVERALL APPEARANCE	Suitable well-fitted outfit Well-groomed horse Clean equipment	Saddle not suitable to rider's size Unfitted outfit Dirty boots Ungroomed horse Uncleaned equipment	Improper appointments	Illegal equipment Equipment failure that delays completion of pattern
GENERAL	Good attitude towards horse & judge consistency of rider's form	Equipment not fitting horse Failure to use corners and rail Suitability of horse and rider	Inclusion of maneuver not specified Excessive voice commands Excessive circling major delays in transitions Off pattern	Schooling horse Fall of horse and/or rider Bloody mouth horse with cut or abrasion showing clear evidence of fresh blood in mouth, nose, chin, shoulder, barrel, flank or hip area

CHAPTER EV EVENTING DIVISION

SUBCHAPTER EV-1 GENERAL RULES FOR ALL EVENTING COMPETITIONS

- EV101 Introduction
- EV102 Membership
- EV103 Prize Lists
- EV104 Participation
- EV105 Loss of Qualifications
- EV106 Entries - Withdrawals
- EV107 Starting Order and Timetable
- EV108 Exercising and Warming Up
- EV109 Inspection of Courses
- EV110 Interruptions and Modifications
- EV111 Abuse of Horses
- EV112 Dangerous Riding
- EV113 Medical Requirements
- EV114 Dress
- EV115 Saddlery
- EV116 Radios and Cellular Phones
- EV117 Disqualification
- EV118 Inquiries, Protests and Appeals
- EV119 Competitor Representative
- EV120 Organizers' Rights
- EV121 Guidance

SUBCHAPTER EV-2 RULES FOR TESTS

- EV122 Introduction
- EV123 Rules for Tests
- EV124 Cross-Country Tests
- EV125 Combined Tests
- EV126 Starter Event Rider Tests
- EV127 Eventing Equitation Tests
- EV128 Young Event Horse Tests
- [EV129 AND EV130 ARE INTENTIONALLY LEFT BLANK FOR FUTURE USE]

SUBCHAPTER EV-3 RULES FOR HORSE TRIALS

- EV131 Introduction
- EV132 Classification
- EV133 Dressage Test
- EV134 Dressage Rules
- EV135 Dressage Arena
- EV136 Dressage Scoring
- EV137 Cross-Country Test
- EV138 Cross-Country Rules

EV139 Cross-Country Courses
 EV140 Cross-Country Obstacles
 EV141 Cross-Country Scoring
 EV142 Cross-Country—Definitions of Faults (Drawings, Appendix 7)
 EV143 Jumping Test
 EV144 Arena
 EV145 The Bell
 EV146 Courses And Measuring
 EV147 Course Plan
 EV148 Flags
 EV149 Obstacles
 EV150 Penalties
 EV151 Unauthorized Assistance
 EV152 Time
 EV153 Faults
 EV154 Eliminations

SUBCHAPTER EV-4 RULES FOR EVENTS

(SEE ALSO APPENDIX 8)

EV155 Three-Day Events—Introduction
 EV156 Three-Day Events - Rules
 [EV157 - EV160 ARE INTENTIONALLY LEFT BLANK FOR
 FUTURE USE]

SUBCHAPTER EV-5 RULES FOR CHAMPIONSHIPS

EV161 Horse Trials Championships
 EV162 One Star Championships
 EV163 Two Star Championships
 EV164 Three Star Championships
 EV165 Four Star Championships
 [EV166 - EV170 ARE INTENTIONALLY LEFT BLANK FOR
 FUTURE USE]

SUBCHAPTER EV-6 RULES FOR OFFICIALS

EV171 Ground Jury
 EV172 Additional Judges
 EV173 Technical Delegate
 EV174 Cross Country Course Advisor
 EV175 Course Designer
 EV176 Veterinarians
 EV177 Additional Officials

APPENDIX 1 - LEVELS OF HORSE TRIALS

APPENDIX 2 - SPECIFICATIONS FOR HORSE TRIALS

APPENDIX 3 - PARTICIPATION IN HORSE TRIALS

**APPENDIX 4 - EVENTING—PERMITTED SADDLERY
FOR DRESSAGE**

APPENDIX 5 - EVENTING - DRESSAGE ARENAS

APPENDIX 6 - EVENTING - CROSS-COUNTRY OBSTACLES

WITH SEVERAL ELEMENTS

APPENDIX 7 - EVENTING - DIAGRAMS OF FAULTS AT

CROSS-COUNTRY OBSTACLES

APPENDIX 8 - SPECIFICATIONS FOR three DAY EVENTS

CHAPTER EV EVENTING DIVISION

SUBCHAPTER EV-1 GENERAL RULES FOR ALL EVENTING

COMPETITIONS

EV101 Introduction

1. GENERAL. An Eventing Competition includes one or more tests from the following branches of equitation: dressage, cross-country and jumping. The Federation and the USEA recognize three types of Eventing Competitions: Tests (Individual or Combined), Horse Trials, and Three-Day Events.
2. RESPONSIBILITY. A competitor is ultimately responsible for knowing these rules and complying with them. The appointment of a steward or official, whether or not provided for in these rules, does not absolve the competitor from such responsibility.
3. CIRCUMSTANCES NOT COVERED IN THESE RULES.
 - a. For any circumstances not specifically covered in these rules, reference should be made to one of the following publications of the FEI:
 1. Rules for Eventing
 2. Rules for Dressage Events
 3. Rules for Jumping Events
 - b. Every eventuality cannot be provided for in these rules. In any unforeseen or exceptional circumstances it is the duty of the Ground Jury to make a decision in a sporting spirit, and to approach as nearly as possible the intention of these rules.

EV102 Membership

1. COMPETITORS. Competitors entered in Horse Trials and Events must comply with current Federation and USEA membership requirements. Competitors entered in Tests do not need to be members of the Federation or the USEA.
2. HORSES. Horses entered in Horse Trials and Events must comply with current USEA registration requirements and must be life recorded with the Federation upon entering FEI level competitions. Horses entered in tests do not need to be registered with the USEA.
3. COMPETITIONS.
 - a. Organizing Committees of Horse Trials and Events must comply with current Federation and USEA competition recognition requirements. Organizing Committees of Tests do not need to comply with current Federation or the USEA competition recognition requirements.
 - b. Organizing Committees desiring to hold Eventing Competitions under the auspices of the Federation may do so by applying for membership in the Federation as an Eventing Competition (see Chapter GR3, Subchapter 3-A).
 - c. Organizing Committees desiring to hold Eventing Competitions under the auspices of the United States Eventing Association may do so by registering with the USEA, 525 Old Waterford Road N.W., Leesburg, VA 22075.

EV103 Prize Lists

The USEA Omnibus Schedule listing constitutes the prize list for the majority of Eventing Competitions in any given year. If an event is not listed in this way, its published prize list must include the same information as provided in the Omnibus Schedule and as required by Chapter 9.

EV104 Participation

See also EV123.1 for Tests, Appendix 3 for Horse Trials and Appendix 8 for Three-Day Events.

1. COMPETITORS. Eventing Competitions are open to professional and amateur competitors. The age of the

EV - EVENTING DIVISION

competitor must comply with the specifications of the competition. For Eventing competitions, the age of the competitor is determined by the year of birth.

2. JUNIORS. An Organizer may offer a competition for Juniors at Tests, at Horse Trials at the Beginner Novice through Preliminary Levels and at One Star Events. Competitors in Beginner Novice, Novice and Training Horse Trials shall compete as Juniors until the end of the calendar year in which they reach the age of 18. Competitors in Preliminary Horse Trials and One Star Events shall compete as Juniors from the beginning of the calendar year in which they reach the age of 14 until the end of the calendar year in which they reach the age of 18.
3. YOUNG RIDERS. An Organizer may offer a competition for Young Riders at Tests, at Horse Trials at the Preliminary and Intermediate Level and at One Star and Two Star Events. Competitors shall compete as Young Riders from the beginning of the calendar year in which they reach the age of 16 until the end of the calendar year in which they reach the age of 21.
4. HORSES. Eventing Competitions are open to stallions, mares or geldings. The age of the horse must comply with the specifications of the competition. For Horse Trials and Events, horses may only compete once and must be ridden by the same competitor throughout.

As an exception to the general requirements of GR841, a horse is eligible for Eventing competitions even though it has complete loss of sight in one eye, provided sight in the other eye is normal and provided it meets the other requirements.

5. NUMBER OF HORSES PER COMPETITOR. The number of horses that a competitor may enter and ride is at the discretion of the Organizer.
6. DIVISION OF ENTRIES.
 - a. If the number of entries in a Division warrants, it may be divided by sections or draw. If the number of entries in one Division of a Beginner Novice through Preliminary Horse Trial exceeds 40, it must be divided. Entries in the Advanced and Intermediate Divisions in excess of 40 may be divided once at the Organizer's discretion. Championships and Federation Selection Trials shall not be divided.
 - b. An Organizing Committee may offer a level under the conditions listed in Appendix 3.
 - c. An Organizing Committee may divide a level into the sections noted in Appendix 3, e.g., Junior Training, Training, etc. Further division shall then be done by draw, e.g., Junior Training A, Junior Training B, etc.
 - d. An Organizing Committee may offer a section that includes dressage and jumping at a higher level and cross country at the level below, e.g. Advanced Intermediate. For purposes of competition qualifications and high score awards, these competitions will be considered in accordance with the level of the cross country being run.

EV105 Loss of Qualifications

For certain levels of competition, horses and riders must meet qualifying requirements. Those requirements are detailed in Appendix 3.

1. ESTABLISHMENT OF QUALIFICATION.

When a horse and/or rider obtains a qualifying result (QR) at a level, then they are "established" (qualified to compete) at that level. This "establishment" does not expire; however, it is important to remember that in all cases, when entering an Event **at the CI1* level or above**, at least one Qualifying Result must be obtained in the twelve month period prior to the competition. e.g. a horse and/or rider who have achieved a QR at a CI3*/CNC3* level of competition and who have not competed for over twelve months must first achieve a QR at the next lowest height level.

2. LOSS OF QUALIFICATION. (Preliminary Level and up) *BOD 1/16/16 Effective 4/1/16*

In cases cited in EV105.3, only penalties assessed during the cross-country phase of competition apply.

- a. A horse that is eliminated, for disobediences in the cross-country phase of competition, three times within any 12 month period loses its qualification to compete at the higher level at which the elimination occurs.
- b. A horse that falls in the cross-country phase of competition 2 times in any 12 month period loses its qualification

to compete at the higher level at which a fall occurs.

- c. A rider who falls in the cross-country phase of competition from the same horse 3 times in any 12 month period will cause the horse to lose its qualification to compete at the higher level at which a fall occurs.
- d. Having lost qualification, a horse may be re-established by achieving 2 QRs at the next lower height level (e.g., loss of qualification at the CCI2* level requires re-qualification at the Preliminary Level) within any 6 month period and no sooner than one month following the loss of qualification.
- e. Any combination of occurrences in .a, .b, or .c above for a total of 3 occurrences will result in loss of qualification.
- f. At the Advanced, Three Star and Four Star levels, riders who are subject to the provisions of this rule may petition the USEF Eventing Credentials Committee for review and redress.

EV106 Entries - Withdrawals

See also GR909.

1. **RESPONSIBILITY.** It is the responsibility of the competitor to enter a horse at the level that corresponds to its abilities. If the competitor is a minor, a specified adult must accept this responsibility. If a competitor starts a competition for which he is not qualified, the competitor may be fined up to \$50 (Payable to the Organizing Committee), at the discretion of the Ground Jury. It is the responsibility of the competitor to know and comply with the local, state and interstate (where appropriate) health requirements for the shipment of horses.
2. **ENTRY FORMS.**
 - a. Entry forms must be complete. All entry and stabling fees must accompany the entry form.
 - b. Mailed entries must be postmarked either on or after the opening date for entries and mailed to the appropriate Event Secretary. On-line entries must be time stamped by the designated collection agent on or after the opening date in the time zone of the relevant competition.
 - c. Those entries that are incomplete, or postmarked or time stamped before the opening date, will either be returned to the competitor or placed at the bottom of the list of entries.
 - d. Entries involving competitors or horses not yet qualified for the level of competition, but which are otherwise complete, will be accepted as complete pending qualification.
 - e. Entries must be received by the end of the day on the closing date. Qualifications must fulfilled at least 10 days before the Cross Country Test of the competition for which it is needed if the NQR has been achieved at a Horse Trial or CIC, or at least 24 days if the NQR has been achieved at a CCI.
3. **OPENING DATE.** The opening date for entries for Horse Trials will be the Tuesday prior to the date that falls six weeks before the first day of the competition. It shall be eight weeks in the case of CCNs. The opening date must be published in the prize list for the competition.
4. **CLOSING DATE.** The closing date for entries will be four weeks after the opening date. This date must be published in the prize list of the competition. In the case of insufficient entries, the organizer may accept post-entries. If this is done, the organizer may charge an additional fee for the entries made after the original date, not to exceed an amount equal to the original entry fee. Entries received after this will not be accepted.
5. **WAITING LISTS.**
 - a. Organizers will accept all entries postmarked or time stamped on the opening date if space allows. In the event of over subscription at this stage, a draw will be made and a waiting list established.
 - b. Entries postmarked or time stamped after the opening date will be accepted or placed on a waiting list on a chronological basis.
 - c. At any time Organizers may fill any places that become available with entries from the waiting list, provided those entries were received between the opening and closing dates.
 - d. Entries placed on the waiting list that do not compete will have the full amount of their entry and stabling fees

EV - EVENTING DIVISION
refunded.

6. "HORS CONCOURS" ENTRIES. Competitors may enter horses "hors concours" with the permission of the Organizer. They will pay the regular entry fee, will be judged in the normal manner, and will be participating in accordance with these rules, but they will not be counted in the final classification.
7. DOUBLE ENTRIES—Except where stated contrary in the prize list, an entry for two horses may be made for a division in which only one is to compete, with an office fee for the second horse. The horse that will not compete must be declared when the competitor receives their number.
8. WITHDRAWALS. Notification of withdrawal must be given directly to the Event Secretary. If the horse is withdrawn prior to 9:00 p.m. on the closing date for entries, the entry and stabling fees will be refunded, less an office fee, if applicable, not to exceed \$25.00. If the horse is withdrawn after the closing date and time, the entry and stabling fees may be refunded at the option of the Organizing Committee. If the horse is withdrawn after the closing date, and if the Organizer has replaced the withdrawn horse with one from the waiting list, the entry fee less an office charge will be refunded. If stabling for the withdrawn horse is occupied by another horse, the stabling fee will be refunded. The refund policy must be clearly stated in the prize list for the competition.
9. SUBSTITUTIONS. Substitution of an eligible horse is allowed after the closing date for entries provided a complete entry form for the substituted horse is given to the Event Secretary before the horse's first Test. An eligible rider may be substituted after the closing date for reasons of illness, injury or the sale of the horse. The Event Secretary must be notified of the change before his first Test.

EV107 Starting Order and Timetable

1. STARTING ORDER. If there are only individual competitions, a draw will be conducted by the Organizing Committee to determine starting order. If an individual is riding more than one horse, the Organizing Committee may adjust the starting order to allow sufficient time between rides, but maintaining the order of the horses as drawn. If there are team competitions, the Organizing Committee may use its discretion in the scheduling of teams. If a competitor rides more than one horse, the starting order of the horses will be determined by draw. If the third test of a Horse Trial is jumping in the reverse order of placing, the drawn starting order will be replaced for that test. If the same rider has two horses classified too close together, the order must be adjusted so that there will be a minimum of eight horses (if available) separating them. The lowest placed horse will move up in the order as far as possible, before the higher placed horse is dropped down. If the Organizing Committee of Tests allows entries on the day of competition, each competitor may sign up for starting times upon entering.
2. TIMETABLE. A timetable showing each competitor's starting times shall be prepared and distributed by 1900 hours (7:00 PM) of the day before the relevant competition. If the third test of a Horse Trial is jumping in the reverse order of placing, only the approximate start and finish times for this test need to be published. If the organizing committee of Tests allows entries on the day of competition, only the approximate start and finish times for the competitions need to be published.

EV108 Exercising and Warming Up

1. IDENTIFICATION NUMBERS

By 3:00 p.m. of the day prior to the start of the entire competition, or upon arrival if later, each horse, including non-competing horses, shall be issued a number. This number must be worn at all times when the horse is being ridden or exercised. Failure to display the number shall first incur a warning. Repeated offenses shall incur a fine of \$50 (payable to the Organizing Committee) at the discretion of the Ground Jury.

2. RESTRICTIONS ON SCHOOLING HORSES.

- a. It is forbidden, under penalty of disqualification, for anyone other than the competitor who will ride the horse in the competition to school the horse during the competition. This period of restriction begins at 3:00 pm of the day

prior to the start of the entire competition.

- b. A groom, while mounted, is permitted only to walk the horse or to trot it from one place to another. A groom may also work the horse in hand or on the lunge.
 - c. Riding close to Cross-Country obstacles, or riding in the Dressage or Jumping arenas prior to the actual competition is forbidden, unless specifically authorized by the Ground Jury, under penalty of disqualification. This restriction is specifically intended to prevent competitors from gaining an unfair advantage from schooling or showing the obstacle(s) to their horses prior to the competition.
 - d. The Cross-Country course will be closed to all competitors on the same date. The course closed date must be published in the prize list of the competition. The Dressage arena may not be used after it has been prepared for the competition and closed by the Organizer. The Jumping arena may not be used after it has been prepared for the competition and closed by the Organizer. The Organizer shall report any violation of this rule to the President of the Ground Jury.
3. EXERCISE AREAS.
- a. Areas suitable for the general exercise of horses must be made available, and must be open during the hours of daylight. The Organizing Committee must inform competitors of the areas that are available for this purpose. Horses may only be exercised in such designated areas, or in the practice areas for Dressage and Jumping.
 - b. A Dressage exercising area must be provided at a convenient distance from the competition arena. A practice dressage arena should, if possible, be placed at the disposal of the competitors.
 - c. An exercising area with jumps must be provided at a convenient distance from the start of the Cross-Country and from the Jumping arena. The exercising area for Show Jumping must include at least two spread and two vertical adjustable practice fences. The exercising area for Cross-Country must include at least three adjustable fences (including at least one oxer) and at least one solid cross-country type obstacle. Where space or materials are limited, and with the permission of the Technical Delegate, either or both areas may contain at least three adjustable obstacles including at least one oxer. These obstacles must be marked with red and white flags.
 - d. The only practice fences that competitors may jump are those flagged fences provided by the Organizer. No part of the fences may ever be held by anyone while a horse is jumping. These fences may not be raised more than 10 cm (4 inches) above the maximum height permitted for the competition in progress (or about to begin), nor may the spread exceed the maximum permitted. Ground lines may be placed directly under, or up to 1.00 meter (3'3") in front of, the obstacle. They may not be placed even slightly on the landing side. The upper ends of crossed poles must always be supported by cups. If a horizontal pole is placed above crossed poles, it must be higher than the upper ends of the crossed poles. These practice fences must be jumped in the correct direction. The practice fences shall only be jumped at times laid down by the Organizing Committee. Violation of any of the above provisions relating to practice fences is forbidden, under penalty of disqualification, at the discretion of the Ground Jury.
4. STEWARDS. One or more stewards may be appointed by the Organizer to ensure that the rules regarding exercising and warming up are obeyed, but a steward must be present at whatever times the Organizer has laid down that practice fences may be jumped. Other practice and exercise areas may be patrolled in a random manner.

EV109 Inspection of Courses

1. CROSS-COUNTRY COURSE.

- a. Before the course has been opened to competitors, it is forbidden, under penalty of disqualification, to inspect the obstacles or the course without permission of the organizers, at the discretion of the ground jury.
- b. The Cross-Country course will be open for inspection to all competitors at 1500 hours (3:00 p.m.) of the day before the start of the entire competition. All obstacles, flags and markers that have to be observed by competitors shall be exactly in position when the course is shown to competitors. In the case of multiple courses running on

EV - EVENTING DIVISION

the same track, a sign will be posted at obstacle(s) to be changed, indicating such change(s). This shall include changes of flags or to the obstacle(s). Thereafter, they may not be moved or altered by competitors, under penalty of disqualification.

- c. After the course has been shown to competitors, they are allowed to revisit the course and examine the obstacles during the hours of daylight.
2. **JUMPING COURSE.** The course for the Jumping Test will be opened to competitors not less than 30 minutes before the start of the Jumping Test, and at convenient intermissions during the Jumping Test. Competitors on foot will be admitted to the arena by the Ground Jury. An announcement must also be made over the public address system. Unless permission has been given by the Jury, it is forbidden, under penalty of disqualification, for competitors to enter the arena on foot once the Test has started.

EV110 Interruptions and Modifications

The Ground Jury of an Eventing competition, or in its absence the Technical Delegate, must use extreme caution in allowing a competition to continue, when weather or terrain conditions are not of an acceptable standard, or are such that they place the competitors and horses in danger.

1. **INTERRUPTIONS.** The timetable may be interrupted due to dangerous conditions. If necessary, the start of any Test may be brought forward, postponed or canceled. The decision to interrupt or cancel a Test will be made by the President of the Ground Jury, after consultation with the Technical Delegate if possible. As an exception to the General Rules of GR832, in the case of an interruption the event will be resumed as soon as possible at the point of interruption, and all scores recorded prior to the interruption will stand. Every affected competitor must receive sufficient warning before the resumption of the competition.
2. **MODIFICATIONS.** After the courses have been shown to the competitors, alterations to the course and/or the time allowed may be made only when exceptional circumstances (such as heavy rain or hot weather) make obstacles or a Test unfair or dangerous. The decision will be made by the President of the Ground Jury, after consultation with the Technical Delegate if possible. The President is authorized to make any necessary changes. In such cases, every affected competitor must be officially and personally informed of the alteration before the start of the Test concerned. Where appropriate, an official must also be stationed at the place where the alteration has been made in order to warn the competitors.

EV111 Abuse of Horses

1. **ABUSE.** Any act or series of actions that, in the opinion of the Ground Jury or in its absence the Technical Delegate can clearly and without doubt be defined as abuse of horses shall be penalized by disqualification. Such acts include, but are not limited to:
 - a. * Riding an exhausted horse.
 - b. * Excessive pressing of a tired horse.
 - c. * Excessive use of whip and/or spurs, and/or bit.
 - d. * Riding an obviously lame horse.
2. **RAPPING.** As an exception to the General Rules of GR843, all rapping (poling) is forbidden in Eventing Competitions, and shall be penalized by disqualification.
3. **WHIP.** The use of the whip must be for a good reason, at an appropriate time, in the right place, and with appropriate severity.
 - a. Reason—the whip must only be used either as an aid to encourage the horse forward, or as a reprimand. It must never be used to vent a rider's temper. Such use is always excessive.
 - b. Time—As an aid, the only appropriate time is when a horse is reluctant to go forward under normal aids of the seat and legs. As a reprimand, the only appropriate time is immediately after a horse has been disobedient, e.g.

napping or refusing. The whip should not be used after elimination. The whip should not be used after a horse has jumped the last fence on a course.

- c. Place—As an aid to go forward, the whip may be used down the shoulder or behind the rider's leg. As a reprimand, it must only be used behind the rider's leg. It must never be used overhand, e.g. a whip in the right hand being used on the left flank. The use of a whip on a horse's head, neck, etc., is always excessive use.
 - d. Severity—As a reprimand only, a horse may be hit hard. However, it should never be hit more than three times for any one incident. If a horse is marked by the whip, e.g. the skin is broken, its use is excessive.
4. SPURS—Spurs must not be used to reprimand a horse. Such use is always excessive, as is any use that results in a horse's skin being broken.
 5. BIT—The bit must never be used to reprimand a horse. Any such use is always excessive.
 6. REPORTING—Officials must report such actions as soon as possible to the Ground Jury, supported where possible by statements from witnesses.
 7. GROUND JURY—If such actions are reported, the Ground Jury shall decide if there is a case to be answered. If an individual member of the Ground Jury observes such actions, he is obliged to disqualify the competitor forthwith on his own authority. There is no appeal against a Ground Jury's decision in a case of abuse.

EV112 Dangerous Riding

1. Any competitor who rides in such a way as to constitute a hazard to the safety or well-being of the competitor, horse, other competitors, their horses, spectators, or others will be penalized accordingly.
2. Any act or series of actions that in the opinion of the Ground Jury can be defined as dangerous riding shall be penalized by 25 penalties or elimination and/or the issuance of a Warning Card, at the discretion of the Ground Jury. In addition, the overall score for the horse/rider combination shall not be considered a National Qualifying Result.
3. If such actions are reported, the Ground Jury shall decide if there is a case to be answered. If an individual member of the Ground Jury observes such actions, he may eliminate or penalize the competitor forthwith on his own authority. There is no appeal against a Ground Jury decision.
4. The Ground Jury and the Technical Delegate have the authority to stop a rider on the cross country course for dangerous riding, riding an exhausted horse, excessive pressing of a tired horse, riding an obviously lame horse, excessive use of the whip and/or spurs or riding in an unsafe way.
5. The President of the Ground Jury may, in addition, designate one or several deputies (i.e. Eventing Officials up to the level for which they are licensed and not in an official function at the Event, any Level 3 or 4 USEA ICP Instructor or any rider who has represented the USA in a World Championship, Olympic Games, or Pan American Games) for the Cross Country to advise the Ground Jury regarding any action described in 1 or 4 (above). Deputies and obstacle judges will be provided with a red flag to be waved at the rider, at the direction of Ground Jury, to stop the rider if the situation continues or if the infringement of the above is deemed to be serious.

EV113 Medical Requirements

1. ACCIDENTS INVOLVING COMPETITORS

- a. In the event of an accident in which a competitor is apparently injured or concussed, they must be examined by designated medical personnel to determine if they may take part in another test, ride another horse or if they are capable of leaving the grounds. Refusal to be examined shall be penalized by a fine of \$100 (Payable to the Organizing Committee) at the discretion of the Ground Jury.
- b. The Ground Jury may direct that competitors who have a fall, not associated with penalties be examined as in paragraph a (above). If the fall occurs on cross-country, the competitor's time will be taken in accordance with

EV - EVENTING DIVISION
EV138.7(e).

- c. Competitors who fail or refuse to follow the advice of the medical personnel regarding treatment following such a fall may be subject to disqualification at the discretion of the Ground Jury.
2. In conjunction with GR1316, the following apply in the case of a fall/accident or other injury likely to cause concussion (as determined by qualified medical personnel):
 - a. No loss of consciousness and no sign of concussion - No mandatory suspension;
 - b. No loss of consciousness but with brief symptoms of concussion e.g. confusion, loss of memory, altered mental state (all symptoms of concussion must have resolved within 15 minutes both at rest and exercise) - minimum of 7 days mandatory suspension. The day of injury counts as the first day of suspension period.
 - c. Any loss of consciousness, however brief, or symptoms of concussion persisting after 15 minutes - minimum 21 days mandatory suspension. The day of injury counts as the first day of the suspension period.
 - d. Notwithstanding the above, riders who have established a baseline neurocognitive skills level through a Federation approved testing program e.g. IMPACT test may return to competition upon submission to the Federation of certification that they have passed an exam establishing that they have suffered no impairment of that level. In addition, they must submit clearance as required under GR1316.6.
 - e. All other riders may, at the expiration of the mandatory suspension period, return to competition by complying with the requirements of GR1316.5.
 3. **MEDICAL CARDS/MEDICAL BRACELETS.** An approved and completed medical card or medical bracelet is required any time while jumping. Medical cards must be enclosed in a transparent, waterproof carrier. Medical cards must be securely attached to the competitor's upper arm on the outside of the competitor's clothing. Medical bracelets must be visible on the competitor's wrist. Medical cards must include any relevant medical history, injury (particularly to the head), drug allergies and current medication. If wearing a medical bracelet, any relevant medical history, injury (particularly to the head) drug allergies and current medication must be included in the online medical form of the bracelet's vendor website or integrally in the bracelet. Athletes are responsible to record all injuries on the card or in the case of a medical bracelet, update their medical information online. Failure to wear one's own medical card or bracelet shall be penalized by a fine of \$100. (Payable to the Organizing Committee)
 4. **SAFETY COORDINATOR.** All competitions shall furnish a Safety Coordinator, who shall be responsible for the establishment and coordination of medical services. As this shall include the transportation of injured competitors, the Safety Coordinator should not have any other duties during any cross-country or jumping tests.
 5. **MEDICAL PERSONNEL.** Qualified medical personnel, with suitable medical equipment and with no other duties, must be present during scheduled schooling sessions over fences and during all scheduled competitions. Qualified Medical personnel is defined as a person who is currently certified or licensed in the profession and trained in pre-hospital trauma care. The minimum requirement is an EMT/Paramedic who is pre-hospital trauma trained.
 6. **ACCESS.** The designated medical personal should have the capability of rapid deployment to any part of the arenas or courses in adverse conditions. Should this access not be available, the Ground Jury, on the advice of the Technical Delegate and the Course Designer, must consider alternatives including removal of the inaccessible portion.

EV114 Dress

1. **PROTECTIVE HEADGEAR.**
 - a. At all levels of eventing competition, from beginner novice through advanced, at Federation Endorsed competitions and recognized competitions, riders must wear headgear as follows, except as may otherwise be mandated by local law (see also GR801):
 - b. Upon arrival, anyone riding a horse must wear properly fitting protective headgear which passes or surpasses ASTM (American Society for Testing and Materials)/SEI (Safety Equipment Institute) standards for equestrian

use and carries the SEI tag. Harness must be secured and properly fitted.

- c. It is the responsibility of the rider, or the parent or guardian or trainer of the junior exhibitor to see to it that the headgear worn complies with appropriate safety standards for protective headgear intended for equestrian use, and is properly fitted and in good condition, and the Federation, Show Committee, and Licensed Officials are not responsible for checking headgear worn for such compliance.
- d. The Federation makes no representation or warranty, express or implied, about any protective headgear, and cautions riders that death or serious injury may result despite wearing such headgear as all equestrian sports involve inherent dangerous risk and as no helmet can protect against all foreseeable injuries.
- e. Violation of this rule at any time, at the discretion of the Ground Jury, shall be penalized and may result in elimination.

2. PROTECTIVE VESTS.

- a. A body protecting vest must be worn warming-up for and in the cross-country test. Stable, team or club colors are permitted. The Federation recommends that the vest should pass or surpass the current ASTM standard F1937 or be certified by the Safety Equipment Institute. Inflatable vests are permitted only when worn over a body protecting vest.
- b. Violation of this rule shall be penalized at the discretion of the Ground Jury, and may result in elimination.

- ## 3. WHIPS.
- One whip no longer than 120 cm (47.2 in) including lash may be carried when riding on the flat at any time. One whip no longer than 120 cm (47.2 in) may be carried during the Dressage Test except in USEF/USEA Championships and USEA Championship divisions. As an exception, riders competing sidesaddle may carry a whip in the dressage test at all competitions, including championships. A standard lunge whip may be used when lunging a horse. If a whip is carried in the Cross-Country and/or Jumping Test, or while jumping any obstacle before these tests, it must not be weighted at the end or exceed 75cm (30") in length. An adjustable-length whip may not be carried by a mounted rider.

4. SPURS.

- a. Spurs are optional for all three tests. Spurs capable of wounding a horse are forbidden. Spurs must be of smooth metal. If there is a shank it must not be longer than 4 cm (1 9/16 inches, measured from the boot to the end of the spur) and must point only towards the rear. If the shank is curved, the spurs must be worn only with the shank directed downwards. Metal or plastic spurs with round hard plastic or metal knobs "Impulse spurs" and "Dummy spurs" with no shank are allowed.
- b. Rowel spurs - Spurs with rowels are allowed in the three Tests and when practicing/warming up. If they are used, rowels must be vertical, free to rotate and the rowel must be round and smooth (no tines allowed).

5. DRESSAGE TEST.

- a. Horse Trials (Beginner Novice through **Training**)—protective headgear—predominantly black or dark blue; Coat—dark color or tweed, tail coats are not permitted; Shirt— **of conservative** color, with stock and pin, or choker, or tie; Gloves (if worn)—dark color, tan, beige or white; Jodhpurs, Britches—light color or white; Boots—black, brown, field, jodhpur or a black or brown full grain smooth leather leg piece and matching leather boots. Chaps and/or half-chaps are not allowed.
- b. Horse Trials (**Preliminary**) —**protective headgear—predominantly black or dark blue; Coat—dark color or tweed, tail coats are not permitted; Shirt— of conservative color, with stock and pin, or choker, or tie; Gloves (if worn)—dark color, tan, beige or white; Jodhpurs, Britches—light color or white; Boots—black, brown, field, jodhpur or a black or brown full grain smooth leather leg piece and matching leather boots. Chaps and/or half-chaps are not allowed.**
- c. **Horse Trials (Intermediate and Advanced) & Three Day Events.** As above except no tweed coat. Tail Coats permitted. Shirt—stock with pin; Gloves (required)—white or dark color; Britches—as above; Boots—preferably black dress or a black full grain leather leg piece and matching leather boot. Chaps and half-chaps are not

EV - EVENTING DIVISION

- allowed. Members of armed and police forces, service dress with gloves, regulation headgear and spurs in accordance with EV114. *BOD 1/17/15 Effective 12/1/15*
6. CROSS-COUNTRY TEST. Light-weight clothing is appropriate for this Test, a shirt (any color) with sleeves must be worn. Protective Headgear in accordance with paragraph 1 above. This headgear may be any color. Britches or jodhpurs may be any color; Gloves (if worn) may be any color; Boots—black, brown, field, jodhpur or a black or brown full grain smooth leather leg piece and matching leather boots. Chaps or half-chaps are not allowed.
 7. JUMPING TEST. Hunting dress or uniform. Protective headgear, with chin harness, designed expressly for equestrian use in accordance with paragraph 1 above. Hat covers other than solid black or dark blue are not allowed. *Gloves (if worn)—dark color, tan, beige or white; Jodhpurs, Britches—light color or white; Boots—black, brown, field, jodhpur or a black or brown full grain smooth leather leg piece and matching leather boots. Chaps or half-chaps are not allowed. Member of armed and police forces, as in EV114.5.b. Beginner Novice through Prelim: Coat—dark color or tweed. Shirt—stock with pin, choker or tie. Beginner Novice through Training: Competitor's may compete without a jacket. In such cases, shirt – long or short sleeved with collar and without neckwear, of a conservative color, neatly tucked into riding breeches. BOD 1/17/15 Effective 12/1/15*
 8. At Eventing Tests or **at any level** when all three phases of a Horse Trials are contested over one day - Protective headgear and protective vests as above. Clothing as appropriate for the test in progress (see below), or at the competitor's option - boots, britches, spurs and gloves - as applicable for the test being performed. Long or short sleeved shirt with collar and without neckwear, of a conservative color, neatly tucked into riding breeches. *BOD 1/17/15 Effective 12/1/15*
 9. INSPECTION OF DRESS. A steward should be appointed to inspect whips and spurs before any Test. He has the authority to refuse permission for any competitor to start whose whip or spurs contravene this Article. He will immediately report the circumstances to the Ground Jury, or Technical Delegate if the Ground Jury is unavailable, for confirmation. A competitor who competes with illegal whip(s) or spurs will be eliminated. A competitor who competes with incorrect items of dress may be eliminated, at the discretion of the Ground Jury.
 10. EXTREME WEATHER. At temperatures above 85°F, a heat index above 85°, or at the discretion of the Ground Jury or the Organizer, competitors will be permitted to compete without jackets, in the dressage and/or jumping tests. In such cases, competitors must wear either a long or short sleeved shirt of conservative color without neckwear; members of the armed forces and police units may ride in their summer uniforms. In inclement weather competitors may wear a windbreaker jacket or rain coat over their clothing; their number must be visible.

EV115 Saddlery

1. EXERCISE AREAS. The following restrictions begin at 3:00 p.m. of the day prior to the start of the entire competition and continue throughout the duration of the event. The following are compulsory: an English type saddle and any form of bridle, including double bridle, snaffle, gag or hackamores. Running martingales with rein stops, Irish martingales, bit guards, boots, bandages, fly shields, nose covers, and seat covers are permitted. Side reins are permitted only while lunging an unmounted horse, as are running reins and chambons. Other martingales, any form of gadget (such as a bearing, running or balancing reins, etc.) and any form of blinkers, are forbidden, under penalty of disqualification.
2. DRESSAGE TEST.
 - a. The following are compulsory: an English type saddle and a permitted bridle.
 - b. A double bridle with cavesson noseband, i.e. bridoon and curb bits with curb chain (made of metal or leather **or a combination**), is permitted for some tests. *Cover for curb chain can be made of leather, rubber or sheep skin.*

BOD 1/16/16 Effective 2/1/16

1. Cavesson noseband may never be so tightly fastened as to harm the horse.
 2. Lipstrap and rubber or leather covers for the curb chain are optional.
 3. Bridoon and curb must be made of metal or rigid plastic and may be covered with rubber (flexible rubber bridoons and/or curbs are not allowed).
 4. The lever arm of the curb bit is limited to 10 cm (length below the mouth piece).
 5. If the curb has a sliding mouthpiece, the lever arm of the curb bit below the mouthpiece must not measure more than 10 cm when the mouthpiece is in the uppermost position.
 6. The diameter of the ring of the bridoon must be such as to not hurt the horse.
- c. A snaffle bit made of metal, leather, rubber or plastic material is permitted for all tests.
1. It may have a cavesson noseband, dropped noseband, crossed noseband, or flash noseband.
 2. The noseband must be made entirely of leather or leather like material, except for a small disc of sheepskin, which may be used in the intersection of the two leather straps of a crossed noseband.
- d. A breast plate may be used. For drawings of permitted bits and nosebands see Appendix 4. Permitted bits for a particular test are specified on each test.
- e. Martingales, bit guards, any kind of gadgets (such as bearing, side, running or balancing reins, etc.), reins with any loops or hand attachments, any kind of boots or leg bandages and any form of blinkers, including earmuffs, earplugs, hoods, nose covers and seat covers are, under penalty of elimination, strictly forbidden. Protective fly hoods made of thin material are permitted. However, these are subject to inspection by the Officials at the end of the test to ensure that nothing prohibited has been added (i.e. special material) or is covered by the fly hoods to protect from sound. The fly hoods should be discreet and should not cover the Horse's eyes.
3. CROSS-COUNTRY TEST AND JUMPING TEST.
- a. The type of saddlery is optional with the exception of any form of blinkers, which are forbidden.
 - b. Only unrestricted running martingales with rein stops or Irish martingales are allowed. Reins must be free of any loops or hand attachments and must be attached to the bit(s) or directly to the bridle. Exception: u-shaped bit converters may be used so that a bit designed for use with two reins may be controlled with a single rein. Gags or hackamores are allowed. In the interest of safety, the stirrup iron and stirrup leathers must hang free from the bar of the saddle and outside the flap. There must be no other restrictions or attachments of any kind.
4. INSPECTION OF SADDLERY.
- a. A steward should be appointed to check the saddlery of each horse before it enters the arena or starts a Test.
 - b. In the Dressage Test, the checking of the bridle must be done with the greatest caution. When bit inspections require actual contact with the inside of the horse's mouth, the inspector must use a clean protective glove for each horse. If the competitor so requests, the bridle and bit may be checked immediately after the test has been completed. However, should the bridle or bit in such a case be found not to be permitted, the competitor shall be eliminated.

EV116 Radios and Cellular Phones

The use of a radio or cellular phone while competing is forbidden, under penalty of disqualification. Any other use while on the competition grounds by competitors, trainers, or members of the competitor's support group, is subject to restriction by the technical delegate and the president of the ground jury.

EV117 Disqualification

1. Disqualification means that a competitor and his horse(s) may not take further part in the Event. It is applied at the discretion of the Ground Jury.
2. Ground Jury may disqualify a competitor in the following cases when, in its opinion, the action constitutes

EV - EVENTING DIVISION

unsportsmanlike or abusive conduct:

- a. Allowing anyone other than the competitor to school his horse, EV108.2a.
- b. Riding in the Dressage arena or in the Jumping arena prior to the actual competition, EV108.2c.
- c. Riding close to Cross-Country obstacles prior to the actual competition, EV108.2c.
- d. Jumping practice fences that are not flagged, EV108.3c and EV108.3d.
- e. Jumping practice fences in the wrong direction, EV108.3d.
- f. Jumping practice fences while they are being held, EV108.3d.
- g. Jumping practice fences that have been raised above the height or beyond the spread allowed, EV108.3d.
- h. Jumping practice fences at times other than those laid down by the Organizer, EV108.3d.
- i. Inspecting the obstacles of the Cross-Country course before they are officially shown to all competitors, EV109.1a.
- j. Inspecting the obstacles of the Jumping course when the arena is closed, EV109.2.
- k. Entering the Jumping arena on foot after the competition has started, EV109.2.
- l. Abuse of horse, EV111.
- m. Exercising with improper saddlery, EV115.1.
- n. Use of a radio or cellular phone while competing. EV116.

EV118 Inquiries, Protests and Appeals

1. INQUIRIES. The competitor, a parent or guardian of a competitor under 18 years old, the owner of the horse, or the owner's agent, may inquire about any perceived irregularity or mis-scoring during the course of the competition. Such inquiries may be addressed to members of the Organizing Committee, to the Ground Jury, or to the Technical Delegate.
2. PROTESTS. The competitor, a parent or guardian of a competitor under 18 years old, the owner of the horse, or the owner's agent authorized in writing, are entitled to lodge a protest. Protests shall be addressed to the President of the Ground Jury. They must be in writing, signed, and accompanied by a fee of \$100., made payable to the Organizing Committee, which will be refunded if protest (or subsequent appeal) is upheld. They shall be delivered to the Event Secretary.
3. TIME LIMITS FOR PROTESTS. PROTESTS SHALL BE LODGED WITHIN THE FOLLOWING TIME LIMITS:
 - a. Against the eligibility of a horse or a competitor not later than one hour before the start of the relevant competition.
 - b. Against the condition of the Dressage arena - not later than one hour before the start of the relevant competition.
 - c. Against an obstacle, the length of the course, the condition of the course, etc., of the Cross-Country Test—not later than 1800 hours (6:00 p.m.) on the day before the relevant competition.
 - d. Against an obstacle, the length of the course, the condition of the arena, etc., of the Jumping Test not later than 15 minutes before the start of the relevant competition.
 - e. Concerning irregularities or incidents during the competition, or scoring (except errors as noted below)—as soon as possible, and not later than 30 minutes after the publishing of the results of the relevant test.
 - f. Concerning mathematical or transcription errors—not later than 3:00p.m. the day following the last day of the competition.
4. HANDLING PROTESTS. The Ground Jury shall make a decision, after making a proper investigation and hearing all sides of the case. The President of the Ground Jury must refer any protests which he feels are beyond his discretion to the Organizing Committee. The Event Secretary shall record all protests, forward them to the Ground Jury, and record all decisions of the Jury.
5. APPEALS. An appeal against the ruling of the Ground Jury must be lodged within one hour of the announcement of the Ground Jury's decision. Appeals shall be addressed to the Organizing Committee. They must be in writing and

signed. They shall be delivered to the Event Secretary.

6. HANDLING APPEALS. See also GR610. In the event of an appeal, the Organizing Committee shall designate three or more knowledgeable horsemen who do not have a conflict of interest and are familiar with the rules for Eventing to hear the appeal. The competition secretary shall record all appeals, shall forward them to the appointed committee and shall record all decisions by the Committee. The Committee shall make a decision, after making a proper investigation and hearing all sides of the case. If necessary, the Veterinarian or the Technical Delegate shall be in attendance in an advisory capacity.
7. A party to a protest or charge desiring to appeal a decision of the Appeal Committee to the Hearing Committee must file an appeal in writing with the Hearing Committee at the Federation's office within fifteen (15) days of the initial decision. The Hearing Committee will not review the findings but will determine whether the rules were properly interpreted and applied.

EV119 Athlete Representative

1. Prior to the Athletes' first opportunity to inspect the Cross Country course, every Organizer of an event must name one or more Athlete Representative(s) from among the Athletes taking part in the Competition, having first obtained the Athlete(s)' consent. The Athlete Representative has the task of acting as a channel of communication between the Athletes and the Officials on any matter directly connected with the Event without in any way removing the right of any Athlete to speak to the Organizer, Technical Delegate, Ground Jury or Course Designer. The Athletes must be notified as to identity of the Athlete Representative and his/her name and contact information must be prominently posted on the Event notice board.
2. Prior to 1800 hours the day before Cross Country, the Athlete Representative(s) may call a meeting of the Athletes, to be attended by the Technical Delegate. The Ground Jury, Organizer or Course Designer will also attend if specifically requested by the Athlete Representative. The purpose of this meeting is to discuss major issues concerning the obstacles on the course and/or the distances of the course. At this meeting any such issues must be recorded in writing (the Technical Delegate and Athlete Representative have this responsibility) and the response of the Ground Jury also recorded in writing and signed by the President of the Ground Jury and the Athlete Representative. This document will be included with the Technical Delegate's report.
3. The Athletes may appoint two additional people (to join the already appointed Athlete Representative) as Athlete Representatives to facilitate discussion with the Officials and the Organizing Committee. These additional two people can be anyone that the Athletes choose and do not necessarily have to be competing at the Competition.

Note: This added layer of participation by the Rider Representative does not in any way lessen the burden each competitor bears to actively voice his or her concerns either to a) the Rider Representative who will then communicate said concerns to the TD or PGJ or b) directly to the TD or PGJ. Further, competitors bear the responsibility in determining their own and their horse's fitness, preparation and readiness. Communication of concerns to the Rider Representative, TD or PGJ does not remove nor shift that responsibility away from the rider.

EV120 Organizers' Rights

Organizers have the right to cancel any competition or division (see General Rules, GR310), divide any competition into divisions or sections, alter the published schedule, or refuse any entry (see General Rules, GR914). The Organizer must state the refund policy in the prize list, in the event of cancellation before the competition has started.

EV121 Guidance

1. FEDERATION EVENTING COMMITTEE.
 - a. This Committee is responsible for the guidance of the sport, including rules, championships, grading horses, scheduling, etc.
 - b. In addition to the membership requirements of EV102.3, Organizing Committees of selected competitions must

EV - EVENTING DIVISION

have the specific approval of this Committee. This shall include approval of the date and site of the competition, the Ground Jury, the Technical Delegate, the Chief Steward, the Course Designer, the Veterinary Commission where appropriate, and the prize monies where appropriate. These selected competitions are:

1. * Championships
2. * Three-Day Events
3. * International Horse Trials
4. * Advanced Horse Trials

2. AREA CHAIRMEN. These individuals are appointed by the USEA Board of Governors to serve as liaisons between the Federation Eventing Committee, organizers and competitors, in order to encourage the development of the sport. Scheduling of competitions below those mentioned above are coordinated Intra- and Inter-Area by the Area Chairmen.

SUBCHAPTER EV-2 RULES FOR TESTS

EV122 Introduction

1. DEFINITION. Tests consist of one or more dressage, cross-country or jumping competitions. They are designed to introduce the discipline, and to prepare competitors and horses for Horse Trials. They provide experience for participants within an enjoyable day of competition. These competitions may include:
 - a. Cross-Country Tests
 - b. Combined Tests
 - c. Starter Event Rider Tests
 - d. Eventing Equitation Tests
 - e. Young Event Horse Tests
2. ORGANIZATION. Tests may be offered as separate competitions, or may be organized in conjunction with a Horse Trial or an Event. They usually take place on one day.

EV123 Rules for Tests

1. PARTICIPATION. A horse may be ridden by more than one competitor. A competitor may ride more than one horse. The number of horses that a competitor may ride may be limited by the Organizer. The number of times that a horse may compete may be limited by the Organizer.
2. LICENSED OFFICIALS. For competitions that do not require Licensed Judges (such as Cross-Country Tests), a Federation Licensed Eventing Technical Delegate is required. In such instances, the Technical Delegate assumes the responsibility of the Ground Jury as noted in Part Six. For competitions which include dressage and jumping (such as Combined Tests, Starter Event Rider Tests, Eventing Equitation Tests or Young Event Horse Tests), a Federation Licensed Eventing Judge is required. This Judge shall act as the Ground Jury and shall perform the course evaluation functions of a technical delegate. Other judges may be Federation Licensed Judges, participants or graduates of the USEA Training Program, or knowledgeable horsemen.
3. OTHER OFFICIALS. A veterinarian shall be present on the grounds during any cross-country or jumping competition. Qualified medical personnel (EV113.4 and .5) must be present during all competitions.
4. TESTS. Flexibility is provided for the running of Tests. Tests may be judged in the normal manner, as minimum percentage classes, as clear round classes, on the honor system, purely on time or points, etc. Classification may be individual, pairs or teams. Organizing Committees are encouraged to create attractive competitions, whether they use the Tests described below or create additional Tests.

EV124 Cross-Country Tests

Cross-Country Tests consist of distinct competitions involving various cross-country skills. The tests may include pace,

taking your own line, following unknown course, top score competitions with obstacles of different values, clear round cross-country, etc. The conditions under which the Cross-Country Tests will be conducted will be printed in the prize list.

EV125 Combined Tests

Combined Tests consist of two distinct tests during which a competitor rides the same horse throughout. The tests may include two of the following—dressage, cross-country, jumping; or may include one discipline (such as cross-country) repeated twice under different conditions. Combined Tests will be conducted under guidelines published by the USEA.

EV126 Starter Event Rider Tests

Open to riders of any age who have never competed in a horse trial, on any horse. The test shall involve a short dressage test (30%), jumping 6 or 7 fences in an arena (30%), and galloping in the open over 3 or 4 fences (40%). The fences will not exceed 2'6". Each competitor will be judged on position, seat, and effective use of aids. The competitor must ride the same horse throughout.

EV127 Eventing Equitation Tests

Open to riders 14 to 18 years of age, on any horse. The test shall involve a short dressage test (40%), and jumping approximately 10 cross-country-type obstacles not to exceed 3'7" (60%). The jumping may be in an arena or on a short cross-country course. Each competitor will be judged on position, seat, and effective use of aids. The competitor must ride the same horse throughout.

EV128 Young Event Horse Tests

Open to four and five year old horses with any rider. The test shall involve a short dressage test, a jumping test that may involve cross-country obstacles of 8-12 fences up to 3'3" (4 yo) or 3'7" (5 yo) in height, and a final judging of horses shown in hand for conformation, suitability and presence. The same competitor must ride or show the horse throughout.

[EV129 AND EV130 ARE INTENTIONALLY LEFT BLANK FOR FUTURE USE]

SUBCHAPTER EV-3 RULES FOR HORSE TRIALS

EV131 Introduction

1. DEFINITION. The Horse Trial comprises three distinct tests, usually taking place on one or two days, during which a competitor rides the same horse throughout, namely:
 - a. Dressage
 - b. Cross-Country
 - c. Show Jumping
 - d. The Dressage Test must be first. The Cross-Country and Jumping Tests may follow in either order.
2. RELATIVE INFLUENCE OF THE TESTS. In principle, the Cross-Country Test should be the most influential of the three tests of a Horse Trial. The Dressage Test, while less influential than the Cross-Country Test, should be slightly more influential than the Jumping Test.
3. LEVELS OF HORSE TRIALS. The following levels of competition may be offered at a Horse Trial:
 - a. * Advanced
 - b. * Intermediate
 - c. * Preliminary
 - d. * Training

EV - EVENTING DIVISION

- e. * Novic
- f. * Beginner Novice

4. **INDIVIDUAL COMPETITION.** There will always be an individual competition. Where there is a team competition, each member of a team will automatically be considered as an individual competitor.

5. **TEAM COMPETITION.** There may be a team competition. Teams will consist of three or four competitors.

EV132 Classification

1. CLASSIFICATION IN THE THREE TESTS.

- a. In the Dressage Test, each Competitor's good marks awarded by the judges are converted into penalty points. They are recorded for inclusion in the final classification and published.
- b. In the Cross-Country Test, each competitor's penalties for faults at obstacles are added to the penalties incurred for excess time. They are recorded for inclusion in the final classification and published.
- c. In the Jumping Test, each competitor's penalties for faults at obstacles are added to the penalties incurred for excess time. They are recorded for inclusion in the final classification and published.

2. INDIVIDUAL FINAL CLASSIFICATION.

- a. The winning individual is the competitor with the lowest total of penalty points, after adding together for each competitor the penalty points incurred in the three tests.
- b. In the event of equality between any two or more competitors, the classification is decided by the best cross-country score, including faults at obstacles and time penalties. If there is still equality, the best will be the competitor whose cross-country time was closest to the optimum time.

3. TEAM FINAL CLASSIFICATION.

- a. The winning team is that with the lowest total of penalty points, after adding together the final scores of the three highest placed competitors in the team.
- b. In the event of equality between any two or more teams, the winning team will be that whose third placed competitor has the best score.

4. DISQUALIFICATION OR ELIMINATION.

- a. The disqualification or elimination from one of the tests entails disqualification or elimination from the final classification.
- b. The Ground Jury, in consultation with the Organizing Committee, may, if requested, permit a competitor who has been eliminated in an earlier Test to take part in the subsequent Test(s). After elimination in any previous Test, any competitor who starts a subsequent Test without such permission will be liable to disciplinary action, including a reprimand and/or a fine of up to \$100. payable to the Organizing Committee.
- c. A competitor who withdraws or retires a horse is considered to have withdrawn or retired from the entire competition and will not be permitted to continue in subsequent tests with that horse, except with the expressed permission of the ground jury.

EV133 Dressage Test

1. The object of Dressage is the harmonious development of the physique and ability of the horse. As a result it makes the horse calm, supple, loose and flexible, but also confident, attentive and keen, thus achieving perfect understanding with his rider.

2. These qualities are revealed by:

- a. The freedom and regularity of the paces;
- b. The harmony, lightness and ease of movements;
- c. The lightness of the forehand and the engagement of the hind quarters, originating in a lively impulsion;
- d. The acceptance of the bridle, with submissiveness throughout and without any tenseness or resistance.

3. The dressage tests to be used each year will be printed in Appendix 2. From these tests, Organizers are free to select the specific tests to be used for their competition. The test to be used must be printed in the prize list for the competition.

EV134 Dressage Rules

1. In any circumstances not specifically covered by these rules, the "FEI Rules for Dressage Events" will apply.
2. All tests must be carried out from memory, and all movements must follow in the order laid down in the test.
3. A competitor failing to enter the arena within 45 seconds of the starting signal may be eliminated, at the discretion of the Ground Jury. The same applies to a competitor who enters the arena before the starting signal has been given.
4. A test begins with the entry at A and ends after the salute at the end of the test, as soon as the horse moves forward. Any incidents before the beginning or after the end of the test have no effect on the marks. The competitor should leave the arena in the way prescribed in the text of the test.
5. Competitors must take the reins in one hand at the salute. Gentlemen are not required to remove their hats at the salute.
6. When a movement must be carried out at a certain point of the arena, it should be done at the moment when the competitor's body is above this point.
7. The use of the voice in any way whatsoever or clicking the tongue once or repeatedly is a serious fault involving the deduction of at least two marks from those that would otherwise have been awarded for the movement where this occurred.
8. In case of marked lameness, the judge at C, after consultation with the other judge(s) if appropriate, will inform the competitor that he is eliminated. There is no appeal against this decision.
9. A horse leaving the arena completely, with all four feet, between the time of entry and the final salute, will be eliminated.
10. Any resistance that prevents the continuation of the test longer than 20 seconds will be punished by elimination.
11. When a competitor makes an "error of course" (takes the wrong turn, omits a movement, etc.) the judge at C warns him by sounding the bell. The judge shows him, if necessary, the point at which he must take up the test again and the next movement to be executed, then leaves him to continue by himself. However, in some cases when, although the competitor makes an "error of course", the sounding of the bell would unnecessarily impede the fluency of the performance (for instance if a competitor makes a transition at V instead of K), it is up to the judge at C to decide whether to sound the bell or not. However, if the bell is not sounded at an error of test in which the movement is repeated and the error occurs again, only one error is recorded.
12. When a competitor makes an "error of the test" (trots rising instead of sitting, does not take the reins in one hand at the salute, etc.), he must be penalized as for an "error of course".
13. In principle, a competitor is not allowed to repeat a movement of the test unless the judge at C decides on an error of course and sounds the bell. If the competitor has started the execution of a movement and tries to do the same movement again, the judge(s) must consider the first movement shown only and at the same time penalize for an error of course.
14. If there is more than one judge, unless all judges are in agreement on an error, the competitor receives the benefit of the doubt.
15. Any outside intervention by voice, signs, etc., is considered unauthorized assistance. A competitor receiving unauthorized assistance will be eliminated, at the discretion of the Ground Jury.
16. When there are two or more judges, one horse and rider, taking no part in the competition, will perform the prescribed ride in order that the judges may confer before the competition begins.
17. The judge at C may stop a test and/or allow a competitor to restart a test from the beginning or from any

EV - EVENTING DIVISION

appropriate point in the test if, at his discretion, some unusual circumstance has occurred to interrupt a test.

18. No judge should be required to officiate longer than 8 hours in one day, and should not be required to be on the show grounds longer than 10 hours. Judges should be given at least a 45 minute lunch break and at least a 10 minute break every 2 hours.

EV135 Dressage Arena

1. The arena must be 60 meters long and 20 meters wide (Standard Arena) or 40 meters long and 20 meters wide (Small Arena), depending on the specifications for the test to be used. The measurements are for the interior of the enclosure. The arena should be separated from the public by a distance of not less than 15 meters. The enclosure itself should consist of a low fence, about 30 cm (12 inches) high. It is recommended that the entrance at A be a minimum of 2 meters and a maximum of 4 meters wide. The part of the fence at A should be easy to remove, to allow access, or may be left open. The fence should be such to prevent the horse's hooves from entering.
2. The letters should be placed outside the enclosure, about 50 cm (20 inches) from the fence. The letter A should be a sufficient distance from the entrance to allow unobstructed entry. It is desirable to place a special marker on the fence itself, level with and in addition to the letter concerned.
3. The center line and the points along the center line, if described in the test to be used, should be clearly marked, without being of a nature to frighten the horses. On that account, it is recommended: to mow the center line shorter on a grass arena, or to roll or rake the center line on a sand arena. The points D, L, X, I and G, should be similarly mowed, rolled or raked, about 2 meters (6'6") straight across the center line.
4. If there is only one judge, he is placed 5 meters (16 feet) from the end of the arena opposite the letter C. When two judges are used, one (the President) is placed at C and the other is placed 5 meters from the side of the arena, opposite the letter E or B. When three judges are used, one (the President) is placed at C, another (M or H) is placed at the end of the arena on a line with the judge at C, to his left or right, 2.5 meters in from the long side of the arena, and the third judge is placed 5 meters from the side of the arena, opposite either E or B. A separate enclosure (tent, trailer) should be provided for each judge and it should be raised at least 0.5 meters (20 inches) above the ground to give the judge a good view of the arena.
5. For diagrams of Standard and Small Arenas. See Appendix 5.

EV136 Dressage Scoring

1. MARKING.

- a. Judges will award good marks from 0-10 for each movement and for each collective mark, with 0 being the lowest mark and 10 being the highest. All half marks from 0.5 - 9.5 may be used both for movements and collective marks, at the discretion of the judge, and scores given must be recorded with a decimal (e.g. as 6.0 instead of 6).
- b. Errors of Course or Test will be penalized as follows:
 1. 1st Time by 2 points
 2. 2nd Time by 4 points
 3. 3rd Time by Elimination
- c. In the case of a fall of a horse and/or competitor, the competitor will not be eliminated. He will be penalized by the effect of the fall on the execution of the movement concerned and in the collective marks.
- d. After elimination, a competitor may continue his performance to the end. The marks will be awarded in the ordinary way.

2. ADDITIONAL REASONS FOR ELIMINATION.

- a. Elimination is left to the discretion of the Ground Jury in the following cases:
 1. Failing to enter the arena within 45 seconds of the starting signal, EV134.3.

2. Entering the arena before the starting signal has been given, EV134.3.
 3. Receiving unauthorized assistance, EV134.15.
 4. Performing the test in incorrect dress, EV114.
- b. Elimination must be applied in the following cases:
1. Performing a test with improper saddlery, EV115.3, or with an illegal whip, EV114.3, or with illegal spurs, EV114.4.
 2. Marked lameness, EV134.8.
 3. Leaving the arena between the time of the entry and the final salute, EV134.9.
 4. Resistance, EV134.10.
3. CALCULATION OF SCORES.
- a. The good marks from 0-10 awarded by each judge to a competitor for each numbered movement of the dressage test together with the collective marks are added together, deducting any error of course or test.
 - b. For each judge the percentage of maximum possible good marks obtainable is then calculated by dividing the total good marks received (minus any error of course or test) by the maximum possible good marks obtainable and then multiplying by 100 and rounding the result to two decimal digits. This value is shown as the individual mark for that judge.
 - c. If there is more than one judge, the average percentage for the competitor is obtained by adding together the percentage for each judge and dividing by the number of judges, always rounding the result to two decimal digits.
 - d. In order to convert percentage into penalty points, the percentage if there is only one judge or the average percentage if there is more than one judge must be subtracted from 100. The result, rounded to one decimal digit, is the score in penalty points for the test.

EV137 Cross-Country Test

1. This test is to prove the speed, endurance and jumping ability of the true cross-country horse when it is well trained and conditioned. At the same time it demonstrates the competitor's knowledge of pace and the use of his horse across country.
2. It consists of a cross-country course with obstacles, normally carried out at the gallop.

EV138 Cross-Country Rules

1. STARTING:
 - a. Competitors at the start must be under the control of a starter. The horse does not have to stand absolutely immobile, but the competitor must not get any advantage from a flying start. Each competitor should be given reasonable warning before the time he is due to start, but it is the competitor's responsibility to ensure that he starts at the correct time.
 - b. In order to simplify the task of the starter, an enclosure approximately 5 X 5 meters (16 X 16 feet) will be built at the start with an open front through which horses will start and a gap in one or both sides through which horses may enter. Each competitor must start from within the enclosure and is at liberty to move around and through the enclosure as he pleases. An attendant may lead the horse into the enclosure, and may hold the horse until the signal to start is given. From that instant, the competitor is considered to be on course and no further assistance may be given (see EV138.8).
 - c. If a competitor starts early, his time will be recorded from the moment he crossed the start line.
 - d. Under exceptional circumstances, the Ground Jury may permit a competitor to start at other than his posted start time. When this happens, the new, agreed upon start time will become the competitor's official revised start

EV - EVENTING DIVISION
time.

- e. If a competitor is not ready to start at his correct time (original or revised schedule), he may be allowed, at the discretion of the starter, to start when he is ready, subject to the following conditions:
 - 1. A late competitor will not be permitted to start if there is any risk of interfering with the subsequent competitor.
 - 2. His starting time will be recorded as if he had started at the correct time.

2. TIME.

- a. Optimum Time—The distance divided by the designated speed gives the optimum time. Completing the course in less than the optimum time results in zero time penalties. A competitor exceeding the optimum time will be penalized in accordance with EV141.2.a. Time is counted in whole seconds, parts of a second counting as the next whole second (e.g. 30.25 seconds is recorded as 31 seconds.)
- b. Speed Fault Time—For the Beginner Novice, Novice and Training Levels, the distance divided by the speed fault speed gives the speed fault time. Completing the course in less than the optimum time is not penalized up to the speed fault time. Completing the course in less than the speed fault time will be penalized in accordance with EV141.2.b. Time is counted in whole seconds, parts of a second counting as the next whole second (e.g. 30.25 seconds is recorded as 31 seconds.)
- c. Time Limit—The time limit is twice the optimum time. A competitor exceeding the time limit will be eliminated.
- d. Timing - Time is counted from the instant the starter gives the signal until the instant when the mounted horse reaches the finishing line. Time is counted in whole seconds, parts of a second counting as the next whole second (e.g. 30.25 seconds is recorded as 31 seconds). When an electronic timer is used for the start, the starter must cut the beam with his hand.

- 3. ERRORS OF COURSE.** All compulsory passages and all obstacles, including all elements and/or options, must be passed or jumped in order, under penalty of elimination. All red and white flags must be respected wherever they occur on the course, under penalty of elimination, except as provided for in EV142.5. Retaking an obstacle already jumped is forbidden, under penalty of elimination, except as provided for in EV142.5.

- 4. PACE AND DISMOUNTING.** Between the start and finish, competitors are free to choose their own pace. They must be mounted to pass all red and white boundary flags. Dismounting as a result of attempting an obstacle, whether voluntary or not, is penalized in accordance with EV141.1.b. Elsewhere on the course, competitors may dismount without incurring a fault, other than possible penalties for exceeding the optimum time.

5. OVERTAKING.

- a. Any competitor who is about to be overtaken by a following competitor must quickly clear the way. Any competitor overtaking another competitor must do so only at a safe and suitable place.
- b. When the leading competitor is before an obstacle and about to be overtaken, he must follow the directions of the officials. When the leading competitor is committed to jumping an obstacle, the following competitor may jump that obstacle only in such a way that will cause no inconvenience or danger for either.
- c. The penalty for willful obstruction of an overtaking competitor, failure to follow the instructions of the officials, or causing danger to another competitor is elimination at the discretion of the Ground Jury.

- 6. COMPETITORS IN DIFFICULTY.** If, in attempting to negotiate an obstacle, a horse should be trapped in such a way it is unable to proceed without assistance, the horse shall be retired from competition and the score posted as a mandatory retirement.

7. STOPPING COMPETITORS.

- a. If any part of an obstacle is obstructed by a competitor in difficulty, if any obstacle has been dismantled to release a fallen horse, if an obstacle has been broken and has not yet been rebuilt, or in any similar circumstances, subsequent competitors must be halted.
- b. In such a case, an official should be posted in the path of the oncoming competitor. He shall wave a red flag, which indicates that the competitor must stop. Failure to stop is penalized by elimination at the discretion of the Ground Jury.
- c. Competitors may be stopped at obstacles or at stopping points on the course.
- d. The official will stop competitors only upon the instructions of the control center, or during a rapidly developing emergency at his own obstacle.
- e. The time during which the competitor was stopped, from the moment he passed the stopping point until he re-passed the same point after being given the order to restart, will be recorded. It will be deducted from the total time taken by the competitor to complete the course. It is clearly intended that the time shall be taken as the competitor gallops past the stopping point, not after he halts nor after a start from the halt.

8. UNAUTHORIZED ASSISTANCE.

- a. Any intervention by a third party, whether solicited or not, with the object of facilitating the task of the competitor or of helping his horse, is considered unauthorized assistance and the competitor is liable to be eliminated.
- b. In particular, the following are forbidden:
 1. Intentionally to join another competitor and to continue the course in company with him;
 2. To be followed, preceded or accompanied, on any part of the course by any vehicle, bicycle, pedestrian, or horseman not in the competition;
 3. To post friends at certain points to call directions or make signals in passing;
 4. To have someone at an obstacle to encourage the horse by any means whatsoever;
 5. To tamper with the obstacles or any part of the course, including, for instance, flags, indicators, markers, notices, ropes, trees, branches, wire or fences, whether temporary or permanent.
- c. Officials or spectators who draw the attention of a competitor to a deviation from the course are giving unauthorized assistance which may result in the elimination of the competitor.
- d. Each case of unauthorized assistance will be decided by the Ground Jury.

9. AUTHORIZED ASSISTANCE.

- a. Whip, headgear or spectacles may be handed to a competitor at any time.
- b. A competitor may receive clarification of jumping penalties from an obstacle judge, e.g. after jumping a flag at a corner, the judge may clarify whether it was a run-out or not.

10. AFTER ELIMINATION. A competitor eliminated or retired for any reason must leave the course at once and has no right to continue. If he does not stop at once and it can be established beyond a reasonable doubt that he should be eliminated or retired, he should be stopped as soon as possible and reported to the ground jury. A competitor must walk his horse off the course either mounted or dismounted. Violators shall be warned or fined up to \$100. (payable to the Organizing Committee), at the discretion of the Ground Jury.

EV139 Cross-Country Courses

1. MARKING OF THE COURSE.

- a. Red or White Boundary Flags—These shall be used to mark the starting and finishing lines, to mark compulsory passages, and to define obstacles. They are placed in such a way that a competitor must leave a red flag on his right and a white flag on his left. In cases where courses for two or more levels of competition are marked at the same time, only those flags which form part of the course for the relevant competition are to be considered to be

EV - EVENTING DIVISION

in effect at any one time.

- b. Yellow Directional Markers - These shall be used to show the general direction to be taken and to help competitors find their way. Where necessary, they shall be superimposed with the first letter or color of the level. Passing close to them is not obligatory.
 - c. Numbers and Letters - Each obstacle shall be numbered. Obstacles with elements or options (see EV140.2) shall in addition be lettered (A, B, C, etc.). Each compulsory passage shall be marked with the first letter of the level and numbered consecutively. Numbers and letters shall be painted as follows: Advanced—white on a blue background, Intermediate—white on a red background, Preliminary—white on a green background, Training—white on a black background, Novice—black on a white background, Beginner Novice—black on a yellow background or as designated by the organizer and printed on the course map.
 - d. Start and Finish Signs—In addition to the red and white boundary flags, the starting and finishing lines shall also be marked by distinct signs.
 - e. Stopping Points—These shall be marked by a peg painted in a vivid color, surveyor's flags, or by a sign.
2. DISTANCES AND SPEEDS. The distances and the speeds demanded are determined by the intended difficulty of the whole Test. Within the limits shown in Appendix 2, Course Designers may choose the distances and speeds most suitable to the terrain and to the quality and standard of preparation of the competitors. The number of jumping efforts shall not exceed an average of 1 per every 100m commenced.
3. FINISHING LINES. The last obstacle on course shall be not less than 25 meters nor more than 75 meters from the finishing line.
4. PLAN OF THE COURSE.
- a. Each competitor will be given in advance a plan showing the track of the course. The plan must be available by at least 3:00 p.m. of the day before the entire competition, but may be available sooner at the Organizing Committee's discretion.
 - b. The plan must include the following: the position of the start and finish lines, the numbered compulsory passages, the numbered obstacles, the distance, the optimum time, the time limit.
5. SPECTATORS. Steps must be taken to ensure that no spectator or official shall be in such a position as to obstruct a competitor.

EV140 Cross-Country Obstacles

1. DEFINITION.

- a. An obstacle is considered as such if and only if its extremities are marked with a red and white flag or flags and it is numbered.
- b. All significant jumping efforts that the average horse may be expected to attempt to negotiate must be defined as an obstacle or element and flagged, numbered and/or lettered accordingly.

2. OBSTACLES WITH ELEMENTS OR OPTIONS

a. Obstacles Composed of Several Elements. (See also Appendix 6)

1. If two or more jumping efforts, sited closely together, are designed as one integral test, they will be designated as "elements" of a single numbered obstacle. Each element will be marked with a different letter (A, B, C, etc.) and must be negotiated in the correct order.
2. Where two or more jumping efforts are sited so closely together that after a refusal, run out or fall, it would be unreasonably difficult to attempt to negotiate the second or subsequent effort without retaking one or more earlier efforts, these jumping efforts must be designated as one numbered obstacle and lettered accordingly.

b. Obstacle with Options or Alternatives.

- c. Where an obstacle may be jumped in one effort but has options involving two or more efforts, each of these

options must be lettered as an element.

- d. Alternative obstacles or elements may be flagged separately and must be identified by the same number/letter as on the direct route. In this case, both sets of flags must be marked with a black line. Such “black flag” alternatives are to be judged as separate obstacles or elements, only one of which has to be jumped. A competitor is permitted to change without penalty from one black flagged line to another (e.g. jumping 6a left hand route then 6b right hand route) provided he has not presented his horse at the next element of the original line. (See diagrams App. 7).

3. NATURE OF OBSTACLES.

- a. The obstacles must be fixed and imposing in shape and appearance. When natural obstacles are used, they should, if necessary, be reinforced so that they remain in the same state throughout the test. All reasonable precautions must be taken to prevent the possibility of a competitor being able to pass mounted under an obstacle. Portable fences must be secured to the ground in a way that the fence cannot move.
- b. The cross-country obstacles at which a horse, in falling, is likely to be trapped or to injure itself, must be built in such a way that part of the obstacle can be quickly dismantled and can be quickly rebuilt exactly as before. Such a construction must not in any way detract from the solidity of the obstacle.
- c. Bullfinches must be constructed in such a way that the average horse will be encouraged to jump through it.
- d. The use of motorized vehicles as the jumpable portion of an obstacle is forbidden.

4. Safety Flags

- i. The types of fence required to use safety flags include:
 - a. Corners;
 - b. Fences of less than 3m (9'8") jumpable width;
 - c. Related fences which because of their design offer a jumpable line of less than 3m (9'8") width;
 - d. Fences designed to be jumped on an angle where knocking a flag is a possibility;
- ii. The flags and poles on these fences must meet the following criteria;
 - a. The flag poles must be made of a material that cannot shatter, break or splinter, such as suitable plastic or carbon fiber or any other appropriate materials;
 - b. There must be no points anywhere on the flag poles and any sharp corners and/or edges on the flags must be rounded;
 - c. Flags must be secured in such a way that they ‘break away’ and/or move away from the fence if/when struck by either horse or rider in such a way that the chance of horse and/or rider being injured is significantly reduced.
 - d. All flags and flagpoles to be used in these situations will need to be approved by the Technical Delegate.

5. WATER CROSSINGS.

- a. In all water crossings, the bottom should be firm and consistent. The maximum depth of the water shall not exceed 35 cm (14").
- b. Water at the Beginner Novice Level shall be a straightforward water crossing without obstacles. It shall be flagged at the entrance. The minimum width of water shall be 5.0 meters (16'5"). If it is necessary to revett the banks, the revetting shall not exceed 50 cm. (1'8").
- c. In all water crossings involving obstacles, the minimum distance between obstacles shall be 9 meters (29'3"). In all water-to-water obstacles, there shall be a minimum of 6 meters (19'6") of water before the obstacle.

6. NUMBER OF JUMPING EFFORTS:

- a. Within the limits shown in Appendix 2, the total number of jumping efforts shall be related to the length of the course.
- b. To arrive at the number of jumping efforts, the efforts on the route expected to be taken by the average horse

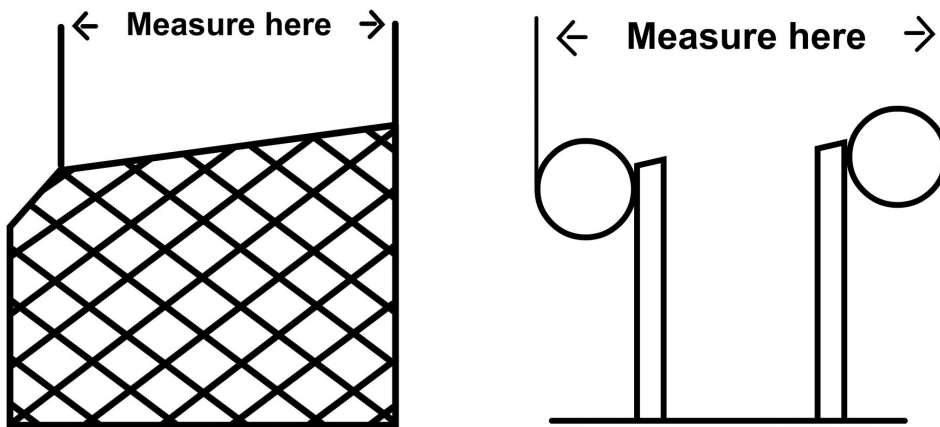
EV - EVENTING DIVISION
shall be totaled.

7. DIMENSIONS.

- a. Within the limits shown in Appendix 2, the dimensions of obstacles should be related to the quality and standard of preparation of the competitors.
- b. The fixed and solid part of an obstacle may not exceed the specified height at any of the points at which a competitor might reasonably attempt to negotiate the obstacle.
- c. At obstacles with spread only (dry or water filled ditch), a guard rail or hedge in front that facilitates jumping is permitted. It may not exceed 50 cm (20 inches) in height. It must be included in the measurement of the spread.
- d. Any roof, or other fixed and solid barrier over an obstacle, must not be less than 3.36 meters (11 feet) above the ground.

8. MEASUREMENTS.

- a. The height of an obstacle is measured from the point where the average horse would take off. The spread of an open obstacle (e.g. Oxer or Ditch) is measured from the outside of the rails or other material making up the obstacle. The spread of a closed obstacle with a solid top (e.g. Tables) is measured from the highest point to the highest point.



- b. When the height of an obstacle cannot be clearly defined (natural hedge or brush fence), the height is measured to the fixed and solid part of the obstacle through which a horse cannot pass with impunity.
 - c. The drop on the landing side of an obstacle is measured from the highest part of the obstacle to the spot where the average horse would land.
9. Obstacles for which approved frangible technology is appropriate shall be constructed using this technology, or shall be retrofitted using this technology. Information on the appropriate applications of Frangible Technology in cross-country fence construction is available in the USEA Cross-Country Obstacle Design Guidelines. Frangible Technology may be installed only by or under the supervision of Course Designers/course builders who have attended a USEA Seminar on Frangible fence construction.

EV141 Cross-Country Scoring

1. FAULTS AT OBSTACLES:

- a. Disobediences -
 1. First refusal, run-out or circle 20 penalties
 2. Second refusal, run-out or circle at the same obstacle 40 penalties
 3. Third refusal, run-out or circle at the same obstacle Elimination
 4. Third penalized disobedience on the entire course at Preliminary, Intermediate or Advanced Elimination
 5. Fourth penalized disobedience on the entire course at Beginner Novice, Novice or Training Elimination.

b. Falls -

1. First fall of competitor in which the competitor lands on his/her feet and remains standing (Beginner Novice and Novice) 65 Penalties
2. Second fall of competitor (Beginner Novice and Novice) Elimination (RF)
3. First fall of competitor (Training, Preliminary, Intermediate and Advanced) Elimination (RF)
4. First fall of horse Mandatory Retirement
5. *to facilitate accurate administration of EV105.3 (Loss of Establishment) Competitor Falls will be denoted as "RF" on official score sheets and results.

c. Willful Delay - (Beginner Novice, Novice and Training Levels)

1. Between the last fence and the finish line 20 penalties

2. TIME AND SPEED FAULTS:

a. Time Faults-

1. Exceeding optimum time 0.4 penalty point per sec.
2. Exceeding time limit Elimination

b. Speed Faults - (Beginner Novice, Novice and Training Levels)

1. (1) For each second under Speed Fault Time 0.4 penalty points

3. ADDITIONAL REASONS FOR ELIMINATION :

a. Elimination is left to the discretion of the Ground Jury in the following cases:

1. Jumping or attempting to jump any obstacle without headgear, or with an unfastened retention harness, EV114.1.
2. Willful obstruction of an overtaking competitor, or failure to follow the instructions of the officials while being overtaken, EV138.5c
3. Causing danger to another competitor while overtaking that competitor, EV138.5c.
4. Failure to stop when signaled, EV138.7b.
5. Unauthorized assistance, EV138.8a.

b. Elimination must be applied in the following cases:

1. Competing with improper saddlery, EV115.3.
2. Error of course not rectified, EV138.3.
3. Omission of obstacle or compulsory passage, EV138.3.
4. Jumping an obstacle or passing through a compulsory passage in the wrong order, EV138.3.
5. Jumping an obstacle in the wrong direction, except when EV142.5 applies.
6. Retaking an obstacle already jumped, except when EV142.5 applies.

EV142 Cross-Country—Definitions of Faults (Drawings, Appendix 7)

1. GENERAL. Faults (refusals, run-outs, circles and falls) will be penalized unless in the opinion of the responsible judge, they are clearly not connected with the negotiation or attempted negotiation of a numbered obstacle or element for the relevant competition in progress. The negotiation or attempted negotiation of an obstacle commences with the presentation of the horse to the obstacle.
2. DISOBEDIENCES (REFUSALS and RUN-OUTS)
 - a. Refusals.
 1. At obstacles or elements with height (exceeding 30 cm), a horse is considered to have refused if it stops in front of the obstacle to be jumped.
 2. At all other obstacles (i.e., 30 cm or less in height) a stop followed immediately by a standing jump is not penalized, but if the halt is sustained or in any way prolonged, this constitutes a refusal. The horse may step

EV - EVENTING DIVISION

sideways but if it steps back, even with one foot, this is a refusal.

3. After a refusal, if a competitor redoubles or changes his efforts without success, or if the horse is represented at the obstacle after stepping back and stops or backs again, this is a second refusal, and so on.

b. Runouts. A horse is considered to be disobedient if it runs-out, avoids the obstacle or element to be jumped in such a way that it has to be represented. A rider is permitted to change his mind as to where he jumps an obstacle or element at any time without penalty for a run-out, including as a result of a mistake at a previous obstacle or element.

c. At an obstacle composed of several elements (A B obstacle), a horse may be disobedient and refuse or run-out only twice in all without incurring elimination.

3. CIRCLES.

a. At an obstacle composed of several elements (A, B, C, etc.) a horse will be penalized if it passes around any element or circles between elements at any time between first being presented at the obstacle and finally completing the last element. See diagrams App. 7. Also, see EV140.2.c for possible exceptions at black-flagged alternatives.

b. After being penalized for a refusal, run-out or circle, a competitor is permitted to cross his original track without penalty in order to make another attempt and may also circle one or more times without penalty, until he again presents his horse at the obstacle.

c. At separately numbered obstacles, a competitor may circle between or around them without penalty provided he has not represented his horse at the second or subsequent obstacles.

4. FALLS.

a. A competitor is considered to have fallen when he is separated from his horse in such a way as to necessitate remounting or vaulting into the saddle.

b. A horse is considered to have fallen when at the same time both its shoulder and quarters have touched either the ground or the obstacle and the ground.

c. A fall will always be penalized when it occurs between the elements of an obstacle composed of several elements (A B C).

5. ADDITIONAL ATTEMPTS AT OBSTACLES COMPOSED OF SEVERAL ELEMENTS

If after a disobedience at an obstacle composed of several elements a competitor wishes to retake any element already jumped in order to complete negotiation of the obstacle, he may do so. However, he is liable to be penalized for any additional fault even if it is at an element previously jumped successfully. If after a disobedience a competitor wishes to pass through flags in the wrong direction in order to retake an element, he may do so without penalty.

6. WILLFUL DELAY. A competitor is considered to have willfully delayed his finish if, between the last fence and the finish line, the horse halts, walks, circles, or serpentine. The competitor will be penalized at the discretion of the Ground Jury.

7. INSTRUCTIONS TO OFFICIALS. Where there is any doubt as to the correct interpretation of the rules of judging any obstacle, the Technical Delegate, on the advice of the Ground Jury, shall approve the instruction to the judges and provide a rough sketch if necessary. And all competitors shall be informed of any such instructions at the briefing, or as soon as possible if later.

EV143 Jumping Test

1. The "F.E.I. Rules for Jumping Events" apply for Eventing Jumping except where otherwise provided in these rules.

2. This test is similar to an ordinary show jumping competition, but without any attempt to find a 'winner' of this test on its own. Its main objective is to prove that, the horse and rider are well trained in the specialist discipline of show jumping.

3. The nature of the course, its length, the speed demanded and the dimensions of the obstacles depend on the degree of difficulty of the whole competition.

EV144 Arena

1. The arena must be enclosed. While a horse is in the arena during a competition, all entrances and exits must be physically closed.
2. Where the arena size is less than 5000 square meters (approximately 90m x 55m [300ft x 180ft]) the maximum speed to be used for any division shall be 350 meters/min. In arenas of less than 2300 square meters (approximately 75m x 30m [250ft x 100ft]) the maximum speed to be used shall be 325 meters/minimum.

EV145 The Bell

1. The bell (or other sound) is used to communicate with the competitors. One of the members of the Ground Jury or the additional judge is in charge of the bell and responsible for its use. The bell is used:
 - a. To give permission to the competitors to enter the arena when the course is ready for their inspection and to signal that the inspection time is over;
 - b. To give the signal to start and to activate a 45 seconds countdown. The 45 seconds countdown sets the time that the competitor can spare before commencing his round. The Ground Jury has the right to interrupt the 45-second countdown if unforeseen circumstances occur. Disobediences, falls, etc., occurring between the signal to start and the moment the competitor crosses the starting line in the correct direction, are not penalized. After the bell has rung, crossing the starting line in the correct direction for a second time before jumping the first obstacle is counted as disobedience.
 - c. To stop a competitor for any reason or following an unforeseen incident and to signal to him to continue his round after an interruption (EV152.9a);
 - d. to indicate to him that an obstacle knocked down, following a disobedience, has been replaced (EV152.9a);
 - e. To indicate by prolonged and repeated ringing that the competitor has been eliminated.
2. If the competitor does not obey the signal to stop, he may be eliminated at the discretion of the Ground Jury (EV154.3d) except where specifically provided for under EV152.9b
3. If, after an interruption, the competitor restarts and jumps or attempts to jump without waiting for the bell to ring, he will be eliminated (EV154.2m).

EV146 Courses And Measuring

- 1 Within the limits shown in Appendix 2, the Course Designer is free to plan a track suitable to the level of the competition. It is permissible, with the approval of the Technical Delegate and Ground Jury, to add up to 10% of the maximum permitted distance.
2. The Technical Delegate and/or the Ground Jury must walk the course to inspect the obstacles before the start of the competition. The course is the track, which the mounted competitor must follow when competing from passing the start in the correct direction up to the finish. The length must be measured accurately to the nearest meter taking into account, particularly on the turns, the normal line to be followed by the horse. This normal line must pass through the middle of the obstacle.
3. The starting and finishing lines may not be more than 15 m nor less than 6 m from the first and last obstacle. These two lines must each be marked with an entirely red flag on the right and an entirely white flag on the left.
4. The round starts when the competitor crosses for the first time in the correct direction the starting line after the bell has been rung. The time awarded to the competitor starts running either upon crossing the starting line or upon expiration of the 45th second of the countdown mentioned in EV145.1b, whichever occurs first.

EV147 Course Plan

EV - EVENTING DIVISION

1. A plan showing accurately all the details of the course must be posted as close as possible to the entrance of the arena, at least half an hour before the beginning of each competition. An identical copy must be given to the Ground Jury.
2. The obstacles are numbered consecutively in the order in which they must be jumped.
3. Combination obstacles carry only a single number. This number may be repeated at each element for the benefit of the Ground Jury and competitors. In this case, distinguishing letters will be added (for example: 8A, 8B, 8C etc).
4. The plan must indicate the following:
 - a. The position of the starting and finishing lines.
 - b. The relative position, type (spread or vertical obstacle, triple bar) numbering and lettering of obstacles.
 - c. The track to be followed by competitors marked by a series of arrows showing the direction in which each obstacle must be jumped.
 - d. The time allowed and time limit.
 - e. All decisions and/or modifications made by the Ground Jury in regard to the course.

EV148 Flags

1. Completely red flags and completely white flags must be used to mark the following details of the course:
 - a. The starting line.
 - b. The limits of the obstacles; the flags may be attached to any part of the wings of the obstacles. They may also stand independently. One red flag and one white flag must be placed at vertical obstacles and at least two red and two white flags to define the limits of spread obstacles. They must also be used to mark the limits of the obstacles provided in the schooling (warm-up) areas.
 - c. The finishing line.
2. At the obstacles, the starting and finishing lines, the competitor must pass between the flags (red on his right and white on his left).
3. Knocking down a flag anywhere in the arena does not incur a penalty. If a flag marking the limits of an obstacle or the finishing line has been knocked down following a disobedience / resistance, (without passing these lines) or as a result of unforeseen circumstances, the flag will not be replaced immediately; the competitor must continue his round and the obstacle will be judged as if the flag was in its original place. The flag must be replaced before the next competitor will be given the signal to start.

EV149 Obstacles

1. The obstacles must be inviting in their overall shape and appearance, varied and match their surroundings. Both the obstacles themselves and their constituent parts must be such that they can be knocked down, while not being so light that they fall at the slightest touch or so heavy that they may cause horses to fall or be injured.
2. The obstacles must not be unsporting and they must not cause an unpleasant surprise.
3. The obstacles should have a balance of vertical and spread obstacles. Closed combinations are not permitted. A water jump is not permitted, but a liverpool no wider than 1.8m (6ft.) with rails over the water is allowed.
4. Poles, which must be constructed of timber or have a solid wood core, and other parts of the obstacles are held up by supports (cups). The pole must be able to roll on its support; in this case the support for the top poles should have an ideal depth of 25 mm (1"), in any case the minimum depth is to be 20 mm ($\frac{3}{4}$ ") or a maximum depth of 30mm (1 $\frac{1}{4}$ "). For planks, balustrades, barriers, gates, etc. the supports must be more open or even flat, with a maximum depth of 13 mm ($\frac{1}{2}$ ").
5. The minimum length of the jumping element of an obstacle is 2.45m (8ft).
6. Within the limits shown in Appendix 2, at least one third of the obstacles shall be of maximum height, except for Beginner Novice and Novice Levels where there is no minimum requirements. The overall spread of an oxer may be no more than 20cm (8") wider than the maximum height for that Division. The overall spread of a triple bar may

be no more than 40cm (16") wider than the maximum height for that Division.

7. However, if it should happen that a maximum dimension has been marginally exceeded as a result of the material used for construction and/or by the position of the obstacle on the ground, the maximum dimensions laid down will not be considered as having been exceeded, but the permitted tolerance is 50 mm (2") maximum in height and 100 mm (4") in width. On obstacles with sloping rails, e.g. Swedish oxers, fans, etc. two thirds of the length of the top poles must be within the maximum height for the Division.

8. Vertical Obstacle

An obstacle whatever its construction can only be called vertical when all the parts of which it is composed are positioned in the same vertical plane on the take-off side. If a wall projects forward of this vertical plane, the Jury has to decide before the start of the competition if this is faultable. A take off box may be deemed by the Jury as decoration and not faultable. The same applies to the front element of a spread obstacle.

9. Spread obstacle

- a. A spread obstacle (oxer or triple bar) is an obstacle, which is built in such a manner that it requires an effort both in spread and in height. Only one pole may be used on the back of any spread obstacle. F.E.I. approved safety cups must be used as support for the back pole of all spread obstacles and in case of a triple-bar to support all centre and back poles of the obstacle.

10. Combinations

- a. Double or treble combinations mean a group of two or more obstacles, with distances between the elements of 7 m (23ft) minimum and 12 m (39ft 5") maximum which require two or more successive efforts. The distance is measured from the base of the obstacle on the landing side to the base of the next obstacle on the take-off side.
- b. In combinations, each element of the group must be jumped separately and consecutively, without circling around any element. Faults committed at any element of a combination are penalized separately.
- c. When there is a refusal, run-out, the competitor must retake all the elements.
- d. Penalties for faults made at each element and during different attempts, are counted separately and added together.
- e. In a combination obstacle a triple bar may only be used as the first element.

11. Alternative Obstacles

- a. Alternative obstacles are permitted. These jumps are to be marked on the course plan with the same number and the word 'Alternative'. The competitor has the choice of jumping either one of the obstacles.
- b. If there is a refusal or run-out without a knock-down or displacing of the obstacle, at the next attempt the competitor is not obliged to jump the obstacle at which the refusal or run-out occurred. He may jump the obstacle of his choice.
- c. If there is a refusal or run-out with a knock-down or displacing of the obstacle, he may only restart his round when the obstacle knocked down or displaced has been replaced and when the Ground Jury gives him the signal to start. He may then jump the obstacle of his choice.
- d. Red and white flags must be placed at each of the elements of these alternative obstacles.

EV150 Penalties

1. During a round, penalties are incurred for:
 - a. Knocking down an obstacle (EV150.2)
 - b. A disobedience (EV150.4);
 - c. A deviation from the course (EV150.5);
 - d. A fall of a horse and/or competitor (EV150.9);
 - e. Unauthorized assistance (EV151);
 - f. Exceeding the time allowed or the time limit (EV152.2 and .3).

2. KNOCK DOWN

- a. An obstacle is considered to have been knocked down when, through a mistake of the horse or competitor:
 1. The whole or any upper part of the same vertical plane of it falls, even if the part which falls is arrested in its fall by any other part of the obstacle (EV150.3).
 2. At least one of its ends no longer rests on any part of its support.
- b. Touches and displacements of any part of an obstacle or its flags, in whatever direction, while in the act of jumping, do not count as a knock down. If in doubt the Ground Jury should decide in favor of the competitor. The knock down or displacement of an obstacle as a result of a disobedience is penalized as a refusal only. In the event of the displacement of any part of an obstacle, (except the flags), as a result of a disobedience, the bell will be rung and the clock stopped while the displacement is re-adjusted. This does not count as a knock down and is only penalized as a disobedience and corrected by time in accordance with article EV152.8.
- c. If any part of an obstacle, which has been knocked down is likely to impede a competitor in jumping another obstacle, the bell must be rung and the clock stopped while this part is picked up and the way is cleared.
- d. If a competitor jumps an obstacle correctly which has been improperly rebuilt, he incurs no penalty; but if he knocks down this obstacle he will be penalized.

3. VERTICAL AND SPREAD OBSTACLES

- a. When a vertical obstacle or part of an obstacle comprises two or several parts placed one above the other and positioned in the same vertical plane, only the fall of the top part is penalized. (EV149.8)
- b. When a spread obstacle which requires only one effort comprises parts which are not positioned in the same vertical plane, the fall of one or several top parts only counts as one fault whatever the number and position of the parts which have fallen. Trees, hedges etc. used as filling are not liable for penalties.

4. DISOBEDIENCES

- a. The following are considered as disobediences and are penalized as such (EV153):
 1. a refusal;
 2. a run-out;
 3. a resistance;
 4. a more or less regular circle or group of circles no matter where they occur on the course or for whatever reason. It is also a disobedience to circle around the last obstacle jumped unless the track of the course so requires.
- b. Notwithstanding the above, it is not considered to be a disobedience to circle for up to 45 seconds after a run-out or a refusal (no matter if the obstacle has to be rebuilt or not) to get into position to jump an obstacle;

5. DEVIATION FROM THE COURSE

- a. It is a deviation from the course when the competitor:
 1. does not follow the course as set out on the published plan;
 2. does not cross the starting line or the finishing line between the flags in the correct direction (EV154.2p and EV154.2f);
 3. does not jump the obstacles in the order or in the direction indicated,
 4. jumps or attempts to jump an obstacle which does not form part of the course or omits an obstacle. Obstacles not included in the course should be crossed but failure to do so by the arena party will not preclude the elimination of a competitor for jumping an obstacle not forming part of the course.
- b. An uncorrected deviation from the course incurs elimination (EV154.2 f.-j. and EV154.2p)

6. REFUSAL

- a. It is a refusal when a horse halts in front of an obstacle, which it must jump whether or not the horse knocks it down or displaces it.
- b. Stopping in front of an obstacle without moving backwards and without knocking it down followed immediately by

a standing jump is not penalized.

- c. If the halt is prolonged, if the horse steps back, either voluntarily or not, even a single pace, it counts as a refusal.
- d. If a horse slides through an obstacle, the Judge in charge of the bell must decide immediately if it is to count as a refusal or as an obstacle knocked down. If he decides that it is a refusal the bell is rung at once and the competitor must be ready to attempt the obstacle again as soon as it has been rebuilt (EV152.8 and EV152.9)
 - 1. If the Judge decides that it is not a refusal, the bell is not rung and the competitor must continue his round. He is then penalized as for an obstacle knocked down.
 - 2. If the bell has been rung and the competitor jumps other elements of the combination in his stride, it does not entail elimination or any further penalty should he knock down this element of the combination.

7. RUN-OUT

- a. It is a run-out when the horse escapes the control of its competitor and avoids an obstacle, which it has to jump.
- b. When a horse jumps an obstacle between two red flags or between two white flags the obstacle has not been jumped correctly, the competitor is penalized as for a run-out and he must jump the obstacle again correctly.
- c. It is considered to be a run out and is penalized as such for a horse or any part of a horse to go past the extended line of an obstacle to be jumped, or of an element of a combination, or of the finishing line

8. RESISTANCE

- a. It is a resistance when the horse refuses to go forward, makes a halt for any reason, makes one or several more or less regular or complete half turns, rears or steps back for whatever reason.
- b. It is equally a resistance when the competitor stops his horse at any moment and for any reason, except in the event of an incorrectly rebuilt obstacle or to indicate unforeseen circumstances to the Ground Jury (EV152.9c(2)). A resistance is penalized as for a refusal except in the circumstances set out in rule EV154.3c.

9. FALLS

- a. A competitor is considered to have fallen when, either voluntarily or involuntarily, he is separated from his horse, which has not fallen, in such a way that he touches the ground or finds it necessary, in order to get back into the saddle, to use some form of support or outside assistance. If it is not clear that the competitor has used some form of support or outside assistance to prevent his fall, the benefit of doubt must be given to the competitor.
- b. A horse is considered to have fallen when the shoulder and quarters have touched the ground or the obstacle and the ground.

EV151 Unauthorized Assistance

- 1. Any intervention by a third party between the crossing of the starting line in the correct direction and the crossing of the finishing line after jumping the last obstacle, whether solicited or not, with the object of helping the competitor or his horse is considered to be unauthorized assistance.
- 2. Any form of unauthorized assistance received by a mounted competitor between the starting line and the finishing line will penalized by elimination at the discretion of the Ground Jury.
 - a. In certain exceptional cases, the Ground Jury may authorized the competitor to enter the arena on foot or with the help of a groom without this being considered as unauthorized assistance.
 - b. Any help given to a mounted competitor to adjust his saddlery or bridle or to hand him a whip while mounted during the round will incur elimination. To hand a mounted competitor his headgear and/or spectacles during his round is not considered to be unauthorized assistance (EV154.2s)
 - c. The act of officials or other persons of warning a competitor of a deviation from the course constitutes unauthorized assistance. In this event the competitor may be eliminated at the discretion of the Ground Jury and the

official or other persons may be subject to a penalty at the discretion of the Ground Jury.

EV152 Time

1. The time of a round, recorded in seconds and in tenths of a second, with parts of a second counting as the next whole second (e.g. 60.2 seconds is recorded as 61 seconds), is the time taken by a competitor to complete the round, plus the time correction (EV152.8) if any.
 - a. It starts at the precise moment when the mounted competitor passes the starting line in the correct direction providing the starting signal has been given, or at the moment 45 second count-down expires. It extends to the moment when the mounted competitor crosses the finishing line in the correct direction, after having jumped the last obstacle.
 - b. Supported by one manual timer, electronic timing is strongly recommended for all National Divisions.
 - c. If electronic timers are not used, two manual timers, one of which is to be in line with both the start and finish lines, and has direct contact with the Jury, are required for all divisions.
2. TIME ALLOWED
 - a. The time allowed for a round in each competition is determined in relation to the length of the course and the speeds laid down under Annex 2.
3. TIME LIMIT
 - a. The time limit is equal to twice the time allowed for all competitions in which a time allowed has been laid down.
4. TIME ADJUSTMENT
 - a. The time allowed may be adjusted at the sole discretion of the judge(s), if they feel that a gross error in the measurement of the course has been made. This change may occur only after consultation with the course designer and technical delegate. Adjustment of the time allowed may never occur later than after the completion of a third round without disobedience. The time allowed may never be lowered resulting in the awarding of time faults to any competitors having ridden prior to the change without disobedience.
5. REFERENCE TIMES.
 - a. The Time Allowed should be announced prior to the start of the class. After the first three competitors, to complete the class, without disobedience, have completed their rounds, the Time Allowed and their times should be announced jointly. In cases where there is no electronic read out board, or it is not visible to riders in the in-gate area, the reference times for all the competitors in the class should be announced, along with their score.
6. INTERRUPTED TIME
 - a. While the clock is stopped, the competitor remains free to move around until the ringing of the bell gives him permission to start again. The clock is restarted when the competitor reaches the place where the clock was stopped. Exception, in the case of a disobedience with a knock-down EV152.9 applies.
 - b. The responsibility for starting and stopping the clock rests solely with the judge in charge of the bell. The time-keeper may not be made responsible for this function.
7. DISOBEDIENCES DURING INTERRUPTED TIME
 - a. The time of a round is interrupted only under the provisions of articles EV152.9 and EV152.10. The clock is not stopped in the event of a deviation from the course, a run-out or a refusal.
 - b. Disobediences are not penalized during interrupted time, except for the 2nd refusal following a refusal with a knockdown.
 - c. The provisions concerning elimination remain in force during interrupted time.
8. TIME CORRECTIONS
 - a. (Preliminary, Intermediate & Advanced) If, as the result of a disobedience, a competitor displaces or knocks down any obstacle, the bell is rung and the clock is stopped until the obstacle has been rebuilt. When the obstacle has been rebuilt the bell is rung to indicate that the course is ready and that the competitor can continue the

round. The competitor is penalized for a refusal and a time correction of 6 seconds is added to the time taken by the competitor to complete his round. The clock is restarted at the moment when the horse leaves the ground at the obstacle where the refusal occurred. If a disobedience with the knock-down occurs at the second or subsequent part of a combination the clock is restarted when the horse leaves the ground at the first element of the combination.

- b. (Training Level and below) If, as the result of a disobedience, a competitor displaces or knocks down any obstacle, the bell is rung and the clock is stopped until the obstacle has been rebuilt. When the obstacle has been rebuilt the bell is rung to indicate that the course is ready and that the competitor can continue the round. The competitor is penalized for a refusal and a time correction of 6 seconds is added to the time taken by the competitor to complete his round. The clock is restarted at the moment when the horse leaves the ground at the obstacle where the refusal occurred or a second disobedience (w/o knockdown) occurs. If a disobedience with the knock-down occurs at the second or subsequent part of a combination the clock is restarted when the horse leaves the ground at the first element of the combination.

9. STOPPING DURING THE ROUND

- c. In the event of a competitor not being able to continue his round for any reason or unforeseen circumstance, the bell should be rung to stop the competitor. As soon as it is evident that the competitor is stopping, the clock will be stopped. As soon as the course is ready again, the bell will be rung, and the clock will be restarted when the competitor reaches the precise place where the clock was stopped.
- d. If the competitor does not stop when the bell is rung, he continues at his own risk, and the clock should not be stopped. The Ground Jury must decide whether the competitor is to be eliminated for ignoring the order to stop, or whether, under the circumstances, he should be allowed to continue. If the competitor is not eliminated, and is allowed to continue his round, the scores obtained at the obstacles preceding and following the order to stop will count whether they are good or bad.
- e. If the competitor stops voluntarily to signal to the Ground Jury that the obstacle to be jumped is wrongly built or if due to unforeseen circumstances beyond the control of the competitor, he is prevented from continuing his round under normal circumstances, the clock must be stopped immediately.
1. If the dimensions are correct and the obstacle in question has been properly built or if the so-called unforeseen circumstances are not accepted as such by the Ground Jury, the competitor will be penalized as for stopping during the round (EV150.8a) and the time of his round will be increased by 6 seconds;
 2. if the obstacle or part of the obstacle needs to be rebuilt or if the unforeseen circumstances are accepted as such by the Ground Jury, the competitor is not penalized. The time of the interruption must be deducted and the clock stopped until the moment when the competitor takes up his track at the point where he stopped. Any delay incurred by the competitor must be taken into consideration and an appropriate number of seconds deducted from his recorded time.

EV153 Faults

1. Faults made between the starting line and the finishing line must be taken into consideration.
2. Disobediences committed during the time when the round is interrupted (EV152.7) are not penalized.
3. Disobediences, falls etc., occurring between the signal to start and the moment the competitor crosses the starting line in the correct direction, are not penalized.
4. Faults are penalized in penalty points or by elimination as set out in this section (EV153).

Obstacle knocked down while jumping	4 penalties
First disobedience	4 penalties
Second disobedience or other under rule EV154 at Preliminary, Intermediate and Advanced	Elimination
Second disobedience or other under rule EV154 at Beginner Novice, Novice and Training	8 penalties
Third disobedience or other under rule EV154 at Beginner Novice, Novice and Training	Elimination
Fall of horse or competitor or both	Elimination
Exceeding the time limit	Elimination
Exceeding the time allowed	1 penalty for each second or commenced fraction of a second

5. Penalties for the disobediences accumulate, not just at the same obstacle, but throughout the entire round.

EV154 Eliminations

1. Unless otherwise specified in the Rules, elimination means that the competitor and the horse in question may not continue in the current competition.
2. The following paragraphs lay down the reasons for which competitors are eliminated from the jumping competition; the Ground Jury in the following cases must apply elimination:
 - a. jumping or attempting to jump an obstacle in the arena before the start of the round.
 - b. starting before the signal is given and jumping the first obstacle of the course (EV145.1b).
 - c. taking more than 45 seconds to jump the first obstacle after the time of the round has started, except all cases relating to circumstances beyond the influence of the competitor (EV145.1b).
 - d. a horse resisting for 45 consecutive seconds during the round (EV150.8b).
 - e. taking more than 45 seconds to jump the next obstacle, or to jump the last obstacle and cross the finishing line.
 - f. jumping the first obstacle while omitting to cross the starting line between the flags in the correct direction (EV150.5a(2)).
 - g. attempting to or jumping an obstacle which does not form part of the course during the round (EV150.5a(4)).
 - h. omitting to jump an obstacle of the course (EV150.5a(4)) or after a run-out or a refusal, failing to attempt to jump again the obstacle where the fault was committed.
 - i. jumping an obstacle in the wrong order (EV150.5a(3)).
 - j. jumping an obstacle in the wrong direction (EV150.5a(3)).
 - k. exceeding the time limit (EV152.3).
 - l. following a refusal jumping or attempting to jump an obstacle which has been knocked down, before it has been rebuilt.
 - m. jumping or attempting to jump an obstacle after an interruption without waiting for the bell (EV145.3).
 - n. not jumping all the elements of a combination again after a refusal or run-out. (EV149.10c).
 - o. not taking each element of a combination separately and consecutively (EV149.10b).
 - p. not crossing the finishing line between the flags mounted in the correct direction, after having jumped the last obstacle before leaving the arena (EV152.1b).
 - q. competitor and/or horse leaving the arena without permission of the Ground Jury, including prior to starting.
 - r. a loose horse leaving the arena before the end of the round, including prior to starting.
 - s. accepting while mounted any object whatever during a round except headgear and/or spectacles.
 - t. using a whip of more than 75 cm in length or weighted at the end, in the arena, No substitute for a whip may be

carried.

- u. an accident to a competitor or to a horse which prevents him from completing the competition.
 - v. second disobedience during the course of a round at Preliminary, Intermediate and Advanced level (EV153.4).
 - w. Third disobedience at Beginner Novice, Novice and Training level (EV153.4).
 - x. fall of competitor or horse during the round (EV150.9 and EV153.3).
 - y. if the Ground Jury feels that for any reason horse or competitor is unfit to continue in competition.
 - z. jumping or attempting to jump an obstacle in the arena after the completion of a round.
3. Elimination is left to the discretion of the Ground Jury in the following cases:
- a. not entering the arena when the competitor's name and/or number is called.
 - b. not entering the arena mounted or not leaving the arena mounted (EV151.2).
 - c. all unauthorized assistance, except for paragraph EV154.2s above.
 - d. not stopping when the bell is rung during the round (EV145.2 and EV152.9b).
 - e. Entering the arena with incorrect attire.

SUBCHAPTER EV-4 RULES FOR EVENTS

(SEE ALSO APPENDIX 8)

EV155 Three-Day Events—Introduction

1. DEFINITION. The Three-Day Event comprises three distinct Tests, taking place on separate days, during which a competitor rides the same horse throughout, namely:
 - a. A Dressage Test spread over one or more consecutive days, depending on the number of competitors, directly followed on the next day by
 - b. A Cross-Country Test comprising four Phases
 1. Phases A and C—Roads and Tracks
 2. Phase B—Steeplechase
 3. Phase D—Cross-Country Obstacles directly followed on the next day by
 - c. A Jumping Test
2. CATEGORIES. Categories indicate the extent of foreign participation in a Three-Day Event. The four categories of Three-Day Events are:
 - a. National Three-Day Event (CCN)
 - b. International Three-Day Event (CCI)
 - c. Official International Three-Day Event (CCIO)
 - d. International Championship Three-Day Event (CH)
3. LEVELS. The levels of Three-Day Events are indicated by stars. The four levels of Three-Day Events are:
 - a. Training Three-Day Event - An educational introduction to the Three-Day Event at the Training Level.
 - b. One Star (*)—An introduction to the Three-Day Event for competitors and horses.
 - c. Two Star (**)—For competitors with some experience in Three-Day Events on horses just beginning International competition.
 - d. Three Star (***)—For competitors and horses with some International experience.
 - e. Four Star (****)—For experienced and successful combinations of International competitors and horses.
4. All Three-Day Events in the United States will be denoted by their Category and their Level, for example: a CCN** is a National Three-Day Event at the Two Star Level. Events limited to Seniors are indicated by the letters noted above, for example: a CCN***. Events limited to Young Riders are indicated by the addition of the letter "Y", for example: CCN-Y**. Events limited to Juniors are indicated by the addition of the letter "J", for example: CCN-J*.

EV156 Three-Day Events - Rules

1. **INTERNATIONAL THREE-DAY EVENTS.** These competitions are conducted strictly in accordance with the FEI Rules for Three-Day Events, the FEI General Regulations, and the FEI Veterinary Regulations.
2. **NATIONAL THREE-DAY EVENTS.** These competitions are conducted in accordance with the USEF Rules for Eventing and the additions and exceptions noted below. Guidance and clarifications of procedure may be found in the FEI Memorandum for Eventing.

Training Three-Day Events are conducted under the same rules as National Three-Day Events and include a central emphasis on education of horse and rider, including permission for supervised schooling over parts of the course prior to the start of the test.

3. OFFICIALS

- a. The Ground Jury, Technical Delegate, Course Designer, Veterinary Commission of a CCN shall be appointed in accordance with Chapter Six.
- b. National and International Competitions at the same Event - The International Technical Delegate may be used for the National competition provided he is licensed by the Federation, otherwise separate Technical Delegates must be appointed. The same Ground Jury, Course Designer and Veterinary Commission may be used for both competitions, provided that they are licensed to officiate at the applicable level.
- c. Approval—All Three-Day Events, including International and National Three-Day Events, must be approved by the Federation Eventing Committee. Specifically, this approval shall include the date and site of the Event, the Ground Jury, the Technical Delegate, the Course Designer, and the Veterinary Commission. For proposed new Three-Day Events, additional information may be requested.

4. CLASSIFICATION. Individual Final Classification

- a. The winning individual is the competitor with the lowest total of penalty points, after adding together, for each competitor, the penalty points incurred.
- b. In the event of equality between two or more competitors, the classification is decided by:
 1. The best cross-country obstacle score including faults at obstacles and time penalties.
 2. If there is still equality, the classification is decided in favor of the competitor whose cross-country time was closest to the optimum time.
 3. There is still equality, the competitor with the best Jumping score (time & obstacles)
 4. If there is still equality, the competitor with the best time (fastest) in the Jumping Test
 5. If there is still equality, the classification will be decided in favor of the competitor with the best percentage score in the Dressage Test.
 6. If there is still equality the tie will remain in the Final Classification

5. INSPECTION & EXAMINATION OF HORSES Examination upon Arrival

- a. This takes place on the arrival of horses at the stables of the event. It is performed by a qualified veterinarian, appointed by the Organizing Committee. The object is to establish first each horse's identity and second, each horse's state of health (but not its soundness). The Organizing Committee must fix the place and timetable for this examination in agreement with the Veterinary Delegate and inform in advance the Chefs d'Equipe and/or the individuals. Doubtful cases must be reported to the Ground Jury as soon as practicable and, in any case, before the First Horse Inspection.
- b. First Horse Inspection
- c. This takes place before the Dressage Test, normally the day before. It is conducted by the Ground Jury and the Veterinary Delegate acting together as a committee with the President of the Ground Jury in charge. The horses must be inspected in hand, at rest and in movement on a firm level, clean but not slippery surface. The committee has the right and the duty to eliminate from the competition any horse that they judge is unfit, whether on account of lameness, lack of condition or for any other reason. In a doubtful case the Ground Jury may direct that

the horse be put in an officially supervised holding area for examination by the Associate Veterinarian. He will report any findings to the Ground Jury and the Veterinary Delegate, prior to the horse being re-inspected by the committee, should the rider decide to represent the horse. Horses in the holding area will be under the supervision and control of the Associate Veterinarian. In the event of equality of votes within the committee, the President of the Ground Jury will have a second and casting vote, and the decision will be announced immediately.

d. Second Horse Inspection

e. This takes place after Phase C, during the Ten minute halt before the start of Phase D. It is conducted by a member of the Ground Jury and by the Veterinary Delegate. The inspection must be performed carefully but also as rapidly as possible in order to allow each horse as much time as possible for rest and recuperation. The committee has the right and the duty to eliminate from the competition any lame or exhausted horse. At least one member of this committee should have participated at the First Horse Inspection. In the event of equality of vote within the committee, the member of the Ground Jury will have the casting vote.

f. Examination after Cross Country Obstacle Test

g. This takes place after the competitor has finished the Cross Country. It is conducted by a qualified veterinarian appointed by the Organizing Committee in agreement with the Veterinary Delegate. In addition to carrying out any immediate treatment required by an injured or exhausted horse, this veterinarian will decide if each horse:

1. is fit to return immediately on foot to its own stable,
2. should remain for further treatment before returning to its stable,
3. should be transported by vehicle (which must be available) either directly to its stable or to a veterinary hospital. This veterinarian has no authority to eliminate any horse from the competition, but must report any doubtful case to the Ground Jury and to the Veterinary Delegate.

h. Third Horse Inspection

i. This takes place before the Jumping Test. It is conducted by the same committee and under the same conditions as the First Horse Inspection.

j. Appeal

k. At the three inspections where a horse may be eliminated from the competition, there can be no appeal against the decision of the committee concerned. However, if requested, the president must give a reason for the committee's decision after the completion of the whole inspection. The Veterinary Delegate will be a member of the committee present at these three horse inspections.

l. During the Competition

m. At any other time during the competition, any individual member of the Ground Jury has the right and the duty to eliminate any horse, which in his opinion is lame or unfit to continue.

n. Public

o. The Horse Inspections shall be open to viewing by the public.

p. If a CCN and CNC area held together at the same venue, a horse that is not accepted at the CCN inspection cannot start in the CNC competition.

6. Explanation of Independence of Phases

a. Phases A, B, C & D are quite independent of each other as far as the timekeeping is concerned. Loss of time in one cannot be compensated for by gain of time in another.

b. The timetable will provide for the competitor to start Phase B, one minute after he is due to finish Phase A.

1. If the competitor is early or late finishing Phase A, the One-minute break will be increased or decreased accordingly. For example, if a competitor finishes Phase A 15 seconds early, his break will be 1 minute 15 seconds; if he finishes Phase A 20 seconds late, his break will be 40 seconds.

2. If a competitor is so late finishing Phase A that he cannot start Phase B on time, he will be started on Phase B as soon as possible (no allowance being made for adjustments to saddlery, etc.). The optimum time for

EV - EVENTING DIVISION

Phase B will start from the actual time the starter instructs him to start.

3. The competitor who is late finishing Phase A need not attempt to regain the time lost, since the time is penalized on Phase A only.
 - c. The finishing time of Phase B is also the starting time of Phase C.
 1. Gain of 30 seconds on Phase B does not give the competitor an additional 30 seconds to complete Phase C. The optimum time of Phase C is not affected by the gain or loss of time on Phase B.
 2. The gaining of any time on Phase B and/or Phase C will result in additional resting time added to the Ten-minute compulsory halt provided for the Second Horse Inspection before the start of Phase D.
 3. The loss of any time on Phase B and/or Phase C will not reduce the Ten-minute compulsory halt except as provided below. The competitor's starting time for Phase D will have to be adjusted.
 - d. It is possible that a competitor might exceed the optimum time on one or more phases. Normally, the starting time of Phase D will be delayed by the sum of any time lost less the sum of any time gained. However, if this delay is small (i.e. the competitor was only a few seconds late finishing Phase C), the competitor may be started on Phase D at his scheduled time, in order not to interfere unduly with the timetable.
7. TIME.
- a. Time Limit—On Phases A and C, the time limit is one fifth more than the optimum time. On Phase B, the time limit is twice the optimum time.
 - b. Time Faults—On Phases A and C, exceeding the optimum time will be penalized at 1.0 penalty point per second. On Phase B, exceeding the optimum time will be penalized at the rate of 0.8 penalty point per second.
8. PACE AND DISMOUNTING. Between the starts and finishes of Phases A and C, competitors are free to choose their own pace. They may dismount and proceed on foot beside their horse at any time, including while negotiating compulsory passages, except that they must be mounted to pass through the start and finish flags of both Phases. The rules for pace and dismounting on Phase B are the same as those for the Cross-Country Test of a Horse Trial.
9. MARKING OF THE COURSE.
- a. Compulsory Passages on Phases A, B and C, shall be marked with the relevant letter of the Phase and numbered consecutively from the start of the Phase.
 - b. Kilometer Markers—The routes of Phases A and C will be marked at intervals of 1000 meters by signs. The signs shall indicate the distance from the start of the Phase and shall include the letter of the Phase.
10. FAULTS. Faults on steeplechase shall be scored in accordance with EV141.1.
11. ASSISTANCE. At the start of Phase B and of Phase D, and at any other point determined and announced by the Organizing Committee, it is permitted to assist the competitor and to attend to his horse (groom, water, etc.).

[EV157 - EV160 ARE INTENTIONALLY LEFT BLANK FOR FUTURE USE]

SUBCHAPTER EV-5 RULES FOR CHAMPIONSHIPS

EV161 Horse Trials Championships

National Open Horse Trial Championship for the Jack Le Goff Trophy

Awarded to the highest placed competitor in the USEF National Open Horse Trial Championship who is a U.S. citizen.

Open to competitors from the beginning of the calendar year in which they reach the age of 18. The competition shall be an Advanced Horse Trial designated by the Federation. Competitors and horses shall qualify in accordance with the Federation rules for an Advanced Horse Trial.

EV162 One Star Championships

1. National Junior and Young Rider Championship for the Harry T. Peters Trophy.

Awarded to the highest placed competitor in the USEF National Junior and Young Rider Eventing Championship who

is a U.S. citizen. Open to competitors from the beginning of the calendar year in which they reach the age of 14 until the end of the year in which they reach the age of 21. The competition shall be an Autumn CCI1* designated by the Federation. Competitors and horses shall qualify in accordance with the Federation and FEI Rules for a CCI1*.

2. National One Star Championship for the Richard Collins Trophy.

Awarded to the highest placed competitor in the USEF National One Star Eventing Championship who is a U.S. citizen. Open to competitors from the beginning of the calendar year in which they reach the age of 22. The competition shall be an Autumn CCI1* designated by the Federation. Competitors and horses shall qualify in accordance with Federation and FEI Rules for a CCI1*.

EV163 Two Star Championships

1. National Young Riders Championships for the John H. Fritz Trophy.

Awarded to the highest placed competitor in the USEF National Young Rider Eventing Championships who is a U.S. citizen. Open to competitors from the beginning of the calendar year in which they reach the age of 16 until the end of the calendar year in which they reach the age of 21. The competition shall be an Autumn CCI2* designated by the Federation. Competitors and horses shall qualify in compliance with the Federation and FEI Rules for a CCI2*.

2. National Young Horse Championship for the Jonathan R. Burton Trophy.

Awarded to the owner of the highest placed horse in the USEF National Young Horse Eventing Championship who is a U.S. citizen. Open to six and seven year old horses. The competition shall be an Autumn CCI2* designated by the Federation. Horses and competitors shall qualify in accordance with Federation and FEI Rules for a CCI2*.

3. National Two Star Championship for the USEF Combined Training Trophy.

Awarded to the highest placed competitor in the USEF National Two Star Eventing Championship who is a U.S. citizen. Open to competitors from the beginning of the calendar year in which they reach the age of 22. The competition shall be an Autumn CCI2* designated by the Federation. Competitors and horses shall qualify in accordance with Federation and FEI Rules for a CCI2*.

EV164 Three Star Championships

1. National Developing Rider Championship for the Alexander MacKay Smith Trophy.

Awarded to the highest placed competitor in the USEF National Developing Rider Championship who is a U.S. citizen. Open to competitors from the beginning of the calendar year in which they reach the age of 18 who have not completed a CCI4*. The competition shall be an autumn CCI3* designated by the Federation. Competitors and horses shall qualify in accordance with the Federation and FEI rules for a CCI3*.

2. National Three Star Championship for the Guy V. Henry Memorial Trophy.

Awarded to the highest placed competitor in the USEF National Three Star Championship who is a U.S. citizen. Open to competitors from the beginning of the calendar year in which they reach the age of 18. The competition shall be an Autumn CCI3* designated by the Federation. Competitors and horses shall qualify in accordance with the Federation and FEI Rules for a CCI3*.

EV165 Four Star Championships

National Four Star Championship.

Awarded to the highest placed competitor in the National Four Star Championship who is a U.S. citizen and a member of the Federation. Open to competitors from the beginning of the calendar year in which they reach the age of 18. The competition shall be a CCI4* designated by the Federation. Competitors and horses shall qualify in accordance with the Federation and FEI Rules for a CCI4*.

[EV166 - EV170 ARE INTENTIONALLY LEFT BLANK FOR FUTURE USE]

SUBCHAPTER EV-6 RULES FOR OFFICIALS**EV171 Ground Jury****1. COMPOSITION AND QUALIFICATIONS.**

- a. At Horse Trials, the Ground Jury may consist only of a President. At Three-Day Events, the Ground Jury must consist of a President and one member.
- b. A Senior (S) Eventing Judge may officiate at Horse Trials at any level. A Senior judge is required as the President of the Ground Jury at an Advanced Horse Trial (see also EV172.2).
- c. A Registered (R) Eventing Judge may officiate at Horse Trials at the Intermediate level and below. The President of the Ground Jury at an Intermediate Horse Trial must be either a Senior (S) or a Registered (R) Judge (see also EV172.2).
- d. A recorded (r) Eventing Judge may officiate at Horse Trials at the Preliminary level and below, including as President of the Ground Jury, and at any Eventing Test.
- e. At National Three Day Events, either the President of the Ground Jury or the Technical Delegate must hold a Senior (S) or Registered (R) license.
- f. An individual recognized as a judge of Eventing by the FEI or another National Federation may serve on the Ground Jury for a specific competition with the approval of the Federation Eventing Committee. An individual licensed as an eventing judge by another National Federation must obtain a Guest Card (GR1011.6 and GR1011.11.e)
- g. The following may not serve on the Ground Jury for a particular division:
 1. The owner of a horse entered in that division;
 2. A competitor entered in that division;
 3. A close relative of those mentioned above;
 4. Chefs d'Equipe whose teams are entered in that division;
 5. Instructors or trainers of competitors entered in that division.
- h. The following may not serve on the Ground Jury at an Event:
 1. The Technical Delegate or the Course Designer of the Event;
 2. The Director (Manager) of the competition, or a member of the Director's family.
- i. For additional restrictions, refer to General Rules, GR1304 and Chapter GR10, Subchapters 10-C and 10-H.

2. DUTIES:

- a. The Ground Jury is ultimately responsible for the judging of the event and for settling all problems that may arise during its jurisdiction. Together with the Technical Delegate, Course Designer and Organizing Committee, it shall endeavor to ensure that all arrangements for the event, including the arenas, courses and obstacles, are appropriate. If, after consultation with the Technical Delegate, the Ground Jury is not satisfied with the arrangements or courses, it is authorized to modify them.
- b. The Ground Jury will judge the Dressage Test. Additional judges may be appointed by the Organizing Committee, in accordance with EV172, but the Ground Jury will still be responsible for all decisions.
- c. At Horse Trials, the Ground Jury or the Technical Delegate, if the former is involved with the judging of the Dressage or Jumping Tests, will be responsible for all arrangements made by the Organizing Committee for the judging and timekeeping of the Cross-Country Test. One of them shall be available at the control center to adjudicate on unforeseen eventualities.
- d. At Three-Day Events, the President of the Ground Jury will be based at the control center (or elsewhere as decided by the President) to adjudicate any unforeseen eventualities. The other member, together with the Veterinary Delegate, will form the Committee for the Horse Inspection during the ten-minute halt.
- e. The Ground Jury will be responsible for determining protests against decisions by technical personnel, including

fence judges and timekeepers, on the Cross-Country Test of a Horse Trial or Three-Day Event; and may substitute their judgment for that of any judge or official, whether in favor of the competitor or not.

- f. The Ground Jury will be responsible for the judging of the Jumping Test. This duty may be delegated to an additional judge or panel of judges appointed by the Organizing Committee, in accordance with EV172, but the Ground Jury will still be responsible for all decisions.
 - g. At Three-Day Events, the Ground Jury, together with the Veterinary Delegate, will form the Committee for the First and Third Horse Inspection.
 - h. Any member of the Ground Jury shall have the duty and full authority at any time during the Event to eliminate any horse that is lame, sick or exhausted; and any competitor that is unfit to continue. See also EV117, Disqualification. There is no appeal against such a decision.
3. JURISDICTION OF THE GROUND JURY:
- a. At Horse Trials, the jurisdiction of the Ground Jury begins at 3:00 p.m. of the day prior to start of the relevant competition.
 - b. At Three-Day Events, the jurisdiction of the Ground Jury begins with the First Horse Inspection.
 - c. The members of the Ground Jury are obliged to remain on the grounds until half an hour after the results have been announced for each Test.

EV172 Additional Judges

- 1. In addition to the Ground Jury, the Organizing Committee may appoint additional judges to judge the Dressage or Jumping Tests. These judges need not remain after completion of their duties.
- 2. Additional judges for the Dressage Test must be selected from the current roster of Eventing Judges or Dressage Judges of the Federation. In the case of an Advanced Horse Trial, they must be either a Senior (S) Eventing Judge or a Registered (R) or higher Dressage Judge. In the case of an Intermediate Horse Trial, they must be either a Registered (R) or higher Eventing Judge or a recorded (r) or higher Dressage Judge.
- 3. Additional judges for the Jumping Test must be selected from the current roster of Eventing Judges, Eventing Technical Delegates or Jumper Judges, of the Federation.
- 4. All additional judges are subject to the same restrictions as the members of the Ground Jury, see EV171.1c, EV171.1d, and EV171.1e with the exception to EV171.1e, that the Course Designer may serve as an additional judge if currently licensed to do so.

The provisions of GR1304 notwithstanding, additional judges may officiate at a competition provided that they do not judge any competitor(s) or horse(s) listed in sections .2-.18 of that rule. There are no restrictions on a Judge if a competitor(s) or horses(s) listed in GR1304.2-.18 participates in the Competition HC.

EV173 Technical Delegate

- 1. QUALIFICATIONS.
 - a. The Technical Delegate must be selected from the current roster of Eventing Technical Delegates of the Federation. For Advanced Horse Trials, the Technical Delegate must have Senior (S) status. For Intermediate Horse Trials, the Technical Delegate must have Registered (R), or higher status. At National Three-Day Events, either the President of the Ground Jury or the Technical Delegate must hold a current, Registered (R) or Senior (S)

license.

- b. The following may not serve as the Technical Delegate at an Event, or conduct the Planning Assistance Visit:
 1. The owner of a horse entered in the competition;
 2. A competitor entered in the competition;
 3. The Course Designer for the competition;
 4. A close relative of those mentioned above;
 5. Chefs d'Equipe whose teams are entered in the competition;
 6. Instructors or trainers of competitors entered in the competition;
 7. A member of the Ground Jury, or a Dressage or Jumping judge at the competition;
 8. The Director (Manager) of the competition, or a member of the Director's family.
- c. For additional restrictions, refer to General Rules, GR1304 and Chapter GR10, Subchapters 10-C and 10-H.

2. DUTIES.

- a. The Technical Delegate will approve the technical and administrative arrangements for the conduct of the event; for the examinations and inspections of horses, where appropriate; for the accommodation of horses, where appropriate; and for the stewarding of the competition.
- b. He will inspect and approve the arenas and courses for exercising and training and for all three Tests, including the type and the dimensions of the obstacles and length of the courses, with particular reference to their suitability for the level of the event. He must be able to inspect early enough to allow for modifications to be made. He may request one or more horses to try out any part of the arenas or courses or any obstacles.
- c. In the event that the Federation Course Advisor has previously inspected the course(s), the Technical Delegate shall re-inspect the obstacles to ensure that all recommendations have been followed, particularly those deemed essential. If an essential change has not been made, the Technical Delegate must remove that obstacle from the course.
- d. He will supervise the briefing and conduct of all technical personnel.
- e. He will investigate all inquiries regarding scoring, including penalties awarded and report to and advise the Ground Jury on any decisions they are required to make.
- f. Until he has reported to the Ground Jury that he is satisfied with all the arrangements, the authority of the Technical Delegate, unless superseded at selected competitions by the course advisor, shall be absolute. Thereafter, he will continue to supervise the technical and administrative conduct of the event, and will advise and assist the Ground Jury and the Organizing Committee.
- g. At Horse Trials, the Technical Delegate may need to serve in place of the Ground Jury during the Cross-Country Test, see EV171.2c.
- h. The Technical Delegate will report on the competition, including a record of all disputes and how adjudicated.
- i. The Technical Delegate must submit properly completed Eventing Fall Forms 48 hours following the last day of the competition. Properly completed Accident/Injury Report Forms shall be submitted as defined in GR1316.7.

EV174 Cross country course Advisor

A course advisor shall be appointed by the Federation for certain Horse Trials and Three-Day Events as designated by the Federation Eventing Committee. The Course Advisor will approve the design of the proposed course, including: the distance covered, the terrain and the condition and quality of the track; and the number of obstacles, their construction and variety and marking or flagging, the number of combinations, and the appropriateness of the level to the competition. The course advisor will provide the course designer (CD) and technical delegate (TD) with a report which indicates any changes, either recommended or essential, to be made to each fence on the course. After inspection of the Cross Country course and prior to the event, the TD will complete the Cross Country Course Advisor Report for return to the Federation with the TD report. All essential changes must be made or the fence shall be removed from

the course for the competition. For Show Jumping courses, the TD shall include a copy of the Show Jumping Courses, as posted at the competition, with the TD report. All essential Show Jumping changes must be made.

EV175 Course Designer

1. QUALIFICATIONS.

The Course Designer must be selected from the current roster of Eventing Course Designers of the Federation, or must have received training as a course designer. An individual recognized by the FEI or by another National Federation may serve as the course designer for a specific competition with the approval of the Federation Eventing Committee. A Senior (S) course designer is required for an Advanced Horse Trial. A Registered (R) or higher course designer is required for an Intermediate Horse Trial. A recorded (r) or higher course designer is required for Preliminary Horse Trials and National Three-Day Events. A license is not required for Beginner Novice, Novice and Training Horse Trials, however the course designer must have attended the USEA Training program on Course Design in the previous three years and every three years thereafter.

2. DUTIES.

- a. The Course Designer is responsible for the layout measurement, preparation, and marking of the route for the Cross-Country Test of Horse Trials and Events, including Phases A, B, and C of the latter. The Course Designer is responsible for the design and construction of all obstacles used in the Test.
- b. In order to fulfill the responsibilities noted above, the Course Designer must visit the site and review changes to the courses or obstacles at least once within 12 months of a competition. The Course Designer should be present during the competition.
- c. He is ultimately responsible for the layout, design and construction, of the Jumping Test. This duty may be delegated to a jumping course designer, but the Event Course Designer must ensure that the course is suitable.

EV176 Veterinarians

1. PERSONNEL AND QUALIFICATIONS.

- a. At Horse Trials, an official veterinarian appointed by the Organizing Committee shall be present on the grounds during the Cross-Country and Jumping Tests. He shall be a graduate veterinarian who has experience in treating or riding, or is familiar with, horses in Eventing Competitions.
- b. At Three-Day Events, at least four veterinarians will be appointed by the Organizing Committee:
 1. The Veterinary Delegate shall be present throughout the competition. He shall be a graduate veterinarian who has experience on the Veterinary Commission at a Three-Day Event. It is recommended that he has also completed a training course for Three-Day Event veterinarians.
 2. The Associate Veterinarian shall be present throughout the competition. He shall be a graduate veterinarian who has experience in treating or riding horses in Eventing Competitions.
 3. The Examining Veterinarian shall be present during the Endurance Test. He shall be a graduate veterinarian who has experience in treating or riding horses in Eventing Competitions.
 4. At least one veterinarian shall, in addition, be present during the Endurance Test for emergencies and for treating injuries or exhaustion. He shall be a graduate veterinarian as described above for Horse Trials.

2. DUTIES:

- a. Three-Day Events—There shall be a Veterinary Commission consisting of a Veterinary Delegate and an Associate Veterinarian. Their duties are described in General Rules, 549.4 of the FEI Rules for Three-Day Events. The duties of the Examining Veterinarian are described in General Rules, 518.1.4 of the FEI Rules for Three-Day Events. The treating veterinarian(s) shall be responsible for the emergency care and treatment of horses during the endurance test, and for any other veterinary care of the horses in the stables during the competition.
- b. Horse Trials—The veterinarian shall be responsible for the emergency care and treatment of horses during the

Cross-Country and Jumping Tests.

- c. The Official Veterinarian may compete in Horse Trials at which he/she is officiating. In that case, a second, equipped veterinarian must be available to treat horses when the Official Veterinarian is unavailable.

EV177 Additional Officials

1. STEWARDS. It is very important that the regulations concerning abuse, rapping, exercising, whips and spurs, are properly enforced in accordance with Rules EV108, EV111, EV114 and EV115. Organizers should appoint an appropriate number of stewards with distinctive badges. They shall have access during the competition to every part of the stables, tack rooms, exercise areas, collecting rings, the arenas and all other areas under the control of the Organizing Committee. These stewards shall be responsible to the Technical Delegate. All irregularities shall be reported to the Ground Jury.
2. OFFICIALS AT OBSTACLES AND STOPPING POINTS. One or more officials, who are responsible for scoring, pertinent rule enforcement, and emergencies at their obstacle(s), must be stationed near each obstacle and compulsory passage. They may be authorized to cover more than one obstacle or compulsory passage, with the approval of the Technical Delegate. If appropriate, stopping points may also be designated. One or more officials must then be stationed at these points as well.
3. TIMEKEEPERS. As timing plays such an important part in the competition, Organizers must ensure that each competitor's starting and finishing times are accurately taken and recorded by properly qualified persons.
4. SUPERVISION. Each of the Tests of the competition must be under the supervision of a Steward. He will be responsible to see that there are sufficient personnel, and that they report in a timely fashion. Their briefings and conduct during the competition will be the responsibility of the Technical Delegate. Furthermore, during the Cross-Country or Endurance Tests, there must be a Controller. He will control the dispatch of competitors on the course(s), and will direct emergency action in the event of an accident.

APPENDIX 1 - LEVELS OF HORSE TRIALS

1. Beginner Novice—The Beginner Novice level is designed to introduce green horses and riders to Horse Trials, combining dressage, cross-country and Beginner jumping tests. It is designed for competitors and horses that have already had experience schooling competitions in all three disciplines. The entire experience should be safe, inviting and educational to build confidence and a desire to progress. Competitors should be prepared to do a walk, trot and canter dressage test with 20-meter figures and a halt. The cross-country should include a variety of introductory obstacles, including a bank-up, a shallow natural ditch, an inviting water crossing and a brush. Obstacles must have a minimum of two strides between two numbered obstacles. Such combinations of straight forward efforts are the only obstacles composed of several elements that are permitted. The jumping course should be inviting and straightforward, preferably with lines of six strides or more and may include only one double of two strides which may include only one oxer.
2. Novice—The Novice Level is a continuing introduction to Horse Trials. It is designed for competitors and horses with some experience at lower levels or for experienced riders and horses new to the sport. The dressage will not differ greatly from Beginner Novice. The cross-country will invite bold, forward movement involving galloping in balance and jumping out of stride. The obstacles will be more substantial and may include a drop, a double, and a simple obstacle out of water. At such water obstacles, the exit shall not be revetted. The jumping course should be inviting and straightforward, preferably with lines of six strides or more and shall include only one double of two strides, which may include only one oxer.
3. Training—The Training Level is an elementary examination of competitors and horses with some experience and training. The dressage test may ask for further development of the basic gaits, including lengthening at the trot and canter, as well as 10-meter trot and 15-meter canter figures. The cross-country should include obstacles formed of

two, or possibly three, elements involving the previously introduced banks, drops and ditches. Jumps into and out of water and narrow fences should be introduced. While these questions are becoming more sophisticated, they must remain positive and inviting in nature. The jumping course must include either (i) two doubles; or (ii) a simple triple combination in the second part of the course with only one oxer. If the oxer is at the 'b' or 'c' parts of any combination it should be set on two strides. The course should introduce simple technical questions with some related jumps on five strides or more.

4. Preliminary—The Preliminary Level is a moderate examination of competitors and horses in a regular training program preparing for One Star Events. The dressage test may include medium paces at the trot and canter, as well as the introduction of leg yielding, shoulder in, rein back, and changes of lead through the trot. The cross-country should include tests of accuracy, agility, boldness, control, judgment and jumping ability. Obstacles may now include angled lines, corners, simple bounces, slopes, and combinations involving water or narrow fences. The jumping course must include either (i) two or three doubles; or (ii) a double and a triple combination. The jumping course should be more technical than the Training Level and may require lengthening or shortening of stride.
5. Intermediate—The Intermediate Level is an examination of increasing technical difficulty, preparing competitors and horses for Two Star Events. The dressage test may include canter to halt and walk to canter transitions, as well as turns on the haunches, simple changes, and counter canter. The cross-country should now combine in more elaborate settings the tests introduced at the Preliminary Level, such as combinations with more than one question to be solved. Obstacles to be expected include banks, ditches, or water with narrow elements, a bounce combined with other elements, or corners in a combination. The jumping course must include either (i) a double and a triple combination; or (ii) three doubles, with more related distances, and technical questions than the preliminary.
6. Advanced—The Advanced Level is the highest national level of Horse Trials. It offers tests of significant difficulty designed to prepare competitors and horses for either Three or Four Star Events. The dressage test may include extensions in all three paces, half pass at the trot and canter, and single flying changes. The cross-country should be clearly a test of boldness and scope as it now combines size with technical difficulty. Combinations with multiple questions are to be expected, such as bounces into water, coffins with short distances or significant slopes, and bending lines or related distances between narrow questions. The jumping course must include either (i) a double and a triple combination; or (ii) three doubles. The jumping course must be the most technical Division of the national competition.

As Horse Trials at the Preliminary, Intermediate and Advanced Levels are designed to prepare competitors and horses for Events, it is reasonable to assume that dressage tests, courses and obstacles, earlier in a season will be more straightforward than those used later in a season, closer to the goal Event. As Horse Trials at the Novice and Training Levels are not tied to such goals, it is reasonable to assume that they will offer variety without increasing in difficulty as a season progresses.

APPENDIX 2 - SPECIFICATIONS FOR HORSE TRIALS

For other specifications, such as depth of water, widths of water crossings, etc., See EV140.

	Beginner Novice	Novice	Training	Preliminary	Intermedi- ate	Advanced
Dressage						
Federation eventing tests	BN A BN B	Novice A Novice B	Training A Training B	Preliminary A Preliminary B	Intermediate A Intermediate B	Advanced A Advanced B

EV - EVENTING DIVISION

Cross country						
Distances	1400-2000m	1600-2200m	2000-2600m	2200-3120m	2600-3575m	3200 - 3990m
Speeds Optimum time	300-350mpm	350-400mpm	420-470mpm	520mpm	550mpm	570mpm
Speed faults	420mpm	450mpm	520mpm	N/A	N/A	N/A
Efforts	14-18	16-20	20-24	22-30	26-34	32-40
Heights Fixed Brush	.79m (2'7") .91m (3')	.90m (2'11") 1.10m (3'7")	1.00m (3'3") 1.20m (3'11")	1.10m(3'7") 1.30m(4'3")	1.15m (3'9") 1.35m (4'5")	1.20m (3'11") 1.40m (4'7")
Spreads Highest point Base Without height	.84m (2'9") 1.22m (4') 1.22m (4')	1.00m (3'3") 1.50m (4'11") 2.00m (6'7")	1.20m (3'11") 1.8m (5'11") 2.40m (7'11")	1.40m (4'7") 2.10m (6'11") 2.80m (9'2")	1.60m (5'3") 2.40m (7'11") 3.20m (10'6")	1.80m (5'11") 2.70m (8'10") 3.60m (11'10")
Drops	1.01m (3'3")	1.20m (3'11")	1.40m (4'7")	1.60m (5'3")	1.80m (5'11")	2.00 (6'7")
Jumping						
Lengths	Maximum 600m	Maximum 600m	Maximum 600m	Maximum 600m	Maximum 600m	Maximum 600m
Speeds	300mpm	320mpm	325mpm	350mpm	350mpm	375mpm
Efforts	9-11	9-11	10-12	11-13	12-14	13-15
Heights	.79m (2'7")	.90m (2'11")	1.0m (3'3")	1.10m (3'7")	1.20m (3'11")	1.25m (4'1")

Overall spreads of oxers	1.00m (3'3")	1.10m (3'7")	1.20m (3'11")	1.30m (4'3")	1.40m (4'7")	1.45m (4'9")
Overall spreads of Triple Bar	1.20m (3'11")	1.30m (4'3")	1.40m (4'7")	1.50m (4'11")	1.60m (5'3")	1.65m (5'5")

APPENDIX 3 - PARTICIPATION IN HORSE TRIALS

A competitor and/or a horse may be entered in a Horse Trial without having fulfilled the qualifications noted below, provided the qualifications have been fulfilled at least 10 days before the Cross-Country Test of the competition for which it is needed if the NQR has been achieved at a Horse Trial or CIC or at least 24 days if the NQR has been achieved at a CCI. **At the CI* level and above**, at least one Qualifying Result must be obtained in the twelve month period prior to the competition. e.g. a horse and/or rider who have achieved a QR at a CI3*/CNC3* level of competition and who have not competed for over twelve months must first achieve a QR at the next lowest height level.

1. DEFINITIONS

1.1 Completion: means having completed the entire Horse Trial with a numerical score.

1.2 National Qualifying Result (NQR): an NQR is achieved by completing the entire Horse Trial and scoring.

-not more than 50 penalty points in the Dressage Test; and

- No jumping penalties at obstacles on the Cross Country Test unless specified otherwise, and not more than 90 seconds (36 penalty points) exceeding the optimum time; and

- not more than 16 penalties at obstacles in the Jumping Test.

-25 penalty points received for Dangerous Riding will not achieve a National Qualifying result.

Exceptions to the qualifications noted below may only be approved by the Credentials/Grading Committee.

1.3 Uncategorized Rider: Riders who have not been categorized through proven competence at certain levels of competition i.e. A riders, B riders, etc. by the FEI per Article 520 of the FEI Eventing Rules for the purpose of determining rider eligibility for International Horse Trials and Events). All requirements of the FEI must be achieved as a combination. Where FEI requirements refer to a "CI" this may be satisfied by achieving an MER at a CCI or CIC of the level stated. When multiple Minimum Eligibility Requirements are required, one of the Minimum Eligibility Requirements can be achieved incurring 20 penalties at the obstacles of the Cross Country Test. All USEF requirements do not need to be achieved as a combination.

1.4 Categorized Riders: Riders who have been categorized through proven competence at certain levels of competition A riders, B riders, etc. by the FEI per Article 520 of the FEI Eventing Rules for the purpose of determining rider eligibility for International Horse Trials and Events. Where FEI requirements refer to a "CI" this may be satisfied by achieving an MER at a CCI or CIC of the level stated. When multiple Minimum Eligibility Requirements are required, one of the Minimum Eligibility Requirements can be achieved incurring 20 penalties at the obstacles of the Cross Country Test. All USEF requirements do not need to be achieved as a combination.

2. LEVELS OF HORSE TRIALS AND EVENTS

2.1 BEGINNER NOVICE (B) - Open to competitors of any age, on horses four years of age and older.

2.2 NOVICE (N) - Open to competitors of any age, on horses four years of age or older.

2.3 TRAINING (T) - Open to competitors of any age, on horses four years of age or older.

2.4 PRELIMINARY (P) - Open to competitors from the beginning of the calendar year of their 14th birthday, on horses five years of age or older. The competitor must have obtained an NQR at four Horse Trials at the Training Level or higher.

2.5 TRAINING THREE-DAY EVENT- Open to competitors of any age, on horses four years of age or older. Both

EV - EVENTING DIVISION

the competitor and the horse must have obtained NQR's at Four Horse Trials at the Training Level or higher, one of which must be attained as a combination. A competitor established at the Preliminary Level may compete on a horse which has obtained 2 NQR's at the Training Level or higher.

2.6 PRELIMINARY THREE-DAY EVENT- Open to competitors beginning the calendar year of their 14th birthday, on horses five years of age or older. Both the competitor and the horse, though not necessarily as a combination, must have obtained an NQR at three Horse Trials at the Preliminary Level or higher, plus an additional NQR at the Preliminary Level or higher with no more than 20 Jumping Penalties at obstacles on the Cross Country test.

2.7 INTERMEDIATE (I) - Open to competitors from the beginning of the calendar year of their 16th birthday, on horses six years of age or older. Both the competitor and the horse, though not necessarily as a combination, must have obtained an NQR at three Horse Trials at the Preliminary Level or higher, plus an additional NQR at the Preliminary Level or higher with no more than 20 Jumping Penalties at obstacles on the Cross Country test.

2.8 ADVANCED (A)

2.8.1 UNCATEGORIZED RIDERS - Open to competitors from the beginning of the calendar year of their 18th birthday, on horses six years of age or older. Both the competitor and the horse, though not necessarily as a combination, must have obtained a minimum of one NQR with no more than 20 Jumping Penalties at obstacles on the Cross Country test, at either a CI 2* or Intermediate Level plus three NQRs at the Intermediate Level or higher.

2.8.2 CATEGORIZED RIDERS - Open to competitors from the beginning of the calendar year of their 18th birthday, on horses six years of age or older. Both the competitor and the horse, though not necessarily as a combination, must have obtained a minimum of one NQR with no more than 20 Jumping Penalties at obstacles on the Cross Country test, at either a CI 2* or Intermediate Level plus two NQRs at the Intermediate Level or higher.

3. LEVELS OF INTERNATIONAL HORSE TRIALS AND EVENTS

3.1 UNCATEGORIZED RIDERS

Listed below are the USEF requirements to compete in an FEI Competition. Additionally all horses and riders must meet the minimum eligibility requirements (MER) published by the FEI which must be achieved by competitor and horse as a combination. Where FEI requirements refer to a "CI" this may be satisfied by achieving an MER at a CCI or CIC of the level stated. When multiple Minimum Eligibility Requirements are required, one of the Minimum Eligibility Requirements can be achieved incurring 20 penalties at the obstacles of the Cross Country Test. All USEF requirements do not need to be achieved as a combination.

At the CI* level and above, at least one Qualifying Result must be obtained in the twelve month period prior to the competition. e.g. a horse and/or rider who have achieved a QR at a CI3*/CNC3* level of competition and who have not competed for over twelve months must first achieve a QR at the next lowest height level.

3.1.1 CIC1* Both the competitor and the horse, though not necessarily as a combination, must have achieved 1 NQR at the Preliminary level or higher.

	FEI Requirements	USEF Requirements
CIC 1*		<ul style="list-style-type: none">1 Preliminary or higher (NQR)

3.1.2 CIC2* Having met the minimum eligibility requirements (MER) of the FEI, both the competitor and the horse, though not necessarily as a combination must have achieved 2 NQRs at the preliminary level or higher plus an additional NQR at the Preliminary level or higher with no more than 20 Jumping Penalties at obstacles on the Cross

Country test, plus 1 NQR at the Intermediate level or higher.

	FEI Requirements	USEF Requirements
CIC 2*	<ul style="list-style-type: none"> 1 CI 1* 	<ul style="list-style-type: none"> 2 Preliminary or higher (NQR) + 1 Preliminary or higher (NQR) with no more than 20 Jumping Penalties at obstacles on the Cross Country test + 1 Intermediate or higher (NQR)

3.1.3 CIC3* Having met the minimum eligibility requirements of the FEI (MER), both the competitor and the horse, though not necessarily as a combination must have achieved 2 NQRs at the Intermediate level or higher.

	FEI Requirements	USEF Requirements
CIC 3*	<ul style="list-style-type: none"> 2 CI 2* 	<ul style="list-style-type: none"> 2 Intermediate or higher (NQR)

3.1.4 CCI1* Both the competitor and the horse, though not necessarily as a combination, must have achieved 3 NQRs at the Preliminary level or higher plus an additional NQR at the Preliminary level or higher with no more than 20 Jumping Penalties at obstacles on the Cross Country test.

	FEI Requirements	USEF Requirements
CCI 1*		<ul style="list-style-type: none"> 3 Preliminary or higher (NQR) 1 Preliminary or higher (NQR) with no more than 20 Jumping Penalties at obstacles on the Cross Country test

3.1.5. CCI2*

3.1.5.1 UNCATEGORIZED RIDERS

Having met the minimum eligibility requirements (MER) of the FEI, both the competitor and the horse, though not necessarily as a combination must have achieved 2 NQRs at the Intermediate level or higher.

	FEI Requirements	USEF Requirements
CCI 2*	<ul style="list-style-type: none"> 1 (CCI 1* or 1 CIC2*)+ 1 CIC2* 	<ul style="list-style-type: none"> 2 Intermediate or higher (NQR)

3.1.5.2 CCI2* “D” CATEGORIZED RIDERS

Having met the minimum eligibility requirements (MER) of the FEI as a combination, both the competitor and the horse, though not necessarily as a combination must have achieved 2NQRs at the Intermediate level of higher.

	FEI Requirements	USEF Requirements
CCI 2*	<ul style="list-style-type: none"> • 1 CCI 1*or • 1 CIC2* 	<ul style="list-style-type: none"> • 2 Intermediate or higher (NQR)

3.1.6 CCI3* Having met the minimum eligibility requirements (MER) of the FEI, both the competitor and the horse, though not necessarily as a combination must have achieved one NQR at the Advanced level or higher.

	FEI Requirements	USEF Requirements
CCI 3*	<ul style="list-style-type: none"> • 1 CCI 2*+ • 1 CIC3* 	<ul style="list-style-type: none"> • 1 Advanced HT or higher (NQR)

3.1.7 CCI4*

3.1.7.1 UNCATEGORIZED OR “D” OR “C” RIDERS

Both the competitor and the horse must have met the minimum eligibility requirements (MER) of the FEI.

	FEI Requirements	USEF Requirements
CCI 4*	<ul style="list-style-type: none"> • 2 CCI 3*+ • 2 CI 3* 	The competitor and horse must have met the minimum eligibility requirements (MER) of the FEI

3.1.7.2 CCI4* “B” CATEGORIZED RIDERS

Both the competitor and the horse must have met the minimum eligibility requirements (MER) of the FEI.

	FEI Requirements	USEF Requirements
CCI 4*	<ul style="list-style-type: none"> • 1 CCI 3*+ • 3 CI 3* 	The competitor and horse must have met the minimum eligibility requirements (MER) of the FEI

BOD 1/16/16 Effective 6/29/16

3.2 CATEGORIZED RIDERS

Listed below are the USEF requirements to compete in an FEI Competition. Additionally all horses and riders must meet the minimum eligibility requirements (MER) published by the FEI. Where FEI requirements refer to a “CI” this may be satisfied by achieving an MER at a CCI or CIC of the level stated. When multiple Minimum Eligibility Requirements are required, one of the Minimum Eligibility Requirements can be achieved incurring 20 penalties at the obstacles of the Cross Country Test. All USEF requirements do not need to be achieved as a combination.

At the CI* level and above, at least one Qualifying Result must be obtained in the twelve month period prior to the competition. e.g. a horse and/or rider who have achieved a QR at a CI3*/CNC3* level of competition and who have not competed for over twelve months must first achieve a QR at the next lowest height level. *BOD 1/16/16 Effective 4/1/16*

3.2.1 CIC1* There are no requirements for horses ridden by categorized riders at this level.

3.2.2 CIC2* The horse must have achieved 3 NQRs at the Preliminary level or higher plus an additional NQR at the

Preliminary level or higher with no more than 20 Jumping Penalties at obstacles on the Cross Country test.

	Rider Category	FEI Requirements	USEF Requirements
CIC 2*	A-B-C -D FEI Riders		<ul style="list-style-type: none"> • 3 Preliminary or higher (NQR) + • 1 Preliminary or higher (NQR) with no more than 20 Jumping Penalties at obstacles on the Cross Country test.

3.2.3 CIC3* All “C & D” categorized riders must use the eligibility requirements for uncategorized athletes. The Horse must have achieved 2 NQRs at the Intermediate level or higher.

	Rider Category	FEI Requirements	USEF Requirements
CIC 3*	A-B FEI Riders	<ul style="list-style-type: none"> • 1 CI 2* 	<ul style="list-style-type: none"> • 2 Intermediate or higher (NQR)

3.2.4 CCI1* The horse must have achieved 3 NQRs at the Preliminary level or higher plus an additional NQR at the Preliminary level or higher with no more than 20 Jumping Penalties at obstacles on the Cross Country test.

	Rider Category	FEI Requirements	USEF Requirements
CCI 1*	A-B-C-D FEI Riders		<ul style="list-style-type: none"> • 3 Preliminary or higher (NQR) + • 1 Preliminary or higher (NQR) with no more than 20 Jumping Penalties at obstacles on the Cross Country test.

3.2.5 CCI2* All “D” categorized riders must meet the eligibility requirements set forth in Section 3.1.5.2 above. For “A, B & C” categorized riders, the horse must have achieved 2 NQRs at the Intermediate level or higher.

	Rider Category	FEI Requirements	USEF Requirements
CCI 2*	A-B-C FEI Riders	<ul style="list-style-type: none"> • (1 CCI 1* or 1 CIC 2*) 	<ul style="list-style-type: none"> • 2 Intermediate or higher (NQR)

EV - EVENTING DIVISION

3.2.6 CCI3* All "C & D" categorized riders must use the eligibility requirements for uncategorized athletes. The horse must have achieved 1 NQR with no more than 20 Jumping Penalties at obstacles on the Cross Country test a CIC3* or higher.

	Rider Category	FEI Requirements	USEF Requirements
CCI 3*	A-B FEI Riders	<ul style="list-style-type: none"> 1 CCI 2* 	<ul style="list-style-type: none"> 1 CIC 3* or higher with no more than 20 Jumping Penalties at obstacles on the Cross Country test.

3.2.7 CCI4* Both the competitor and the horse, **as a combination**, must have met the minimum requirements of the FEI.

	FEI Requirements	USEF Requirements
CCI 4*	<ul style="list-style-type: none"> 1 CCI 3* (as a combination) 	<ul style="list-style-type: none"> The competitor and horse must have met the minimum eligibility requirements (MER) of the FEI

BOD 1/16/16 Effective 6/29/16

4 SECTIONS

- a. 4.1 JUNIOR (J) - Open to competitors through the end of the calendar year of their 18th birthday.
- b. 4.2 YOUNG RIDER (YR) - Open to competitors through the end of the calendar year of their 21st birthday.
- c. 4.3 SENIOR (S) - Open to competitors from the beginning of the calendar year of their 19th birthday.
- d. 4.4 AMATEUR (A) The following may participate in Eventing competitions as an Amateur.
 - e. a. Any competitor in possession of a valid Amateur card issued by the USEF, or
 - f. b. Any Senior USEA member who competes in the Training, Novice or Beginner Novice Level who meets the requirements of Federation GR1306. Individuals declaring such status must present, upon demand, an audited financial statement in support of the claim of eligibility; failure to do so will be deemed a violation. Misrepresentation of eligibility under this provision will subject an individual to disciplinary action under GR1307.6, GR1307.8, GR1308.3 and Chapter 6. Amateur certification under this provision is valid for Eventing competitions only and does not confer Amateur status for participation in any other Breed or Discipline.
- g. 4.5 RIDER (R) - Open to competitors who have not completed an event above the next highest level in the 5 years preceding the date of the competition, e.g. a Novice Rider may have completed an event at Training level, but not Preliminary level or higher in the 5 years preceding the date of the competition; a Training Rider may have completed an event at Preliminary level, but not Intermediate level or higher in the 5 years preceding the date of the competition.
- h. 4.6 HORSE (H) - Open to competitors of any age, horse may not have completed an event above the next highest level. e.g. a Novice Horse may have completed an event at Training level, but not Preliminary level or higher; a Training Horse may have completed an event at Preliminary level, but not Intermediate level or higher.
- i. 4.7 For the purposes of this rule, FEI divisions are considered to be one level higher than the equivalent National division, e.g. FEI One Star is one level higher than a Preliminary Horse Trial. A rider who has completed an event at the Advanced Level is not eligible to compete as an Intermediate rider.
- j. 4.8 YOUNG HORSE (YH) - Open to competitors of any age, horse may not have competed above the level and meets the following age restrictions:
 - k. 4.8.1 Novice - four or five years of age.
 - l. 4.8.2 Training - four or five years of age.
 - m. 4.8.3 Preliminary - five or six years of age.
 - n. 4.8.4 Intermediate - six or seven years of age.
 - o. 4.8.5 Advanced - six or seven years of age.
- p. 4.9 OPEN (O) - Both horse and rider may have competed at any level.
- q. 5 CHAMPIONSHIP (CH) - open to all qualified riders on qualified horses.
- r. OTHER - Restricted by breed or other designation as defined by Organizing Committee, approved by the Federation/USEA, and designated in the Omnibus listing.

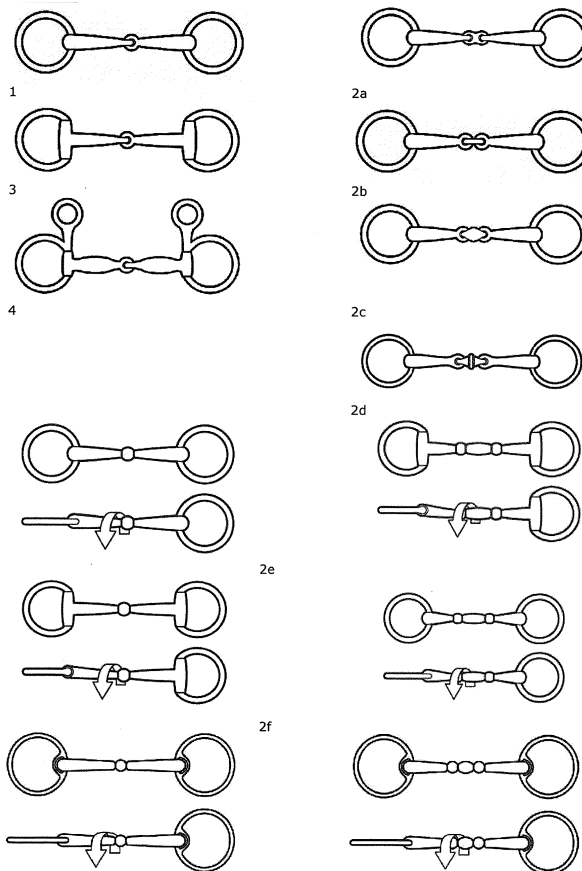
APPENDIX 4 - EVENTING - PERMITTED SADDLERY FOR DRESSAGE

Captions to plates showing permitted bits

Various double bridle bits

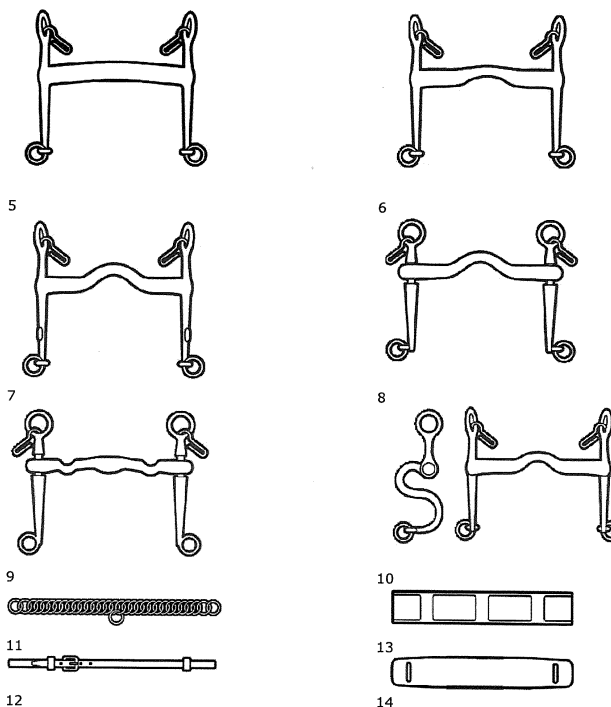
Bridoons:

1. Loose ring bridoon bit.
2. a,b,c Bridoon bit with jointed mouthpiece where the middle piece should be rounded.
- Eggbutt sides also allowed.
2. d - Bridoon bit with rotating middle piece.
2. e - Bridoon Rotary bit with rotating middle piece.
2. f – Bridoon Rotary bit with rotating middle piece and looped rings
3. Egg-butt bridoon bit.
4. Bridoon bit with hanging cheeks.



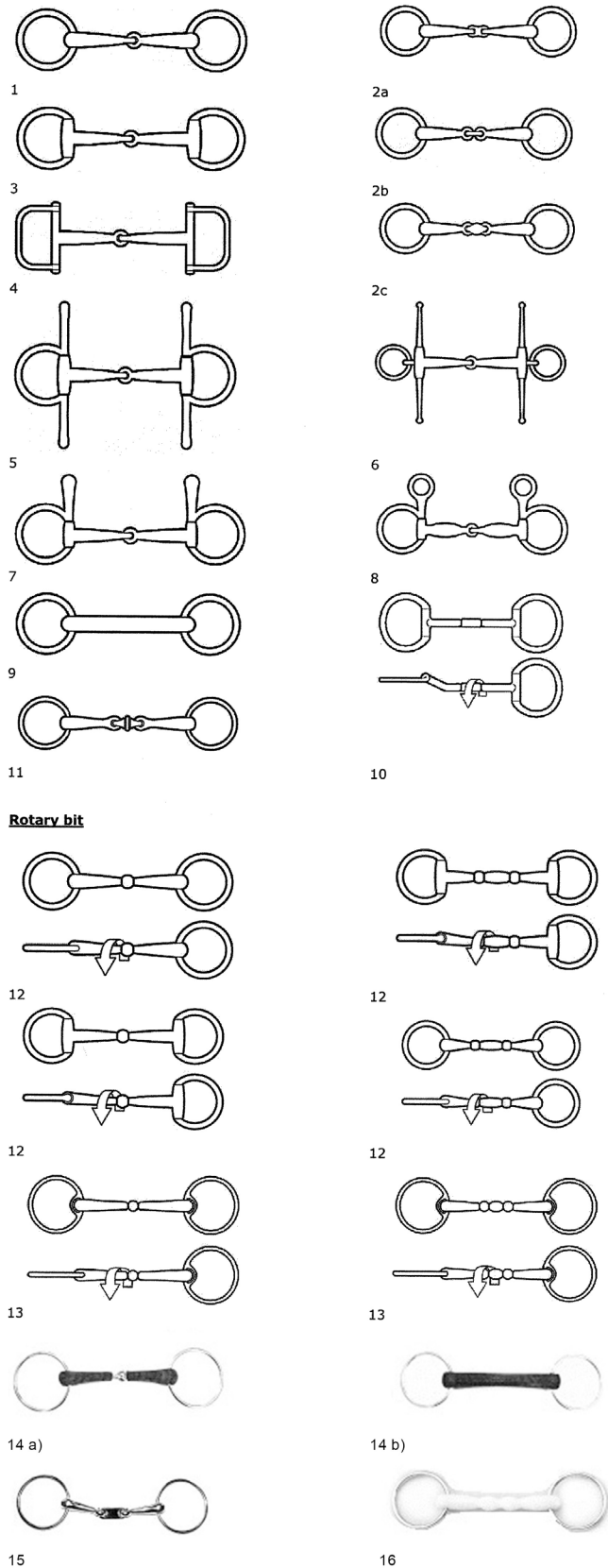
Curbs :

5. Half-moon curb bits.
- 6.+7. Curb bit with straight cheeks and port.
8. Curb bit with port and sliding mouthpiece (Weymouth).
- A curb bit with rotating lever arm is also allowed.
9. Variation of bits No 6, 7 & 8.
10. Curb bit with S-curved cheeks.
11. Curb chain (metal or leather or a combination).
12. Lip strap.
13. Leather cover for curb chain.
14. Rubber cover for curb chain.

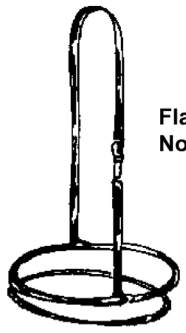


Various snaffle bridle bits:

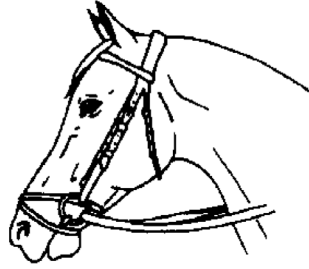
1. Loose ring snaffle
2. a,b,c,
Snaffle with jointed mouthpiece where middle piece should be rounded. Egg-butt sides also allowed.
3. Egg-butt snaffle.
4. Racing snaffle D-ring.
5. Egg-butt snaffle with cheeks.
6. Loose ring snaffle with cheeks (Fulmer).
7. Snaffle with upper cheeks only.
8. Hanging cheek snaffle.
9. Straight bar snaffle. Permitted also with mul-
len mouth and with egg butt rings.
10. Snaffle with rotating mouthpiece.
11. Snaffle with rotating middle piece.
12. Rotary bit with rotating middle piece.
- 13 Rotary bit with rotating middle piece and
looped rings
14. Rubber or leather snaffle jointed (a) or
unjointed (b)
15. Dr. Bristol
16. Happy Mouth (includes loose ring, round
ring, dee-ring, flat ring, egg butt, and full
cheek styles)



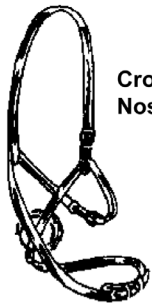

Rotary bit




Flash
Noseband



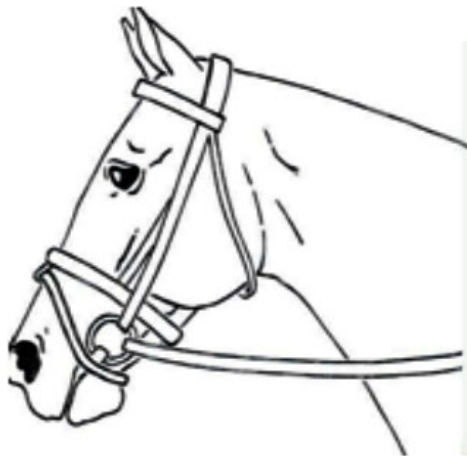
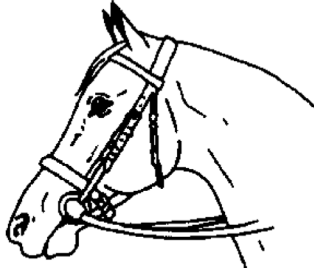
Drop
Noseband



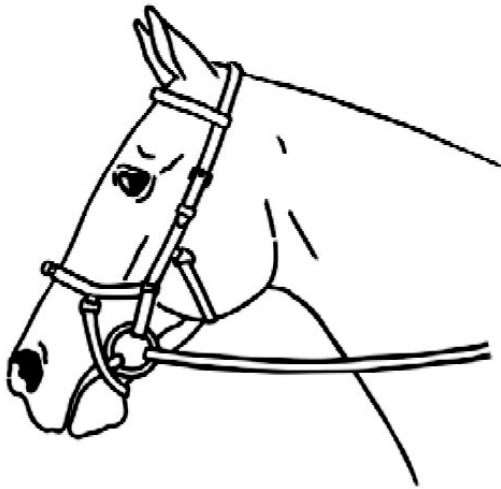
Crossed
Noseband



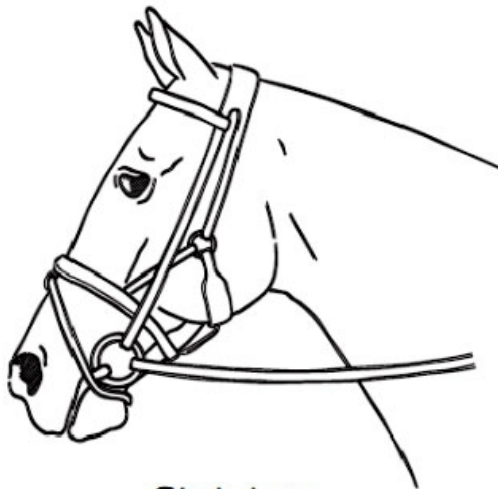
Cavesson
Noseband



Flash noseband



Micklem bridle

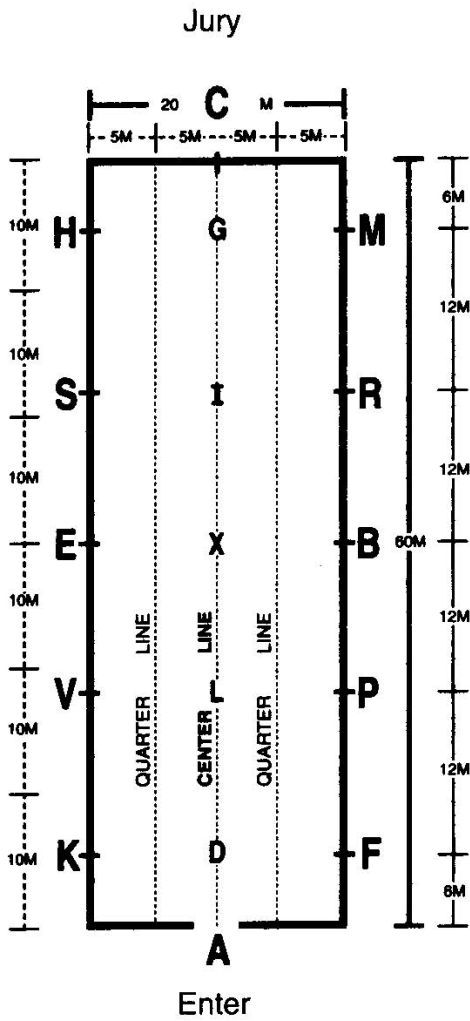


Stotztem
(combined noseband – no throat lash)

APPENDIX 5 - EVENTING - DRESSAGE ARENAS

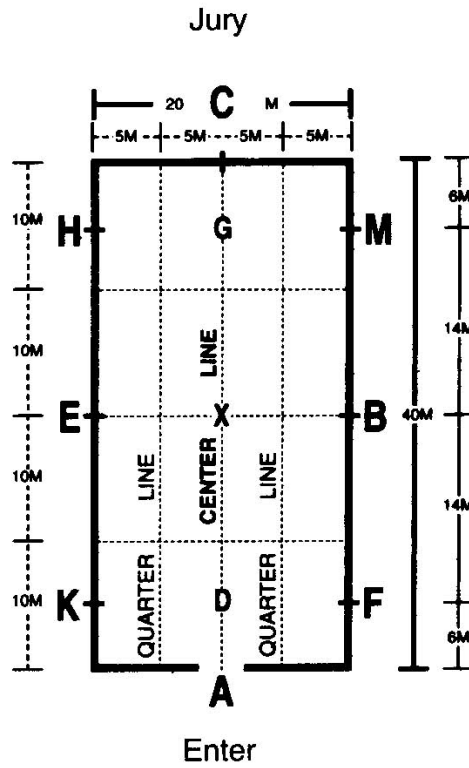
STANDARD ARENA
(20m x 60m)

Diagonal Length:
63.25 m = 207'6"



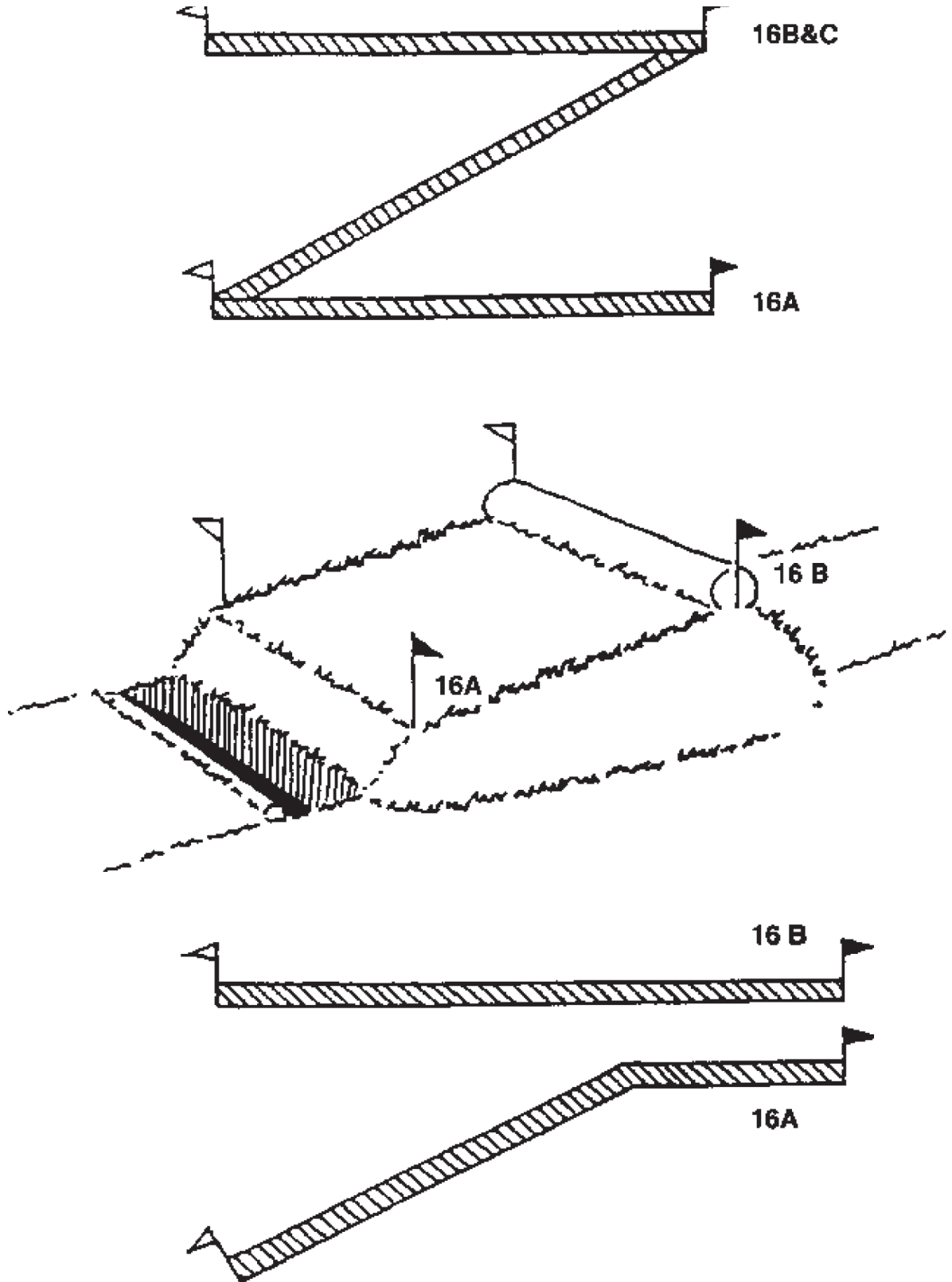
SMALL ARENA
(20m x 40m)

Diagonal Length:
44.72 m = 146'9"



APPENDIX 6 - EVENTING - CROSS-COUNTRY OBSTACLES

WITH SEVERAL ELEMENTS



APPENDIX 7 - EVENTING - DIAGRAMS OF FAULTS

Diagram nr 1

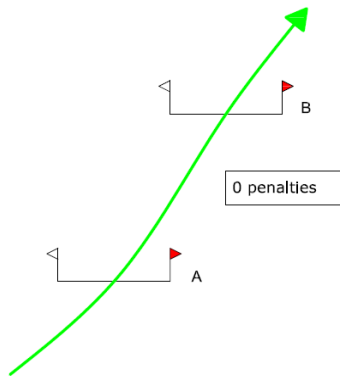


Diagram nr 2

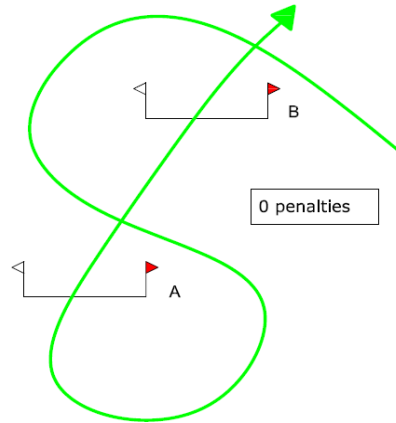


Diagram nr 3

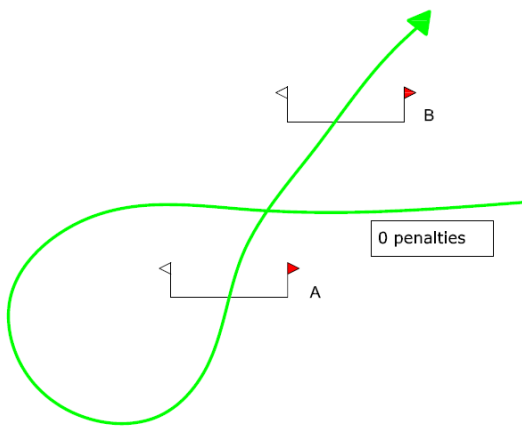


Diagram nr 4

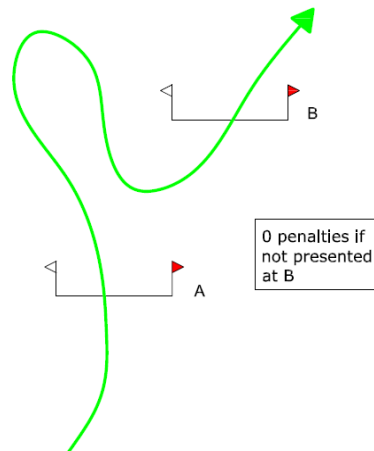


Diagram nr 5

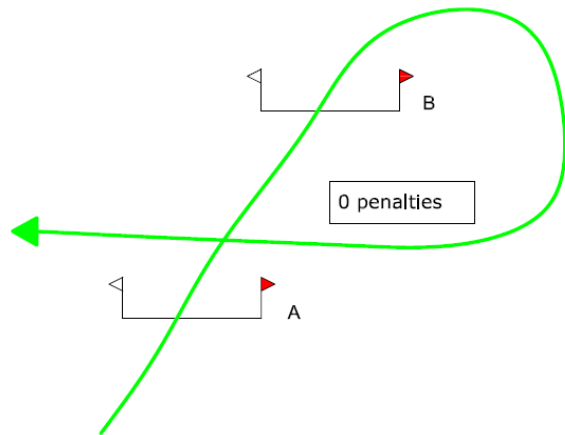


Diagram nr 6

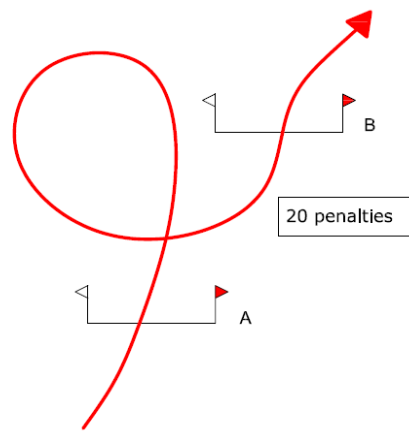


Diagram nr 7

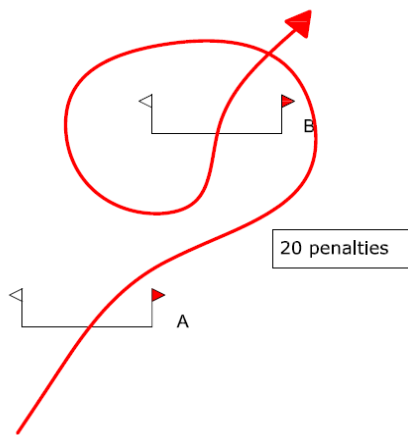


Diagram nr 8

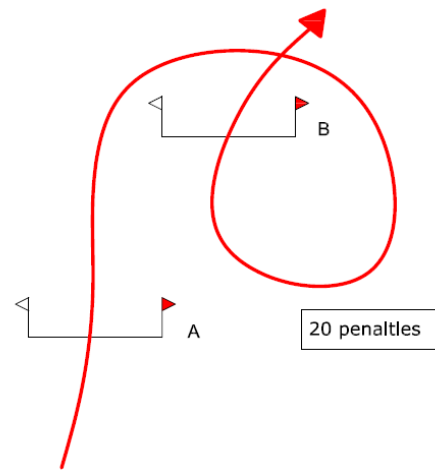


Diagram nr 9

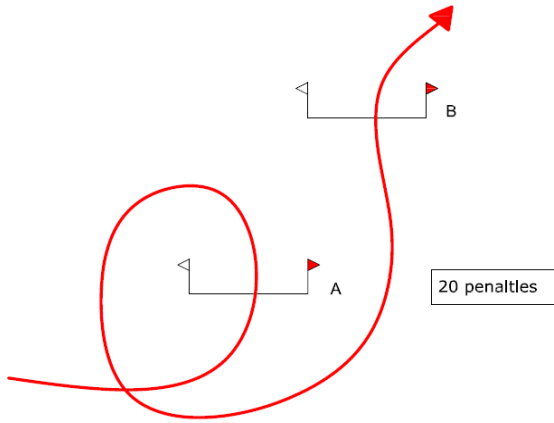


Diagram nr 10

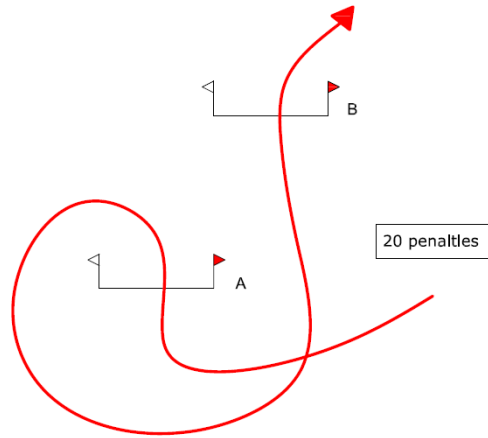


Diagram nr 11

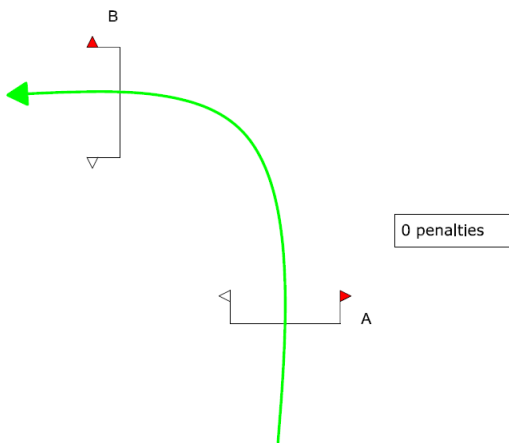


Diagram nr 12

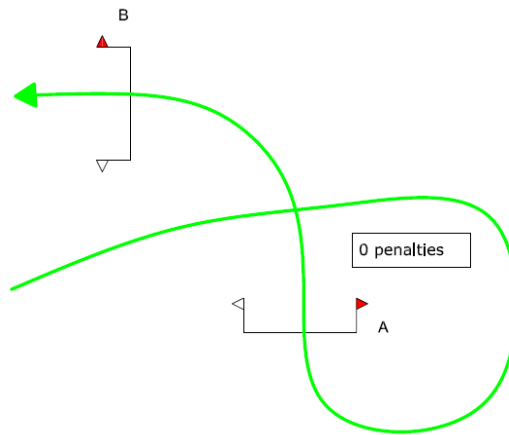


Diagram nr 13

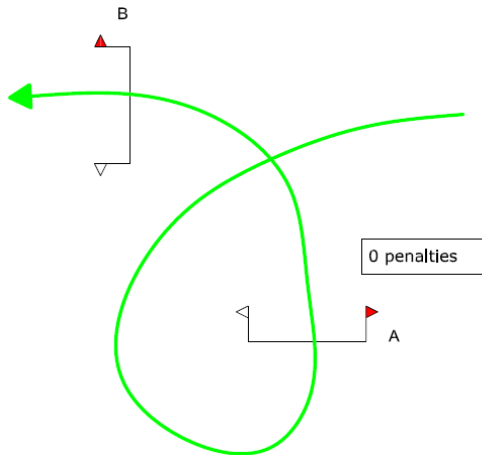


Diagram nr 14

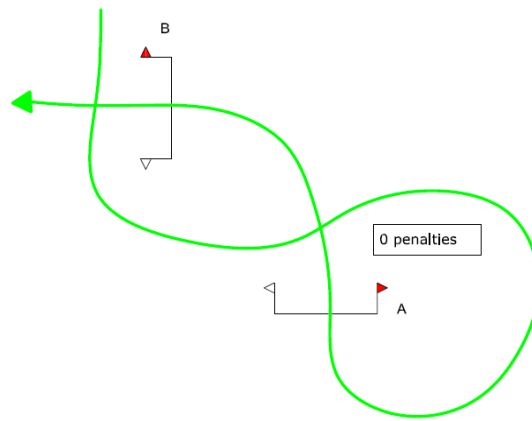


Diagram nr 15

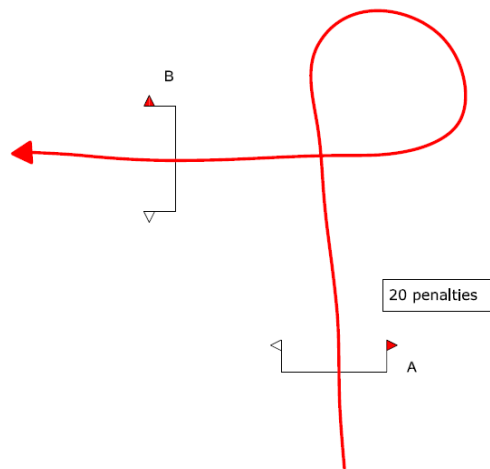


Diagram nr 16

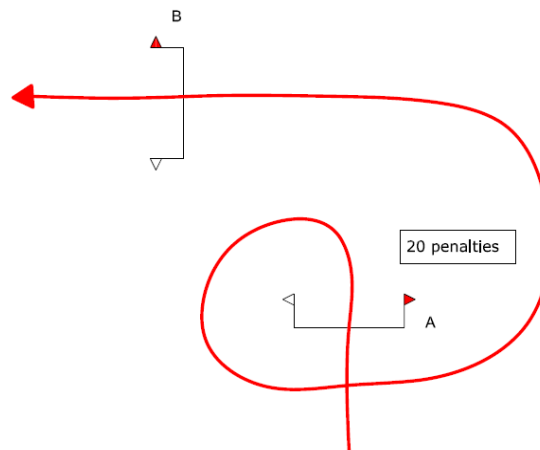


Diagram nr 17

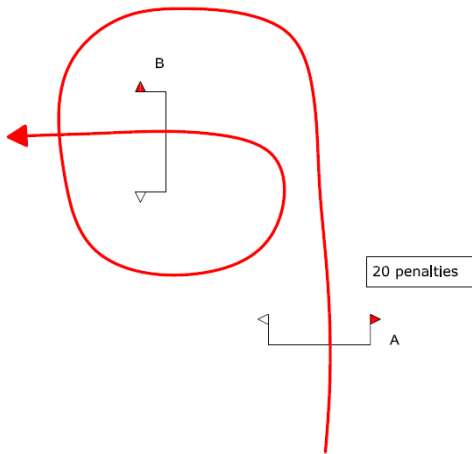


Diagram nr 18

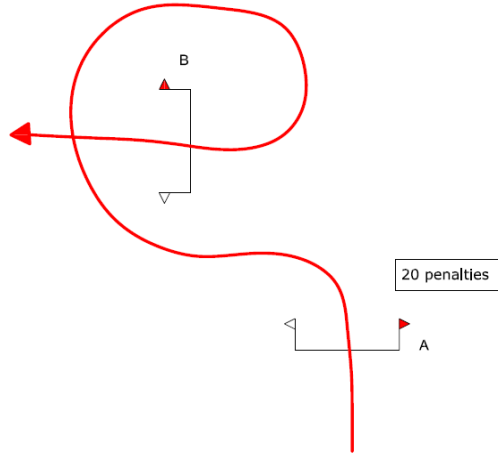


Diagram nr 19

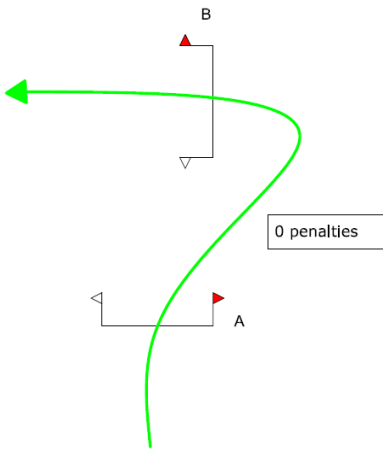


Diagram nr 20

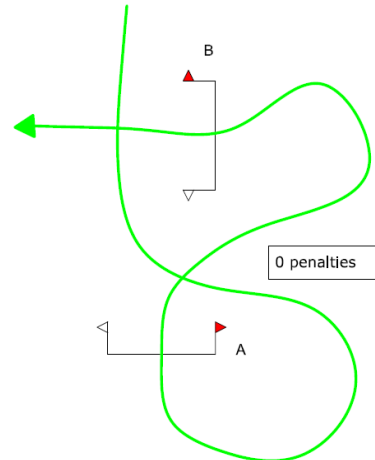


Diagram nr 21

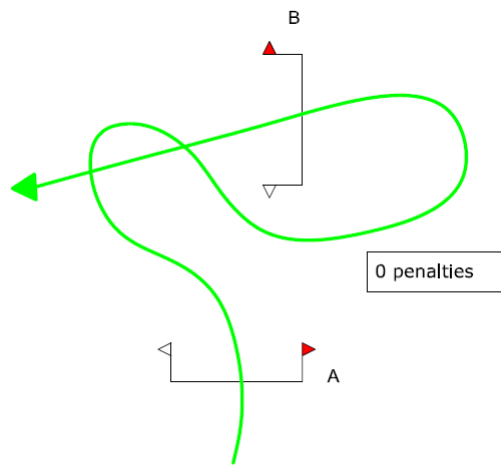


Diagram nr 22

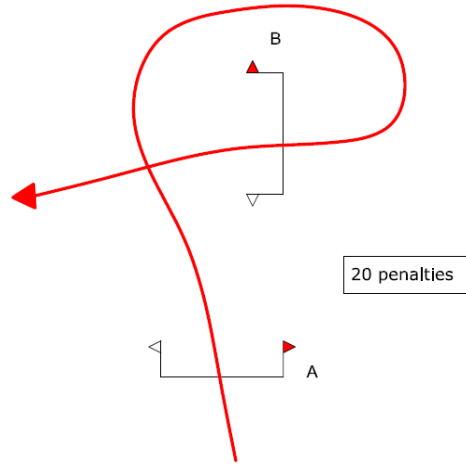


Diagram nr 23

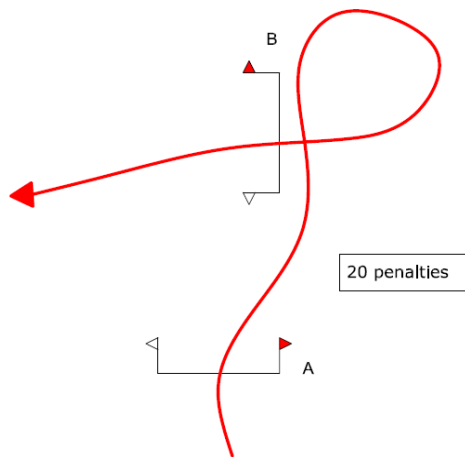


Diagram nr 24

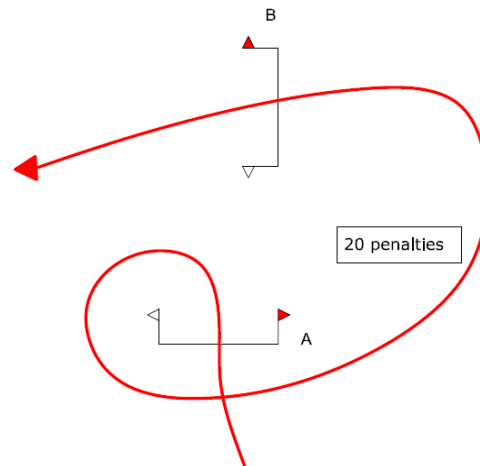


Diagram nr 25

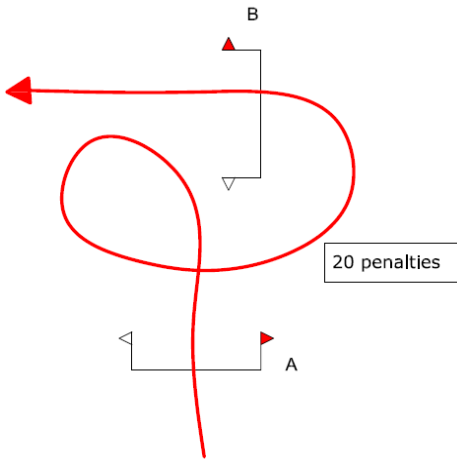


Diagram nr 26

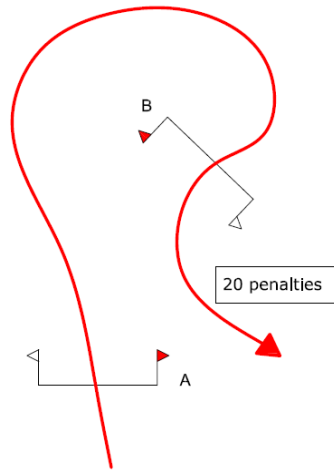


Diagram nr 27

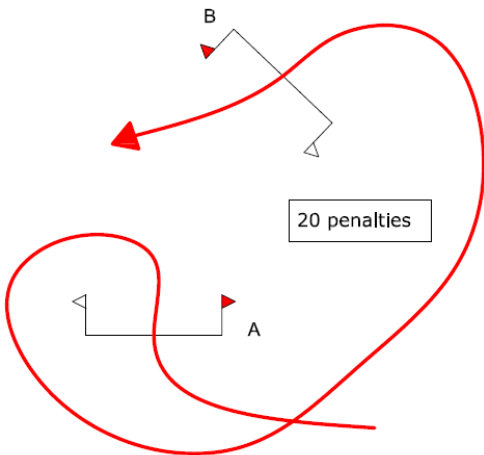


Diagram nr 28

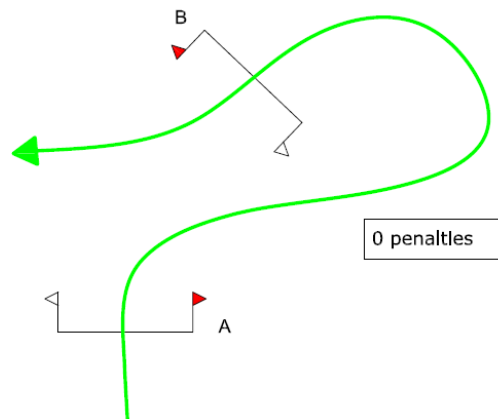


Diagram nr 29

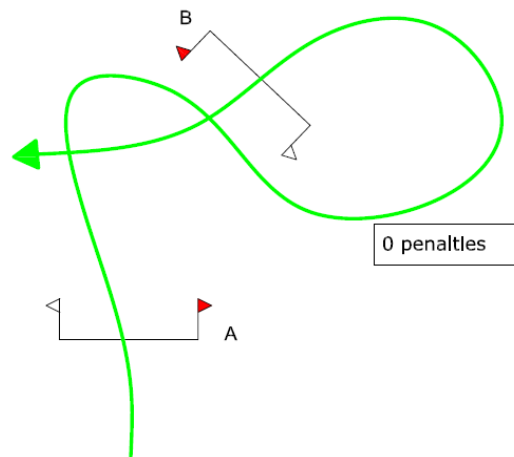
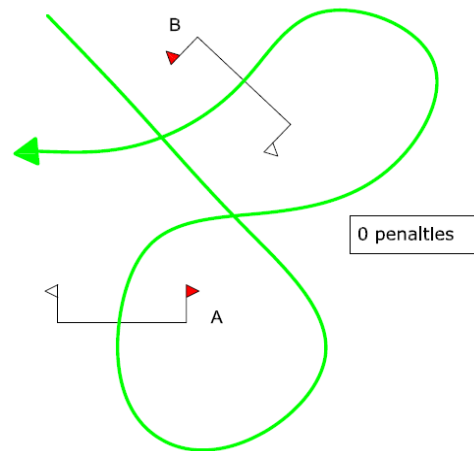


Diagram nr 30



APPENDIX 8 - SPECIFICATIONS FOR THREE DAY EVENTS

1. Objective- Three-Day Events provide experience for competitors and horses in the four-phase cross-country test.
2. Participation-A horse may be entered in a Three Day Event without having fulfilled the qualifications noted in Appendix 3 provided the qualifications have been fulfilled by the closing date for entries.
3. Tables of Speeds, Times, Distances and Jumping Efforts -
4. Dimensions—For cross-country and jumping obstacles - see Appendix 2. The height of the fixed part of steeple-chase obstacles shall not exceed 1 meter (3'3").

Cross Country	Training	CCN 1* Preliminary
A	220 mpm, 10-16 min. 2200-3520m	220 mpm, 16-20 min. 3520-4400m
B	500-520 mpm, 2.5 or -3 min. 1250 -1560m	570-640 mpm, 3 or-3.5 min. 1710-2240m
Jumping Efforts	4-6 Height of Brush fence 3'11"	5-7 Height of Brush fence 4. 3"
C	160 or 220 mpm, 15-25 min. 2400-5500m	160 or 220 mpm, 20-30 min. 3200-6600m
D	450-470 mpm 5-7 min. 2250-3150m @450mpm or 2350-3290m @470 mpm	520 mpm, 6-8 min. 3120-4160m
Efforts, maximum	20-28 There should not be more than one effort per commenced 120 m @ 470 m or no more than one effort per commenced 110m @450m.	24-32 There should not be more than one effort per commenced 130m.
Jumping	Training Level	Preliminary
Speed Allowed Length Height	See Appendix 2	See Appendix 2

CHAPTER FR FRIESIAN AND PART-BRED FRIESIAN

SUBCHAPTER FR1 GENERAL QUALIFICATIONS

FR101 Eligibility to Compete

FR102 Falls

FR103 Shoeing and Hoof Specifications

FR104 Conformation for all horses (Refer to In Hand section for exceptions to the general conformation rules)

SUBCHAPTER FR-2 IN HAND

FR105 Purebred Friesian

FR106 Part-Bred Friesian

FR107 General

FR108 Appointments

FR109 Attire

FR110 Judging Criteria for in Hand and Specialty in Hand Classes

FR111 Class Specifications for In Hand and Specialty in Hand Classes

FR112 Presentation for in Hand Classes

FR113 Get of Sire and Produce of Dam (Specialty In-Hand Classes)

FR114 Friesian Baroque in Hand

FR115 Dressage and Sport Horse In-Hand

FR116 Judging Criteria

FR117 Class Specifications

FR118 Championships

SUBCHAPTER FR-3 PARK HORSE

FR119 General

FR120 Qualifying Gaits

FR121 Appointments

FR122 Attire

FR123 Judging Criteria

SUBCHAPTER FR-4 ENGLISH PLEASURE SADDLE SEAT

FR124 General

FR125 Qualifying Gaits

FR126 Appointments

FR127 Attire

FR128 Judging Criteria

SUBCHAPTER FR-5 COUNTRY ENGLISH PLEASURE- SADDLE SEAT

FR129 General

FR130 Appointments

FR131 Qualifying Gaits

FR132 Friesian Country English Pleasure Class Specifications

SUBCHAPTER FR-6 ENGLISH PLEASURE—HUNT SEAT

FR133 General
FR134 Appointments
FR135 Qualifying Gaits
FR136 English Pleasure - Hunt Seat Class Specifications

SUBCHAPTER FR-7 DRESSAGE

FR137 General

SUBCHAPTER FR-8 DRESSAGE HACK

FR138 General
FR139 Appointments
FR140 Qualifying Gaits and Class Specifications

SUBCHAPTER FR-9 DRESSAGE SUITABILITY

FR141 General
FR142 Appointments
FR143 Qualifying Gaits and Class Specifications

SUBCHAPTER FR-10 HUNTER HACK

FR144 General
FR145 Appointments
FR146 Qualifying Gaits
FR147 Class Specifications

SUBCHAPTER FR-11 ENGLISH SHOW HACK

FR148 General
FR149 Appointments
FR150 Qualifying Gaits
FR151 Class Specifications

SUBCHAPTER FR 12 FINE HARNESS

FR152 General
FR153 Appointments
FR154 Gait Requirements.
FR155 Line Up
FR156 Ring Attendants
FR157 Awards
FR158 Classes Offered and Specifications

SUBCHAPTER FR-13 SHOW PLEASURE DRIVING

FR159 General
FR160 Qualifying Gaits
FR161 Appointments
FR162 Attire
FR163 Show Pleasure Driving Class Specifications

SUBCHAPTER FR-14 COUNTRY PLEASURE DRIVING

FR164 General

FR165 Appointments

FR166 Qualifying Gaits

FR167 Country Pleasure Driving Class Specifications

SUBCHAPTER FR-15 SPORT PLEASURE DRIVING

FR168 General

FR169 Appointments

FR170 Qualifying Gaits

FR171 Class Specifications

SUBCHAPTER FR-16 FRIESIAN SJEES TRADITIONAL SHOW DRIVING

FR172 General

FR173 Appointments

FR174 Attire

FR175 Qualifying Gaits

FR176 Class Specifications

SUBCHAPTER FR-17 CARRIAGE COSTUME

FR177 Carriage Costume Period/Fantasy

FR178 Appointments

FR179 Qualifying Gaits

FR180 Carriage Costume Class Specifications

SUBCHAPTER FR-18 CARRIAGE DRIVING

FR181 Carriage Pleasure Driving

SUBCHAPTER FR-19 WESTERN PLEASURE

FR182 General

FR183 Appointments

FR184 Qualifying Gaits

FR185 Western Pleasure Class Specifications

SUBCHAPTER FR-20 TRAIL

FR186 General

FR187 Appointments

FR188 Judging Criteria

SUBCHAPTER FR-21 TRAIL IN HAND

FR189 General

FR190 Appointments

FR191 Attire

FR192 Judging Criteria

SUBCHAPTER FR-22 SHOWMANSHIP

- FR193 Junior Exhibitor Showmanship in Hand General
- FR194 Appointments
- FR195 Class Conduct
- FR196 Judging Guidelines
- FR197 Specifications
- FR198 Tests from which the Judge may choose:
- FR199 Additional tests from which the Judge may choose:
- FR200 Showmanship Faults:
- FR201 Quarter System

SUBCHAPTER FR-23 EQUITATION

- FR202 General
- FR203 Saddle Seat Equitation
- FR204 Hunter Seat Equitation
- FR205 English Equitation - All Seats
- FR206 Western Seat Equitation
- FR207 Walk-Trot Equitation
- FR208 Lead line Equitation Walk-Trot 10 & under
- FR209 Lead line Equitation—6 and under

SUBCHAPTER FR-24 COSTUME

- FR210 General
- FR211 Appointments
- FR212 Period Costume
- FR213 Fantasy Costume
- FR214 Armor Costume
- FR215 Qualifying Gaits
- FR216 Class Specifications.

SUBCHAPTER FR-25 TANDEM RIDING

- FR217 General
- FR218 Appointments
- FR219 Attire
- FR220 Qualifying Gaits
- FR221 Tandem Class Specifications

SUBCHAPTER FR-26 MISCELLANEOUS

- FR222 Walk—Trot
- FR223 Liberty Class

SUBCHAPTER FR-27 REINING

- FR224 Reining

SUBCHAPTER FR-28 WESTERN DRESSAGE

- FR225 Western Dressage

CHAPTER FR FRIESIAN AND PART-BRED FRIESIAN

For more information contact:

The International Friesian Show Horse Association

<http://www.friesianshowhorse.com/>

By email: ifsha@friesianshowhorse.com

SUBCHAPTER FR1 GENERAL QUALIFICATIONS

FR101 Eligibility to Compete

1. Horses shown in this division must have been issued a membership certificate from International Friesian Show Horse Association (IFSHA) confirming verification of Friesian heritage and identity with IFSHA or have an application applied for IFSHA recognition at the competition. Refer to FR101.2.
 - a. Horse Owners/lessees competing in Purebred & Part-Bred Friesian USEF licensed competitions must be members in good standing with the International Friesian Show Horse Association (IFSHA). In order to compete, horse owners/lessees must provide a copy of their IFSHA membership card and a copy of the horse's IFSHA membership certificate with entry form at the time of making entry prior to the competition, presenting to the competition office at the time of entry or by applying for their membership card and horse membership certificate at the competition but before the competition number will be released.
 - b. Individuals signing the USEF Entry Agreement (i.e. rider, driver, handler, agent of an owner, and trainer) for horses competing in the Friesian division must be members of IFSHA or pay to IFSHA a non member fee for each competition in which competing. Horse owners/lessees must be members of IFSHA as required in FR101.1a. Exception: When a parent/guardian is signing for a minor, they do not have to be IFSHA members or pay the IFSHA non-member fee.
2. Any Friesian bred horse regardless of color, height and/or registry that can prove its Friesian heritage and identity is eligible to compete provided that the horse and the horse's owner/lessee are IFSHA members in good standing, and the horse has been issued an IFSHA membership certificate or application applied for through the competition office.
 - a. Horses and/or horse owners/lessees can make application for membership to IFSHA at a USEF licensed competition provided that the following items are given to the competition secretary prior to the release of the competition number.
 1. IFSHA Membership application or membership card for horse owner/lessee
 2. IFSHA Membership application for horse
 3. Payment in full
 4. Proof of Friesian Heritage, which shall include a copy of the horse's breed registry registration certificate.
 5. Proof of Permanent Identification (IFSHA Equine Identity Record form must be completed if proof of identification does not appear on the horse's breed registration certificate) See FR101.3
 - b. The competition secretary will forward these forms directly to IFSHA during or within 10 calendar days of the competition. IFSHA membership forms for horse and horse owner/lessee can be located on the IFSHA web site at www.friesianshowhorse.org under "Join IFSHA." A horse's Equine Identity Record form can be found in the IFSHA "Forms Library" section.
 - c. IFSHA is responsible for notifying USEF if an IFSHA membership application for horse and/or owner taken at the competition is not in compliance.
3. All horses must have a permanent identification mechanism. Acceptable forms of identification are freeze marks, tattoos, brands, tongue codes or RFID micro chips that can be verified back to the horses breed registry certificate, or a certification of administration by a licensed doctor of veterinary medicine. IFSHA and its assigns reserve the

- right to validate identification of a horse at any time, inclusive of DNA verification by mane or tail hair sampling.
4. All horses must be registered with a foreign or domestic registry that maintains proof of Friesian heritage through DNA testing and record maintenance. IFSHA and its assigns reserve the right to validate the horse DNA at the horse owner's expense in the event that a protest or grievance has been filed with IFSHA and/or the USEF. Part-Bred Friesians must have at least 50% pure Friesian blood.
 5. Friesian Bred Horses are not considered mature until the age of six. A Junior Horse is one that is three to five years of age and a Senior Horse is six and older.
 6. Purebred Friesians and Part-Bred Friesians cannot compete in the same classes.
 7. Purebred Friesians and Part-Bred Friesians cannot be shown under saddle until they are three years old.
 8. Purebred Friesians and Part-Bred Friesians cannot be shown in any driving class until they are three years old.
 9. Substitution of a horse or horses may be made in classes where more than one horse represents an entry (i.e. Four In Hand, Tandems). In such cases substitution of up to three horses in a Four In Hand or one horse in Tandem Riding may be made. If a horse is sold or injured after the closing of entries exhibitor may post enter another horse in the same class (see GR911).
 10. Horses must be serviceably sound and in good condition. Horses showing evidence of lameness will be excused from the ring. Eyesight; horse must possess one eye that is not visually impaired. One eye prosthetic or an eye that is damaged/impaired either by illness, injury, or due to birth defect is permissible in all performance classes. Exceptions; In Hand, Western Trail, Hunter Hack, and Combination Drive, Ride, and Jump classes.
 11. The use of, or application of, to or into any horse (other than legal levels of allowed medications) any foreign or caustic substance, such as ginger, mustard, pepper, or abrasives which would alter or influence a horse's natural carriage, movement or behavior, is prohibited.
 12. The injecting of any foreign substance into a horse's tail, ears, the cutting of tail ligaments, soreing or maiming of feet, or any such practice which would alter or influence a horse's natural carriage, movement or behavior, is prohibited.
 13. Horses must be shown without artificial appliances (see GR802.2). Anything that alters the intended use of equipment as provided for in the description of appointments for a given class is considered to be an artificial appliance. This includes but is not limited to tongue ties and/or mouth ties (see GR802.2). Gag bits of any type are prohibited in any discipline/section. Action produced by artificial methods shall be penalized. The use of any devices or aides that alter the natural movement of the horse (such as chains, shackles, rubber bands) are strictly prohibited at any competition. Any animal with prohibited equipment must be disqualified from further competition and forfeit all entry fees and winnings. **Nasal strips are prohibited. BOD 2/29/16 Effective 4/1/16**
 - a. Half cup blinkers are permitted during warm up and are not considered an artificial appliance.
 14. Judges may penalize contestants who do not conform to rules regarding appointments, tack and attire. Exception: Refer to appropriate division rules for Dressage, Carriage Pleasure Driving, Junior Exhibitor Equitation and Western classes.
 15. Abusive Treatment: Excessive use of whip or other abusive equipment on a horse, inside or outside the arena is forbidden, constitutes a violation under Chapter 7, and renders the offender subject to penalty. The show committee must bar violators from further participation for the remainder of the competition (See GR839.)
 - a. Judges must excuse from the ring any horse shown In Hand that possesses a whip mark or welt on any portion of the horse. The judge(s) finding of fact with respect to the presence or absence of a whip mark (welt) evident during a class shall be final.
 - b. A whip mark or welt shall be defined as an inflammation of skin resulting in a swelling, and in extreme cases, a laceration or abrasion.
 16. Stallions may be exhibited by individuals in any class/discipline. Exception: Stallions are prohibited in Showmanship, Walk/Trot Equitation and Lead Line classes.

17. For protective headgear requirements and information please see GR801.2 through GR801.7.
18. The use of color changing products on purebred Friesians and Part-Bred Friesians in order to change the natural color variations such as brown or white on the mane, tail, head, body and/or legs/hooves shall result in elimination from the class.
19. The use of black or clear hoof polish is permissible.
20. Braiding exceptions should refer to each discipline section.
21. Purebreds should be shown in their natural splendor with full mane, tail and feathering.
22. Part-Breds should be shown in their natural splendor with full mane and tail. Part-Breds leg hair may be clipped from the back of the coronary line to the upper cannon bone.
23. If a bridle path is clipped, it is recommended that it not exceed a maximum of two inches. No bridle path is preferred. The addition of supplemental hair in manes, tails or feathers shall be cause for disqualification from the class.
24. The use of glitter or other such exterior body products while showing is prohibited (Exception: Costume Classes).
25. The showing of Purebred and Part-Bred Friesians in the same class is not permitted. An exception to this rule can only be granted by IFSHA Board of Directors on a case by case basis. If such approval is granted, Purebred Friesians and Part-Bred Friesians shown in the same class must be judged and awarded separately just as if the class was conducted separately.
 - a. Exception: In Equitation and Showmanship Purebred and Part-bred horses may be judged in the same class.
BOD 1/16/16 Effective 4/1/16
26. Qualification of a class or Grand National entry of more than one horse per entry; at least one horse of the original qualifying group must show in the respective championship class or Grand Nationals.
27. Championship classes - To be eligible, horses must have been entered, shown, and judged in a designated class at the qualifying competition.
 - a. Exception: At IFSHA Regional and National competitions, qualification criteria must be posted on the IFSHA website www.friesianshowhorse.com, and those specifications must also be printed in the prize list. Qualifying criteria must be posted no later than six (6) months prior to the start date of the competition.
28. At the IFSHA World and Grand National Championship Horse Show, a Friesian or Part-bred Friesian horse may not be shown in more than five performance classes (which could include equitation classes or a maximum of three Dressage tests) per day. There is no limit to the number of classes a horse may be shown for In-Hand/Halter/Showmanship classes.
29. Electronic communication devices used for purposes of coaching exhibitors during a competition shall be prohibited in all classes in the Friesian Division. Exhibitors with a permanent hearing impairment are permitted to use an electronic communication device upon submission of a written certification from a treating medical professional's office certifying the permanent hearing impairment and certifying the requirement of an electronic communication device. The certifying medical certification must be provided to the competition Steward within a reasonable time prior to competing who shall attach a copy to the Steward report.
30. An exhibitor with a disability (other than hearing), will be provided reasonable accommodation upon submission of a written certification from a treating medical professional's office certifying the disability and identifying the accommodation necessary for the exhibitor to compete safely. The medical certification must be provided to the competition Steward within a reasonable time prior to competing who shall attach a copy to the Steward report.
31. Masters Classes are restricted to amateur riders/drivers age 50 years and older. Classes are to be judged in accordance with the amateur class specifications. Manners to be of utmost importance.
32. When holding IFSHA Regional Championship classes, only one Championship class with the same title may be held at a Federation Licensed Competition.

33. RANGE OF TROT FOR ENGLISH AND DRIVING HORSES. Range of motion varies for the different English and

Driving classes. This section is intended to show the relationships between motions in these classes. This description is not intended to set a literal standard. Motion is just one part of a horse's performance, which includes many other components of evaluation. Motion involves proper balance between the front and the rear end. Significant rear-end engagement and impulsion are equally important parts of a horse's overall motion. Regardless of the height of the trot, a horse should show a rhythmic, cadenced gait with adequate suspension and freedom of movement, versus a tight, "trappy" movement.

Country English Pleasure Saddle Seat – Country Pleasure Driving:

Trot - a two-beat gait. To be an overall balanced, relaxed, easy-going trot with elasticity and freedom of movement. High action MUST be penalized. Posting is required. The trot is a two-beat diagonal gait in which opposite fore and hind feet hit the ground together. The trot must be balanced, cadenced, free moving and easy, with rhythm and drive. The trot should show power and elegant carriage with strength from the hindquarters while moving in an easy, ground covering, natural manner. The trot should never look forced, labored or artificial. High Action MUST be penalized at the normal trot and strong trot. High action is defined as an intensified and ambitious manner of moving forward with collection in an upright frame with balance created by a round, supple back with substantial engagement of the hind limbs. There is a raising of the front end of the horse's torso as a result of the hind limb thrust, which propels the horse upward, and forward energetically with determination and deliberate power with the forelegs breaking at or above level.

English Pleasure Hunter Seat – Sport Pleasure Driving:

Trot - A two beat gait: Straight and regular. The trot should be mannerly, cadenced, and balanced. To be performed at a medium speed with a free moving, long, ground covering, efficient stride that is not short, high, round, or choppy. Rider is to post the trot. The trot is a two-beat diagonal gait in which opposite fore and hind feet hit the ground together. The hunter's trot must be free flowing, balanced and cadenced with rhythm and drive. The hunter's trot should give the appearance of strength and ease of gait, a picture of elegance as the horse swings its front legs forward, through the shoulder, with each step and stretches for the ground. The hocks should bend and the hind legs should reach well under the belly, the steps reaching over the foot print of the front foot, showing power and suspension, giving the appearing of gliding over the ground. Speed is not a factor; the trot should never be hurried. Exaggerated action, (this doesn't just mean English type action, but up and down rolling motion from the knees rather than a swing through the shoulder for reach), quick, stiff or short-strided movement must be penalized. Horses trotting too fast to maintain balance and cadence should also be penalized.

English Pleasure Saddle Seat/EQ – Show Pleasure Driving:

Trot - a two-beat gait: to be performed at medium speed with moderate collection. The normal trot must be mannerly, cadenced, balanced and free moving. Posting is required. The trot is a two-beat gait in which opposite fore and hind feet hit the ground together. The trot must be balanced, cadenced, free moving and easy with rhythm and drive. The trot should show elegant carriage and strength from the hindquarters, lift and elevation through the horse's whole front end, not just the front legs. The trot should show equality of movement front end and rear end. The trot should never look forced, labored or artificial. Moderate collection in the English pleasure horse allows for higher action or knee elevation and a greater drive or thrust from the hindquarters. Through moderate collection the English pleasure horse displays higher action or knee lift because the hindquarters step further under the horse's body, lifting the forehead and allowing the horse to lift its shoulders and knees.

Park – Fine Harness:

Trot: a two-beat gait. Animated, natural and cadenced, with impulsion and power from behind, the front airy and light. The animated natural trot is extremely bold and brilliant, characterized by free shoulder action. The trot should appear effortless and be executed willingly with apparent ease. The horse is to have leg flexion with extension, (foreleg extending fully forward at full stretch with airy motion combined with hock action that is powerful and well raised, the hind leg being brought forward with a driving stride). The action should be balanced and cadenced. Loss

of form due to excessive speed shall be penalized. The trot should be a true two-beat diagonal gait. Mixed gaits, pacing or racking must be considered major faults. The trot should be a cadenced gait performed with brilliance. It should be a powerful gait with its energy originating from the hindquarters. The front end of the horse should be elevated with equal motion in both front limbs. There should be an extreme degree of collection with the horse maintaining balance. Loss of form due to extreme speed should be penalized. Each horse should perform at the rate of speed that allows him or her to maintain cadence, balance and form. *BOD 1/16/16 Effective 4/1/16*

FR102 Falls

1. The fall of horse and/or rider does not disqualify the competitor unless due to bad manners of the horse. Exceptions: Show Hack, Western Pleasure and Trail.
2. A fall in the Show Hack, Western Pleasure and Trail class requires elimination.

FR103 Shoeing and Hoof Specifications

1. General
 - a. Horses 2 and over may be shown shod or barefoot.
 - b. Horses less than 2 years of age must be shown barefoot.
 - c. If a shoe is cast during a class, the shoe and hoof are to be inspected for compliance with the rules as defined in 2.a and 3.b. If the hoof length or shoe dimensions exceed the specifications, the horse will be disqualified for the entire competition and the owner shall forfeit all prize money, sweepstakes, trophies, entry fees, ribbons and points won at said competition by said horse.
2. Hoof Specifications
 - a. The maximum length of toe for barefoot horses is 5 inches and shod horses with or without pad is 5 1/2 inches. The measurement must be conducted as defined in GR510.
 - b. Artificial lengthening of the hoof wall or altering the hoof wall is prohibited. A hoof which needs repair may be filled with artificial material as long as it follows the natural line of the hoof.
3. Shoes:
 - a. Any machine-made (keg) or handmade shoe made of magnetic steel, mild steel, or aluminum is permitted; it must be of uniform width and thickness from toe to heel. Shoes made of Tungston Carbide are prohibited.
 - b. The shoe must not exceed the dimensions of 1 1/4 inches wide by 1/2 inch thick.
 - c. A pad, if used, may be made of the following materials: leather, rubber, or plastic. Thickness is not to exceed 3/8 of an inch and overall length of toe is set at 5 1/2 inches.
 - d. The shoe is not to extend more than 1/4 inch beyond the hoof in front, and shall not exceed beyond 1/4 inch of the bulb of the heel when a perpendicular line is drawn from the bulb of the horse's heel to the ground.
 - e. Use of any kind of material other than hoof packing material (e.g. oakum, pine tar, silicone, foam rubber) and/or hoof repair material, in or around the hoof is prohibited.
 - f. A bar welded to the bottom of the shoe that extends below the shoe's surface is prohibited.
 - g. Clips: it is most desirable for clips to be drawn from the source material of the shoe. Welded clips are permitted as purchased on keg shoes if the overall height of the clip is 1 inch or less; a maximum of three clips per shoe permitted. Side clips must be set at or ahead of the widest part of the hoof.
 - h. Caulks are not permitted.
 - i. Borium is permitted on the toe and heel areas of the shoe for traction. Application of borium should not exceed 1/4 inch in height and 1 1/2 inches of area at the toe and heels. If used, this additional thickness will be taken into consideration for the overall thickness of the shoe. If the shoe gauge is used and these borium pieces are attached, the overall dimension of the shoe will either exceed the limit or be ultra thin.

4. Pads and Wedges

- a. Corrective shoeing with a wedge and artificial hoof material shall be permitted in the show ring when applied to one hoof only, for the purpose of mending a broken hoof or hoof wall. The mended hoof must match the original natural hoof.
- b. A single full pad or a single rim pad may be used. The pad may be made of the following materials: leather, rubber, or plastic. Thickness is not to exceed 3/8 of an inch and overall length of toe may not exceed 5 ½ inches.

FR104 Conformation for all horses

(Refer to In Hand section for exceptions to the general conformation rules)

1. Conformation

- a. The head is relatively short and the width is proportional to the length. The ears are small and alert with the tips pointing slightly toward each other. The eyes are large and shining. The nasal bone is slightly hollow or straight; nostrils are wide. The lips are closed and the teeth meet properly. The jaw bones are not heavy and are spread wide apart to allow the horse to breathe easily while at work. The head is set gracefully on the neck with adequate space for the throat. Overall, the head is dry and expressive and blends smoothly into the neck.
- b. The neck is lightly arched at the crest. It is long enough for the horse to bend properly and is adequately muscled. The neck is set on high and the lower neckline does not bulge between the throat and the chest.
- c. The withers are well developed, prominent and, in particular, blend gradually into the back.
- d. The back is not too long and is well muscled. A slightly low back is allowed.
- e. The loin is wide, strong and well muscled and makes a smooth transition into the croup.
- f. The croup is of good length and slopes slightly downward; it is wide and muscular. It neither forms a point nor is overly rounded.
- g. The tail is not set on too low.
- h. The gluteal muscle is long and well developed.
- i. The shoulders are long and sloping and are set widely enough apart to form a good chest, which is neither too wide nor too narrow.
- j. The ribs are long and curved, supplying ample space for the heart and lungs, without being rotund. The belly maintains sufficient depth towards the rear.
- k. The legs—The forelegs are properly positioned and when viewed from the front, are set parallel with a hoof-width of space at the ground. Viewed from the side, they are perpendicular down through the fetlock joint. The cannon bone is not too long; the forearm, however, has good length. The pastern is resilient, of good length and is at a 45 degree angle to the ground. The hooves are wide and sound.
- l. The hind legs, viewed from the rear, are straight. Viewed from the side, the legs are set directly under the hind quarters and are strong with good, sound hooves.
- m. The hind cannon is a little longer than in front; the gaskin is long, with well developed muscle. The angle at the hock is approximately 150 degrees; the rear pasterns are at a 55 degree angle to the ground.
- n. The joints in the legs are dry, well-developed, and provide a good foundation for the tendons and ligaments.
- o. The body overall appearance is more nearly a rectangle than a square. When the shoulder is long and sloping, the back is not too long, and the croup is of adequate length, the ratio of fore-, middle- and hind quarters can be an ideal 1:1:1. The horse is neither too massive nor too light.

2. To be rewarded for all horses:

Strong, powerful hind quarters, a luxurious horse that is not too heavy, but has ample power, a long, sloping shoulder, hard, dry legs, light-footed movements with a moment of suspension, size neither too small nor too large. Sufficiently long and well muscled forearm and gaskin, strong, smooth transition from loin to croup; long and well developed gluteal muscle, good, wide hooves with proper heels, good head/neck connection, an honest character,

FR - FRIESIAN DIVISION

eager to work and stamina.

3. To be penalized for all horses:

General lack of development, disproportion between the regions and body dimensions, more undesirable the lengthened lines than the shorter lines. Concave frontal nasal profiles and equally the ultra convex and, objectionable, the convex. Excessively voluminous head, ears too big, fallen, too closely set and with abnormal movement. Forehead too wide and flat in transverse (crosswise) direction. Orbital arches protruding and eyes bulging or round. Nose square and wide, nostrils round. Thick cheek and with profile too angular. Neck too short, inserted too low or too compact at its union with the head. Narrow trunk and little heart girth (depth). Low withers or not defined. Narrow chest and overall collapsing. Ribs smooth in the upper third or excessively round, horizontal, double or broken, flat as a desk, destroyed or broken of high back or delayed back; of a discontinuous profile. Tail set too high or too loosely set. Extremities with deviations from the plumb. Pasterns too long or excessively short and vertical. Movements displaying poor elevation, irregular tempo or excessive winging. (Refer to the Rule Book for the definition of winging.)

SUBCHAPTER FR-2 IN HAND

FR105 Purebred Friesian

1. Purebred Friesians should be black, sun fading is permissible. Mares and geldings that are overall colored as chestnut or brown are permissible, though not desirable, and shall be penalized accordingly. Stallions that are overall colored as chestnut or brown shall be severely penalized. A small star on the forehead and obvious injury spots due to blanket or equipment rubs are permissible.
2. Height; the desired height for a mature purebred Friesian will range between 15.1 (equal to 155 cm)—17.3 (equal to 180 cm) hands. Deviation from the desired height shall not be penalized.
3. Horse should display feathering that is age appropriate. Lack of feathering shall not be penalized.

FR106 Part-Bred Friesian

1. No color preferences are given, nor should deviation from Purebred color standards be penalized. Part-Bred Friesians may come in various colors. Obvious injury spots due to blanket or equipment rubs are possible.
2. The overall presentation conformation should be correct and appealing to the judge.
3. Height; the mature Part-Bred Friesian may vary without penalty.
4. Feathering is not required; lack of feathering should not be penalized.

FR107 General.

1. All horses must be in compliance with Subchapter FR-1 General Qualifications and the following:
 - a. There shall be separate In Hand classes for Purebred and Part-Bred Friesian horses.
 - b. Horses should model with front legs square. Rear legs should be positioned either square or with one perpendicular to the ground and the other placed slightly behind to give a clear view of the hocks.
 - c. Part-Bred Friesians shall not be penalized for colors other than black.
 - d. Purebred and Part-Bred Friesian horses shall abide by the following guidelines for clipping:
 1. Horses may be clipped over their muzzle, jaw, cheek bones and ears. They may only have guard hairs clipped around their eyes. Horses may have a maximum of a 2 inch bridle path clipped. Manes and tails shall not be clipped with the exception of banging the tail.
 2. At no time shall the full feathers be clipped with the exception of clipping a small amount of pastern hair for the prevention of scratches. Clipping for the prevention of scratches shall not be penalized.
 3. For Part-bred horses only, leg hair may be clipped from the back of the coronary line to the upper cannon bone.

- e. Specialty In Hand classes do not qualify for Championships.
- f. Judges must excuse from the ring any horse or exhibitor who is unruly or may threaten or endanger others.
- g. The braiding of manes is optional for In Hand, Specialty In Hand, Baroque classes, Dressage, and Sport Horse In Hand classes and shall not be penalized.
- h. Bandages of any kind are prohibited.
- i. In classes with foals shown with their dams, each foal must have its own handler. At no time shall foals be allowed loose in the class.
- j. Handlers & Whip Runners: Two people are allowed per horse. One must be a handler, the other as whip runner. Each person may carry a whip (and/or the whip runner may carry one standard lunge whip). At no time may whips have any additional equipment attached to them (i.e. plastic bags, etc.). Use of bags and cans inside the arena is prohibited, and shall result in immediate dismissal from the arena. Treats are permissible in the arena. In amateur classes, the handler must be an amateur.
- k. Horses under the age of two must be shown in only in-hand classes with the exception of liberty classes.

FR108 Appointments

1. All horses 2 and over may be shown in a suitable headstall with throatlatch or a bridle appropriate to the discipline they are competing in at the discretion of the handler.
2. All horses under 2 may not be shown in a bridle but must be shown in a suitable headstall with throatlatch.
3. A split or single chain lead may be used instead of a rein or in addition to reins; however a lead shank is required if reins are placed over the horse's neck and the handler must hold the shank.
4. Gag and twisted bits of any type are prohibited.

FR109 Attire

Attire at all levels of competition shall consist of the following: Pants, slacks or a jumpsuit. Denim other than white is not allowed. A polo or collared shirt with a tie, kerchief, bolo tie, brooch or pin. Appropriate sport shoes or boots are required. Sweaters, vests and coats are optional. Tuxedos may be worn for evening classes only. Farm logos of any kind are prohibited on attire or equipment.

FR110 Judging Criteria for In Hand and Specialty In Hand Classes.

Conformation & Movement: Refer to General Qualification Rules. Entries shall be judged 40% on conformation (presence, quality, type) and 60% on movement (natural to the horse). Artificial movement is to be severely penalized. Genetic and/ or non-cosmetic structural defects are discouraged from In Hand and shall be severely penalized.

FR111 Class Specifications for In Hand and Specialty In Hand classes

1. IN HAND ON THE RAIL, Weanling Filly, Weanling Colt, Colt at 1 Year, Filly at 1 Year, Colt at 2 Years, Filly at 2 Years, Gelding, Mare, Stallion, Junior Horse, and Senior Horse classes will be judged 60% on movement and 40% on conformation.
2. AMATEUR, AMATEUR OWNER, MASTERS and JUNIOR EXHIBITOR classes. Horses will be judged 50% on movement, 40% on conformation and, 10% on manners.
3. GET OF SIRE or PRODUCE OF DAM classes. Horses will be judged 60% on reproductive likeness and 40% on conformation.

FR112 Presentation for In Hand Classes

1. In Hand Classes on the Rail - Entries shall enter single file counterclockwise at the trot. The entries will line up on the far rail in single file, nose to tail. Horses shall be presented individually to the judge for inspection. Handlers shall follow the judge's direction to present horses in both directions at the walk and trot. After individual

FR - FRIESIAN DIVISION

presentation, each entry will return to line on the far rail for final presentation/judging.

2. Desired movement for Purebred and Part-bred Friesian horses:

- a. The walk shall be relaxed, forward and balanced while over striding from the hindquarters.
- b. Horses showing on the rail at the trot shall exhibit good impulsion and power from the hindquarters at the trot.
- c. The trot shall show good suspension, while being balanced with even cadence in the stride.
- d. Movement may either be long and low, or a more animated higher stride. Neither movement shall be penalized over the other.

FR113 Get of Sire and Produce of Dam (Specialty In-Hand Classes)

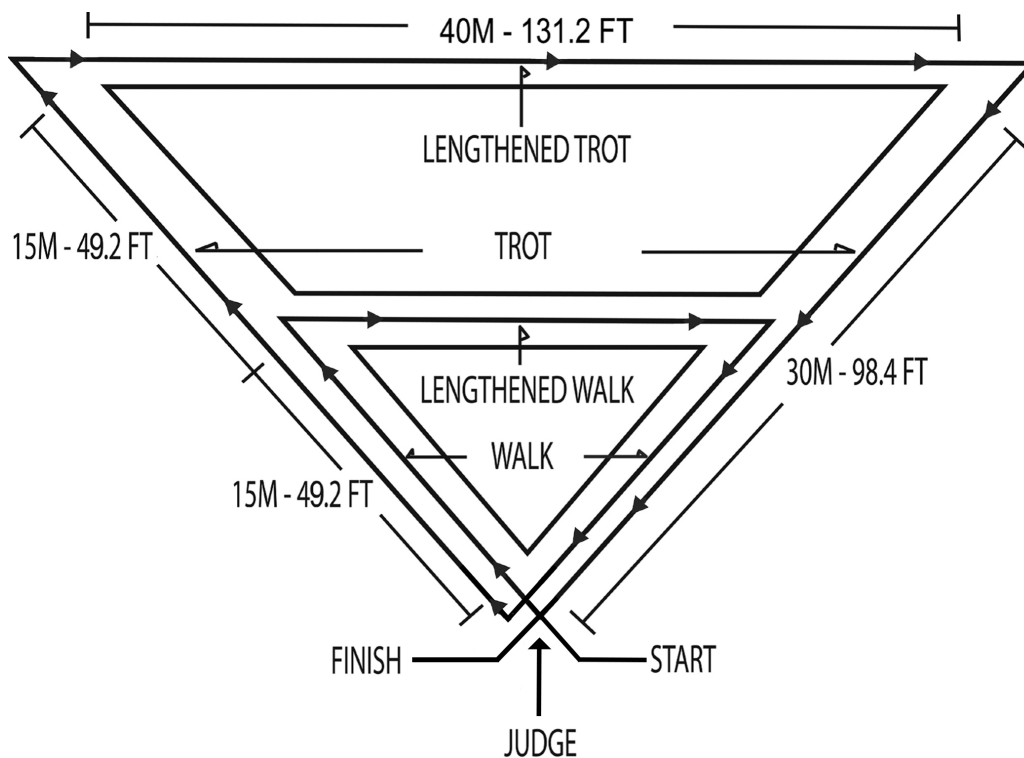
1. Entries should have at least two horses, and no more than four per sire or dam, with one handler each per horse. More than one entry per sire or dam shall be permitted in the same class.
2. Entries shall be presented under the same specifications as stated in the "In-hand Presentation" section above.
3. Sire or Dam is not to be presented except in the case of any entry with a nursing foal.
4. Entries shall follow the same provisions for appointments as in FR108.
5. To be shown and judged in accordance with FR111
6. Ribbons will be awarded to each of the horses comprising an entry.
7. Emphasis to be placed on reproductive likeness, uniformity, quality of breed characteristics, conformation, and similarity.

FR114 Friesian Baroque In Hand

1. General: A Baroque Friesian is not a Sport Horse. A Baroque Friesian is suitable for the collected gaits demanded of a Classical High School horse and still has the power and maintaining self-carriage off all four corners, to move forward quickly in the battle field or carriage. The Baroque Friesian should be high headed and upright at rest and while at work. He should be agile and very strong bodied, characterized by powerful hindquarters, a muscular, arched neck, a straight or slightly convex profile and full, thick mane and tail.
2. Presentation: At the judge's discretion horse may be shown on the triangle (see FR115) or In Hand Classes on the Rail (refer to FR112).
3. Appointments: Halters or bridles with either snaffle, Pelham, Weymouth, or Kimberwicke bit allowed. Whips are allowed by handler and whip runner (FR107.1j). May be shown braided or with natural mane and tail. Ornamental ribbons may be used.
4. Attire: See FR109.
5. Class Specifications: To be judged on Friesian Baroque Type, correct conformation, movement, quality, temperament and general soundness.

FR115 Dressage and Sport Horse In-Hand

1. General: The quality of the horse is to be evaluated as to the potential for sport horses or sport horse breeding stock.
2. Entries shall be shown individually on the triangle. Corners must be well defined. A marker will be used at the apex and at each corner to define placement of the turn for the exhibitor. Use of plants or flowers is permitted. The dimensions of the triangle must be 30MX30MX40M unless modifications are required due to ring dimensions.



3. At the beginning of a class, handlers will be asked to bring entries into a holding area.
 - a. Following a posted or announced order of go, entries will approach the judging area one at a time, walk to the apex of the triangle and await the judge's request to proceed on the triangle.
 - b. The handler will lead the horse on the perimeter of the triangle at walk and trot in a clockwise direction, returning to the apex.
 - c. Horses may be judged for conformation prior to or following triangle presentation. At completion of judging, the handler will lead entry away from the judging area promptly.
 - d. After all horses have been shown on the triangle, some or all horses may be recalled to be shown at a walk and trot.
4. Desired movement for Purebred and Part-bred Friesian horses:
 - a. During Sport Horse In Hand classes, the walk shall be relaxed, forward and balanced while over-striding from the hindquarters.
 - b. Horses showing on the triangle shall exhibit good impulsion and power from the hindquarters at the trot.
 - c. They shall show good suspension, while being balanced with even cadence in the stride.
 - d. Movement may either be long and low or a more animated higher stride. Neither movement shall be penalized over the other.

FR116 Judging Criteria

1. Conformation & Movement: Refer to General Qualification Rules. Entries shall be judged 40% on conformation (presence, quality, type) and 60% on movement (natural to the horse). Artificial movement is to be severely penalized. Genetic and/ or non-cosmetic structural defects are discouraged from In Hand and shall be severely penalized.

FR117 Class Specifications

1. Weanling Filly, Weanling Colt, Colt at 1 year, Filly at 1 year, Colt at 2 years, Filly at 2 years, Gelding, Mare, Stallion,

FR - FRIESIAN DIVISION

Junior Horse, and Senior Horse classes will be judged 60% on movement and 40% on conformation.

2. In AMATEUR, AMATEUR OWNER, MASTERS and JUNIOR EXHIBITOR classes, horses will be judged 50% on movement, 40% on conformation and, 10% manners.
3. In Get of Sire or Produce of Dam classes horses will be judged on 50% movement, 40% conformation, and 10% reproductive likeness.

FR118 Championships

1. In the Breeding and In-Hand section, the Championship and Reserve Championship will be awarded to horses that have placed first or second in their qualifying classes. First and second place horses from all classes must compete in their respective championship classes or forfeit their prizes. (Exception: Should any first or second place winners in a qualifying class not compete for the Championship or be disqualified for being unsound, being unruly or not performing the class routine in the Championship class, the horse receiving the next highest ribbon in the qualifying class shall have the option of moving up for the championship and reserve only.) After the Championship has been awarded, the second place horse from its age group shall move up to the front line and be judged equally with the remaining first place horses for Reserve Championship.
2. If a show Grand Championship is held, yearlings and weanlings are not eligible to participate.

SUBCHAPTER FR-3 PARK HORSE

FR119 General

1. All horses must adhere to rules in Subchapter FR1-General Qualifications.
2. Light hand contact must be maintained.
3. The judge may not request that gaits be performed only on the snaffle or the curb.
4. It is imperative that horses use natural movement, give the distinct appearance of being pleasurable to ride and display a pleasurable attitude. Vitality and presence are highly desirable and obedience to the rider is of prime importance.
5. For shoeing regulations, see FR103, Shoeing and Hoof Specifications.
6. Exhibitors shall enter at an animated trot in a counterclockwise direction. All horses shall be worked at all gaits both ways of the ring.
7. Horses must be brought back to the walk before being asked to transition between the trot and canter.
8. In the lineup, horses must stand quietly and may be asked to back individually or as a group.

FR120 Qualifying Gaits

1. All gaits must be performed with willingness and obvious ease, cadence, balance and smoothness. Park horses should be very animated with bold and expressive movement at all gaits. Artificial movement is to be severely penalized.
2. Animated Walk - A two or four-beat gait which is highly collected exhibiting much "primp" at a slow regulated speed with good action and animation. It should have snap and easy control. It is performed with great style, elegance and airiness of motion.
3. Animated Trot - A two-beat gait which is executed in a highly collected manner, speed to be penalized. The horse's energy should be directed toward animation rather than speed. An extended trot is faster, stronger and bolder, with a fuller extension of stride to obtain desired speed. It is executed in a highly collected manner.
4. Canter - A three-beat gait which is to be collected, animated, true, smooth, unhurried, straight and correct on both leads. Loss of form due to excessive speed shall be penalized. The hand gallop is a faster gait, with lengthened stride, but controlled.

FR121 Appointments

1. Bridles shall be the light show type. Bridoon, full bridles or Pelham bits must be used. Martingales or tie downs are prohibited.
2. Junior Horses may be shown in a snaffle bit; once shown in a full bridle or Pelham bit, they may not go back to a snaffle in the Saddle Seat Pleasure or Park division.
3. A cut back English saddle is required. The girth must be of leather, web, string or other suitable material. Saddle pads are optional.

FR122 Attire

1. Informal attire consists of traditional saddle seat attire with a derby or soft hat. Formal Saddle Seat riding habits are suggested for classes held after 6:00 p.m. or National and Regional Championship classes. Protective head gear may be worn without penalty (see GR801.4).
2. Spurs, whips or crops are optional.

FR123 Judging Criteria

1. OPEN, MAIDEN, NOVICE, LIMIT, STALLIONS, MARES, GELDINGS. To be shown at an animated walk, animated trot and canter. To be judged on movement natural to the horse, brilliant performance, presence, quality, type, manners and conformation.
2. AMATEUR, AMATEUR OWNER, LADIES, GENTLEMEN, MASTERS, JUNIOR EXHIBITOR. To be shown at an animated walk, animated trot and canter. To be judged on movement natural to the horse, brilliant performance, manners, type, quality, and conformation.
3. JUNIOR HORSE (three to five years of age). To be shown at an animated walk, animated trot and canter. To be judged on movement natural to the horse, quality, brilliant performance, type, conformation and manners.

SUBCHAPTER FR-4 ENGLISH PLEASURE SADDLE SEAT

FR124 General

1. All horses must adhere to rules in Subchapter FR1-General Qualifications.
2. Light hand contact must be maintained.
3. The judge may not request that gaits be performed only on the snaffle or the curb.
4. It is imperative that horses use natural movement, give the distinct appearance of being pleasurable to ride and display a pleasurable attitude. Vitality and presence are highly desirable and obedience to the rider is of prime importance.
5. For shoeing regulations, see FR103, Shoeing and Hoof Specifications.
6. Exhibitors shall enter at an animated trot in a counterclockwise direction. All horses shall be worked at all gaits both ways of the ring.
7. Horses must be brought back to the walk before being asked to transition between the trot and canter.
8. In the lineup, horses must stand quietly and may be asked to back individually or as a group.

FR125 Qualifying Gaits

All gaits must be performed with willingness and obvious ease, cadence, balance and smoothness. Pleasure horses should have the ability to give a good pleasurable ride at all paces. Artificial movement is to be severely penalized.

1. Flat Walk - A four-beat gait which is collected at a slow regulated speed with impulsive movement.
2. Animated Trot - A two-beat gait which is executed in a highly collected manner, speed to be penalized. The horse's energy should be directed toward animation rather than speed.

FR - FRIESIAN DIVISION

3. Strong Trot – A two-beat gait which is faster, stronger and bolder. It is executed in a highly collected manner.
4. Canter - A three-beat gait which is to be collected, animated, true, smooth, unhurried, straight and correct on both leads. Loss of form due to excessive speed shall be penalized.

FR126 Appointments

1. Bridles shall be the light show type. Bridoon, full bridles or Pelham bits must be used. Martingales or tie downs are prohibited.
2. Junior Horses may be shown in a snaffle bit; once shown in a full bridle or Pelham bit, they may not go back to a snaffle in the Saddle Seat Pleasure or Park division.
3. A cut back English saddle is required. The girth must be of leather, web, string or other suitable material. Saddle pads are optional.

FR127 Attire

1. Informal attire consists of traditional saddle seat attire with a derby or soft hat. Formal Saddle Seat riding habits are not permitted prior to evening classes except for National and Regional Championship classes. Protective head gear may be worn without penalty (see GR801.4).
2. Spurs, whips or crops are optional.

FR128 Judging Criteria

1. OPEN, MAIDEN, NOVICE, LIMIT, STALLIONS, MARES, GELDINGS. To be shown at a flat walk, animated trot, strong trot and canter. Per judge's discretion, horses may be asked to extend any gait. To be judged on movement natural to the horse, brilliant performance, presence, quality, type, manners and conformation.
2. AMATEUR, AMATEUR OWNER, LADIES, GENTLEMEN, MASTERS, JUNIOR EXHIBITOR. To be shown at a flat walk, animated trot, and canter. Per judge's discretion, horses may be asked to extend any gait except in Junior Exhibitor classes. To be judged on movement natural to the horse, brilliant performance, manners, type, quality, and conformation.
3. JUNIOR HORSE (three to five years of age). To be shown at a flat walk, animated trot, and canter. To be judged on movement natural to the horse, quality, brilliant performance, type, conformation and manners.

SUBCHAPTER FR-5 COUNTRY ENGLISH PLEASURE- SADDLE SEAT

FR129 General

1. Competitors enter the ring in a counterclockwise direction, at the normal trot.
2. Light contact must be maintained with all reins at all gaits. A judge may not request that gaits be performed only on the snaffle or curb.
3. Judges are required to consider the performance at each gait equally in adjudicating this class.
4. Cross entries are prohibited between the Friesian Country English Pleasure, Saddle Seat and Country Pleasure Driving sections and the Friesian English Pleasure, Park, Fine Harness and Show Pleasure Driving sections at the same competition ; cross entries are permitted, however, between Friesian English Pleasure, Park, Fine Harness and Show Pleasure Driving.

FR130 Appointments

1. Bridle shall be light, show type, either single snaffle, single curb, curb and snaffle, or pelham bit. No martingales or tie-downs.
2. English-type saddle. No forward seat saddles allowed. Girth either leather, web, string or suitable material.
3. Informal saddle seat attire is required; no hunt attire. Suggested are conservative colors such as black, blue, grey, beige or brown jacket with matching jodhpurs. Day coat with jodhpurs also permitted. Boots and derby, soft hat or

protective headgear required. Protective headgear may be worn without penalty. (See General Rules, GR801) Contrasting hats, vests and/or ties are acceptable.

4. Spurs, whip or crop optional, at the exhibitor's discretion.

FR131 Qualifying Gaits

It is imperative that the horse give the distinct appearance of being a pleasure to ride. A quiet, responsive mouth is paramount. All gaits must be performed with willingness and obvious ease, cadence, balance and smoothness.

1. Walk, a four-beat gait: To be true, flat-footed and ground covering.
2. Normal Trot, a two-beat gait: To be an overall balanced, relaxed, easy-going trot with elasticity and freedom of movement. High action **MUST** be penalized. Posting is required.
3. Strong Trot, a two-beat gait: To be faster with lengthened stride, maintaining balance, ease and freedom of movement. High action **MUST** be penalized. Posting is required.
4. Canter, a three-beat gait: To be smooth, unhurried, straight and correct on both leads.
5. Hand Gallop: To be a faster gait, lengthened stride and controlled, straight and correct on both leads. Extreme speed **MUST** be penalized.

FR132 Friesian Country English Pleasure Class Specifications

1. OPEN, MAIDEN, NOVICE, LIMIT, STALLIONS, MARES, GELDINGS. To be shown at a walk, normal trot, strong trot, canter and hand gallop. It is mandatory that horses be asked to halt on the rail, stand quietly, back, and walk off on a loose rein at least one direction of the ring. To be judged on attitude, manners, performance, type, quality and conformation, in that order. It is imperative that the horse give the distinct appearance of being a pleasure to ride. A quiet, responsive mouth is paramount. High action and extreme speed must be penalized.
2. JUNIOR HORSE (three to five years of age). To be shown at a walk, normal trot and canter. It is mandatory that horses be asked to halt on the rail, stand quietly, back, and walk off on a loose rein at least one direction of the ring. To be shown in a light, show type bridle; either single curb or single snaffle, curb and snaffle or pelham bit. To be judged on attitude, manners, quality, type and performance, in that order. It is imperative that the horse give the distinct appearance of being a pleasure to ride. A quiet, responsive mouth is paramount. High action and extreme speed must be penalized.
3. AMATEUR, JUNIOR EXHIBITOR, AMATEUR OWNER, ADULT AMATEUR, JUNIOR OWNER, LADIES, GENTLEMEN, MASTERS.

To be shown at a walk, normal trot and canter. It is mandatory that horses be asked to halt on the rail, stand quietly, back, and walk off on a loose rein at least one direction of the ring. To be judged on attitude, manners, performance, type, quality, conformation and suitability of horse to rider. It is imperative that the horse give the distinct appearance of being a pleasure to ride. A quiet, responsive mouth is paramount. High action and extreme speed must be penalized.

SUBCHAPTER FR-6 ENGLISH PLEASURE—HUNT SEAT

FR133 General

1. All horses must adhere to rules in Subchapter FR1—General Qualifications.
2. Exhibitors shall enter at a trot in a counterclockwise direction. All horses shall be worked at all gaits (walk, trot, canter, and hand gallop) both ways of the ring. Horses entered in Junior Exhibitor Classes shall not be asked to hand gallop.
3. At the judge's discretion horses may be asked to extend any gait except in Junior Horse, Amateur Owner, and Junior Exhibitor classes.
4. In the lineup, horses must stand quietly and may be asked to back individually or as a group.
5. Light hand contact must be maintained.

FR134 Appointments

1. Bridle shall be Hunter Show type; either snaffle, Pelham, or Kimberwicke bit is acceptable. Full bridles of Hunter type are acceptable (curb and snaffle); however, excessive length of curb shall be penalized. Bridles intended for use specific to other disciplines (i.e. Dressage, Saddle Seat, Western Pleasure etc.) are not permitted. Browbands or cavessons other than Hunter type are not permitted. Saddle Seat style colored browbands/cavessons and/or figure eight nosebands, drop or flash nosebands are not permitted. Martingales of any type, draw reins, artificial appliances, boots, and bandages are prohibited. Bit converter straps may only be used by Junior Exhibitors. Hunting style breastplates are allowed, although there may be no martingale or draw rein type attachments used with the breastplate. A judge at his/her own discretion may penalize a horse with non-conventional types of bits or nosebands.
2. English Hunt, close contact, all-purpose, or sidesaddles are permitted.
3. Manes and tails may be braided, and braiding is encouraged, however unbraided manes and tails are not to be penalized.
4. Riders should wear coats of a traditional Hunt style. Coats should be of a conservative color (such as black, navy, or other dark customary colors) and of a material appropriate for area and season. Traditional light colored breeches or jodhpurs with black or brown boots should be worn. Gloves are optional. Traditional Hunt caps or safety helmets are to be worn. ASTM-SEI approved safety helmets may be worn by Junior riders and are recommended for all riders.
5. Unrowelled spurs, whips and/or crops are optional.
6. Shadbellys and top hats are not allowed.

FR135 Qualifying Gaits

1. Horses shall be shown at the walk, trot, canter, and hand gallop both ways of the arena. No more than 8 horses shall be asked to hand gallop at one time. Horses shown in Junior Exhibitor classes shall not be asked to hand gallop.
2. The horse should move freely forward with even, ground covering strides. The horse should exhibit a comfortable, balanced, consistent way of going while maintaining a frame suitable for a hunter.
3. Excessive speed at any gait will be severely penalized.

FR136 English Pleasure - Hunt Seat Class Specifications

1. In OPEN, MAIDEN, NOVICE, LIMIT, STALLION, MARE, and GELDING classes, horses will be judged on performance, manners, type, quality, and conformation except as noted below.
2. In AMATEUR, AMATEUR OWNER, LADIES, GENTLEMEN, MASTERS and JUNIOR EXHIBITOR classes, horses will be judged on manners, performance, type, quality, and conformation.
3. In JUNIOR HORSE classes, horses will be judged on quality, type, performance, conformation, and manners. A Junior horse is one that is 3, 4, or 5 years old.

SUBCHAPTER FR-7 DRESSAGE

FR137 General

1. Dressage classes held in the Friesian Division to be conducted in accordance with Dressage, Chapter DR, except as stated herein:
 - a. Exception to DR119.1: No horse may compete in any under saddle class until it is three years old.
 - b. Exception to DR119.2: Horses are limited to three Dressage tests per day.
 - c. Exception to DR121.7: False tails are not permitted.

- d. Exception to DR122.1: Tests may be read during any Final or Championship Event.
 - e. Exception to DR126.1b(3): Ride times may be changed at management's discretion.
 - f. Exception to DR126.1J(4): Does not apply to the Friesian division.
 - g. Exception to DR129: Horse in Quadrille and Pas de Deux classes in the Friesian division are not exempt from the "two consecutive level" requirement.
 - h. When cross entry by rider or horse/rider combination is permitted between Dressage and other Friesian classes at a competition, DR120 and DR121 apply only to the designated Dressage warm-up and competition areas, or when exhibitor is actually warming-up for Dressage class. (Exception: c. above)
2. Separate classes must be offered for Purebreds and for Part-Breds in the Friesian Dressage section.

SUBCHAPTER FR-8 DRESSAGE HACK

FR138 General

1. All horses must adhere to rules in Subchapter FR1-General Qualifications.
2. In the lineup, horses must stand quietly and may be asked to back individually or as a group.
3. **An Amateur** Dressage Hack class is open to any horse, however, once a horse has been entered and shown in a Dressage Hack class that horse may not be shown thereafter in any Dressage Suitability class with the same **amateur** rider.
4. **An Open Dressage Hack class is open to any horse; once the horse has been entered and shown in a Dressage Hack class, that horse may not be shown thereafter in any Dressage Suitability Class other than an amateur class with a different rider. BOD 1/16/16 Effective 4/1/16**
5. Refer to Chapter DR-Dressage Division for directives in performance and judging, including DR101-Object and General Principles, DR102-107-Gaits and Transitions, DR115-Collection, DR116-The Submission, The Impulsion, and DR117-The Position and Aids of the Rider.

FR139 Appointments

1. Horses must be shown in a snaffle bridle with a smooth snaffle bit or a double bridle. (As approved in DR121) Regular, drop, flash, or figure eight nosebands are permissible with a snaffle bit. Double bridle and curb chain, lip strap and rubber or leather cover for curb chain optional, cavesson noseband only. (As approved in DR121).
2. English Dressage or English All-Purpose saddles are permitted. Conservative Dressage style saddle pads are required. (As approved In DR121).
3. Martingales of any type, draw reins, other artificial appliances, boots and bandages are prohibited in competition.

One whip, as defined in DR121, is permitted in all classes.
4. Spurs must be made of metal. The shank must be either curved or straight pointing directly back from the center of the spur when on the rider's boot. If the shank is curved, the spurs must be worn only with the shank directed downwards. However, swan necked spurs are allowed (curved shank directed upwards). The inside arm of the spur must be smooth. Rowelled spurs are permitted but the rowels must be free to rotate.
5. Attire shall be a short riding coat of conservative color, with tie, choker, or stock tie, white or light-colored breeches or jodhpurs, boots or jodhpur boots, a Hunt cap or riding hat with a hard shell, derby or top hat. Protective headgear may be worn without penalty. (See GR801.4) A cutaway coat (modified tailcoat) with short tails is permitted. Gloves of conservative color are recommended. Half chaps and/or leggings are not allowed. For Regional Championship, National Championship, or evening competitions, a formal dark tailcoat (Shadbelly) is permitted.

FR140 Qualifying Gaits and Class Specifications

1. Gaits: Horses to enter at working trot, sitting or rising, in a counter clockwise direction. Horses will perform medium walk, working trot, working canter, extended trot, and extended canter both ways of the arena. Free walk on long

FR - FRIESIAN DIVISION

rein with horse stretching forward and down to be performed in at least one direction. A rein back of 4 steps may be asked for as a group on the rail, or individually in the line up. Transitions into and out of the canter will be asked for through the working trot. Horses will be asked to reverse direction at the working trot. Trot work to be ridden sitting or rising at the judge's discretion. See DR103-105 for definitions of gaits to be performed.

2. Objectives: In addition to the objectives for the Dressage Suitability class, horses should begin to show more thrust (pushing power) and show progression towards a degree of balance and thoroughness. Horse should be reliably on the bit. A greater degree of straightness, bending, suppleness, and thoroughness is required. There should be a clear distinction between the paces (working and extended). The horse's ability as a Dressage mount is to be highly considered.
3. Specifications: To be judged 70% on performance of gaits and transitions, with attention to impulsion and submission, and using the objectives above as reference; and 30% on the rider's position, seat, and effective use of aids. Classes may be divided for OPEN, AMATEUR, MASTERS, JUNIOR EXHIBITOR, STALLIONS, GELDINGS AND MARES. If classes are divided, a Championship class is recommended. A separate JUNIOR EXHIBITOR CHAMPIONSHIP class must be offered if 3 or more Junior Exhibitors are entered.

SUBCHAPTER FR-9 DRESSAGE SUITABILITY

FR141 General

1. All horses must adhere to rules in Subchapter FR1-General Qualifications.
2. The maximum age allowed for horses competing in the Dressage Suitability section is 12 years of age.
3. In the lineup, horses must stand quietly and may be asked to back individually or as a group.
4. To be eligible for the **Amateur** Dressage Suitability class, a horse must not have shown in licensed Dressage competitions/Tests at **Second** level or above, either domestically or abroad or been entered and shown in a Dressage Hack Class with the same rider.
5. **To be eligible for the Open Dressage Suitability class, a horse shall not have shown in licensed Dressage competitions/Tests at Second level or above, either domestically or abroad or been entered and shown in any Dressage Hack Class. BOD 1/16/16 Effective 4/1/16**
6. Refer to Chapter DR-Dressage Division for directives in performance and judging, including DR101-Object and General Principles, DR102-107-Gaits and Transitions, DR115-Collection, DR116-The Submission, The Impulsion, and DR117-The Position and Aids of the Rider.

FR142 Appointments

1. Dressage Suitability Class: Horses must be shown in a snaffle bridle with a smooth snaffle bit. (As approved in DR121) Regular, Drop, flash, or figure eight nosebands are permissible.
2. English Dressage or English All-Purpose saddles are permitted. Conservative Dressage style saddle pads are required. (As approved in DR121).
3. Martingales of any type, draw reins, other artificial appliances, boots and bandages are prohibited in competition. One whip is permitted in all classes.
4. Spurs must be made of metal. The shank must be either curved or straight pointing directly back from the center of the spur on the rider's boot. If the shank is curved, the spurs must be worn only with the shank directed downwards. However, swan necked spurs are allowed (curved shank directed upwards). The inside arm of the spur must be smooth. Only smooth rowels are permitted in Dressage Suitability and the rowels must be free to rotate.
5. Attire shall be a riding coat of conservative color, with tie, choker or stock tie, white or light-colored breeches or jodhpurs, boots or jodhpur boots, a hunt cap, riding hat with a hard shell, derby or top hat. Protective headgear may be worn without penalty. (See GR801.4) A cutaway coat (modified tailcoat) with short tails is permitted. Gloves of

conservative color are recommended. Half chaps, gaiters and/or leggings are not allowed.

6. Manes and tails may be braided, secured with thread, yarn, or bands. Ribbons or other decorations are prohibited.

FR143 Qualifying Gaits and Class Specifications

1. Horses to enter at working trot, in a counter clockwise direction. Horses will perform all gaits both ways of the ring. Gaits shall be medium walk, working trot, and working canter. Free walk on long rein with horse stretching forward and down to be performed in at least one direction. Transitions into and out of the canter will be called for through the working trot. Horses will be asked to reverse direction at the working trot or medium walk at the judge's discretion. Trot work to be ridden rising.
2. Dressage Suitability Objectives: To confirm that the horse's muscles are supple and loose, and that it moves freely forward in a clear and steady rhythm, with purity of the gaits, and accepting contact with the bit. The horse should show lightness of the forehand and engagement of the hindquarters. Resistance and tension of the horse to be penalized. The horse's potential as a Dressage mount is to be considered.
3. Dressage Suitability Specifications: To be judged 70% on Performance of gaits and transitions, with attention to impulsion and submission, and using the objectives above as reference; and 30% on the riders position, seat, and effective use of aids. Classes may be divided for OPEN, AMATEUR, MASTERS, JUNIOR EXHIBITOR, STALLIONS, GELDINGS AND MARES. If classes are divided, a Championship class is recommended. A separate JUNIOR EXHIBITOR CHAMPIONSHIP class must be offered if 3 or more Junior Exhibitors are entered.

SUBCHAPTER FR-10 HUNTER HACK

FR144 General

1. All horses must adhere to rules in Subchapter FR1 - General Qualifications.
2. At the judge's discretion horses may be asked to extend any gait except in Junior Horse, Amateur Owner, and Junior Exhibitor classes.
3. Horses must stand quietly in the lineup.
4. Light hand contact must be maintained.

FR145 Appointments

1. Bridle shall be Hunter show type; either snaffle, Pelham, or Kimberwick bit are acceptable. Full bridles of Hunter type are acceptable (curb and snaffle); however, excessive length of curb shall be penalized. Bridles intended for use specific to other disciplines (i.e. Dressage, Saddle seat, Western Pleasure, etc.) are not permitted. Browbands or cavessons other than Hunter type are not permitted. Saddle Seat style colored browbands/cavessons and/or figure eight nosebands, drop or flash nosebands are not permitted. Martingales of any type, draw reins, artificial appliances, boots, and bandages are prohibited. Bit converter straps may only be used by Junior Exhibitors. Hunting style breastplates are allowed, although there may be no martingale or draw rein type attachments used with the breastplate. A judge at his/her own discretion may penalize a horse with non-conventional types of bits or nosebands.
2. English Hunt, close contact, all-purpose, or sidesaddles are permitted. Saddle Seat saddles are prohibited.
3. Manes and tails may be braided, and braiding is encouraged, however unbraided manes and tails not to be penalized.
4. Riders should wear coats of a traditional Hunt style. Coats should be of a conservative color (such as black, navy, or other dark customary colors) and of a material appropriate for area and season. Traditional light colored breeches or jodhpurs with black or brown boots should be worn. Gloves are optional. Protective helmets are to be worn by all riders according to GR801.2. Protective helmets must be worn during the class and while jumping anywhere on the grounds. Junior Exhibitors are required to wear protective headgear in conformity with GR801.2 and GR801.3.

5. Unrowelled spurs and crops are optional. Rowelled spurs are prohibited.
6. Shadbellys and top hats are not allowed.

FR146 Qualifying Gaits

1. Horses shall enter at a trot in a counterclockwise direction. Horses shall be shown at the walk, trot, canter, and hand gallop both ways of the arena. No more than 8 horses shall be asked to hand gallop at one time. Horses will then follow the direction of the ringmaster to line up, in preparation for work over fences. Horses may be required to back.
2. Horses shall be required to jump two fences, the first fence to be 2'3" and the second fence to be 2'6". Fences should be set at customary distances apart, using increments of 12'. Ground lines at the take-off side of the jumps are required.

Horses to perform a hand gallop one way of the ring after the second fence, halt, back, and stand quietly on a loose rein. The pattern or course for the jumping section shall be determined by the competition management or the judge, and will be posted at least one hour prior to the class. Posting the course as early as possible is preferred. A warm-up jump must be provided in the warm-up arena at least 30 minutes before the class.

3. The horse should move freely forward with even, ground covering strides. The horse should exhibit a comfortable, balanced, consistent way of going while maintaining a frame suitable for a hunter.
4. Excessive speed at any gait will be severely penalized.
5. Horses shall be judged 30% on the flat work on the rail, and 70% on the work over fences including the whole pattern/course. Any faults incurred during the work over fences shall be scored as in a Working Hunter Class. Horses to be judged on performance, manners, type, quality, and conformation.

FR147 Class Specifications

1. In OPEN, MAIDEN, NOVICE, LIMIT, STALLION, MARE, and GELDING classes, horses will be judged on performance, manners, type, quality, and conformation except as noted below.
2. In AMATEUR, AMATEUR OWNER, LADIES, GENTLEMEN, MASTERS and JUNIOR EXHIBITOR classes, horses will be judged on manners, performance, type, quality, and conformation.

SUBCHAPTER FR-11 ENGLISH SHOW HACK

FR148 General

1. All horses must adhere to rules in Subchapter FR1—General Qualifications.
2. Competitors enter the ring in a counterclockwise direction at the normal walk.
3. Light contact must be maintained with all reins at all gaits. A judge may not request that gaits be performed only on snaffle or curb.
4. The collected and extended gaits must be called for; i.e., collected walk, extended walk, normal walk; collected trot, extended trot, normal trot; collected canter, extended canter, normal canter, and hand gallop. No more than 8 horses to hand gallop at a time.
5. Judges are required to consider the performance at each gait equally in adjudicating this class. All gaits are to be called for in both directions.
6. At the discretion of the judge, horses while on the rail may be asked to halt and rein-back.
7. A Show Hack horse is not necessarily a Dressage horse, nor an English Pleasure horse. Elevation and high knee action are not to be emphasized. The Show Hack is a suitable section for the well trained animal. Show Hacks must be balanced and show vitality, energy, presence, clean limbs and supreme quality. Soundness is required.
8. Horses may show with a braided mane and tail. Braids may be secured with tape, yarn or rubber bands.
9. Entries will be eliminated by any fall of horse or rider during the class.

FR149 Appointments

1. Bridle shall be light, show type; either single snaffle, Kimberwick, double (full) bridle or Pelham. Browbands and cavesons other than Hunter or Dressage types are prohibited. Unconventional tack such as figure eight, drop, or flash nose bands are prohibited.
2. Saddles shall be any type Dressage or all purpose English. Girths of either leather, white web, nylon string or suitable material.
3. Martingales not allowed. Breastplates allowed.
4. For day classes preferred traditional Hack attire consists of conservatively colored short riding coat, breeches and boots. A conservatively colored Hunt cap, top hat or derby is required. Protective headgear may be worn without penalty. (See GR801.4) 5. For Championship or evening classes, formal attire consisting of white breeches, top hat and Shadbelly is appropriate but not required. Protective headgear may be worn without penalty. (See GR801.4)

FR150 Qualifying Gaits

1. A Show Hack shall be able to perform all of the gaits with a noticeable transition between the normal, collected, and extended gaits. The horse must be under complete control and easily ridden. Obedience to the rider is of prime importance. If the horse exhibits clear transitions in a balanced and level manner, appearing to be giving a comfortable and pleasurable ride, he is performing correctly for this class.
2. Walk, a four-beat gait: Straight, true and flat-footed. Normal Walk: Regular and unconstrained, moving energetically and calmly forward. Collected Walk: Strides are shorter and higher than at the normal walk. The head approaches the vertical, but should never move behind it. Pacing is a serious fault. Extended Walk: The horse is allowed to lengthen frame and stride while rider maintains light rein contact. The horse should cover as much ground as possible without rushing.
3. Trot, a two-beat diagonal gait: Free-moving, straight, rider maintaining light contact with horse's mouth at all times. Normal Trot: Light, crisp, balanced and cadenced, with rider posting. Collected Trot: The horse's stride is shorter and lighter, maintaining balance and impulsion. The neck is more raised and arched than at the normal trot as head approaches the vertical line, never moving behind it. Rider is sitting. Extended Trot: Maintaining the same cadence and performing at medium speed, the horse lengthens its stride as a result of greater impulsion from the hindquarters. Horse should remain light in rider's hand as it lengthens its frame. The extended trot may be performed with the rider sitting or posting.
4. Canter, a three-beat gait: Straight on both leads, smooth. Normal Canter: Light, even strides, should be moved into without hesitation. Collected Canter: Marked by the lightness of the forehand and the engagement of the hindquarters, the collected canter is characterized by supple, free shoulders. Neck is more raised and arched than in normal canter as the head approaches the vertical line, never moving behind it. Extended Canter: Maintaining the same cadence, the horse lengthens its stride as a result of greater impulsion from the hindquarters. Horse should remain light in rider's hand as it lengthens its frame.
5. Hand Gallop: The hand gallop is performed with a long, free, ground covering stride. The amount of ground covered may vary between horses due to difference in natural length of stride. The distinction between hand gallop and extended canter is, the latter being the ultimate linear extension of stride within the hand of the rider; the hand gallop being a looser, freer elongation of stride and frame of the horse. A decided lengthening of stride should be shown while the horse remains controlled, mannerly, correct, and straight on both leads. Extreme speed to be penalized.

FR151 Class Specifications

1. OPEN, MAIDEN, NOVICE, LIMIT, STALLIONS, MARES, GELDINGS, JUNIOR HORSE, AMATEUR, JUNIOR EXHIBITOR, LADIES, GENTLEMEN, MASTERS. To be shown at a walk, trot, canter, and hand gallop; collected

and extended and normal gaits to be called for, to stand quietly and back readily. To be judged on manners, performance, quality and conformation.

SUBCHAPTER FR-12 FINE HARNESS

FR152 General

The Fine Harness horse should possess all of the elegance and refinement of the ideal Friesian and its energy should be directed toward animation rather than speed.

FR153 Appointments

Harness and bits in all Friesian driving classes must be appropriate to the horse and vehicle according to the tradition and safety. Sidechecks and overchecks are permitted when appropriate to a class or vehicle. Light harness requires a headstall with blinkers, and a martingale if a snaffle bit is used. Shown to an appropriate vehicle, preferably a small buggy with four wire wheels but without top. Burr, gags, and twisted wire bits are not allowed.

FR154 Gait Requirements

Qualifying gaits are animated walk, park trot, “show your horse.” Horses are to enter ring at park trot.

- a. ANIMATED WALK: The animated walk is a highly collected gait, exhibiting much “primp” at a slow, regulated speed, with good action and animation. It should have snap and easy control. It can be either a two beat or four beat gait. It is performed with great style, elegance and airiness of motion.
- b. PARK TROT: The park trot is executed in a highly collected manner, speed to be penalized. The horse’s energy should be directed toward animation rather than speed.
- c. “SHOW YOUR HORSE”: At this command, the driver has the privilege of showing the Fine Harness horse to its best advantage at the trot but speed will be penalized. (Exception: “show your horse” is not called for in Ladies, Junior Exhibitor, Amateur, Owners and Amateur Owners classes.)

FR155 Line Up

Entries are to stand quietly, but shall not be required to back. They may be unchecked while lined up. An attendant may stand the entry on its feet but must remain at least two paces from the head when that entry is being judged. Only one standard riding crop is permissible for an attendant to carry.

FR156 Ring Attendants.

One attendant, wearing an unadorned smock or duster, will be permitted to stand quietly inside the gate during any Ladies, Amateurs, Owners, Amateur Owners or Junior Exhibitors class but must take no action that will affect the performance of any horse. “Unadorned” refers to a smock or duster bearing the IFSHA logo only.

FR157 Awards

Awards must be made from the line-up; entries must not be asked to retire to the end of the ring.

FR158 Classes Offered and Specifications

Classes may be divided by sex. PROHIBITED: Stallions driven by Junior drivers under fourteen (14) years of age.

1. OPEN, MAIDEN, NOVICE, LIMIT, STALLION, MARE, GELDING, JUNIOR HORSE (Three to Five Years of age),
To be shown at an animated walk; park trot and “show your horse”. To stand quietly. To be judged on performance, presence, quality, manners and conformation.
2. LADIES OPEN, LADIES AMATEUR ONLY. To be shown at an animated walk and a park trot. To stand quietly. To be judged on manners, quality, presence, performance and conformation.

3. JUNIOR EXHIBITOR; AMATEUR (Ladies and/or Gentlemen); AMATEUR OWNERS, MASTERS. To be shown at an animated walk and a park trot . To stand quietly. To be judged on manners, performance, presence, quality and conformation.
4. To be eligible for Championships, horses must have been entered, shown and judged in a qualifying class restricted in a similar manner, i.e., Ladies classes qualify for the Ladies Championship, Gentlemen's classes qualify for the Gentlemen's Championship and Junior Exhibitors' classes qualify for the Junior Exhibitor Championship. If only an Amateur Championship is offered, horses are eligible if they have been entered, shown by an amateur and judged in the Ladies class or in any qualifying class having the same judging specifications.
5. GRAND CHAMPIONSHIP: To be eligible, horses must be entered, shown and judged in any other class in this section. Exhibited at an animated walk, park trot and "show your horse" (speed to be penalized). To stand quietly. Judged 75% on performance, presence, quality and manners; 25% on total conformation.
6. JUNIOR CHAMPIONSHIP: Judged 75% on performance, presence, quality and manners; 25% on total conformation.
7. LADIES CHAMPIONSHIP: Judged 75% on manners, quality, presence and performance; 25% on total conformation.
8. JUNIOR EXHIBITOR; AMATEUR (Ladies and/or Gentlemen); AMATEUR OWNERS, MASTERS CHAMPIONSHIP: Judged 75% on manners, performance, presence and quality; 25% on conformation.

SUBCHAPTER FR-13 SHOW PLEASURE DRIVING

FR159 General

1. Exhibitors shall enter the ring in a counter clockwise direction at the normal trot. Entries are to be shown at a walk, normal trot and strong trot both ways of the ring.
2. Horses are to stand quietly and back readily.
3. Headers, wearing unadorned dusters or smocks (unadorned includes dusters or smocks with IFSHA logo) must be utilized to insure the safety of the exhibitors.
4. One or two people per vehicle, as appropriate, is allowed. Junior drivers under fourteen (14) years of age must be accompanied by a knowledgeable adult driver.

FR160 Qualifying Gaits

1. Walk—A four-beat gait which is to be true, flat-footed and ground covering.
2. Trot—A two-beat gait which is balanced overall, relaxed and easy going with elasticity and freedom of movement.
3. Strong Trot—A strong trot is to be faster with a lengthened stride, maintaining balance, ease and freedom of movement.

FR161 Appointments

Harness and bits in all Friesian driving classes should be appropriate to the horse and vehicle according to tradition and safety.

1. Horses must be shown to a two wheeled vehicle suitable to the horse such as traditional Meadowbrooks or road-carts. The Horse must be shown in a correctly sized and fitted harness and vehicle suitable to the size of the horse, which is of the utmost importance for the safety of horses and exhibitors alike.
2. Harness requires a headstall with blinkers, a martingale when a snaffle bit is used. Sidechecks and over checks may be used when appropriate to a class or vehicle. Any harness and bit(s) must be appropriate to the vehicle used. Burr, gags, and twisted wire bits are not allowed.
3. A whip in-hand suitable to the vehicle is required.
4. Equipment is to be in sound and in good condition.

FR162 Attire

1. Drivers should dress according to the style of the present day. Dress for the driver should conform to the turnout. Informal Saddle Seat Suit with matching tie, gloves (natural/brown recommended) and Derby or Soft Hat is acceptable for men and women.
2. Day Coat of traditional color is preferred with jodhpurs, coordinating tie, gloves and derby or soft hat is acceptable for women. A vest is permitted.
3. A suit and tie, a sport coat and slacks with tie are acceptable for men. Coordinating hat is required, natural/brown gloves recommended.
4. A tailored suit, blouse and skirt, dress, or slacks or pants suit is acceptable for women. Coordinating hat is required, natural/brown gloves are recommended. Floppy hats are discouraged.
5. Friesian or Dutch dress for men and women is acceptable if the turnout is also Friesian or Dutch.
6. Protective headgear may be worn without penalty (see GR801.4).

FR163 Show Pleasure Driving Class Specifications

1. Open, Maiden, Novice, Stallion, Mare and Gelding classes are to be judged on manners, performance, type, quality and conformation.
2. AMATEUR, AMATEUR OWNER, LADIES, GENTLEMEN, MASTERS and JUNIOR EXHIBITOR classes are to be judged on manners, performance, type, quality and conformation.
3. Junior Horse classes are to be judged on quality, type, performance, conformation and manners.

SUBCHAPTER FR-14 COUNTRY PLEASURE DRIVING

FR164 General

1. It is imperative that the horse give the distinct impression of being a pleasure to drive and display a pleasurable attitude. To this end, all gaits must be performed with willingness and obvious ease, cadence, balance and smoothness.
2. Excessive knee action must be penalized.
3. Excessive speed must be penalized.
4. Cross entries are prohibited between the Friesian Country English Pleasure- Saddle Seat and Country Pleasure Driving sections and the Friesian English Pleasure, Park, Fine Harness and Show Pleasure Driving sections at the same competition ; cross entries are permitted, however, between Friesian English Pleasure, Park, Fine Harness and Show Pleasure Driving.

FR165 Appointments

Harness and bits in all Friesian driving classes should be appropriate to the horse and vehicle according to tradition and safety. Sidechecks and overchecks are permitted when appropriate to a class or vehicle.

1. To be shown to a traditional Meadowbrook, roadcart, or other suitable two wheeled vehicle. Any harness and bit(s) used must be suitable to the vehicle driven. Harness to include a headstall with blinkers and a martingale when a snaffle bit is used. Burr, gags, and twisted wire bits are not allowed.

FR166 Qualifying Gaits

1. Walk - A four-beat gait, brisk, true, and flat-footed with good reach.
2. Normal Trot - A two-beat gait, to be performed at medium speed with moderate collection. The normal trot must be mannerly, cadenced, balanced and free-moving.
3. Strong Trot - This is a stronger trot, performed with a lengthened stride, powerful and reaching, at a rate of speed which may vary between horses since each horse should attain his own strong trot in harmony with his own

maximum natural stride. The horse must not be strung out behind. The horse should show moderate collection without exaggeratedly high action in front. He must present a willing attitude while maintaining form. The strong trot must be mannerly, cadenced, balanced and free-moving.

FR167 Country Pleasure Driving Class Specifications

1. OPEN, MAIDEN, NOVICE, LIMIT, STALLION, MARE and GELDING classes are to be judged on attitude, manners, performance, type, quality and conformation. To be shown at the walk, normal trot and strong trot.
2. AMATEUR, AMATEUR OWNER, LADIES, GENTLEMEN MASTERS and JUNIOR EXHIBITOR classes are to be judged on manners, performance, type, attitude, quality and conformation. To be shown at the walk, normal trot and strong trot.
3. JUNIOR HORSE classes are to be judged on quality, type, attitude, performance, conformation and manners. To be shown at the walk and normal trot.

SUBCHAPTER FR-15 SPORT PLEASURE DRIVING

FR168 General

This section is intended for the Friesian Horse that as an under saddle mount is suitable for Hunter Pleasure and Western sections. BOD 1/17/15 Effective 2/1/15.

FR169 Appointments

Harness and bits in all Friesian driving classes should be appropriate to the horse and vehicle according to tradition and safety. Sidechecks and overchecks are permitted when appropriate to a class or vehicle.

1. To be Shown to a suitable two or four wheel vehicle in light or heavy harness as appropriate.

FR170 Qualifying Gaits

1. To be shown both ways of the arena at the walk, trot, and strong trot. Horses will reverse at the walk. Horses should stand quietly in the lineup and may be asked to back. Headers permitted. High action and excessive speed in this division must be penalized.

FR171 Class Specifications

1. OPEN, MAIDEN, NOVICE, LIMIT, STALLION, MARE and GELDING classes are to be judged on attitude, manners, performance, type, quality and conformation.
2. AMATEUR, AMATEUR OWNER, LADIES, GENTLEMEN, MASTERS and JUNIOR EXHIBITOR classes are to be judged on manners, performance, type, attitude, quality and conformation.
3. JUNIOR HORSE classes are to be judged on quality, type, attitude, performance, conformation and manners

SUBCHAPTER FR-16 FRIESIAN SJEES TRADITIONAL SHOW DRIVING

FR172 General

1. All horses must adhere to the rules in the General Section.
2. The Friesian Sjees may be shown as a single or a pair.
3. No passenger required for single horse with male or female driver.
4. Passenger required for a pair.
5. Exhibitors shall enter the ring in a counterclockwise direction at the extended trot on the rail.
6. Exhibitors shall circle the arena once after the gate is closed then line up and stand quietly.
7. Appointments, attire and Sjees are to be reviewed for quality and authenticity/correct display.
8. As directed, the exhibitors shall leave the line up at the extended trot in the clockwise direction on the rail.

9. As directed the exhibitors will reverse on the diagonal at the extended trot then line up as directed, and stand quietly for placement.

FR173 Appointments

1. The traditional Friesian Sjees is a sleigh-like vehicle on two wheels that vary in color and ornamentation.
2. Horses are to be shown in traditional Friesian show harness. Show harness is traditionally black leather appointed in silver, with white padding on the chest behind the black leather. Reins and traces are traditionally white rope. No breeching. Traditional bridle with blinkers, no over check, no side checks.
3. The traditional bit is a rosette, however use of a Liverpool bit is highly recommended, and use of either bit should not be weighed higher than the other. For show driving the rein may be moved down to the second hole from the mouth without penalty.
4. A wooden or modern style whip must be carried in hand and the lash should be able to extend to the horse's shoulder.
5. Equipment is to be in serviceable and sound condition.

FR174 Attire

1. Male Exhibitor, the male driver must wear a traditional Friesian Costume which consists of a black top hat, black or conservative dark color jacket with tails. The vest may coordinate in color to the vehicle or the passenger dress color. The collared shirt must be white with a white ascot. Coordinating color knickers to the jacket, with white or blue socks only, black shoes with silver buckles. No gloves. A traditional watch chain adorning the vest is preferred however not required and should not be penalized.
2. Female Exhibitor, the female driver or passenger must wear a traditional Friesian Costume which consists of a head dress; first layer next to the hair line, wrap with white cotton or white bandage, second layer white cap, third layer a black cap, fourth layer a Golden or Silver Iron, fifth layer is a white lace cap held by hat pins placed at the temples also known as Mutsenspjeld. The dress may vary in color, however, is traditionally black, the garment must be constructed of natural fabric usually cotton or silk. The components of the dress are as follows; the bodice is tight and ribbed, the sleeve may fit tightly on the arm or they may blouse from the shoulder and gathered at the wrist, the sleeve has a white undergarment that extends from the elbow to the wrist which may be cotton or lace. The color coordinating skirt is comprised of three parts; the first under skirt/petticoat is white cotton, the second or middle layer skirt is black, and the over or top skirt matches the bodice and should extend to the ground. Black shoes, no gloves. The dress should have a white lace or ornamented cotton shawl draped at the shoulder with a broach, and a coordinating apron that extends from the waist to the skirt length. The ornamental purse usually has biblical scenes at the closure and should be positioned on the right slightly below the bodice, the silver scissor and silver pin holder should be positioned on the left front just below the bodice. The exhibitor may wear jewelry appointments such as a necklace, bracelet and a ring.

FR175 Qualifying Gaits

1. Extended Trot—The extended trot is to be a controlled extended reaching movement, with power and drive from the engaged rear end, while maintaining balance, ease and freedom of movement. In order to extend some horses may need to achieve the desired movement at different speeds and should not be penalized.
2. Excessive speed will be penalized.
3. Break from gait will be penalized.
4. The head set should be high yet controlled.

FR176 Class Specifications

1. Two awards will be given separately through 6th place.
 - a. First Set of Awards—Movement and performance of the horse

1. Open classes are to be judged on 90% movement and 10% performance.
2. Second Set of Awards—Overall presentation of Sjees, harness, appointments, and exhibitor costumes
3. Open classes are to be judged equally on the vehicle, harness, appointments, and exhibitor costumes

SUBCHAPTER FR-17 CARRIAGE COSTUME

FR177 Carriage Costume Period/Fantasy

Exhibitor is to give free expression to the imagination and creativity of the presentation. Classes are to be judged on creativity, authenticity to period, suitability of costume to horse and driver and manners.

FR178 Appointments

1. Harness and bits in all Friesian driving classes should be appropriate to the horse and vehicle according to tradition and safety. Sidechecks and overchecks are permitted when appropriate to a class or vehicle.
2. To be shown to a traditional Meadowbrook, roadcart, or other suitable two or 4 wheeled vehicle. Any harness and bit(s) used must be suitable to the vehicle driven. Harness to include a headstall with blinkers and a martingale when a snaffle bit is used. Burr, gags, and twisted wire bits are not allowed.
3. Costume-Period/Fantasy (no metallic or metal armor) see FR208.1.2 and FR209.1.2 for Costume Requirements.

FR179 Qualifying Gaits

1. To be shown at a walk and normal trot both ways of the ring; no reinback.
2. Excessive speed to be penalized.
3. Manners are paramount.

FR180 Carriage Costume Class Specifications

1. OPEN, MAIDEN, NOVICE, LIMIT, STALLION, MARE, and GELDING classes are to be judged on attitude, manners, performance, type, quality and conformation. To be shown at the walk and a normal trot.
2. AMATEUR, AMATEUR OWNER, LADIES, GENTLEMEN MASTERS, and JUNIOR EXHIBITOR classes are to be judged on manners, performance, type, attitude, quality and conformation. To be shown at the walk and normal trot.
BOD 1/16/16 Effective 4/1/16

SUBCHAPTER FR-18 CARRIAGE DRIVING

FR181 Carriage Pleasure Driving

Carriage Pleasure Driving classes held in the Friesian Division are to be conducted in accordance with Carriage Pleasure Driving Division - Chapter CP.

Exceptions:

- a. Marathon & CDE Vehicles may be used in all Carriage Pleasure Driving Classes with exception of Carriage Pleasure Driving Turnout and Concours D' Elegance.
- b. In Drive and Ride classes, an entry may be driven and ridden by different exhibitors in all sections unless an exception is printed in the prize list.

SUBCHAPTER FR-19 WESTERN PLEASURE

FR182 General

1. All horses must adhere to rules in Subchapter FR1—General Qualifications.
2. Exhibitors shall enter the ring at the jog trot in a counterclockwise direction. Horses are to be shown at a walk, jog trot and lope both ways of the ring.

FR - FRIESIAN DIVISION

3. At the judge's discretion, horses may be asked to extend any gait except in Junior Horse, Amateur, Amateur Owner and Junior Exhibitor classes.
4. Horses are to be reversed to the inside (away from the rail) and will not be asked to reverse at the lope.
5. In the lineup, horses must stand quietly and may be asked to back individually or as a group.
6. Light hand contact with the horse's mouth must be maintained at all gaits without undue restraint.
7. Only one hand may be used around the reins, and hands must not be changed. Two hands may be used when a Junior Horse is being shown in a snaffle bit or hackamore.
8. A natural head position is desired. A vertical head carriage not to be penalized.

FR183 Appointments

1. Any Western type headstall without noseband in conjunction with any standard Western bit shall be allowed.
2. Bits: A standard Western bit is one that has a shank with a maximum overall length of 8 1/2 inches. The mouthpiece shall consist of a metal bar which is from 3/8 inch to 3/4 inch in diameter, varying from the straight bar to a full spade. Jointed mouthpieces are permitted. Flat leather chinstrap, other than the buckle(s), which must be at least 1/2 inch in width. Any device made of wire, metal or rawhide used in conjunction with or as part of leather chinstrap is prohibited. Curb chains are also allowed and must be at least 1/2 inch in width and lie flat against the jaw. Hackamore or snaffle bits (smooth mouth) will be permitted on Junior Horses. Mechanical Hackamores are prohibited. Junior Horses are permitted to show in all other Western classes with a snaffle bit or hackamore and riders may use two hands. Once a Junior Horse is shown in a standard Western bit, it may not go back and be shown in a snaffle bit or hackamore in the Western division. A hackamore includes a bosal rounded in shape and constructed of braided rawhide or leather and must have a flexible non-metallic core attached to a suitable headstall.
3. Split reins or closed reins with romal are equally acceptable. Only one hand may be used on reins and hands must not be changed except to negotiate an obstacle in a Trail Horse Class. When split reins are used and the ends fall on the side of the reining hand, one finger between the reins is permitted. When using Romal or if the split reins fall on the opposite side of the reining hand, no finger is allowed in between the reins. Rider may hold romal or ends of split reins to keep them from swinging and to adjust the position of the reins provided they are held with at least 16 inches of rein between the hands. When a hackamore is used, attached reins may be of hair, rope or leather.
4. Martingales or tie downs are prohibited.
5. Entries shall be shown with a stock saddle; silver equipment will not count over a good working outfit. Sidesaddles are also permitted with proper attire.
6. Whips are not allowed other than with a sidesaddle.
7. Riders shall wear Western hat, long-sleeved shirt with any type collar, trousers or pants (one piece long sleeved equitation suit is acceptable provided it includes a collar). Chaps, shotgun chaps, or chinks, and boots are required. A vest, jacket, coat, and/or sweater may also be worn. Protective headgear may be worn without penalty. (See GR801)
8. Spurs are optional.

FR184 Qualifying Gaits

1. Horses are to be shown at a walk, jog trot and lope with light contact to the horse's mouth both ways of the ring.

FR185 Western Pleasure Class Specifications

1. WESTERN PLEASURE, OPEN, MAIDEN, NOVICE, LIMIT, STALLION, MARE and GELDING classes will be judged on performance, manners, type, quality and conformation, except as noted below.
2. In AMATEUR, AMATEUR OWNER, LADIES, GENTLEMEN, MASTERS and JUNIOR EXHIBITOR classes, horses will be judged on manners, performance, type, quality and conformation.
3. In JUNIOR HORSE (3, 4, and 5 years old) classes, horses will be judged on quality, type, performance, conformation and manners.

SUBCHAPTER FR-20 TRAIL

FR186 General

1. All horses must adhere to rules in Subchapter FR1—General Qualifications.
2. Trail horses are required to work over and through obstacles on a reasonably light contact to the mouth without undue restraint.
3. No horse may enter the trail course area until the course and the judge are ready. Riders will be permitted to inspect the course on foot during the judge's instructions prior to the start of the class.
4. Tests which may be required are negotiating a gate, carrying objects from one part of arena to another, riding through water, over logs or simulated brush, riding down into and up out of ditch without lunging or jumping, crossing a bridge, backing through obstacles, side passing, mounting and dismounting from either side and performing over any reasonable conditions encountered along the trail. However, unnatural obstacles, such as fire extinguishers, perforated plywood in water boxes, exotic animals or unsafe elements such as hay bales, should be avoided.
5. Course to include a minimum of six obstacles and a maximum of eight obstacles except in the case of damaged obstacles (see #13 in this Section).
6. Care in preparing the course should be exercised to prevent a direct advantage to either a small or large horse.
7. The option to show with either Western or English appointments will be left to the discretion of the exhibitor. If shown as a Western horse, the required gaits will be the walk, jog-trot and lope. If shown as an English horse, the gaits required will be the walk, trot, and canter. In either case, there should be suitable duration of all gaits to determine the way of going.
8. Management is encouraged to design an obstacle course that can be negotiated within 3 minutes.
9. The judge has the right to alter the course, before the first horse begins.
10. Rider's hands shall be clear of horse to avoid cuing.
11. Rail work shall not be required.
12. Two or more horses may be entered by the same exhibitor, and the same rider may elect to show more than one horse.
13. Unsafe obstacles: If at any time an obstacle is found to be unsafe, it shall be repaired or removed from the course. If it cannot be repaired and horses have completed the course, the score for that obstacle shall be deducted from all horses' scores. No horse shall be asked to repeat the course, except in the case of a tie.
14. For obstacle dimensions, refer to rule WS126, Mandatory Dimensions of Trail Obstacles. For scoring, refer to WS124, Scoring Procedures.
15. Class Conduct:
 - a. Western-Horses in all classes are to be shown over and through obstacles with light contact to the mouth being maintained without undue restraint. Two hands on the reins are permissible on junior horses when the horse is shown in a Snaffle bridle or Bosal.
 - b. English-Horses in all classes are to be shown over and through obstacles with light contact to the mouth being maintained without undue restraint. Two hands are acceptable in all English classes.
16. After enough horses have completed the course for the ribbons awarded, any horse with a major fault may be eliminated at the judge's discretion, without completing the course.
17. Obvious unsoundness must be disqualified with no prize awarded.

FR187 Appointments

1. Western-Please refer to Appointments section in Friesian Western Pleasure for proper appointments. See FR179.
2. English-Please refer to appointments section in English Pleasure and Park-Saddle Seat, FR121, FR122, FR126 and FR127, Country English Pleasure-Saddle Seat, FR130, and English Pleasure-Hunt Seat, FR134.

FR188 Judging Criteria

1. Entry will be evaluated on responsiveness, willingness and general attitude. To be judged on performance, manners, way of going, and conformation. Horses to be penalized for any unnecessary delay while approaching obstacle. Judges are encouraged to ask any horse that is taking an excessive amount of time at an obstacle to advance on to the next obstacle.
2. Horse shall be eliminated if Off Course. Off Course is defined as:
 - a. Taking an obstacle in the wrong direction.
 - b. Negotiating an obstacle from the wrong side.
 - c. Skipping an obstacle unless directed by the judge.
 - d. Negotiating the obstacles in the wrong sequence.
 - e. Not following the correct line of travel.

SUBCHAPTER FR-21 TRAIL IN HAND

FR189 General

1. All horses must adhere to rules in Subchapter FR1-General Qualifications.
2. Trail horses are required to work over and through obstacles on reasonably light contact to the lead/rein without undue restraint. Horses shown with a lead attached may not be shown with a chain.
3. No horse may enter the trail course area until the course and the judge are ready. Riders will be permitted to inspect the course on foot during the judge's instructions prior to the start of the class.
4. Tests which may be required are (but are not limited to) negotiating a gate, carrying objects from one part of arena to another, walking through water, over logs or simulated brush, walking down into and up out of ditch without lunging or jumping, crossing a bridge, backing through obstacles, side passing, and performing over any reasonable conditions encountered along the trail. However, unnatural obstacles, such as fire extinguishers, perforated plywood in water boxes, exotic animals or unsafe elements such as hay bales, should be avoided.
5. Course to include a minimum of six obstacles and a maximum of eight obstacles except in the case of damaged obstacles (see FR182.5).
6. Care in preparing the course should be exercised to prevent a direct advantage to either a small or large horse.
7. Course is to include a walk and trot or jog of suitable duration to determine the way of going.
8. Management is encouraged to design obstacle course, so that each obstacle can be negotiated within 60 seconds.
9. The judge has the right to alter the course, before the first horse begins.
10. Rider's hands shall be clear of horse to avoid cuing.
11. Exhibitors will not be penalized for crossing their own path.
12. Two or more horses may be entered by the same exhibitor.
13. Unsafe obstacles: If at any time the judge finds an obstacle is found to be unsafe, it shall be repaired or removed from the course. If it cannot be repaired and horses have completed the course, the score for that obstacle shall be deducted from all horses' scores. No horse shall be asked to repeat the course, except in the case of a tie.
14. All Classes are to be shown over and through obstacles at a walk, and trot or jog with light contact to the reins or lead being maintained without undue restraint.
15. After enough horses have completed the course for the ribbons awarded, any horse with a major fault may be eliminated at the judge's discretion, without completing the course.
16. Obvious unsoundness must be disqualified with no prize awarded.

FR190 Appointments

- 1 Horses may be shown in either halters or bridles. Bridles or halters may be constructed of leather or nylon. Bridles should reflect the discipline in which the horse is being shown. (Refer to FR121, FR126, FR130, FR134, FR145,

FR149, FR179)

2. Conchos on the bridle are prohibited; exception Part-Breds.
3. Horses shown with a lead attached may not be shown with a chain. A split lead may be used.
4. Gag and twisted bits of any type are prohibited.
5. Horses under the age of two shall be shown in a halter only. Horses age two and over shall be shown in a bridle with a bit appropriate to the discipline they are showing under.
6. No whips allowed.

FR191 Attire

Attire shall consist of appropriate In Hand attire (Refer to FR109) comprised of a polo or collared casual dress shirt with casual dress pants. Exhibitors may also chose to dress in the appropriate attire for the discipline in which they show (Refer to individual performance divisions FR109, FR122, FR127, FR130, FR134, FR139, FR145, FR149, FR179)

FR192 Judging Criteria

1. Entry will be evaluated on responsiveness, willingness and general attitude. To be judged on performance, manners, way of going. Horses are to be penalized for any unnecessary delay while approaching obstacle. Judges are encouraged to ask any horse that is taking an excessive amount of time at an obstacle to advance on to the next obstacle.
2. Horse shall be eliminated if the judge deems their behavior as dangerous to handler. Which is defined but not limited to:
 - a. Breaking away from the handler
 - b. Kicking
 - c. Striking
 - d. Biting
3. Horse shall be eliminated if Off Course. Off Course is defined as:
 - a. Taking an obstacle in the wrong direction.
 - b. Negotiating an obstacle from the wrong side.
 - c. Skipping an obstacle unless directed by the judge.
 - d. Negotiating the obstacles in the wrong sequence.
 - e. Not following the correct line of travel.

SUBCHAPTER FR-22 SHOWMANSHIP

FR193 Showmanship in Hand General

Competitions are encouraged to offer Showmanship classes for both Junior Exhibitors (see GR127) and Adult Amateurs (riders 18 years and older).

1. The Showmanship class shall be judged on the exhibitor's ability to prepare and present the horse safely, elegantly and in correct format. The conformation of the horse is not to be judged. The horse is considered a means of displaying the abilities of the individual exhibitor. The ideal showmanship performance consists of a poised, confident, appropriately attired exhibitor leading a well groomed and conditioned horse. Efficiency of movement with promptness, smoothness and precision is required. Horses to be presented in the Friesian show position.
2. Competition management is encouraged to divide classes by age groups which will vary according to local participation. **A handler may handle either a Purebred Friesian or a Part-Bred Friesian if combined classes are offered. (FR101.25) BOD 1/16/16 Effective 4/1/16**
3. Unsoundness of the horse being shown shall not penalize a handler unless it is sufficiently severe as to impair the required performance; penalty is at the judge's discretion.

4. Offering prize money in Youth Halter Showmanship is prohibited.
5. A minimum of six ribbons should be awarded, but no more than ten places are recommended.
6. The handler's number must be worn on the back and must be clearly visible at all times. Hair must be neat and securely fastened so as not to cover the handler's number.
7. Excessive coaching or unauthorized assistance in any manner is subject to penalty or disqualification at the judge's discretion.
8. Stallions are prohibited,
9. Pure and Part Bred Friesians may compete in the same class.
10. Showmanship pattern must be posted at least one hour prior to the class.

FR194 Appointments

1. General

- a. Handlers may show in English, Hunter, Dressage or Western attire or they may show in casual attire. Casual attire is defined as a long sleeved blouse or shirt and slacks. Boots or shoes are acceptable; sneakers are not allowed. Sweater, vest, jacket, gloves and ties are optional. Attire and tack to match the specifications of the performance class appointments. (FR126, FR127, FR134, FR137, FR179). A whip or crop is optional at the handler's discretion.
- b. If handler shows in Hunter or Dressage attire, the horse may show with a braided mane and tail (FR142.6, FR134.3).

FR195 Class Conduct

1. Handlers shall enter the ring in a counter clock-wise direction on the rail unless otherwise specified by the judge. The entry will enter either at the walk or trot according to the judge's instruction.
2. Each handler shall correctly lead their horse to and from the judge and show his/her horse according to instructions from the judge per the posted pattern.
3. Handlers may be asked to perform additional tests at the judge's discretion.
4. Presentation of the Horse:
 - a. The handler should position himself in such a way that as the judge moves around the horse, the handler does not obstruct the judge's view of the horse
 - b. The horse shall not be stretched but shall be square on front feet; hind feet may either be square or have one rear cannon bone perpendicular to the ground.
 - c. Leading the horse will follow the routine procedure for halter classes with the addition of the Quarter System when standing the horse before the judge. The horse shall be led from the left (near) side with the handler holding the lead strap in the right hand at a distance from the horse allowing for maximum control and presentation. Handler's position when leading is midway between the head and shoulder of the horse. The remaining portion of the strap should be held safely in the left hand, and not wrapped around the hand. When moving away from the judge, the horse should be kept in line with the judge so the horse's movement can be observed. The horse should be brought to a complete stop at either end of the line before turning to the right, away from the handler. The handler should appear alert until the entire class has been placed and the judge has submitted his card. The handler should be natural and avoid over showing, and respond promptly to requests from the judge or other officials. A light touch of the whip is permitted, if necessary. Courtesy and good sportsmanship should prevail at all times.

FR196 Judging Guidelines

Showing a horse in-hand is an art and should be considered as such by the showman and judge alike. The showmanship class shall be judged strictly on the exhibitor's ability to prepare and present the horse; conformation of the horse is not to be judged. The ideal showmanship performance consists of a poised, confident, appropriately attired

exhibitor leading a well-groomed and conditioned horse; the exhibitor should quickly and efficiently perform the requested pattern with promptness, smoothness and precision. Emphasis shall be placed on the exhibitor's ability to perform maneuvers in a safe and elegant manner.

FR197 Specifications

To be judged on Presentation of the Horse 50%, Condition, Grooming and Fitting of the Horse 40% and Appearance of the Exhibitor 10%.

FR198 Tests from which the Judge may choose: 1. Walk or trot horse to or from judge.

2. Set horse up.
3. Back horse.
4. Movement of handler so as not to obstruct judge's view of the horse.
5. Turn horse (90, 180, 270, 360 degrees, etc.)
6. Trot down rail or around ring.
7. Move the horse to a different spot in the line-up.

FR199 Additional tests from which the Judge may choose:

1. Questions on relevant subjects such as:
 - a. Parts of the horse
 - b. Grooming
 - c. Basics in horse care
 - d. Proper attire

NOTE: If questions are asked, the same or similar questions must be used with each handler so tested.

2. Pick up horse's hoof
3. Mouth horse

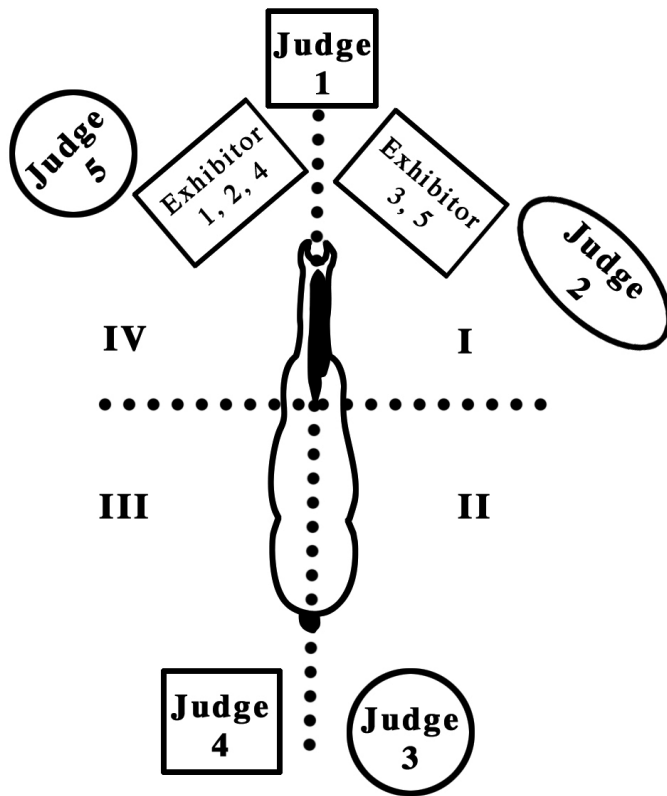
FR200 Showmanship Faults:

1. Not following the judge's instructions.
2. A Handler not showing the horse, but just showing himself.
3. Crowding other competitors while leading the horse or in the line-up.
4. Not lining up in front of the judge when walking or trotting.
5. Turning the wrong direction in patterns. Normally, the horse is between the exhibitor and the judge.
6. Standing in a position to obstruct the judge's view of the horse.
7. Excessive use of the whip or actions that may disturb other entries.
8. Not holding the shank correctly or jerking the shank excessively.
9. Excessive steady pressure on lead shank or dragging the horse while moving.
10. Improper attire or attire not clean and neat.
11. Horse in poor condition, not clean or properly groomed.
12. Improper tack or tack that is not clean.
13. Number not worn or improperly displayed.
14. Any handler not having his horse under sufficient control must be dismissed from the ring by the judge.

FR201 Quarter System

The Quarter System involves drawing imaginary lines bisecting the horse into four equal areas as shown in the drawing. They are numbered I, II, III, IV for identification. One line runs across the horse just behind the withers. The other runs from head to tail. When the horse is set up for inspection, the exhibitor stands in area IV. When the judge moves to area II, the exhibitor moves to area I. When the judge moves to area III, the exhibitor moves back to area IV. When

the judge moves to area IV, the exhibitor moves back again to area I. An exhibitor should never stop directly in front of the horse, since this is a danger zone. When the judge is in the front half of your horse, you should be on the opposite side of the horse. When the judge is in the back half of your horse, you should be on the same side of the horse.



SUBCHAPTER FR-23 EQUITATION

FR202 General

1. Competitions are encouraged to offer both Junior Exhibitor and Adult Amateur Equitation classes. A Junior Exhibitor is an individual who has not reached his/her eighteenth birthday as of December 1 of the current competition year. See GR127). Classes for adult amateurs are for amateur riders 18 and older.
2. A Rider may ride either a Purebred Friesian or a Part-Bred Friesian in Equitation classes if combined classes are offered. Exception to FR101.25
3. The rider's position, seat, hands and the correct use of the aids are to be judged, refer to Equitation Chapter EQ. *BOD 1/16/16 Effective 4/1/16*

FR203 Saddle Seat Equitation

1. Position and appointments as appropriate to Saddle Seat Equitation, refer to EQ113 & EQ114.
2. Saddle Seat Equitation classes are to be shown at a walk, trot and canter both ways of the ring, refer to Equitation, Chapter EQ.
3. At the judge's discretion, individual work may be required. Instructions must be announced to all exhibitors. If a pattern is used, it must be posted at least 1 hour before the class. A pattern is defined as two or more tests to be ridden concurrently. Tests from which a judge may choose:
 - a. Work collectively at walk, trot, and canter.
 - b. Address reins—the process of laying down reins and picking up reins (only in lineup).

- c. Feet disengaged from stirrups, feet engaged (In the lineup only).
- d. Change of diagonals on or off the rail.
- e. Back for not more than 6 steps.
- f. Figure eight at trot demonstrating change of diagonals. (See EQ118)
- g. Execute a figure eight at the canter demonstrating a simple change of leads. This is a change whereby the horse is brought back into a walk or halt and restarted into a canter on the opposite lead. Figures to be commenced in center of two circles so that one change of lead is shown.
- h. Circle at the trot on the correct diagonal.
- i. Circle at the canter on the correct lead.
- j. Canter in a straight line, on or off the rail, with or without demonstrating a simple change of lead. The judge must specify the beginning lead and exact lead changes to be executed. A simple change of lead is one in which the horse is brought back to a walk/halt and restarted on the opposite lead.

FR204 Hunter Seat Equitation

1. Position and appointments as appropriate to Hunter Seat Equitation, refer to EQ104 & EQ105. Dressage saddles are prohibited.
2. Horses shall enter the ring in a counterclockwise direction. Hunter Seat Equitation classes are to be shown on the flat at a walk, trot and canter both ways of the arena, refer to Equitation, Chapter EQ.
3. At the judge's discretion, individual work may be required. Instructions must be announced to all exhibitors. If a pattern is used, it must be posted at least 1 hour before the class. A pattern is defined as two or more tests to be ridden concurrently. Tests from which a judge may choose:
 - a. Work collectively at walk, trot, and canter.
 - b. Sitting or rising trot.
 - c. Halt (4-6 seconds) and/or back.
 - d. Execute a figure eight at a trot, showing a change of diagonals (See EQ112).
 - e. Execute a figure eight at a canter, showing a simple change of lead. This is a change whereby the horse is brought back into a walk or trot and restarted into a canter on the opposite lead. Figures to be commenced in center of two circles so that one change of lead is shown.
 - f. Ride without stirrups, riders must be allowed option to cross stirrups.
 - g. Turn on the forehand from the walk.
 - h. Turn on the haunches from the walk.
 - i. Execute a serpentine at a trot demonstrating changes of diagonals and/or canter on correct lead demonstrating simple changes of lead.

FR205 English Equitation - All Seats

1. This class is open to all Junior Exhibitors riding in Saddle Seat, Hunt Seat or Dressage Seat.
2. Position and Appointments as appropriate to Saddle Seat EQ113-114, Hunt Seat EQ104-105, or Dressage Seat DR133.
3. Horses shall enter the ring in a counterclockwise direction. To be shown at a walk, trot and canter both ways of the arena. All trot work is to be done at a rising trot.
4. The rider's position, seat, hands and correct use of aids are to be judged. Please refer to the Equitation Chapter EQ for Saddle Seat and Hunt Seat and DR117 for Dressage Seat.
5. At the judge's discretion, individual work may be required. A sitting trot may be used as part of an individual test. Instructions must be announced to all exhibitors. If a pattern is used, it must be posted at least 1 hour before the class. A pattern is defined as two or more tests to be ridden concurrently. Tests from which a judge may choose:

FR - FRIESIAN DIVISION

- a. Work collectively at the walk, trot and canter.
- b. Halt (4 – 6 seconds) and/or back (not more than 6 steps).
- c. Change in diagonals on or off the rail.
- d. Simple change in leads on or off the rail. Judge must specify the beginning lead and exact lead changes to be executed.
- e. Execute a figure eight at the trot, showing a change of diagonals.
- f. Execute a serpentine at a trot demonstrating changes of diagonals.
- g. Execute a figure eight at the canter, showing a simple change of lead. This is a change whereby the horse is brought back into a walk or trot and restarted into a canter on the opposite lead. Figures to be commenced in center of two circles so that one change of lead is shown.
- h. Circle at the trot on the correct diagonal.
- i. Circle at the canter on the correct lead.

FR206 Western Seat Equitation

1. Position and appointments as appropriate to Western Seat Equitation, refer to EQ122 & EQ123.
2. Exhibitors shall enter the ring in a counterclockwise direction at the jog trot. Horses shall be worked at the walk, jog trot and lope both ways of the ring, refer to Equitation, Chapter EQ.
3. At the judge's discretion, individual work may be required. Instructions must be announced to all exhibitors. If a pattern is used, it must be posted at least 1 hour before the class. A pattern is defined as two or more tests to be ridden concurrently. Tests from which a judge may choose:
 - a. Back
 - b. Figure eight at the jog trot.
 - c. Figure eight at the lope, with a simple change of lead. This is a change whereby the horse is brought back into a walk or jog trot and restarted into a lope on the opposite lead. Figures to be commenced in center of two circles so that one change of lead is shown.
 - d. Jog trot and stop, either on or off the rail.
 - e. Lope and stop, either on or off the rail, the judge must specify which lead to start on.
 - f. Change leads down center of ring, demonstrating simple change of lead.
 - g. Ride a serpentine, demonstrating a simple change of leads at a lope.
 - h. Execute a 360 degree turn on the haunches.

FR207 Walk-Trot Equitation

1. Open to exhibitors who have never shown in an Equitation class that required a lope or canter at any recognized show. Exhibitor may not show in any other class that requires a lope or canter at the same show.
2. Exhibitors may show in any style seat, (Hunter Seat, Saddle Seat, and Western Seat) however, the attire, equipment, and appointments must match the chosen seat. See Equitation, Chapter EQ for direction on rider's position and appointments for each seat.
3. The exhibitor will be judged on his or her basic position in the saddle. Exhibitor will also be judged on his or her ability to govern, control and properly exhibit the horse.
4. Exhibitors will enter the arena in a counterclockwise direction at the walk. Exhibitors will work at a walk and trot or jog trot both directions of the ring. Horses must not be asked to back. No tests or patterns to be called for.

FR208 Lead line Equitation Walk-Trot 10 & under

1. Open to exhibitors who have never shown in a class that required a lope or canter at any USEF licensed competition. Exhibitor may not show in any other class that requires a lope or canter at the same competition.
2. Once a rider competes in a USEF Friesian class requiring a trot, including Lead Line Walk/Trot, they may no longer

compete in the Lead Line Equitation 6 & Under.

3. Rider may not enter any other riding class at the same competition.
4. Exhibitors may show in any style seat (Hunter Seat, Dressage, Saddle Seat, and Western Seat). However, the attire, tack and appointments must match the chosen seat. Refer to Equitation, Chapter EQ for correct position and appointments for Hunter Seat, Saddle Seat, and Western Seat. For Dressage see FR137. For appropriate tack for each seat refer to FR134 for Hunter Seat, FR137, FR142 and DR121 for Dressage, FR121, FR126, and FR130 for Saddle Seat, and FR179 for Western Seat.
 - a. Exhibitor must wear properly fitting (ASTM/SEI) protective headgear. Harness must be secured and properly fitted. (GR801)
5. To be led by an adult handler, rider should have control of the reins and horse. Handler must have a lead shank or lead rein connected to a halter or the cavesson as appropriate. Exhibitor must have feet properly in the stirrups.
6. To be shown at the walk, and trot both direction of the arena and then lined up as directed by the judge or ringmaster. Sitting or posting trot as appropriate to the discipline shown. Horses should stand quietly in the lineup. Horses must not be asked to back.
7. Judged and placed as an equitation class. The exhibitor will be judged on his or her basic position in the saddle. Exhibitor will also be judged on his or her ability to govern, control and properly exhibit the horse. Diagonals and correct position for chosen riding discipline to be exhibited.
8. Rider must be in control of reins and horse at all times. If needed, the handler should take control of the horse to prevent an accident or loss of control by the exhibitor. At any time during the class, unruly or disruptive horses must be excused from the class at the judge's discretion.
9. Exhibitors will enter the arena at the walk, with their handler properly holding an attached lead shank or lead rein. The ringmaster will direct each individual exhibitor to trot to a designated point as announced and then come down to a walk and continue around the arena in the same direction. Once all exhibitors have trotted, they will then be asked to reverse and once again trot individually at the direction of the ring master to a designated point and line up as directed. Horses should stand quietly in the lineup.

FR209 Lead line Equitation—6 and under

1. Exhibitors may not enter any other riding class at the same show.
2. Exhibitors may use any style of tack and appointments; however, the rider's attire and the mount's tack should be of the same type.
 - a. Exhibitor must wear properly fitting (ASTM/SEI) protective headgear. Harness must be secured and properly fitted. (GR801)
3. To be led by an adult handler, exhibitor should have control of the reins. Handler must have a lead shank or lead rein connected to a halter or the cavesson as appropriate. The handler may just walk along holding the lead shank, and allow the exhibitor to control the direction of the horse. If needed, the handler should take control of the horse to prevent an accident or loss of control by the exhibitor. Exhibitor must have feet properly in the stirrups.
4. Exhibitors will enter the arena at the walk, with their handler properly holding an attached lead shank or lead rein. Exhibitors will walk both directions of the arena, and lineup as directed by the judge or ringmaster. Horses should stand quietly in the lineup. Horses are not to be asked to back.
5. At any time during the class, unruly or disruptive horses may be excused from the class at the judge's discretion.
6. To be judged on Exhibitor's position and appointments.

SUBCHAPTER FR-24 COSTUME

EXHIBITOR IS TO GIVE FREE EXPRESSION TO THE IMAGINATION AND CREATIVITY OF THE PRESENTATION. CLASSES ARE TO BE JUDGED ON CREATIVITY, AUTHENTICITY TO PERIOD, SUITABILITY OF COSTUME TO HORSE AND RIDER, AND MANNERS.

FR210 General

1. All horses must adhere to rules in Subchapter FR1—General Qualifications.
2. Exhibitors shall enter in the ring at a walk in a counterclockwise direction. All horses shall be worked at a walk & trot both ways of the ring.
3. Excessive speed to be penalized.
4. Exhibitors may be asked to halt & stand quietly.
5. Light hand contact must be maintained.
6. Line up position is at the discretion of the Judge.
7. Exhibitors can show individually or in groups up to but not exceeding five per group. Groups must be clearly identifiable, with lead rider wearing number easily visible to judge.
8. It will be at the Judges discretion to decide if a costume is unsafe and cause for elimination.
9. No Walkers allowed. Flags, bards, and/or banners are permitted.
10. Costumes should be made of durable material and securely attached, such that no part of costume falls off during the class.
11. Appointments, the exhibitor safety should be a primary consideration.
12. A short script about each costume may be provided to the announcer from each entry. Only the winning entry will have their script read during the awards presentation for the class. The script must not exceed one minute when read.

FR211 Appointments

1. Must be shown with a Friesian Division “approved” bit or rose bit. Bosals are permitted, exception armored costume exhibitors must show with a bit. Prohibited Bits: Twisted, burr, wire gag bits of any type are not permitted. Curb chains are also allowed and must be at least 1/2 inch in width and lie flat against the jaw. Mechanical Hackamores are prohibited. Ornamental and Friesian Division “approved” bridles are permitted. Running martingales are permitted. Military martingales are permitted on military presentations only. Standing martingales or tie downs are prohibited.
2. All Friesian Division “approved” Saddles, Sidesaddles, and girths are permissible.
3. Swords and daggers are permitted provided they have a sheath with a secondary guard. Any other weaponry such as an ax or mace, must be sheathed to prevent injury to exhibitors.
4. Drawing or brandishing swords, daggers, or any other weaponry on show grounds is not permitted.
5. Lances may not exceed 6 feet in length and must have a blunted point and be carried in the upright position only.
6. Weaponry appointments that can not be secured by sheath and a secondary guard are to be inspected during the warm up by a technical official prior to class commencement.
7. Articles that are perceived to be important to the overall presentation that are not permitted due to safety issues may be substituted with “stunt props” made of rubber or other non-metal materials.
8. JUNIOR EXHIBITORS may not show in classes with any authentic weaponry, only with “stunt props” made of rubber or other non-metal materials.

FR212 Period Costume

1. Costume of Horse and Rider must have an emphasis on authenticity to the period of turnout weighted as follows: horse tack 30%, rider costume 50%, horse movement, manners and quality 20%.
2. Exhibitors should dress in a manner consistent with their turnout, with attention to the styles, materials, and colors available during the period chosen.
3. No (noisy) reticulated metal armor allowed that would move together to create a sound disturbance to other competitors.

FR213 Fantasy Costume

1. Costume of Horse and Rider must have an emphasis on creativity and originality of the turnout to be weighted as follows: horse ornamentation 40%, rider ornamentation 40%, horse movement, manners and quality 20%.
2. Use of glitter is permitted.
3. No (noisy) reticulated metal armor allowed that would move together to create a sound disturbance to other competitors.

FR214 Armor Costume.

1. Costume of Horse and Rider must have an emphasis on authenticity to the period and type of armored turnout weighted as follows: horse tack/armor 40%, rider costume/armor 40%, horse movement, manners and quality 20%. Use of ancillary appointments such as banner, protective devices, and secured weapons appropriate to the turnout are to be additionally rewarded.
2. Authentic style bards allowed.
3. Exhibitors should dress in a manner consistent with their turnout, with attention to the styles, materials, and colors available during the period chosen.

FR215 Qualifying Gaits

1. All horses to be shown at the normal walk and trot both ways of the ring.
2. Excessive speed to be penalized.
3. Horses may be asked to back at judge's discretion.
4. Horses must be under control of the rider at all times. Manners are paramount.

FR216 Class Specifications.

1. Period, Fantasy, and Armor Costume classes; OPEN, MAIDEN, NOVICE, AMATEUR, AMATEUR OWNER, MASTERS, STALLION, MARE and GELDING classes. To be judged on authenticity to period, creativity, and suitability of costume to horse and rider, and manners.

SUBCHAPTER FR-25 TANDEM RIDING**FR217 General**

1. All horses must adhere to rules in Subchapter FR1—General Qualifications.
2. Exhibitors shall enter at a trot in a counterclockwise direction. Exhibitors shall be asked to go both ways of the ring at the walk, trot, and extended trot.
3. At the judge's discretion, horses may be asked to extend any gait.
4. In the lineup, horses must stand quietly and may be asked to back individually or as a group.
5. Light hand contact must be maintained.
6. It is imperative that horses give the distinct appearance of being pleasurable to ride and drive. Horses must display a pleasurable attitude. Vitality and presence are highly desirable and obedience to the rider of prime importance. All gaits must be performed with willingness and obvious ease, cadence, balance and smoothness.
7. Each entry shall be limited to two horses. Entry is to be shown with one horse under saddle with rider, while the second horse is being driven in the front by the same rider. Only one rider allowed for two horses.
8. One header for the driven horse may be utilized to ensure the safety of the exhibitors. Headers must wait at the in gate and may enter the arena once the class has lined up, but must be available at all times during the class. Header shall not touch the horse unless the horse presents a safety problem. Header must be properly attired, white or light colored smock is customary. No lettering on smock is permitted.
9. At the judge's discretion, the class may be split with up to 5 entries to be judged per section, dependent upon the

number of exhibitors the arena can safely accommodate. After all sections have been judged, and the placing determined, the placing exhibitors shall be called back into the arena to receive their awards.

FR218 Appointments

1. Black or russet harness, with a driving bridle with blinkers, saddle, and crupper only for the front horse. Rear horse would have an all purpose, Dressage, or flat saddle. Equipment must be in sound condition.
2. Snaffle bits and other types of traditional driving bits are allowed. Bits may be covered with rubber or leather. Burr and wire bits of any type are not permitted.
3. An appropriate driving whip may be carried at all times while driving. The thong on the whip must be long enough to reach the shoulder of the farthest horse.

FR219 Attire

1. For day classes traditional English attire that consists of traditional colored coat, coordinated breeches and boots. A traditional hunting cap or derby is required. Protective headgear may be worn without penalty. (See GR801.4)
2. For Championship or evening classes, formal attire consisting of white breeches, top hat and tails is appropriate but not required. Protective headgear may be worn without penalty. (See GR801.4)

FR220 Qualifying Gaits

1. Animated Walk—It is performed with great style, elegance and airiness of motion.
2. Animated Trot—To be executed in a highly collected manner, speed to be penalized. The horse's energy should be directed toward animation rather than speed.
3. Extended Trot—A faster, stronger and bolder trot: with a fuller extension of stride to obtain desired speed. It is executed in a highly controlled manner. Excessive speed shall be penalized.

FR221 Tandem Class Specifications

OPEN. Safety is paramount in this class and obedience to the rider is of prime importance. To be judged on performance, freedom, regularity and purity of the paces: harmony, lightness and ease of movements: lightness of the fore-hand and engagement of the hindquarters; acceptance of the bridle with submissiveness throughout, without tension or resistance.

SUBCHAPTER FR-26 MISCELLANEOUS

FR222 Walk—Trot

1. General: Horses must adhere to rules in Subchapter FR1—General Qualifications.
2. Appointments: Horses may be shown in any style of tack. (Dressage, Hunt seat, Saddle Seat, or Western.) Please refer to rules for Friesians in each of these sections for required appointments. Protective headgear will not be penalized. (See GR801.4) Equipment, attire, and presentation should match the discipline being ridden.
3. Qualifying Gaits: Exhibitors shall enter at a trot or jog-trot in a counter clockwise direction. All horses shall be worked at a walk and a trot or jog-trot in both directions. Horses must stand quietly in the lineup. Horses not to be asked to back.
4. Specifications:
 - a. WALK-TROT GREEN HORSE PLEASURE is open to any horse that is in its first year of showing. Horses may not show in any class that requires a canter or lope at the same show. To be judged on performance, type, quality, manners and conformation.
 - b. WALK-TROT, PLEASURE. No horse and rider combination may have shown in a class requiring a canter or lope at that same competition. To be judged on manners, performance, type, quality and conformation.
 - c. WALK-TROT JUNIOR HORSE (three to five years of age) is open to any junior horses. Horses may not show

in any class that requires a canter or lope at the same competition. To be judged on quality, type, performance, conformation, and manners.

5. Competitions are encouraged to divide the walk-trot classes by seat (Hunt seat, Saddle Seat, and Western) and/or by age of rider (JUNIOR EXHIBITOR, ADULT EXHIBITOR), and/or by classification (OPEN, AMATEUR, AMATEUR OWNER, MASTERS) but this is not required.

FR223 Liberty Class

1. All horses must adhere to rules in Subchapter FR1—General Qualifications. Horses must be shown in halters or snaffle bridles without reins. Tack is not to be removed, except lead or stud chain.
2. Description: The Liberty Class demonstrates the beauty and elegance of the style and movement that is natural to the particular Friesian horse. Some Friesians may show all their gaits including moments of great suspension and animation while others may gallop and playfully buck and rear. The selection of music should suit the style of the horse. Music may or may not contain words/singing. The exhibitor and helper enter the arena with the horse. At the first sound of the music, the In Hand is removed and the horse runs “free” in the arena demonstrating various gaits, or just playing along with the music. The exhibitor’s musical choice should be taped to end at exactly one and a half minutes. Once the music ends, the exhibitor has exactly two minutes to catch and In Hand the horse. A helper may assist the exhibitor in the ring to keep the horse in motion but may not catch or In Hand the horse. Neither the exhibitor nor the helper may touch the horse in any way during the performance. Shakers and whips are allowed but they must not touch the horse. Baiting to catch the horse is not permitted. The exhibitor is responsible for turning their music in to the competition management in a timely manner as stated in the prize list. It is the exhibitor’s responsibility to have the music in an acceptable media form as per management’s requirements, which is to be stated in the prize list.
3. Judging: Horses to be judged on movement, style, type, and quality. Consideration to be given to how the horse performed during his exhibition. Horses willing to “show off” and keep moving with moderate encouragement from the exhibitor and helper are preferred over those that need constant pushing from the exhibitor and helper. The horse should give the impression that he/she is enjoying their Liberty class time, not so much that he/she is being forced to perform.
4. Facility requirements: A secure arena with a substantial fence for confinement of horses is a necessity. The enclosure should be of sufficient height and durability to ensure that horses will remain inside. Competition management should not offer this class unless a proper, safe enclosure is available for use. There must be available a suitable PA system, tape and/or CD players. Competition management should state in the prize list, what type musical media will be accepted, for example, cassette tape, CD, etc.
5. Specifications: Class may be split as to Stallions, Geldings, and Mares. All Classes will be judged using the same criteria as above. Purebred Friesians and Part Bred Friesians are not to be judged in the same class.
6. Attire: refer to FR109.

SUBCHAPTER FR-27 REINING

FR224 Reining

Reining classes held in the Friesian Division are to be conducted in accordance with the current NRHA Handbook as modified by the following Friesian exceptions. Where Friesian rules are silent NRHA Rules prevail.

- a. There is no restriction on the number of horses a rider may show in a class.
- b. See FR179 for appointments.
- c. Friesian breed restricted competitions that offer reining classes, but are not licensed as a reining competition, are not required to have video instant replay available to the judges.
- d. Judges must choose from patterns in the NRHA Handbook.

SUBCHAPTER FR-28 WESTERN DRESSAGE

FR225 Western Dressage

Western Dressage classes held in the Friesian Division are to be conducted in accordance with the Western Dressage Division, Chapter WD.

CHAPTER HJ HUNTER/JUMPER COMPETITIONS

SUBCHAPTER HJ-1 COMPETITION FACILITY AND SERVICE STANDARDS INTRODUCTION TO HUNTER/JUMPER COMPETITIONS STANDARDS TYPES

HJ100 Types of Standards and Application

HJ101 Effective Dates for Standard Application

HJ102 Definitions - Competition Rings, Schooling Areas, Exercise Areas & Lunge Areas, Maintenance and Judge's Site

HJ103 Footing for Competition Rings, Schooling Areas, Exercise Areas & Lunge Areas

HJ104 HJs Support and/or Stabling Facilities

HJ105 Other Competition Standards Requirements

SUBCHAPTER HJ-2 RATING & HORSE ENTRY NUMBER

HJ200 HJ Competition Standards (HJS) Specific Only to Regular Competition Classifications and Ratings as Defined Below

HJ201 Definitions

HJ202 HJS Competition Standards Horse Entry & Renewal

HJ203 Requirements to Obtain Federation Local and/or Jumper Level 1

HJ204 HJS Requirements to Obtain Federation Regional II Rating

HJ205 HJS Requirements to Obtain Federation Regional I Rating and/or Jumper Level 2

HJ206 HJS Requirements to Obtain Federation National Rating and/or Jumper Levels 3 and 4

HJ207 HJS Requirements to Obtain Federation Premier Rating and/or Jumper Level 5

HJ208 Horse entry numbers exceed five hundred (500) and/or Duration of Competition or Series of Competitions Exceeds Twenty-One (21) days without a break of five (5) consecutive calendar days

HJ209 HJS Requirements for Federation Special Competitions (GR301 Classifications) and/or Jumper Level 6 Events

HJ210 HJS Options Menu Selections Required to Obtain Federation Rating for Premier, National, Regional I and Regional II and/or Jumper Levels 5, 4, 3 or 2 (See Specific Rating and Competition Standards Requirements)

HJ211 HJS Option Selection List

HJ300 Federation Hunter/Jumper or Hunter/Jumper - Local Competitions

CHAPTER HJ HUNTER/JUMPER COMPETITIONS STANDARDS

IN ADDITION TO THE REQUIREMENTS SET FORTH IN THIS CHAPTER ADDITIONAL RULES RELATING TO FEDERATION HUNTER AND JUMPER COMPETITIONS ARE LOCATED IN OTHER CHAPTERS OF THE FEDERATION RULE BOOK specifically, GR, HU, EQ, and JP.

Pursuant to GR 150.1, when a division or section rule is in conflict with a general rule (GR), the division or section rule shall govern.

In the event that a standard within this section exceeds the requirement in other Federation rules, the higher standard is applicable.

SUBCHAPTER HJ-1 INTRODUCTION TO HUNTER/JUMPER COMPETITION

STANDARDS TYPES

Hunter Jumper Competition Standards, set forth below are established to provide consistency in the quality of facilities and services offered in Federation hunter and jumper competitions.

HJ100 Types of Standards and Application

1. Distinguish HJ Competition Standards (HJS) and Basic Standards from Other Federation Standards. The reference to standards can occur in relation to separate and distinct sets of requirements.
 - a. Federation Standards which are applicable to multiple situations, disciplines, procedures and/or competitions.
 - b. Federation H/J Competition Standards (HJS) which are applicable only to Federation Rated licensed H/J competitions or H/J sections of multi-breed competitions.
 - c. Basic Standards set forth in HJ 100 to 105 applicable to both Rated and Local HJ competitions.

2. When Standards Are In Conflict.

In the event that a HJS within this section exceeds the requirement in other Federation rules or Standards the higher standard is applicable.

3. HJS Application to Multi-Breed and Breed Restricted Competition Standards.

HJS apply only to the H/J portions of a multi-breed competition and are not applicable to breed restricted competitions.

4. Standards Application.

- a. All hunter competitions fall into one of the following classifications: Premier, National, Regional I, Regional II or Local.
- b. All jumper competitions fall into one of the following classifications: Level 1, Level 2, Level 3, Level 4, Level 5 or Level 6.

For purposes of this chapter, hunter and jumper competitions are considered a single discipline and subject to the same HJS or Basic Standards where applicable.

5. HJS and Basic Competition License Renewal & Fines.

Standards are used as part of the evaluation process for the licensing of competitions. Failure to achieve and to maintain required Standards will be considered a major factor in the decision to renew or not renew a license and/or a rating. Unless the violation of HJS is intentional and/or is related to horse and human safety and welfare no fines relating to HJS standards will be assessed, other than those fines specified in the Federation rules (i.e. Sharps containers \$100 and et cetera).

6. Exemptions from HJS.

A single competition may receive a one time specific exemption by the Federation for application of the HJS due to unforeseen and/or extenuating circumstances (see ring size exemption provision H/J 102). Exemptions are not permanent and do not modify the requirement to meet the HJS in the future.

7. Other References.

In addition to the requirements set forth in this chapter, additional rules relating to Federation hunter and jumper competitions are located in other chapters of the Federation rule book specifically, GR, HU, EQ, AND JP. Pursuant to GR 150.1, when a division or section rule is in conflict with a general rule (GR), the division or section rule shall govern.

HJ101 Effective Dates for Standard Application

1. Existing Licensed H/J Competitions including Heritage Competitions eligible for renewal on or after 12-01-2011 unless stated otherwise in the HJS, must meet applicable HJS for their Rating. See HJ202 Horse Entry Number HJS.
2. All new competitions must meet applicable Basic Standards and HJS for their Rating. See HJ202 Horse Entry Number HJS.
3. Effective date for changes to HJS.

Any changes or additions to HJS, unless stated otherwise in the HJS being adopted, must be achieved by a competition effective the first of the month that is 12 months following the date of the Federation's adoption of the HJS or a later effective date set forth in the HJS that is adopted. For example, changes or additions to HJS adopted in January of a year will normally become effective on February 1st of the following year, etc. HJS may be amended or deleted effective immediately when such action is determined appropriate by the Federation.

4. Competitions with the first licensed date of a competition year, prior to the effective date of the modified standard(s) for their Rating or Level, will not be required to meet the new standard(s) until the next competition year.

HJ102 Definitions - Competition Rings, Schooling Areas, Exercise Areas & Lunge Areas, Maintenance and Judge's Site

Depending on competition rating or level approved, additional requirements may apply.

1. A Competition Ring is defined as a designated area on the competition grounds where classes are held for competition of hunters and/or jumpers. All competitions must provide a minimum of one (1) dedicated competition ring. When a competition ring is not being utilized for its primary purpose, it may be utilized to meet other required HJS such as exercise, lunge or schooling areas. This area must still meet the HJS for the other required use.
 - a. Beginning 12/01/2011 and ending 11/30/2016, competitions may apply in writing to the Federation for a "Temporary Waiver" of the HJS size requirement of a competition ring, schooling area, exercise area and/or lunge area as set forth in the Federation HJS. A Temporary Waiver may not exceed a five percent (5%) reduction from the HJS. The Temporary Waiver must be based on facts and circumstances that are beyond the control of the competition. Any Temporary Waiver request may only be approved for the period beginning 12/01/2011 and ending 11/30/2016. Full compliance with Federation HJS for competition rings, schooling areas, exercise areas and lunge areas will be required beginning 12/01/2016.
2. A Schooling Area is defined as a designated area on the competition grounds in close proximity to the competition ring in which horses are being prepared to compete.
3. An Exercise Area is defined as a designated area on the competition grounds in which horses at the competition may be exercised both on the flat and over fences.
4. A Lunge Area is defined as a designated area on the competition ground that is used primarily to lunge horses.
5. Horses cannot be required to be exhibited in the competition ring or schooled in the designated schooling areas before sunrise or after sunset unless lighting in accordance with HJ102.6 and GR 834.2 is provided that assures full and complete visibility.
6. Lighting which provides full and complete visibility for a safe working environment for horses and personnel must be provided if any of these areas (competition ring, schooling area, exercise area and lunge area) are open for use between sunset and sunrise.

7. A Judge's site with climate appropriate protection from adverse weather conditions and seating must be provided at each competition ring or other judging location.
8. Water trucks, sprinklers, snow removal or another climate appropriate system(s) must be used to address climate related conditions including, but not limited to, dust reduction for all required and provided rings, schooling, exercise and lunge areas.

HJ103 Footing for Competition Rings, Schooling Areas, Exercise Areas & Lunge Areas

{See HJ208 for additional requirements when the Horse Entry Numbers exceed five hundred (500) and/or licensed series of competitions are scheduled for a period of twenty-one (21) days or more without a break of at least five (5) consecutive calendar days}.

Depending on competition rating or level approved, additional requirements may apply.

1. The footing in all rings, schooling rings, exercise areas and lunge areas must be safe, consistent and appropriate for the intended use and type of competition. These areas must be properly maintained at least daily, and more often depending upon use and weather conditions.
2. Competition management is required to make an effort to maintain the best possible footing in competition, schooling, and exercise and lunge areas. Provisions must be made (by having on hand functioning proper equipment and scheduling sufficient breaks in the schedule) to maintain the footing in those areas throughout the competition by dragging, watering, and raking, if necessary.

HJ104 HJS Support and/or Stabling Facilities

Depending on competition rating or level approved, additional requirements may apply.

1. When provided, stalls must be of sturdy construction, in good condition and safe for horses and ponies. Prize list must specify type of stabling and type of stabling flooring. Stall doors must be provided. The recommended minimum dimensions for box stalls for horses are 9'6" wide by 9'6" deep or comparable square footage with a minimum ceiling height of 7'0". It is essential that the covering over the stalls is weatherproof.
2. If stabling is provided, each fifty (50) occupied stalls must be provided with one sharps container for the disposal of needles and other disposable sharp instruments. These containers must be placed in convenient locations in barns housing competition horses. If stabling is not provided, competition management must place a minimum of one sharps container for every seventy-five (75) horses entered the previous year in visible and convenient locations.
3. It is competition management's responsibility to replace sharps containers when full and dispose of them properly. Competition management may fine any individuals including trainers, owners, exhibitors, or their agents up to \$100 for improper disposal of needles or other sharp disposable instruments.
4. If local law has more stringent requirements than above relating to sharps containers or disposal, local law will prevail. Competitions failing to comply with placing the required number of containers on the competition grounds will be considered in violation of the rules and may be subject to penalty as determined by the CEO or his designee and/or the Hearing Committee.
5. The lighting in the barns and stabling areas must be adequate to provide a safe working environment for horses and personnel.
6. A minimum of one (1) horse wash area with an operational water outlet and proper drainage for each fifty (50) horses entered in the prior year.
7. When stabling is provided, trash and manure must be removed to the designated dumping area(s) daily or placed in adequate sanitary containment facility. When no stabling is provided there must be a designated trash and manure dumping area(s).

HJ105 Other Competition Standards Requirements

Depending on competition rating or level approved, additional requirements may apply.

1. Convenient and ample water facilities for horses and potable water for human consumption must be provided and available at all times.
2. A minimum of one (1) clean and sanitary restroom (water closet) either portable or permanent must be provided for every fifty (50) horses entered in the previous year and must be cleaned and supplied daily.
3. At least one (1) food and beverage service must be available on the competition grounds beginning thirty (30) minutes prior to start of first scheduled class and ending one (1) hour prior to the conclusion of the competition for each day of the competition. The food and beverage service must be adequate to meet the needs of those that attended in the prior year. Vending machines do not qualify.
4. Adequate parking areas for vans, trailers, competitors and officials must be provided.
5. A level surface area for measurement (if there are divisions that require measurement) in accordance with GR507.
6. A competition office with adequate staff to process workload in a timely manner.
7. Communication between secretary, Stewards, announcer, in-gate, all competition rings and stables (if applicable) must be provided.
8. Subject to local law and/or management's specifications as published in both prize list and on entry form, any owner or trainer on the grounds of a competition must be permitted to haul in hay, grain and bedding for their own horses.
9. An owner or trainer may utilize a farrier or veterinarian of their choice. It is the responsibility of the owner or trainer or competitor to advise the competition if they intend to bring their own vet or farrier onto the grounds.
10. Management must provide emergency telephone numbers plus directions to the competition which may be quickly relayed to the offsite responder. If no cell phone service is available a land line with twenty-four (24) hour access must be provided. This information must be posted outside the horse show office and printed in the prize list.
11. Information regarding the use of motorized vehicles (golf carts, motorbikes, scooters, etc.) must be included in the prize list.
12. Adequate and knowledgeable jump crew, in gate, and other personnel to assist in the operation of the competition.

SUBCHAPTER HJ-2 RATINGS & HORSE ENTRY NUMBER STANDARDS

HJ200 HJ Competition Standards (HJS) are Specific Only to Regular Competition Classification and Ratings as Defined Below

HJ200 does not apply to Local competitions. All Local competitions must meet the Basic Standards set forth in HJ100 through HJ105. Regardless of rating, additional requirements apply (HJ208) when Horse Entry Numbers exceed five hundred (500) and/or licensed series of competitions are scheduled for a period of twenty-one (21) days or more without a break of at least five (5) consecutive calendar days

HJ201 Definitions

1. Definitions.
 - a. Rated Hunter competitions are classified as Premier, National, Regional I, or Regional II. Unrated competitions are classified as Local.
 - b. Jumper competitions are designated as Levels 1, 2, 3, 4, 5, and 6 based upon prize money. See JP104.
 - c. Rated competitions offering hunter only, or both hunter and jumper will be subject to HJS set forth under the

HJ - HUNTER JUMPER DIVISION

Premier, National, Regional I and Regional II hunter rating.

d. HJS for a jumper only competition will be:

1. Standards set forth under Premier required for Jumper Levels 5 and 6
2. Standards set forth under National required for Jumper Levels 3 and 4
3. Standards set forth under Regional I required for Jumper Level 2
4. Standards set forth under Local required for Jumper Level 1

e. Federation Special competitions or Jumper Level 6 competitions may be subject to a Federation approved waiver (GR301.2) or other modification of a portion of the Standards (including HJS), in connection with the Special competition approval.

2. Whenever two (2) Standards are applicable to a competition, the entire competition is to achieve the highest Standard applicable to any portion of the competition.
3. For multi-breed competitions (see HJ101) which contain hunter and/or jumper sections, and for local competitions when operating within an existing rated hunter and/or jumper competition, the highest applicable HJS for any portion of the hunter and/or jumper competition is to be applied to the entire hunter and/or jumper discipline sections only.

HJ202 HJS Competition Standards Horse Entry & Renewal

1. Number of Horse Entries Required for HJ Competition Rating.

No minimum horse entry number is required to achieve the rating for jumper competitions. Prize money is the alternative criteria required for a jumper rating.

2. Competitions restricted to only conducting Breeding classes are exempt from the Horse Entry standard requirement.

3. Two day National Junior/Amateur restricted competitions will have a Horse Entry Number requirement of 65. Competitions which utilize only one (1) competition ring or which offer only hunter and equitation classes (no jumper classes) will have a Horse Entry Number requirement as follows: Premier – 100, National – 60, Regional I – 40 and Regional II – 25.

4. Rating and Horse Entry Numbers.

(See HJ208 for additional HJS requirements)

Required number of Horse Entries for Regular or Local competition Classification rated hunter or hunter/jumper are:

- a. Number of horse entries required for a Premier rated hunter or HJ competition is a minimum of two hundred (200).
- b. Number of horse entries required for a National rated hunter or HJ competition is a minimum of one hundred (100).
- c. Number of horse entries required for a Regional I rated hunter or HJ competition is a minimum of fifty (50).
- d. Number of horse entries required for a Regional II rated hunter or HJ competition is a minimum of twenty-five (25).
- e. There is no minimum number of horse entries required for a Local competition.
- f. For the required number of hunter classes per rating for hunter sections see GR313.6.

5. Horse Entry Number Determination and License Renewal Requirements.

The HJS Horse Entry Number (HJ202) is based on the number of horses entered as determined by drug fees paid for the prior year. Horses used in equitation classes are included in the number of horses entered.

6. New Competition or New Rating Horse Entry Requirement.

During the first three (3) years of a competition, the minimum number of horse entries is determined based upon the minimum number of horse entries required for the rating applied for by the Licensee and approved by the Federation. During one (1) of the first three (3) years for a competition that is new, or for a competition that is held at a new rating, the minimum Horse Entry Number (HJ202) for the competition must be achieved.

7. Renewal Competition Horse Entry Number Rating Requirements.
 - a. For competitions with three (3) or more years of operation, a competition License may be renewed if they have achieved the HJS Horse Entry Number in at least two (2) of the last three (3) years. The License renewal may be delayed until the completion of the last competition of the existing License, if it is in the best interest of the competition to achieve the HJS Horse Entry Number required for renewal. The other HJS that are applied to a competition must be achieved every year in order to maintain the Rating/Level.
 - b. If the required minimum HJS Horse Entry Number is not achieved during the period set forth, then the competition will be provided with a License at a lower rating consistent with the Horse Entry Numbers achieved. The Licensee may continue to conduct a competition at the same location and on the same dates at the new Rating and/or Level in accordance with HJ202 and subject to achieving other HJS required for the Rating or Level.
8. Renewal License Request at a Higher HJS Horse Entry Number Requirement. Any higher rating for a competition may only occur upon application by the Licensee and approval of the Federation in accordance with established license procedures. When a competition is approved to receive a license for a higher rating they must conduct at least three (3) competitions at the new rating before they may again apply for a higher rating.
9. Renewal License Request at a Lower HJS Horse Entry Number or Other HJS Requirement. If the competition Licensee is not able to, or does not wish to, meet the applicable HJS to continue their current rating, the Licensee may request and receive a License at a lower rating, subject to meeting the applicable HJS for the new rating and Federation approval.
10. Renewal License Process Review.

The Federation, in its sole discretion, may determine that a competition has been adversely affected in the competition's ability to achieve the HJS as a result of an unforeseen or unavoidable occurrence. If this unusual occurrence adversely impacts the number of horses entered in the competition, the Federation will not consider the affected competition year in determining renewal rating eligibility. In order for the Federation to make their determination, facts must be reported in writing by competition management to the Federation Competitions Department prior to the earlier of the third day or end of writing by competition management to the Federation Competitions Department prior to the earlier of the third day or end of the licensed competition. Unforeseen or unavoidable occurrences may include Acts of God. The Federation, in its sole discretion, may audit competitions to determine that they are faithfully compliant with the HJS Horse Entry Number Requirement. If a competition is found to be non-compliant due to inclusion of inaccurate information in the competition report or other reports to the Federation, Licensee is subject to immediate revocation of all licenses.

HJ203 HJS Requirements to Obtain Federation Local and/or Jumper Level 1

1. All Local and/or Jumper Level 1 competitions must meet the Basic Standards set forth in HJ100 through HJ105.
2. All Local hunter only, or hunter/jumper competitions do not have a minimum HJS Horse Entry Number requirement.
3. All jumper only Level 1 and Local competitions have no HJS Horse Entry Number requirement to achieve their rating. Prize money is the alternative criteria required for a jumper rating. See JP104.
4. A minimum of one (1) competition ring of at least 20,000 square feet when using an outdoor ring and/or a minimum of one (1) competition ring of at least 14,000 square feet when using an indoor ring.
5. A minimum of one (1) dedicated schooling area that is not being used at the time as an exercise area or lunge area for the period beginning one (1) hour prior to the start of the first scheduled class in the competition ring and ending at the end of the last class in the competition ring. When utilizing an indoor ring as a competition ring, the competition may use schooling breaks between sections within the competition schedule for each day to comply with this Standards requirement.
6. An exercise area must be available for at least one (1) hour during each calendar day between the hours of sunrise and sunset unless lighted as specified in HJ102.6.

7. A minimum of one (1) lunge area not being used at the time as competition rings, schooling areas and/or exercise areas must be available for at least one (1) hour during each calendar day between the hours of sunrise and sunset unless lighted as specified in HJ101.6.

HJ204 HJS Requirements to Obtain Federation Regional II Rating

1. All Regional II rated competitions must meet the Basic Standards set forth in HJ100 through HJ105.
2. All Regional II rated hunter only, or hunter/jumper competitions must have the minimum required number of twenty-five (25) horse entries, in accordance with HJ202.
3. A minimum of one (1) competition ring of at least 20,000 square feet when using an outdoor ring, and/or a minimum of one (1) competition ring of at least 14,000 square feet when using an indoor ring.
4. A minimum of one (1) dedicated schooling area that is not being used at the time as an exercise area or lunge area for the period beginning one (1) hour prior to the start of the first scheduled class in the competition ring and ending at the end of the last class in the competition ring. When utilizing an indoor ring as a competition ring, the competition may use schooling breaks between sections within the competition schedule for each day to comply with this Standards requirement.
5. An exercise area must be available for at least two (2) contiguous hours within each calendar day between the hours of sunrise and sunset unless lighted as specified in HJ102.6.
6. A minimum of one (1) lunge area not being used at the time as competition rings, schooling areas and/or exercise areas must be available for at least one (1) hour during each calendar day between the hours of sunrise and sunset unless lighted as specified in HJ102.6.
7. Results must be available at the show office, on the internet or other convenient identified location within four (4) hours.
8. Licensees providing a Regional II rated competition must select and describe with their license application a minimum of ten (10) additional items (not on the required list) from HJ211, four (4) of which must be selected from Group I.
9. Communication or public address system which provides clear announcements from the competition rings to the stabling and trailer day parking areas.

HJ205 HJS Requirements to Obtain Federation Regional I Rating and/or Jumper Level 2

1. All Regional I rated and/or Jumper Level 2 competitions must meet the Basic Standards for all competitions set forth in HJ100 through HJ105.
2. All Regional I rated hunter only, or hunter/jumper competitions must have the minimum required number of fifty (50) horse entries, in accordance with HJ202.
3. All jumper only Level 2 and Local competitions have no minimum horse entry requirements to achieve their rating. Prize money is the alternative criteria required for a jumper rating. See JP104.
4. A minimum of one (1) competition ring of at least 24,000 square feet when using an outdoor ring and/or a minimum of one (1) competition ring of at least 16,000 square feet when using an indoor ring.
5. A minimum of one (1) dedicated schooling area that is not being used at the time as an exercise area or lunge area for the period beginning one (1) hour prior to the start of the first scheduled class in the competition ring and ending at the end of the last class in the competition ring. When utilizing an indoor ring as a competition ring, the competition may use schooling breaks between sections within the competition schedule for each day to comply with this requirement.
6. An exercise area of at least 16,000 square feet must be available for at least three (3) contiguous hours during each calendar day during the hours of sunrise and sunset unless lighted as specified in HJ102.6.
7. A minimum of one lunge area of at least 10,000 square feet not being used at the time as competition ring,

schooling areas and/or exercise areas must be available for at least one (1) hour during each calendar day between the hours of sunrise and sunset unless lighted as specified in HJ102.6.

8. Results must be available at the show office, on the internet or other convenient identified location within four (4) hours.
9. Minimum bleacher type seating capacity for at least twenty-five (25) must be provided at one (1) of the designated competition ring(s).
10. Licensees providing a Regional I rated and/or jumper Level 2 competition must select and describe with their license application a minimum of ten (10) additional items (not on the required list) from HJ211, four (4) of which must be selected from Group I.
11. Communication or public address system which provides clear announcements from the competition rings to the stabling and trailer day parking areas.

HJ206 HJS Requirements to Obtain Federation National Rating and/or Jumper Levels 3 and 4

1. All National rated and/or Jumper Levels 3 and 4 competitions must meet the Basic Standards for all competitions set forth in HJ100 through HJ105.
2. All National rated hunter only or hunter/jumper competitions must have the required minimum number of one hundred (100) entries, in accordance with HJ202.
3. All jumper only Levels 3 and 4 and Local competitions have no minimum horse entry requirements to achieve their rating. Prize money is the alternative criteria required for a jumper rating. See JP104.
4. Overnight stabling, on the competition grounds, must be provided for any accepted and confirmed entry in a section held on multiple days that has requested and paid for the stall(s) by the closing date of entries. Subject to competition management approval, additional entries may be accepted without stalls with exhibitor prior consent.
5. Adequate hot and cold food and beverage service must be available beginning one (1) hour prior to the start of the first scheduled class and continuing until the end of the last class of each competition day. (Excludes schooling days).
6. A minimum of one (1) competition ring of at least 28,000 square feet when using an outdoor ring and/or minimum of one (1) competition ring of at least 18,000 square feet when using an indoor ring.
7. A minimum of one (1) schooling area that is not being used at the time as an exercise area or lunge area for the period beginning one (1) hour prior to the start of the first scheduled class in the competition ring and ending at the end of the last class in the competition ring.
8. An exercise area of at least 20,000 square feet if outdoors and 18,000 square feet if indoors must be available for at least three (3) contiguous hours within each calendar day between the hours of sunrise and sunset unless lighted as specified in HJ101.6.
9. A minimum of one (1) lunge area of at least 10,000 square feet not being used at the time as competition rings, schooling areas and/or exercise areas must be available for at least two (2) contiguous hours within each calendar day between the hours of sunrise and sunset unless lighted as specified in HJ102.6.
10. Results must be available at the show office, on the internet or other convenient identified location within four (4) hours.
11. Minimum bleacher type seating with capacity for at least fifty (50) must be provided at one (1) of the designated competition ring(s).
12. Water trucks, sprinklers or a system which must be used for dust reduction for all required and provided rings, schooling, exercise and lunging areas as well as all access and egress paths.
13. Sun/rain weather appropriate and properly sized to provide shelter for horses and riders conveniently located to the competitions must be provided.

14. The official competition veterinarian must be provided with a clean stall or other suitable area, protected from the elements, secured from public view, adequately lighted, with adequate electrical supply and running water, to serve as a first aid station for the emergency treatment of ill and injured horses.
15. Licensees proving a National Rated and/or jumper Levels 3 or 4 competition, must select and describe with their license application a minimum of sixteen (16) additional items (not on the required list for the National Rating) from HJ211, eight (8) of which must be selected from Group I.
16. Communication or public address system which provides clear announcements from the competition rings to the stabling and trailer day parking areas.

HJ207 HJS Requirements to Obtain Federation Premier Rating and/or Jumper Level 5

1. All Premier rated and/or Jumper Level 5 competitions must meet the Basic Standards for all competitions set forth in HJ100 through HJ105.
2. All Premier rated hunter only, or hunter/jumper competitions must have the required minimum number of two hundred (200) horse entries, in accordance with HJ202. {See HJ208 additional requirements when horse entry numbers exceed five hundred (500) and/or licensed series of competitions are scheduled for a period of twenty-one (21) days or more without a break of at least five (5) consecutive calendar days}.
3. All jumper only Level 5 and Local competitions have no minimum horse entry requirements to achieve their rating. Prize money is the alternative criteria required for a jumper rating. See JP104.
4. Overnight stabling, on the competition grounds, must be provided for any accepted and confirmed entry in a section held on multiple days that has requested and paid for the stall(s) by the closing date of entries. Subject to competition management approval, additional entries may be accepted without stalls with exhibitor prior consent.
5. Adequate hot and cold food and beverage service must be available beginning one (1) hour prior to the start of the first scheduled class and continuing until the end of the last class for each competition day. (Excludes schooling days). Vending machines do not count.
6. A minimum of one (1) competition ring of at least 28,000 square feet when using an outdoor ring and/or a minimum of one (1) competition ring of at least 20,000 square feet when using an indoor ring. Competition ring, whether outdoor or indoor, must have designated rider stand/seating.
7. A minimum of one (1) schooling area for each jumper competition ring and a minimum of one (1) schooling area for every two (2) hunter rings that is not being used at the time as an exercise area or lunge area for the period beginning one (1) hour prior to the start of the first scheduled class in the competition ring and ending at the end of the last class in the competition ring. A separate schooling area for hunters, jumpers and ponies must be provided if running concurrently. Any combination of exercise and schooling area must be a minimum of 30,000 square feet.
8. An exercise area of at least 24,000 square feet if outdoors and 18,000 square feet if indoors must be available during competition hours within each calendar day between the hours of sunrise and sunset unless lighted as specified in HJ102.6. Any combination of exercise and schooling area must be a minimum of 30,000 square feet.
9. A minimum of one (1) lunge area of at least 15,000 square feet not being used at the time as competition rings, schooling areas and/or exercise areas must be available during competition hours within each calendar day between the hours of sunrise and sunset unless lighted as specified in HJ102.6.
10. Minimum bleacher type seating capacity for at least one hundred (100) must be provided at one (1) of the main competition ring(s).
11. Overnight security for the purpose of deterring the removal of horses and/or equipment from the grounds must be provided. Exhibitors should recognize that it is not intended for the competitions to take responsibility for items owned by others.
12. Competition results must be available at the show office, on the internet or other convenient identified location within four (4) hours.

13. Water trucks, sprinklers, snow removal or other climate appropriate system must be used for dust reduction or other weather related conditions for all required and provided rings, schooling, exercise and lunging areas as well as all access and egress roads/paths.
14. Sun/rain weather appropriate and properly sized to shelter for horses and riders conveniently located to the competition rings must be provided.
15. The official competition veterinarian to be on grounds during periods of competition. The official competition veterinarian must be provided with a clean stall or other suitable area, protected from the elements, secured from public view, adequately lighted, with adequate electrical supply and running water, to serve as a first aid station for the emergency treatment of ill and injured horses.
16. Premier competitions must conduct award ceremonies and designate within the prize list both a time(s) during the program and location(s) for award ceremonies.
17. Licensees providing a Premier Rated and/or Jumper Level 5 competition must select and describe with their license application a minimum of twenty (20) additional items (not on the required list for the Premier Rating) from HJ211, ten (10) of which must be selected from each group.
18. Communication or public address system which provides clear announcements from the competition rings to the stabling and trailer day parking areas.

HJ208 Horse Entry Numbers Exceed Five Hundred and/or Duration of Competition or Series of Competitions Exceeds Twenty-One Days Without a Break

When minimum Horse Entry Numbers exceed five hundred (500) and/or licensed series of competitions are scheduled for a period of twenty-one (21) days or more without a break of at least five (5) consecutive calendar days, additional HJS must be met for exercise and lunge requirements. These HJS apply to all rated or combinations of rated competitions without regard to the fact that the rating may be different.

When the number of horse entries and days of competition are as described herein, the following HJS requirements are in lieu of existing exercise and lunge requirements set forth as HJS for rating: Premier, National, Regional I or Regional II.

1. For outdoor competitions, when the above conditions set forth in HJ208 exist, an exercise area of at least 24,000 square feet must be available for at least eight (8) contiguous hours within each calendar day between the hours of sunrise and sunset. This area is required to be available on both days when competitions are scheduled and during non-competition days when there are less than five (5) consecutive calendar days of break without scheduled competitions.
2. For indoor competitions, when the above conditions set forth in HJ208 exist, an exercise area of at least 18,000 square feet must be available for at least two (2) periods of four (4) contiguous hours between 5:00 am and 12 midnight, and lighted as specified in HJ102.6. This exercise area period is required to be available on days when competitions are scheduled and during non-competition days at least eight (8) contiguous hours between 5:00 am and 12:00 midnight when there are less than five (5) consecutive calendar days without scheduled competitions. Exercise areas must be lighted as specified in HJ102.6.
3. For outdoor or indoor competitions, when the above conditions set forth in HJ208 exist, a minimum of one (1) lunge area of at least 15,000 square feet not being used at the time as competition rings, schooling areas and/or exercise areas must be available for at least eight (8) contiguous hours within each calendar day between the hours of 6:00 am and 10 pm within each calendar day and lighted as specified in HJ102.6 when there are less than five (5) consecutive calendar days without scheduled competitions.

4. Currently there are no Rated competitions (held only in indoor rings) consisting of at least five hundred (500) entries and being held over twenty-one (21) consecutive days. Therefore, no additional requirements have been considered for such an event.

HJ209 HJS Requirements for Federation Special Competitions and/or Jumper Level 6 Events

1. The purpose of this rating/level category is to allow the production of a special competition entertainment Event. This Event may be held in connection with a highly promoted and attended, and/or broadcast hunter and/or jumper competition. The venue and promotion of the Event would benefit the sport of Equestrian in a manner that would reflect favorably on the discipline of hunters and/or jumpers.
2. HJS applicable to the Event would be those set forth for a Premier competition. The special competition Event may not be required to meet all of the standards (including HJ competition standards) for a Premier hunter or jumper Level 5 competition, and a waiver may be authorized by the Federation, following consultation with the applicable Recognized Affiliate, to operate with modified standards for the Event.
3. The purpose of this Special competition rating is not to allow a scheduled licensed competition to operate other than in accordance with the minimum standards set forth above.
4. Special competition Event(s) may count for awards if they qualify and are approved by the Federation, following consultation with the applicable Recognized Affiliate, for the award participation.
5. An application to conduct a Special hunter and/or jumper competition, that requires a waiver or modification of the HJS or other standards applicable to a hunter and/or jumper competition, as either part of an existing competition or a separate competition, must receive approval by the Federation following consultation with the applicable Recognized Affiliate in accordance with GR301.2.
6. Mileage protection would not apply to a Special competition, unless the Special competition occurs within an existing licensed competition that has been licensed by the Federation, and already has mileage protection. Any mileage protection must be specifically requested and approved by the Federation, following consultation with the applicable Recognized Affiliate in accordance with GR301.2.

HJ210 HJS Options Menu Sections Required to Obtain Federation Rating for Premier, National, Regional I, or Regional II Rated and/or Jumper Levels 5, 4, 3, or 2. (See Specific Rating and Competition Standards Requirements)

1. Licensees providing a Premier Rated and/or Jumper Level 5 competition must select and describe with their license application, a minimum of twenty (20) additional items (not on the required list for a Premier rated and/or jumper Level 5 competition) from HJ211, ten (10) of which must be selected from Group I.
2. Licensees providing a National Rated and/or jumper Level 3 and 4 competition must select and describe with their license application a minimum of sixteen (16) additional items (not on the required list for a National rated and/or jumper Level 3 and 4 competition) from HJ211, eight (8) of which must be selected from Group I.
3. Licensees providing a Regional I Rated and/or jumper Level 2 competition must select and describe with their license application a minimum of ten (10) additional items (not on the required list for a Regional I rated and/or Jumper Level 2 competition) from HJ211, four (4) of which must be selected from Group I.
4. Licensees providing a Regional II Rated competition must select and describe with their license application a minimum of ten (10) additional items (not on the required list for a Regional II rated competition) from HJ211, four (4) of which must be selected from Group I.
5. Licensees providing a Local competition are not required to provide any additional items from the options selection list.

HJ211 HJS Option Selection List

Rated hunter, hunter/jumper and/or jumper Levels 5, 4, 3, or 2 competitions must select and describe with their license application the required minimum number of items to be provided from optional items list below. Licensee(s) must select the number of items required for the Rating and cannot select option items already required for the competition rating.

1. Group I – In selecting the required number of options for the rating, note that options specifically required for a particular rating do not count toward the required number of options.

- Sun/rain shelter for spectators.
- VIP hospitality and sponsor lounge
- Designated main competition ring for hunters and/or jumpers which takes priority scheduling over all other competition rings with designated rider stand/seating.
- Competition website.
- Night watch for horses stabled on the grounds to be available to exhibitors to contract separately, at exhibitor cost.
- Provide a Jumbotron, defined as a functioning electronic board that provides both scoring information and video capability in at least one of the Main competition ring(s).
- Provide a functioning visible scoreboard (minimum of forty (40) square feet) adjacent to the Main Ring(s) where either/or both hunter and/or jumper competition are held. *BOD 1/16/16 Effective 4/1/16*
- Competition to designate access and egress for horses, pedestrians and vehicles which separates motor vehicles from horses and pedestrians.
- Camper hook ups with connections for water, electric and tank pump out.
- Permanent restroom facilities.
- Shower facilities.
- Ambulance or additional medical personnel exceeding the minimum required under Federation rules.
- Automatic External Defibrillator device (AED).
- Horse ambulance.
- Permanent stabling.
- Official competition photographer.
- Water trucks, sprinklers or another suitable system which must be used for dust reduction in all other areas in addition to rings, schooling, exercise and lunge areas.
- Conduct award ceremonies and designate within the prize list both a time(s) during the program (i.e. following completion of class 10) and location(s) for presentation award ceremonies.
- Provide a visible scoreboard (minimum of 60 square feet) adjacent to the Main competition ring(s) where either/or both hunter and/or jumper competitions are held.

2. Group II – In selecting the required number of options for the rating, note that options specifically required for a particular rating do not count toward the required number of options. *Denotes options which may be required

HJ - HUNTER JUMPER DIVISION
depending on rating.

- Wireless internet access.
- Exhibitor appreciation party.
- Exhibitor lounge.
- Climate appropriate exhibitor lounge area (heated or cooled).
- Online/internet competition entry system available at no charge.
- Acceptance of credit cards for payments by exhibitors.
- Equestrian equipment vendors with repair service.
- Veterinarian on grounds during entire competition.
- Provide two (2) or more food and beverage areas not including VIP or other restricted entry facilities.
- Provide golf carts which are available for rent on a reservation basis up to the close of entries.

- Implementation of a plan that includes measurable community awareness and involvement at the competition.
- Press center available during competition hours at no cost to the media covering the competition with protection from adverse weather conditions and provides electrical plugs and internet access.
- Official competition videographer.
- Sun/rain shelter for horses and riders.*
- Twenty-four (24) hour security.*
- A dedicated schooling area for each competition ring. The schooling area must not be used as an exercise or lunge area for the period beginning one (1) hour prior to the start of the first scheduled class in the competition ring until the conclusion of the last class in the competition ring.*
- Farrier on grounds during entire competition.*
- Seating for a minimum of one hundred (100) spectators at the Main competition ring.*
- Electrical outlets throughout stable area.
- Storm drain in stable area.
- Isolation stalls.
- Hot water supply in stable area.
- Free wireless internet access.
- Upgraded horse wash area with one (1) spigot per 25 horses.
- Course Designer responsible for maximum of two (2) competition rings.
- Self-service station in show office for bills, results and class counts.
- Results and orders of go updated online daily.
- Results and orders of go updated online daily.
- *Express checkout available.

HJ300 Federation Hunter/Jumper or Hunter/Jumper - Local Competitions

All "Local" and Jumper Level 1 competitions must meet the Standards forth in HJ100 through HJ105. No additional option selections are required.

CHAPTER HK - HACKNEY DIVISION

SUBCHAPTER HK-1 GENERAL QUALIFICATIONS

HK101 Eligibility of Hackney Ponies

HK102 Type and Conformation

HK103 Height

HK104 Judging

SUBCHAPTER HK-2 CONDUCT

HK105 General

HK106 Amateur Owner Trainer - AOT

HK107 Requirements for Competitions

HK108 Cross Entering

HK109 Time outs and Workouts

HK110 Division of Classes

HK111 Championships

HK112 Attendants

HK113 Appointments

SUBCHAPTER HK-3 BREEDING CLASSES.

HK114 General

HK115 Specifications

SUBCHAPTER HK-4 HACKNEY PONIES (COB TAILS)

HK116 General

HK117 Appointments

HK118 Class Specifications

SUBCHAPTER HK-5 HARNESS PONIES

HK119 General

HK120 Appointments

HK121 Class Specifications

SUBCHAPTER HK-6 PARK PLEASURE DRIVING

HK122 General

HK123 Park Pleasure Driving Appointments

HK124 Park Pleasure Driving-Class Specifications

SUBCHAPTER HK-7 SHOW PLEASURE DRIVING

HK125 General

HK126 Show Pleasure Driving-Appointments

HK127 Class Specifications

SUBCHAPTER HK-8 COUNTRY PLEASURE DRIVING

HK128 General

HK129 Appointments

HK130 Class Specifications

SUBCHAPTER HK-9 ADDITIONAL CLASSES

HK131 Additional Class Specifications

SUBCHAPTER HK-10 AHHS YOUTH MEDALLION CLASSES

HK132 General

HK133 Class Specifications

SUBCHAPTER HK-11 HACKNEY ROADSTER PONIES

HK134 General

HK135 Appointments

HK136 Showing Procedures

HK137 Division of Classes

HK138 Class Specifications

SUBCHAPTER HK-12 HACKNEY HORSES

HK139 Eligibility

HK140 Type and Conformation

SUBCHAPTER HK-13 BREEDING CLASSES

HK141 General

HK142 Specifications

SUBCHAPTER HK-14 HACKNEY HORSE PERFORMANCE CLASSES

HK143 General

HK144 Hackney Horse Class Descriptions

HK145 Appointments

HK146 Class Descriptions

HK147 Hackney Horse Class Specifications

SUBCHAPTER HK-15 PLEASURE HACKNEY HORSES

HK148 General

HK149 Pleasure Hackney Horse – Harness

HK150 Pleasure Hackney Horse - Under Saddle

HK151 Pleasure Hackney Horse - Breeding Classes

HK152 Pleasure Hackney Horse Breeding Classes—General Specifications

HK153 Pleasure Hackney Horse Breeding—Class Description

CHAPTER HK - HACKNEY DIVISION**SUBCHAPTER HK-1. GENERAL QUALIFICATIONS****HK101 Eligibility of Hackney Ponies**

1. In order to compete, all Hackney Ponies must be registered with the American Hackney Horse Society and/or the Canadian Hackney Society. They must be entered in their full registered names, with registration numbers, and under the names of the owner(s) of record with the AHHS or the CHS. A copy of registration papers showing proof of ownership must be submitted with entry form at the time of making entry or presented to competition office before competition number will be released; competition management is responsible for notifying exhibitors of this requirement. A copy of the registration papers will be returned when exhibitors pick up their numbers, if requested. See GR1308.2a(6). Exception: Ponies shown in the Harness Pony section at a Federation Regular Competition prior to December 31, 1989. Ponies shown in Roadster Pony divisions at Federation Regular Competitions prior to December 31, 1991.
2. Membership Requirements.
 - a. Owners and trainers of Hackney Roadster ponies participating at Federation licensed competitions in the Hackney Division must be current members in good standing with either the American Hackney Horse Society or the American Road Horse and Pony Association.
 - b. Owners and trainers of ponies participating at Federation licensed competitions in all other sections of the Hackney Division must be current members in good standing with the American Hackney Horse Society.
 - c. Originals or copies of the above listed membership cards must be provided to the competition unless at its discretion the membership can be confirmed electronically with either the AHHS or the ARHPA office.
 - d. Lessees are considered owners in connection with these membership requirements. In the event of an entry under multiple ownership, only one owner need be a member of the required organization.
3. It is not permitted to make an entry in any class in the "name of pony". In classes with multiple animals, i.e. pair, all animals must be named.

HK102 Type and Conformation.

1. The Hackney is known as the "aristocrat of the show ring." He carries himself with an attitude which is seemingly explosive, with great expression. His diversity and temperament allow him to be adaptable to any challenge. The Hackney is loved for his animation, vigor, endurance, personality and strong natural way of going. However it is presented, his picture is one of beauty and animation.
2. GENERAL APPEARANCE. Overall view from the side, the animal can be divided into equal thirds: from the tip of the nose to withers; from withers to mid-loin; and mid-loin to tip of buttocks. Type: Symmetry, overall ease of identification as a Hackney. Quality: Bone clean, dense, fine, yet indicating substance. Tendons and joints sharply defined, hide and hair fine, general refinement. Temperament: Gentleness-disposition good; active, intelligent.
 - a. Head: carried relatively high; size and dimensions in proportion, clear-cut features, well-chiseled, straight face line.
 - b. Muzzle: fine; nostrils large; lips thin, trim, even.
 - c. Eyes: prominent orbit, large, full, bright, clear, lid thin.
 - d. Ears: small, fine, alert, out of top of head, pointed, set close.
 - e. Neck: supple, well-crested; throat latch clean; head well set on.
 - f. Shoulders: very long, sloping, yet muscular.
 - g. Forearm: long, broad, muscular.
 - h. Knees: straight, wide, deep, strongly supported.
 - i. Cannons: short, broad, flat, tendons sharply defined, set well back.
 - j. Pasterns: long, sloping, 45 degree angle with vertical, smooth, strong.

- k. Front Feet: round, uniform, straight, frog large and elastic, heels wide.
- l. Front Legs: When viewed from front, a vertical line from the point of the shoulder should divide the leg and foot into two lateral halves; viewed from the side, the same line should pass through the center of the elbow joint and the center of the foot.
- m. Withers: high, muscular, well-finished at top, extending well into the back.
- n. Chest: medium-wide, deep.
- o. Ribs: well-sprung, long, close.
- p. Back: short, straight, strong, broad.
- q. Flank: deep, long, full flank, not tucked, low underline.
- r. Hips: broad, round smooth.
- s. Croup: long, level, smooth, no goose-rump.
- t. Tail: comes out high from back; well-carried.
- u. Thighs: full, muscular.
- v. Gaskins: broad, muscular.
- w. Hocks: straight, wide, point prominent, deep, clean-cut, smooth, well-supported.
- x. Cannons: short, broad, flat, tendons sharply defined.
- y. Pasterns: long, sloping, smooth, strong.
- z. Back Feet: back slightly less round than in front; uniform, straight, sole concave, frog large and elastic, heels wide and full.
- aa. Back Legs: viewed from the rear, a vertical line dropped from the point of the buttock should divide the leg and foot into lateral halves; viewed from the side, the same vertical line from the point of the buttock should touch the hind edge of the cannon from the hock to the fetlock.

3. CONFORMATION PROPORTIONS.

- a. HEAD: Should be well-shaped and in proportion in size to the size of the animal. The eyes should be large and set wide apart. The ears should be well shaped, set somewhat close together on top of the head and carried alertly. The face should be straight with a fine muzzle, large nostrils and a clean smooth jaw line with the mandible set wide apart - for good air passage.
- b. NECK: Should be set on top of the shoulder with a definite demarcation where it arises from the chest and also where it attaches to the withers. The top line on the neck should be considerably longer than the under line with a fine throat latch and long poll to facilitate attractive head carriage.
- c. BODY: The shoulder should be long and well angulated with prominent, well defined withers. The back should be somewhat level with a shorter top line than under line. The hip should also be long with a fairly flat croup and high-set tail carriage.
- d. LEGS: The front legs should be attached well forward beneath the point of the shoulder. They should be straight with a long forearm and short cannon bone. The pasterns should have sufficient length and angulation to provide a light, springy step. The hind legs should also be set on the "corners" of the body with a long gaskin and short cannon bone. A slight "sickle hocked" appearance is not undesirable and the hock and knee should be approximately the same distance from the ground.
- e. HOOVES: These should be in proportion to the size of the animal, open at the heel with a concave sole. A slight toeing out is not objectionable.
- f. VIEW FROM THE FRONT: Chest should be of moderate width. Front legs should be perpendicular to the ground. A straight line through the forearm to the center of the knee to the center of the coronet band is preferable.
- g. VIEW FROM THE SIDE: The top line represents a curve from the ears and poll to the back, giving the impression of the neck sitting on top of the withers rather than in front of them; continuing to a straight back with a relatively

HK - HACKNEY DIVISION

level croup rounding to a well-muscled buttock. Tail should be attached high; at maturity the croup should not be higher than the withers. The underline should be longer than the top line, and the body should be deep through the heart, girth and flank. The front legs should be straight and perpendicular to the ground and attached to the point of the shoulder. From the view from the side, the animal can be divided into equidistant thirds; one-third from the tip of the nose to withers; one-third from withers to mid-loin and one-third from mid-loin to tip of buttocks.

h. VIEW FROM THE REAR: Croup should be well rounded, thighs and gaskins well muscled. The gaskins should be relatively long in relation to the cannons.

4. TO BE PENALIZED. Lack of Hackney type, coarse or plain head, Roman nose, lop ears, pig or small eyes, short neck, straight neck, ewe neck, thick throat latch, fat withers, swayback or roached back, straight shoulder, crooked legs, calf knees, over at the knees, bow legs, straight pasterns, extreme splayfeet or pigeon-toed, contracted heels, base stance too wide or too narrow, sickle hock, extreme cow hocks, lack of muscle tone, thinness, obesity, rough coat, over all lack of conditioning. These and any other defects attributable to heredity must be penalized. Horses and ponies must be serviceably sound, i.e., must not show evidence of lameness or broken wind.
5. VARIATIONS TO THE IDEAL. With the natural variations of type within the breed, some Hackneys do not conform to the ideal, but are perfectly suited to various kinds of competition. If they meet all other requirements for a particular event or discipline, they should not be penalized too severely. In the event an animal has lost the sight in one eye, it may still be shown. Contacts are allowed for cosmetic purposes but not to enhance performance.

HK103 Height

1. For competition purposes, the maximum height of Hackney ponies is 14.2 hands and the maximum height of Harness ponies is 12.2 hands. Competitions may add a new division for those Harness ponies 48 inches and under. See HK134.2 for maximum height of Roadster ponies.
2. Ponies shown in the Harness Pony and Roadster Pony sections must possess a current measurement card or valid measurement form issued by the Federation. (See GR502). The measurement of Hackney Pleasure Ponies and Hackney (cob-tail) Ponies will not be necessary unless the classes are divided according to height.
3. In Pair classes a difference of one-half inch in the height of the two ponies is allowable without penalty. If the difference exceeds one-half inch, it will count against the entry. In a class where height is part of the specifications, such as Pairs not exceeding 13 hands, if two ponies are only one-half inch apart and one is within the height specified, the pair is eligible to compete. If one pony exceeds the limit by more than one-half inch the pair is ineligible. Such a pair is eligible in only one height division. The same provision applies in a class where the specifications call for Pairs over a specified height.
4. The animal should be standing with his front legs perpendicular to the ground. Ideally his head should be lower than his withers. This easily locates the highest part of the withers where the measurement should take place. Handlers must not interfere with the animal in any way that will prevent it from standing in the correct position; blinkers may be allowed.

HK104 Judging

1. OPEN, MARES, STALLIONS, GELDINGS, MAIDEN, NOVICE, LIMIT, GENTLEMEN and OWNERS. The OPEN pony should be the ultimate representative of the breed. It should be as nearly perfect as possible; performing all gaits with animation, brilliance and extreme action at both ends. Performance is paramount in these classes. Classes are judged on performance, presence, quality, conformation and manners.
2. FOUR YEARS OLD OR UNDER. STALLIONS, MARES, GELDINGS. To be judged on performance, presence, quality, conformation and manners.
3. LADIES. (Open to mares, stallions and geldings) A Lady's pony should be outstanding in refinement and elegance with suitability of pony to driver taken into consideration. Expression is important and quality is a prime

consideration. The execution of the gait should be performed with brilliance on command. The pony must stand quietly and back readily. Classes are judged on manners, quality, suitability, performance, and conformation.

4. JUNIOR EXHIBITORS. (Open to mares and geldings) Manners are paramount in these classes. Ponies should display a willingness to perform, suitability and balanced action. The execution of the gait should be performed with brilliance on command. The pony must stand quietly and back readily. No stallions are permitted in Junior Exhibitor classes. Classes are judged on manners, suitability, quality, performance and conformation.
5. AMATEURS. (Open to mares, stallions and geldings) The Amateur ponies may be a bit stronger and perform in a bolder manner. More action and animation are desired and less emphasis may be put on manners than in Ladies or Junior Exhibitor classes. Ponies must stand quietly and back readily. Classes are judged on manners, performance, quality, presence and conformation.
6. In all Ladies, Amateur, Junior Exhibitor and Pleasure classes the judge(s) must walk the lineup. If a judging panel is being used to officiate these classes, all judges must comply with this rule.

SUBCHAPTER HK-2. CONDUCT

HK105 General

1. Attention getting devices &/or other noisemakers (including but not limited to tape measures, blow horns, bamboo poles, baby powder, whips longer than 6', etc.) are not allowed in and around the make up/schooling/warm-up and competition rings during scheduled competition sessions. Use of explosives and fire extinguishers (except in the case of fire) is not allowed on competition grounds at any time. All such items will be confiscated and offenders will be reported to the USEF. (See also GR839.4.i)
2. Stallions are prohibited in Junior Exhibitor classes. Stallions may be shown in classes restricted to Lady drivers, except in the Pleasure section where stallions are never permitted.
3. Hackneys who show evidence of lameness or broken wind must be severely penalized.
4. Maiden/Novice/Limit classes are open to ponies that have not won one/three/six first place ribbons respectively at USEF licensed competitions. Ribbons won in classes with only one entry will not count in determining Maiden, Novice or Limit status. Ribbons won within one section (i.e. Hackney Pony (Cob Tail), Harness Pony, Roadster, Show Pleasure Driving, Country Pleasure Driving) do not count in the reckoning of Maiden/Novice/Limit status if the pony competes in a different Hackney section. However, ribbons won in the Roadster Pony section of the Roadster Division will count towards the maiden/novice/limit status of Hackney Roadster ponies.

HK106 Amateur Owner Trainer-AOT.

1. Every competitor must be an amateur and the owner, or an amateur member of the owner's family.
2. Classes may be offered in any section and specifications must follow those of the amateur class within that section. Riders, drivers, attendants, and headers must meet the specifications for amateur status (refer to GR1306 and GR1307).
3. Ponies are not to have been professionally trained and/or shown by a professional for a period of 60 days prior to the competition (riding and driving instruction for the owner to be excluded).
4. Ponies are not to be exhibited, prepared, groomed or schooled with the aid of or by a professional while on or off the competition grounds immediately before or during the competition. Assistance by other amateurs is permitted. Horses may be stabled with a professional during the competition, and hauled by a professional. Professional help for situations relevant to safety is permitted.
5. Owner must sign as owner, trainer, and rider/driver/ handler on the USEF entry blank.
6. Horses must be registered with the American Hackney Horse Society in the name of the competitor or a member of the competitor's family, as defined by GR123 (Horses registered in a farm/ranch/syndicate/partnership/corporation name may be shown in AOT classes provided the family is the sole owner of the farm or entity as defined by

GR123. The sale of a horse does not eliminate this registration requirement. (Contracts of Sale or Bill of Sale will not be accepted)

7. Combined ownership is not permitted in AOT classes unless all owners are members of the same family. Leased horses are not eligible.
8. AOT classes may be restricted to riders, drivers or handlers who are no longer eligible to compete as a junior exhibitor. *BOD1/16/16 Effective 4/1/16*

HK107 Requirements for Competitions

1. All futurity classes are unrated classes. Procedures for conduct of futurity classes must be printed in the prize list or the Show Committee may state these classes are run under the same specifications as Federation rated classes.
2. UPHA Classic classes are run under the same specifications as Federation Hackney Division rules.
3. Ponies are not to be lined up head-to-tail in performance classes. All awards must be made from the lined up position and entries must not be asked to retire to the end of the ring. Classes shown in-hand may be lined up head-to-tail or as directed by the judge.
4. It is recommended that competition management offer Amateur Ladies and Amateur Gentlemen's classes qualifying for an Amateur Championship. If an Amateur Lady to Drive class is offered, competition management must also offer an Amateur Gentleman to Drive class as well and vice versa. A Junior Exhibitors class is optional.

HK108 Cross Entering

1. A pony may be shown in only one of the six sections of the Hackney Division (Hackney Pony [cob tail], Harness Pony, Hackney Roadster, Park Pleasure Driving, Show Pleasure Driving, or Country Pleasure Driving) at the same competition.
2. Ponies competing in Hackney Roadster Pony classes within the Hackney Division may enter Roadster Pony classes within the Roadster Division at the same competition. However, a pony shown in the Hackney (Cob Tail), Harness, or Pleasure sections within the Hackney Division cannot enter a Roadster Pony class within the Roadster Division at the same competition.
3. One change of section per year (per owner of record with the American Hackney Horse Society) is permitted. Exception: Show and Country Pleasure driving ponies may enter Park Pleasure driving classes without jeopardizing their eligibility.
4. If a particular competition does not offer Park Pleasure Driving, Show Pleasure Driving or a Country Pleasure Driving section, pleasure ponies, if eligible, may enter other Hackney Division driving sections without jeopardizing their eligibility at subsequent competitions.

HK109 Time outs and Workouts

1. Any exhibitor stopping during a class for any minor adjustment, other than a time out, will be eliminated. An exhibitor is entitled to request only one time out per class including workout. (See GR833.)
2. All ponies shall be worked both ways of the ring at all required gaits as directed by the judge(s). Workouts will be judged as a separate class and ponies must be tied for placings being considered in that workout. Workouts may be called for by the judge(s) for any or all placings. All ponies chosen for a workout must be worked both ways of the ring at any or all gaits listed in the class specifications that are requested by the judge(s) with the exception of Roadster Ponies (see HK136.3).

HK110 Division of Classes

1. It is recommended that classes with 16 or more entries be divided into separate sections. Pony classes can be divided by height of pony, sex of pony or driver, or age of driver. If divided, the prize money must be doubled and separate trophies and ribbons awarded.

2. It is strongly recommended that all pleasure pony classes be divided at 16 entries. It is recommended that classes be divided as to age of driver or sex of pony if there are a large number of entries anticipated.

HK111 Championships

1. When time allows, Championship classes should be offered for driving and riding classes.
2. Entries in Hackney division championship classes need not be named until ___ hours (time to be determined by competition management) before the scheduled time of class, at which time the names and description of entries must be made in writing by owner or his agent.
3. If an amateur ladies class is not offered, amateur ladies showing in the open ladies class will be qualified for the amateur championship.

HK112 Attendants

Attendants, suitably attired, will be permitted in all classes but only in Ladies, Amateur, Junior Exhibitor and multiple hitch classes will attendants be permitted to stand inside the gate. This attendant must take no action that will affect the performance of any pony. Only one attendant is allowed to head a pony. Exception: Hackney Roadster Ponies, see HK136.4.

HK113 Appointments

1. All vehicles and equipment must be in serviceable condition. Any exhibitor using vehicles or equipment deemed to be disruptive to other exhibitors must be excused from the ring.
2. Entries must be shown without artificial appliances (e.g., wired ears, chains, shackles, draw reins, kicking strap, conspicuous wire cavessons). Inconspicuously applied hair in mane or tail, a tail brace and mouth controls are permitted.
3. Electronic communication devices used for purposes of coaching, etc., between competitors and individuals outside the ring shall be prohibited in all classes in the Hackney Division. Exempt from this rule are handicapped drivers/riders who have submitted written proof to the Federation steward.

SUBCHAPTER HK-3. BREEDING CLASSES

HK114 General

Open to stallions, mares and geldings of various ages, registered with the American or Canadian Hackney Horse Societies. Show Committees are urged to offer separate classes for stallions, mares, and geldings, two years of age and over.

HK115 Specifications

1. To be shown in-hand at a walk and trot, both ways of the ring. Conformation, type, quality and finish to count 50% for weanlings, yearlings, two-year-olds and over. Performance, manners, disposition and way of going shall count 50% for weanlings, yearlings, two-year-olds and over.
2. Two-year-old stallions and geldings may be shown in stallion tack. Stallions and geldings over two years old must be shown in stallion tack.
3. Show Champions and Reserve Champions will be selected as outlined in GR810.
4. Inconspicuous hair and/or tail brace permitted. A spoon crupper is optional.
5. Only two people per animal are permitted in the ring. Handlers and attendants must be neatly and appropriately dressed in clean and well-fitted clothes. Each may carry or use a whip not exceeding 6' including lash; the lash shall not have been altered in any way. It must be a standard whip of suitable style. Exception: A small empty paper bag, a small empty plastic bag, or ribbons may be attached to the whip. The small empty bag may be used separately.

SUBCHAPTER HK-4. HACKNEY PONIES (COB TAILS)

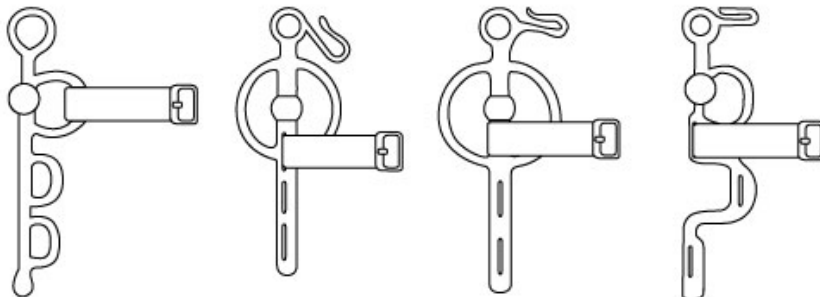
HK116 General

1. Hackney ponies must appear to have a short tail and must appear to have a tightly braided mane. (Exceptions: National and Local In-Hand Futurities.)
2. Excessive speed is undesirable.
3. The Term “Drive on” is never to be used in regard to Hackney Ponies. The gaits for the Hackney Ponies shall be “Park Trot,” which is executed in a highly collected manner and “Show Your Pony,” which designates the speed which shows your pony to its best advantage. Excessive speed is undesirable and shall be penalized. Amateur, Ladies, and Junior Exhibitor Ponies are shown at the park trot only.
4. Ponies may be unchecked while lined up except in Ladies, Junior Exhibitor, and Amateur classes where ponies must remain checked, but checks may be adjusted. In Ladies, Junior Exhibitor, and Amateur classes, attendant may stand an entry on its feet and thereafter he shall remain at least two paces distant from the head.

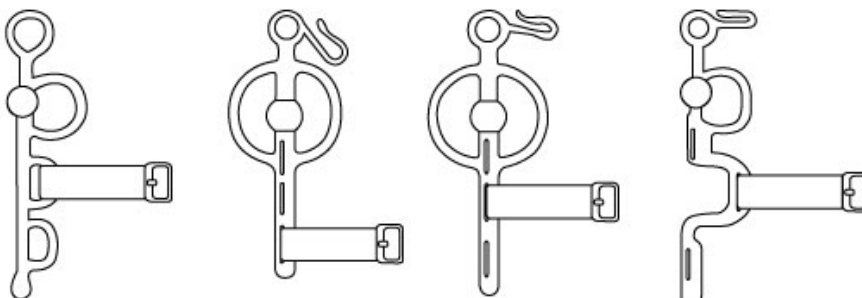
HK117 Appointments

1. To be shown to a viceroy or other suitable vehicle.
2. If not properly bitted in the half cheek entry must be severely penalized.
3. The term “to be driven in the half cheek” means that the reins should be around the post or through the top slot, provided the top slot is 3/4 of the way inside the ring.
4. Unless stated differently in the class specifications, ponies must be shown in an attached sidecheck with round blinkers with a liverpool bit. A separate sidecheck bit is not required.
5. Tradition suggests the following appointments: apron, gloves and whip.
6. Appropriate apparel is encouraged.

ACCEPTABLE HALF CHEEKS



UNACCEPTABLE HALF CHEEKS IN JUNIOR EXHIBITOR, AMATEUR AND LADIES CLASSES



HK118 Class Specifications

1. SINGLE HACKNEY PONY (OPEN, MARES, STALLIONS, GELDINGS, MAIDEN, NOVICE, LIMIT, GENTLEMAN AND OWNERS). To be shown at a park trot and show your pony. To be judged on performance, presence, quality, conformation and manners.
2. SINGLE HACKNEY PONY CHAMPIONSHIP. To be eligible ponies must be entered, shown and judged in any other single performance class in this section. To be shown at a park trot and show your pony. To be judged on performance, presence, quality, conformation and manners.
3. SINGLE HACKNEY PONY FOUR YEARS OLD OR UNDER. (STALLIONS, MARES, GELDINGS). To be shown at the park trot and show your pony. To be judged on performance, presence, quality, conformation, and manners.
4. SINGLE HACKNEY FOUR YEARS OLD OR UNDER CHAMPIONSHIP. To be eligible, ponies must be entered, shown and judged in any other single performance class in this section To be judged on performance, presence, quality, conformation and manners.
5. SINGLE HACKNEY PONY (AMATEURS, AMATEUR OWNERS, AMATEUR LADY TO DRIVE, AMATEUR GENTLEMAN TO DRIVE). To show all-around action at a park trot and not faster. To be driven in the half cheek with sidechecks, appear to have perfect mouths, must stand quietly and must back easily. Ponies must be checked, but the checks may be adjusted during the lineup. During a workout those remaining in the center of the ring may be unchecked. Not an appointments class. To be shown at a park trot. To be judged on manners, performance, quality, presence and conformation.
6. SINGLE HACKNEY PONY (AMATEURS, AMATEUR OWNERS, AMATEUR LADY TO DRIVE, AMATEUR GENTLEMAN TO DRIVE) CHAMPIONSHIP. To be eligible ponies must be entered, shown by an amateur and judged in a qualifying class designated by competition management in the prize list per GR809.1. To be shown at a park trot. Ponies must stand quietly and must back easily. To be judged on manners, performance, quality, presence and conformation.
7. SINGLE HACKNEY PONY LADIES. To be shown at a park trot. The pony must stand quietly and back readily. To be judged on manners, quality, suitability, performance, and conformation.
8. SINGLE HACKNEY PONY LADIES CHAMPIONSHIP. To be eligible ponies must be entered, shown and judged in qualifying class restricted in a similar manner as the championship. To be shown at a park trot. The pony should stand quietly and back readily. To be judged on manners, quality, suitability, performance, and conformation.
9. SINGLE HACKNEY PONY JUNIOR EXHIBITORS. (Open to mares and geldings only) Manners are paramount in these classes. Ponies should display a willingness to perform, suitability and balanced action. To show all around action at a park trot and not faster. The pony must stand quietly and must back easily. To be judged on manners, suitability, quality, performance, and conformation. To be driven in the half cheek with sidechecks, appear to have perfect mouths. Ponies must be checked, but the checks may be adjusted during the lineup. During a workout those remaining in the center of the ring may be unchecked.
10. SINGLE HACKNEY PONY JUNIOR EXHIBITOR CHAMPIONSHIP. To be eligible ponies must be entered, shown and judged in qualifying classes designated by competition management in the prize list per GR809.1. If no junior exhibitor championship is offered, then the entry becomes eligible to show in the Amateur championship. If an amateur championship is not offered, junior exhibitors may compete in an open championship. To be shown at a park trot. The pony must stand quietly in the lineup and must back easily. To be judged on manners, suitability, quality, performance and conformation.
11. UPHA SINGLE HACKNEY PONY CLASSIC AND UPHA HACKNEY PONY CLASSIC CHAMPIONSHIP. Open to ponies four years old and under. To be shown at a park trot and show your pony. To be judged on performance, presence, quality, conformation and manners. For complete information on holding UPHA Classics classes contact United Professional Horsemen's Association, 4059 Iron Works Parkway, Suite #2, Lexington, KY 40511, (859) 231-5070.

SUBCHAPTER HK-5 HARNESS PONIES**HK119 General**

1. Harness ponies are exhibited with a long mane and undocked tail.
2. Excessive speed is undesirable.
3. The Term "Drive on" is never to be used in regard to Harness Ponies. The gaits for the Harness Ponies shall be "Park Trot," which is executed in a highly collected manner and "Show Your Pony," which designates the speed which shows your pony to its best advantage. Excessive speed is undesirable and shall be penalized. Amateur, Ladies, and Junior Exhibitor Ponies are shown at the park trot only.
4. Ponies may be unchecked while lined up except in Ladies, Junior Exhibitor, and Amateur classes where ponies must remain checked, but checks may be adjusted. In Ladies, Junior Exhibitor, and Amateur classes, attendant may stand an entry on its feet and thereafter he shall remain at least two paces distant from the head.

HK120 Appointments

1. To be shown to a viceroy or other suitable vehicle.
2. If not properly bitted in the half cheek entry must be severely penalized.
3. The term "to be driven in the half cheek" means that the reins should be around the post or through the top slot, provided the top slot is 3/4 of the way inside the ring. See HK116 for diagram of acceptable and unacceptable half cheeks.
4. Unless stated differently in the class specifications, ponies must be shown in an attached sidecheck with round blinkers with a liverpool bit. A separate sidecheck bit is not required.
5. Tradition suggests the following appointments: apron, gloves and whip.
6. Appropriate apparel is encouraged.

HK121 Class Specifications

1. SINGLE HARNESS PONY (OPEN, MARES, STALLIONS, GELDINGS, MAIDEN, NOVICE, LIMIT, GENTLEMAN AND OWNERS). To be shown at a park trot and show your pony. To be judged on performance, presence, quality, conformation and manners.
2. SINGLE HARNESS PONY CHAMPIONSHIP. To be eligible ponies must be entered, shown and judged in any other single performance class in this section. To be shown at a park trot and show your pony. To be judged on performance, presence, quality, conformation and manners.
3. SINGLE HARNESS PONY FOUR YEARS OLD OR UNDER (STALLIONS, MARES, GELDINGS). To be shown at the park trot and show your pony. To be judged on performance, presence, quality, conformation, and manners.
4. SINGLE HARNESS PONY FOUR YEARS OLD OR UNDER CHAMPIONSHIP. To be eligible, ponies must be entered, shown and judged in any other single performance class in this section. To be shown at the park trot and show your pony. To be judged on performance, presence, quality, conformation and manners.
5. SINGLE HARNESS PONY (AMATEURS, AMATEUR OWNERS, AMATEUR LADY TO DRIVE, AMATEUR GENTLEMAN TO DRIVE). To show all-around action at a park trot and not faster. To be driven in the half cheek with sidechecks, appear to have perfect mouths, must stand quietly and must back easily. Ponies must be checked, but the checks may be adjusted during the lineup. During a workout those remaining in the center of the ring may be unchecked. Not an appointments class. To be shown at a park trot. To be judged on manners, performance, quality, presence, and conformation.
6. SINGLE HARNESS PONY (AMATEUR, AMATEUR OWNERS, AMATEUR LADY TO DRIVE, AMATEUR GENTLEMAN TO DRIVE) CHAMPIONSHIP. To be eligible ponies must be entered, shown by an amateur and judged in a qualifying class designated by competition management in the prize list per GR809.1. To be shown at a park trot. Ponies must stand quietly and must back easily. To be judged on manners, performance, quality, presence and conformation.

7. SINGLE HARNESS PONY LADIES. To be shown at a park trot. The pony must stand quietly and back readily.
Classes are judged on manners, quality, suitability, performance, and conformation.
8. SINGLE HARNESS PONY LADIES CHAMPIONSHIP. To be eligible ponies must be entered, shown and judged in qualifying class restricted in a similar manner as the championship. To be shown at a park trot. The pony should stand quietly and back readily. To be judged on manners, quality, suitability, performance, and conformation.
9. SINGLE HARNESS PONY JUNIOR EXHIBITOR. (Open to mares and geldings only) Manners are paramount in these classes. Ponies should display a willingness to perform and balanced action. To be driven in the half cheek with sidechecks, appear to have perfect mouths. Ponies must be checked, but the checks may be adjusted during the lineup. During a workout those remaining in the center of the ring may be unchecked. To show all around action at a park trot and not faster. The pony must stand quietly and must back easily. To be judged on manners, suitability, quality, performance, and conformation.
10. SINGLE HARNESS PONY JUNIOR EXHIBITOR CHAMPIONSHIP. To be eligible ponies must be entered, shown and judged in qualifying classes designated by competition management in the prize list per GR809.1. If no junior exhibitor championship is offered, then the entry becomes eligible to show in the amateur championship. If an amateur championship is not offered, junior exhibitors may compete in an open championship. To be shown at a park trot. The pony must stand quietly in line up and must back easily. To be judged on manners, suitability, quality, performance and conformation.
11. UPHA SINGLE HARNESS PONY CLASSIC AND UPHA HARNESS PONY CLASSIC CHAMPIONSHIP. Open to ponies four years old and under. To be shown at a park trot and show your pony. To be judged on performance, presence, quality, conformation and manners. For complete information on holding UPHA Classics classes contact United Professional Horsemen's Association, 4059 Iron Works Parkway, Suite #2, Lexington, KY 40511, (859) 231-5070.

SUBCHAPTER HK-6 PARK PLEASURE DRIVING

HK122 General

1. Open to registered Hackney Ponies 14.2 hands and under.
2. This section is open to professionals, amateurs and junior exhibitors.
3. Open to Mares and Geldings only.
4. Longtails and Cobtails shown together, unless management deems they have enough entries to offer two divisions.
5. One attendant without whip is permitted to head each pony only during the lineup. The attendant may stand the entry on its feet and then must stand at least two paces back from the pony and is not allowed to touch the pony except for safety purposes. It is imperative that ponies stand quietly, back readily and return to the lineup. Ponies shall remain checked in the line up and may not be adjusted, unless an additional workout is called, at which time, ponies not in workout may be unchecked.
6. The use of artificial appliances or devices such as chains, shackles, and rubber bands are prohibited on the grounds before or during a competition. Any animal with prohibited equipment must be disqualified from further competition and forfeit all entry fees and winnings. The use of protective equipment such as nonweighted bell boots, shin boots, etc., are allowed on the grounds and in the warm-up areas prior to entering the competition ring.
7. In all Park Pleasure driving classes the judge(s) must walk the line up. If a judging panel is being used to officiate these classes, all judges must comply with this rule.
8. Excessive speed and laboring motion to be penalized. Judge's emphasis should be on ability to give a pleasurable drive while retaining a show attitude.
9. Park Pleasure driving ponies are ineligible to compete in any other section of the Hackney Division at the same competition.

10. Park Pleasure ponies, if eligible, may enter the Hackney or Harness Show or Country Pleasure driving pony sections without jeopardizing their eligibility in the Park Pleasure driving section at subsequent competitions.

HK123 Park Pleasure Driving Appointments

1. Appropriate harness (black or russet) with low crupper, sidecheck or overcheck, square or round blinkers, snaffle. Martingale optional, checkbit mandatory.
2. Braids permitted.
3. **Entries** must be shown **with driver only** to an appropriate vehicle either a two-wheeled basket type jog cart or road bike with basket. *BOD 1/16/16 Effective 4/1/16*
4. Switches or artificial tails may be added.
5. Appropriate apparel is encouraged.

HK124 Park Pleasure Driving-Class Specifications

1. SINGLE HACKNEY OR HARNESS PONY PARK PLEASURE DRIVING (OPEN, MARES, GELDINGS, MAIDEN, NOVICE, LIMIT, AMATEUR, JUNIOR EXHIBITOR, LADIES, GENTLEMAN AND OWNERS). To be shown at a flat walk, pleasure trot and road trot (showing a distinct difference in gait). To be judged on suitability, manners, performance, quality, and conformation. Ponies must stand quietly and are required to back.
2. SINGLE HACKNEY OR HARNESS PONY PARK PLEASURE DRIVING (OPEN, MARES, GELDINGS, MAIDEN, NOVICE, LIMIT, AMATEUR, JUNIOR EXHIBITOR, LADIES, GENTLEMAN AND OWNERS) CHAMPIONSHIP. To be eligible ponies must be entered, shown and judged in qualifying class restricted in a similar manner as the championship. To be shown at a flat walk, pleasure trot and road trot (showing a distinct difference in gait). To be judged on suitability, manners, performance, quality and conformation. Ponies must stand quietly and are required to back.
3. SINGLE HACKNEY OR HARNESS PONY PARK PLEASURE DRIVING, PONIES FOUR YEARS OLD OR UNDER. To be shown at a flat walk, pleasure trot and road trot (showing a distinct difference in gait). To be judged on suitability, manners, performance, quality, and conformation. Ponies must stand quietly and are required to back.
4. SINGLE HACKNEY OR HARNESS PONY PARK PLEASURE DRIVING, PONIES FOUR YEARS OLD OR UNDER CHAMPIONSHIP. To be eligible, ponies must be entered, shown and judged in a qualifying class with the same specifications. To be shown at a flat walk, pleasure trot and road trot (showing a distinct difference in gait). To be judged on suitability, manners, performance, quality and conformation. Ponies must stand quietly and are required to back.

SUBCHAPTER HK-7 SHOW PLEASURE DRIVING

HK125 General

1. Open to registered Hackney Ponies 14.2 hands and under.
2. This section is open to amateurs and junior exhibitors.
3. Open to Mares and Geldings only.
4. Long tails and Cob tails shown together, unless management deems they have enough entries to offer two divisions.
5. One attendant without whip is permitted to head each pony only during the lineup. The attendant may stand the entry on its feet and then must stand at least two paces back from the pony and is not allowed to touch the pony except for safety purposes. It is imperative that ponies stand quietly, back readily and return to the lineup. Ponies shall remain checked in the lineup and may not be adjusted, unless an additional workout is called, at which time, ponies not in workout may be unchecked.
6. The use of artificial appliances or devices such as chains, shackles, and rubber bands are prohibited on the grounds before or during a competition. Any animal with prohibited equipment must be disqualified from further

- competition and forfeit all entry fees and winnings. The use of protective equipment such as non-weighted bell boots, shin boots, etc., are allowed on the grounds and in the warm-up areas prior to entering the competition ring.
7. In all Show Pleasure driving classes the judge(s) must walk the line up. If a judging panel is being used to officiate these classes, all judges must comply with this rule.
 8. Excessive speed and laboring motion to be penalized. Judge's emphasis should be on ability to give a pleasurable drive while retaining a show attitude.
 9. Show Pleasure Driving ponies are ineligible to compete in any other section of the Hackney Division at the same competition.
 10. If a particular competition does not offer a Hackney or Harness Pony Show Pleasure driving section, pleasure ponies, if eligible, may enter the Hackney or Harness Park Pleasure or Country Pleasure driving pony section without jeopardizing their eligibility in the Show Pleasure driving section at subsequent competitions. Exception: If a competition does offer a Show Pleasure driving section and the pony competes in the Park Pleasure driving section it will not jeopardize their eligibility in the Show Pleasure driving section at subsequent competitions.

HK126 Show Pleasure Driving-Appointments

1. Appropriate harness (black or russet) with low crupper, sidecheck or overcheck, square or round blinkers, snaffle. Martingale optional, checkbit mandatory.
2. Braids permitted.
3. **Entries** must be shown **with driver only** to an appropriate vehicle either a two-wheeled basket type jog cart or road bike with basket. *BOD 1/16/16 Effective 4/1/16*
4. Switches or artificial tails may be added.
5. Appropriate apparel is encouraged.

HK127 Class Specifications

1. SINGLE HACKNEY OR HARNESS PONY SHOW PLEASURE DRIVING, (AMATEUR, JUNIOR EXHIBITOR). To be shown at a flat walk, pleasure trot and road trot (showing a distinct difference in gait). To be judged on suitability, manners, performance, quality, and conformation. Ponies must stand quietly and are required to back.
2. SINGLE HACKNEY OR HARNESS PONY SHOW PLEASURE DRIVING, (AMATEUR, JUNIOR EXHIBITOR) CHAMPIONSHIP. To be eligible, ponies must be entered, shown and judged in a qualifying class with the same specifications. To be shown at a flat walk, pleasure trot and road trot (showing a distinct difference in gait). Ponies must stand quietly and are required to back. To be judged on suitability, manners, performance, quality and conformation.
3. SINGLE HACKNEY OR HARNESS PONY SHOW PLEASURE DRIVING, PONY FOUR YEARS OLD OR UNDER. To be shown at a flat walk, pleasure trot and road trot (showing a distinct difference in gait). Ponies must stand quietly and are required to back. To be judged on suitability, manners, performance, quality and conformation.
4. SINGLE HACKNEY OR HARNESS PONY SHOW PLEASURE DRIVING, PONY FOUR YEARS OLD OR UNDER CHAMPIONSHIP. To be eligible, ponies must be entered, shown and judged in a qualifying class restricted in a similar manner at the championship. To be shown at a flat walk, pleasure trot and road trot (showing a distinct difference in gait). Ponies must stand quietly and are required to back. To be judged on suitability, manners, performance, quality and conformation.
5. UPHA SINGLE HACKNEY OR HARNESS PONY SHOW PLEASURE DRIVING CLASSIC AND UPHA SINGLE HACKNEY OR HARNESS PONY SHOW PLEASURE DRIVING CLASSIC CHAMPIONSHIP. Open to ponies four years old and under. To be shown at a flat walk, pleasure trot and road trot (showing distinct difference in gait). Ponies must stand quietly and are required to back. To be judged on suitability, manners, performance, quality and conformation. For complete information on holding UPHA Classics classes contact United Professional Horsemen's Association, 4059 Iron Works Parkway, Suite #2, Lexington, KY 40511, (859) 231-5070.

SUBCHAPTER HK-8 COUNTRY PLEASURE DRIVING**HK128 General**

1. Open to registered Hackney Ponies 14.2 hands and under.
2. This section is open to amateurs and junior exhibitors.
3. Open to Mares and Geldings only.
4. Long tails and Cob tails shown together, unless management deems they have enough entries to offer two divisions.
5. One attendant without whip is permitted to head each pony only during the lineup. The attendant may stand the entry on its feet and then must stand at least two paces back from the pony and is not allowed to touch the pony except for safety purposes. It is imperative that ponies stand quietly, back readily and return to the lineup. Ponies shall remain checked in the lineup and may not be adjusted, unless an additional workout is called, at which time, ponies not in workout may be unchecked.
6. The use of artificial appliances or devices such as chains, shackles, and rubber bands are prohibited on the grounds before or during a competition. Any animal with prohibited equipment must be disqualified from further competition and forfeit all entry fees and winnings. The use of protective equipment such as non-weighted bell boots, shin boots, etc., are allowed on the grounds and in the warm-up areas prior to entering the competition ring.
7. In all Country Pleasure driving classes the judge(s) must walk the line up. If a judging panel is being used to officiate these classes, all judges must comply with this rule.
8. The Country Pleasure driving pony may be less showy than the Hackney or Harness Show Pleasure driving pony, but it should still be typical of the breed.
9. Must be plain shod. Permissible as plain shod shall be a shoe that may contain toe or side clips. Not permissible as plain shod: bands, bars, pads, wedges, lead, springs, or any attachment that extends below the bottom of the shoe. The sole and entire frog of the foot must be visible. Any animal with prohibited shoeing must be disqualified from further competition at that event.
10. Transition from one gait to another should be smooth and effortless. Ponies must be obedient with prompt transitions. Special emphasis is placed on a true, flat walk. Ground covering action is desired. Entries to be penalized for pulling, head tossing, laboring action, and going sideways.
11. Country Pleasure Ponies are ineligible to compete in any other section of the Hackney Division at the same competition.
12. If a particular competition does not offer a Hackney or Harness Pony Country Pleasure driving section, pleasure ponies, if eligible, may enter the Hackney or Harness Show Pleasure Driving or Park Pleasure driving sections without jeopardizing their eligibility in the Hackney or Harness Country Pleasure Driving Pony section at subsequent competitions. Exception: If the competition does offer a Country Pleasure driving section, and the pony competes in the Park Pleasure driving section it will not jeopardize their eligibility in the Country Pleasure driving section at subsequent competitions.

HK129 Appointments

1. Appropriate harness (black or russet) with low crupper, sidecheck or overcheck, square or round blinkers, snaffle. Martingale optional, checkbit mandatory.
2. **Entries** must be shown **with driver only** to an appropriate vehicle either a two-wheeled basket type jog cart or road bike with basket. *BOD 1/16/16 Effective 4/1/16*
3. No braids allowed.
4. Switches or artificial tails may be added.
5. Appropriate apparel is encouraged.

HK130 Class Specifications

1. SINGLE HACKNEY OR HARNESS PONY COUNTRY PLEASURE DRIVING, (AMATEUR, JUNIOR EXHIBITOR).
To be shown at a flat walk, pleasure trot, and road trot (showing a distinct difference in gait). Entries must halt on the rail, both directions of the ring. It is imperative that ponies stand quietly and back readily in the lineup. To be judged on suitability, manners, performance, quality, and conformation.
2. SINGLE HACKNEY OR HARNESS PONY COUNTRY PLEASURE DRIVING, (AMATEUR, JUNIOR EXHIBITOR) CHAMPIONSHIP. To be eligible, ponies must be entered, shown and judged in a qualifying class with the same specifications. To be shown at a flat walk, pleasure trot and road trot (showing a distinct difference in gait). Entries must halt on the rail, both directions of the ring. It is imperative that ponies stand quietly and back readily in the lineup. To be judged on suitability, manners, performance, quality and conformation.
3. SINGLE HACKNEY OR HARNESS PONY COUNTRY PLEASURE DRIVING, PONIES FOUR YEARS OLD OR UNDER. To be shown at a flat walk, pleasure trot, and road trot (showing a distinct difference in gait). Entries must halt on the rail, both directions of the ring. It is imperative that ponies stand quietly and back readily in the lineup. To be judged on suitability, manners, performance, quality, and conformation.
4. SINGLE HACKNEY OR HARNESS PONY COUNTRY PLEASURE DRIVING, PONIES FOUR YEARS OLD OR UNDER CHAMPIONSHIP. To be eligible, ponies must be entered, shown and judged in a qualifying class with the same specifications. To be shown at a flat walk, pleasure trot and road trot (showing a distinct difference in gait). Entries must halt on the rail, both directions of the ring. It is imperative that ponies stand quietly and back readily in the lineup. To be judged on suitability, manners, performance, quality and conformation.

SUBCHAPTER HK-9 ADDITIONAL CLASSES

HK131 Additional Class Specifications.

1. HACKNEY PONY GIG CLASS. To be shown to a gig and driven by an amateur. Must be shown with a standing martingale. To be shown at a walk, park trot and smart trot. Ponies must be asked to back. To be judged on presence, manners, quality and performance.
2. HACKNEY OR HARNESS CARRIAGE CLASS. Open to registered Hackney ponies. Registered Hackneys showing in this class shall not cross enter into any Hackney, Harness or Roadster Pony performance class at the same competition. Ponies may be shown with short or long tails. Harness must be appropriate for the carriage used. To be shown to an appropriate two or four wheeled carriage at a walk, collected trot, and extended trot, excessive speed to be penalized. Must stand quietly and back readily. At least one figure eight may be performed at the discretion and on the instructions of the judge. Button braids are permitted. Hat, apron, gloves and whip are required. To be judged 75% on performance, quality and manners; 25% on turnout.
3. PAIR OF HACKNEY or HARNESS PONIES OPEN. To be shown to a suitable four wheeled vehicle with side checks. To be shown at a park trot and show your ponies. To be judged on performance, quality, similarity and manners.

SUBCHAPTER HK-10 AHHS YOUTH MEDALLION CLASSES

HK132 General

1. For all classes, safety is to be paramount with suitability of exhibitor to pony/horse and exhibitor's ability to show the Hackney to its best advantage given first consideration.
2. In all classes one attendant may be allowed and may stand an entry on its feet and thereafter remain at least two (2) paces distant from the head, except in Showmanship In-Hand where no attendant is allowed.
3. Horses are allowed in the AHHS Youth Medallion Pleasure Driving, Pleasure Driving-Reinsmanship, Pleasure Under Saddle and Showmanship In-Hand classes.
4. Protective headgear is mandatory in all Roadster Pony to Bike, Roadster Pony Under Saddle classes and is

HK - HACKNEY DIVISION

strongly recommended in Pleasure Pony classes.

5. Classes are open to Junior Exhibitors.
6. To be eligible for the National Finals, the combination of one pony/horse and driver/rider must have shown and placed (received a ribbon) in an official AHHS Youth Medallion class.
7. To compete in the National Finals the rider/driver must be an AHHS member.
8. The qualifying period for each year closes seven days prior to the starting day of the American Saddlebred/Hackney section of the competition hosting the National Finals; at that time the qualifying period for the following year will begin.
9. For permission to offer qualifying AHHS Youth Medallion classes or for further information please contact the American Hackney Horse Society at 4059 Iron Works Parkway, A-3, Lexington, KY 40511, (859) 255-8694.

HK133 Class Specifications

1. AHHS YOUTH MEDALLION ROADSTER PONY, SHOW PLEASURE DRIVING, COUNTRY PLEASURE DRIVING, HACKNEY/HARNESS, AND ROADSTER PONY UNDER SADDLE. Class specifications are to be the same as the Federation Hackney division's Junior Exhibitor class specifications with the exception that suitability is to be judged first.
2. AHHS YOUTH MEDALLION PLEASURE UNDER SADDLE. To be shown under English saddle, open bridle with snaffle bit single or double reins, (martingale optional), full bridle (curb bit and snaffle) or Pelham (without martingale) acceptable. Braids or artificial devices are not allowed. Rider attire to be dark jodhpurs, shirt, tie, fitted or sweater vests (optional), riding boots, gloves and hair neatly held back so the number is easily read. Riding suits and hats (other than protective headgear) are prohibited. To be shown at a flat walk, pleasure trot, and a road trot. Entries must stand quietly and are required to back in the lineup. To be judged on suitability, manners, performance and quality.
3. AHHS YOUTH MEDALLION PLEASURE DRIVING-REINSMANSHIP. To be shown to an appropriate two-wheel vehicle, both ways of the ring, at a walk, slow trot, working trot and strong trot. A workout will be required and performed at any of the above gaits requested by the judge. Entry will be asked to perform a figure of eight and/or any other appropriate test. Ability and skill of driver is to be considered. Judging will be based 70% (50% of rail work, 50% workout) on performance, manner and way of going of the pony/horse, 20% on condition and fit of the harness and vehicle and 10% on neatness of attire.
4. Tests which may be used:
 - a. Figure of eight.
 - b. Serpentine with cone markers.
 - c. Drive between two parallel cavaletti.
 - d. Right or left turn through cone makers.
 - e. Execute a back between two (2) cones or cavaletti.
5. AHHS YOUTH MEDALLION SHOWMANSHIP IN-HAND. Attire for handler will be dark jodhpurs, shirt, tie, vests (optional), riding boots, gloves and hair neatly held back so the number is easily read. Riding suit and hats (other than protective headgear are prohibited). Judging will be based 50% on presentation of the pony/horse and showmanship skills, 40% on condition, grooming and fitting of the pony/horse and 10% on appearance and grooming of exhibitor. Appointments, See SB179. Judging procedures, See SB180. Workout, See SB181.

SUBCHAPTER HK-11 HACKNEY ROADSTER PONIES

HK134 General

1. Entries in Roadster classes must be registered with the American or Canadian Hackney Societies and must be entered under their full registered name of owner of record with the AHHS or CHS. Exception: Ponies shown in the Roadster Pony division at Federation Regular Competitions prior to December 1, 1991.

2. If only one section for Roadster Ponies to Bike is offered, it must be for ponies 52 inches and under. If entries warrant, two sections may be offered: a) Roadster Ponies to Bike 50 inches and under; b) Roadster Ponies to Bike over 50 inches to 52 inches. If two sections are offered, competition management may offer a championship/stake for each section. Roadster Ponies Under Saddle and Roadster Ponies to Wagon are restricted to ponies 54" and under.
3. Ponies may not be shown in a Roadster performance class unless the owner possesses a current measurement card or valid measurement form issued by the Federation or Management can confirm the measurement electronically with the Federation (see General Rules, GR502).
4. All Hackney Roadster Ponies must be re-measured and issued new measurement cards prior to competing in licensed competitions for the year 2004 and beyond. In all Hackney Roadster pony championship/stake classes (except Junior Pony sections) at selected USEF competitions which will be notified in writing by USEF, the first place and fourth place ponies must allow a heel measurement to be taken immediately following the class to verify the heel measurement is at or below what is indicated on the current measurement card; a copy of which must be on file in the show office prior to the pony competing. The heel measurement will be taken by the competition steward at a location determined by the measuring official and competition management. The heel measurement must be taken from the left bulb of the left front heel, from the skin line on the lower side of the coronary band with the ruler perpendicular to the flat surface. It is the trainer's or driver's decision and responsibility to determine if the pony will be hitched or unhitched for this measurement. If the heel measurement is higher than the measurement on the pony's USEF measurement card, an overall height measurement must be performed by two measuring officials (See GR502.4) no later than one hour following the end of the session at the designated location. Any entry that exceeds the legal height limit will forfeit winnings in that class. In the event there are fewer than four ponies in a class, the pony occupying the final placing will be measured. In the event of an emergency and the steward is unavailable to take the heel measurement immediately, competition management must appoint a representative to remain with the pony until the heel measurement can occur.
5. Roadster Ponies must appear to have a long mane and tail.

HK135 Appointments.

1. Driver shall wear stable colors, cap (or protective headgear, see HK135.2) and jacket to match. The exhibitor's number must be worn on the back of the driver.
2. Protective headgear is required for all Junior Exhibitor and AHHS Youth Medallion roadster pony classes (both to-bike and under-saddle). Refer to GR801.4, GR801.7, GR801.8.
3. Ponies shall be shown to a roadster cart (bike). A low crupper, overcheck, square blinkers and straight or broken snaffle bit shall be used. Martingales, and protective boots permitted.
4. In Roadster Pony Under Saddle classes, ponies are to be shown under English saddle, full martingale, open bridle with snaffle bit, single or double rein and protective boots. Rider to wear stable colors, jacket and protective headgear to match.

HK136 Showing Procedures

1. Roadster ponies must enter the ring clockwise at the jog-trot, then show at the road gait; turn counterclockwise at the jog trot, show at the road gait and then trot at speed. At all speeds they should work in form. Animation, brilliance and competition ring presence should characterize the Hackney Roadster Pony in working at a jog-trot or road gait. When asked to drive on, the pony must show speed and go in form. Improper cadence of the trot, i.e., hesitation of the hock's action or mixed gaited ponies that rack the turns and/or break and run on the turns shall be penalized.
2. Ponies should be shown on the rail at all times except when passing and should go to the far end of the corner without side reining; should be light mouthed, capable of being taken up at any time and show willingness to stand

HK - HACKNEY DIVISION

when being judged in the center of the ring.

3. Performance at all three gaits should be strongly considered. In the event of a workout, entries chosen must be worked both ways of the ring, as in the original routine.
4. When ponies are lined up, no attendant is permitted and the driver shall not leave his vehicle except for necessary adjustments. He may, however, uncheck and stand at the pony's head when left in the center of the ring while a part of the class is on the rail for a workout. NOTE: During the line-up in classes restricted to Junior Exhibitor, Ladies or Amateur Roadster pony classes, one attendant is permitted to head the pony. The attendant must not touch the entry except for safety reasons. During a workout in the Junior Exhibitor, Ladies or Amateur Roadster Pony classes an attendant is permitted in the ring for those entries not participating in the workout. During a workout the attendant may uncheck and hold the entry. However, when the workout is over the pony must be rechecked and the attendant must move away from the pony.
5. An exhibitor is entitled to request only one time-out per class (see GR833).

HK137 Division of Classes

1. If there are 16 or more entries in a class, it is required that the class be divided into separate sections by selecting every other number on the list of entries or divided per HK137.2-4 with separate prize money and ribbons.
2. Classes may be divided by sex. Stallions are prohibited in Junior Exhibitor Classes.
3. It is recommended that Amateur, Juvenile or Ladies classes be divided as to age of driver or sex of pony if there are a large number of entries anticipated.
4. It is recommended that classes for Junior Exhibitors be divided by age of driver and a Junior Exhibitor Championship offered. If no Junior Exhibitor Championship is offered at the competition, ponies shown in Junior Exhibitor classes are eligible for the Amateur Championship. If an amateur championship is not offered, ponies shown in junior exhibitor classes are eligible for the open championship.
5. Junior Exhibitors are allowed to show in Open Hackney Roadster Pony to Wagon classes and amateur or open Roadster Pony to Bike classes if Junior Exhibitor or Amateur classes are not offered. The use of protective head gear is required by Junior Exhibitors in these classes.

HK138 Class Specifications.

1. SINGLE HACKNEY ROADSTER PONY, OPEN, LIMIT, NOVICE, JUNIOR (4 years old & under) TO BIKE. To be shown first at the jog-trot and road gait then reversed and shown at a jog-trot, road gait and then speed. To be judged on performance, speed, presence, quality, conformation and manners.
2. SINGLE HACKNEY ROADSTER PONY, OPEN, LIMIT, NOVICE, JUNIOR CHAMPIONSHIP TO BIKE. To be shown first at the jog-trot and road gait then reversed and shown at a jog-trot, road gait and then speed. To be eligible ponies must be entered, shown and judged in another class in harness in this section. To be judged on performance, speed, presence, quality, conformation and manners.
3. SINGLE HACKNEY ROADSTER PONY JUNIOR EXHIBITOR, AMATEUR OR LADIES TO BIKE. To be shown first at the jog-trot and road gait then reversed and shown at a jog-trot, road gait and then speed. To be judged on suitability, manners, performance, speed and quality.
4. SINGLE HACKNEY ROADSTER PONY JUNIOR EXHIBITOR, AMATEUR OR LADIES CHAMPIONSHIP TO BIKE. To be eligible ponies must be entered, shown by a Junior Exhibitor, Amateur or Lady and judged in a qualifying class designated by competition management in the prize list per GR809.1. To be shown first at the jog-trot and road gait then reversed and shown at a jog-trot, road gait and then speed. To be judged on suitability, manners, performance, speed and quality.
5. JUNIOR EXHIBITOR HACKNEY ROADSTER PONY UNDER SADDLE AND CHAMPIONSHIP (54 inches and under). To be shown first at the jog-trot and road gait then reversed and shown at a jog-trot, road gait and then

speed. To be judged on manners, performance, speed, quality and suitability of rider to pony. Saddle classes qualify for saddle championships only.

6. UPHA HACKNEY ROADSTER PONY TO BIKE CLASSIC AND UPHA HACKNEY ROADSTER PONY TO BIKE CLASSIC CHAMPIONSHIP. Open to ponies four years old and under. To be shown first at the jog-trot and road gait then reversed and shown at a jog-trot, road gait and then speed. To be judged on performance, speed, quality, and manners. For complete information on holding UPHA Classics classes contact United Professional Horsemen's Association, 4059 Iron Works Parkway, Suite #2, Lexington, KY 40511, (859) 231-5070.
7. SINGLE HACKNEY ROADSTER TO WAGON (54 inches and under). To be shown first at the jog-trot and road gait then reversed and shown at a jog-trot, road gait and then speed. To be judged on performance, speed, quality and manners. Exhibitors shall wear a business suit with a hat of choice. Breeching is required in all wagon classes. If no championship is offered for this class it shall be considered as a qualifying class for the Hackney Roadster to Bike Championship as long as the pony qualifies under the Hackney Roadster to Bike height restrictions (See HK134.2).
8. HACKNEY ROADSTER PONY COMBINATION. Open to Junior Exhibitors. Ponies first to be shown both directions of the ring as a Roadster pony to bike. Competitors will be called to the line up, ponies unhooked and saddled, then returned to the rail to be shown under saddle at the required gaits. Two attendants per entry are allowed to assist the changing of tack. If bridle is changed, harness bridle must not be removed prior to the pony being completely unhooked from the bike. Ponies must be shown by the same rider and driver. In both segments of the class ponies to be shown first at a jog-trot and road gait, then reversed and shown at a jog-trot, road gait, and then at speed. Roadster Pony to Bike to be judged on suitability, manners, performance, speed and quality. Roadster Pony Under Saddle to be judged on manners performance, speed, quality and suitability of rider to pony.

SUBCHAPTER HK-12 HACKNEY HORSES

HK139 Eligibility

1. In order to compete, all Hackney Horses must be registered with the American Hackney Horse Society (AHHS) and/or the Canadian Hackney Society (CHS). They must be entered in their full registered names, with registration numbers, and under the names of the owner(s) of record with the AHHS or the CHS. A copy of registration papers showing proof of ownership must be submitted with entry form at the time of making entry or presented to competition office before competition number will be released; competition management is responsible for notifying exhibitors of this requirement. A copy of the registration papers will be returned when exhibitors pick up their numbers, if requested. See GR1308.2a(6).
2. Combined ownership is not permitted in harness classes unless specified in the prize list. It is not permitted to make an entry in the name of one horse "and mate".
3. Membership Requirements:
 - a. Owners and trainers of horses participating at Federation licensed competitions in any Hackney section must be current members in good standing with the American Hackney Horse Society.
 - b. Originals or copies of the AHHS membership card must be provided to the competition unless the competition, at their discretion, confirms electronically with the AHHS office.
 - c. Lessees are considered owners in connection with this membership requirement. In the event of an entry under multiple ownership, only one owner need be a member of AHHS.
4. Stallions are prohibited in Junior Exhibitor classes. Stallions may be shown in classes restricted to Lady drivers, except were restricted or in the Pleasure section where stallions are never permitted.
5. Maiden/Novice/Limit classes are open to horses that have not won one/three/six first place ribbons respectively at USEF licensed competitions. Ribbons won in classes with only one entry will not count in determining Maiden, Novice or Limit status. Ribbons won within one section (i.e. Hackney Horse, Hackney Gig, etc.) do not count in the

HK - HACKNEY DIVISION

reckoning of Maiden/Novice/Limit status if the horse competes in a different Hackney section.

6. Attention getting devices &/or other noisemakers (including but not limited to tape measures, blow horns, bamboo poles, baby powder, whips longer than 6', etc.) are not allowed in and around the make up/schooling/warm-up and competition rings during scheduled competition sessions. Use of explosives and fire extinguishers (except in the case of fire) is not allowed on competition grounds at any time. All such items will be confiscated and offenders will be reported to the USEF. (See also GR839.4.i)
7. Electronic communication devices used for purposes of coaching, etc., between competitors and individuals outside the ring shall be prohibited in all classes in the Hackney Division. Exempt from this rule are handicapped drivers/riders who have submitted written proof to the Federation steward.

HK140 Type and Conformation

1. For Type and Conformation see HK102.
2. Height. For competition purposes, the height of the Hackney Horse shall be over 14.2 hands.
3. Soundness. Horses are to be serviceably sound. Horses showing evidence of lameness or broken wind must be severely penalized.

SUBCHAPTER HK-13 BREEDING CLASSES

HK141 General

1. Open to stallions, mares and geldings of various ages, registered with the American or Canadian Hackney Horse Societies.
2. Show Committees are urged to offer separate classes for stallions, mares and geldings, two years of age and over.

HK142 Specifications

1. To be shown in-hand at a walk and trot. Conformation, type, quality and finish to count 50% for weanlings, yearlings, two-year-olds and over. Performance, manners, disposition and way of going shall count 50% for weanlings, yearlings, two-year-olds and over.
2. Two-year-old stallions and geldings may be shown in stallion tack. Stallions and geldings over two years old must be shown in stallion tack.
3. Show Champions and Reserve Champions will be selected as outlined in GR810.
4. Inconspicuous hair and/or tail brace permitted. A spoon crupper is optional.
5. Only two people per animal are permitted in the ring. Handlers and attendants must be neatly and appropriately dressed in clean and well-fitted clothes. Each may carry or use a whip not exceeding 6' including lash; the lash shall not have been altered in any way. It must be a standard whip of suitable style. Exception: A small empty paper bag, a small empty plastic bag, or ribbons may be attached to the whip. The small empty bag may be used separately.

SUBCHAPTER HK-14 HACKNEY HORSE PERFORMANCE CLASSES

HK143 General

1. All horses must appear to have a short tail and must appear to have a tightly braided mane and shall be exhibited to an appropriate vehicle.
2. Overchecks are not permitted.
3. When time allows, Championship classes should be offered for the driving and riding classes.
4. The term "to be driven in the half cheek" means that the reins should be around the post or through the top slot, provided the top slot is $\frac{3}{4}$ " of the way inside the ring. If not properly bitted in the half cheek entry must be severely

- penalized. (See HK117 for diagram of acceptable and unacceptable half cheeks).
5. Entries shall be shown without artificial appliances (e.g., wired ears) except inconspicuously applied hair in mane and tail, a tail brace and mouth controls.
 6. Tradition suggests the following appointments: apron, gloves and whip.
 7. Excessive speed is undesirable. All classes after completing an appropriate number of rounds of the ring (depending on arena size) shall be reversed and shown in the opposite direction at the command of the judge. Every entry chosen for a workout shall be shown both ways of the ring.
 8. One attendant must be permitted to stand inside the gate while a ladies, amateur or junior exhibitor class is in progress and only one attendant is allowed to head a horse. Horses may be unchecked while lined up except in Ladies, Junior Exhibitors, Amateurs and Owners classes, attendant may stand an entry on its feet and thereafter he shall remain at least two paces distance from the head.
 9. All horses shall be worked both ways of the ring at all required gaits as directed by the judge(s). Workouts will be judged as a separate class and horses must be tied for placings being considered in that workout. Workouts may be called for by the judge(s) for any or all placings. All horses chosen for a workout must be worked both ways of the ring at any or all gaits listed in the class specifications that are requested by the judge(s). An exhibitor is entitled to request only one five minute time out per class including workout. (See GR833).
 10. In Ladies, Amateur and Junior Exhibitor classes, all entries are to remain in the center of the ring during a second workout and may uncheck until the workout is completed.
 11. See GR135 and HK139.5 for definition of Maiden, Novice and Limit horses.
 12. All vehicles and equipment must be in serviceable condition. Any exhibitor using vehicles or equipment deemed to be disruptive to other exhibitors must be excused from the ring.
 13. Unless stated differently in the class specifications, horses must be shown in an attached sidecheck with round blinkers with a liverpool bit. A separate sidecheck bit is not required.
 14. The Term "Drive on" is never to be used in regard to Hackney Horses. The gaits for the Hackney Horses shall be "Park Trot," which is executed in a highly collected manner and "Show Your Horse," which designates the speed which shows your horse to its best advantage. Amateur, Ladies, and Junior Exhibitor horses are shown at the park trot only.

HK144 Hackney Horse Class Descriptions

1. LADIES HACKNEY HORSES, MARE OR GELDING, SHOWN TO A PHAETON. Manners shall be considered paramount. The horse must show all-around action at a Park Trot and should never be driven any faster. It must stand quietly, remaining checked while lined up, and back when required to do so. The Lady's horse must be driven in the Half Cheek and appear to have a perfect mouth. The horse should be notable for beauty, quality and presence, and should be of solid color without flashy markings. To be judged on manners (paramount), quality and performance.
2. GIG CLASS. For single Hackney horses, stallions, mares or geldings. Size of gig to be in proportion to size of horse shown. A gig horse should have presence, all-around action and be able to do a good pace, but excessive speed should not be required. After the contestants have made an appropriate number of rounds of the ring (depending on arena size) at the trot, horses should be asked to show in turn a walk, a park trot and a smart trot. All horses should be asked to back. To be driven by an amateur. To be judged on presence, manners, quality and performance. (See HK145.2 for appointments).
3. PAIRS—MAIDEN, NOVICE, LIMIT, OPEN, LADIES. See description of respective classes for single horses. In addition to performance, etc., pairs should be mated as closely as possible as to the size, color, type and way of going. In pair classes, a difference of one half inch in the height of the two horses is allowable without penalty. If the difference exceeds one-half inch, it shall count against the entry. In a class where height is part of the specifications, such as pairs under 15.2 hands, if two horse are only one-half inch apart and one is within the height

HK - HACKNEY DIVISION

- specified, the pair is eligible to compete. If one horse exceeds the limit by more than one-half inch the pair is ineligible. The same provision applies in a class where the specifications call for pairs over a specified height.
4. **TANDEM.** To be shown to a Gig or other appropriate two-wheeled vehicle. The wheel horses should be of proper size for the shafts and to possess substance and power for the work in hand, with some action. The lead horse to be slightly smaller than the wheel horse, notable for brilliance of action and beauty. A smart leader is essential for a good tandem. Horses need not be eliminated for variance of color but uniformity of color is to be considered. To be shown at a walk, park trot and a smart trot. Horses should be asked to back. To be judged on performance, quality, manners (suitability).
 5. **COLLECTION OF THREE HACKNEY HORSES.** To be shown in single harness or as a pair and a single. Each animal to be the bona fide property of the exhibitor. Exhibitors need not describe animals when making entry. To be judged on performance of horses as a unit, and ability to maintain proper distance between horses, uniformity and quality. Each exhibitor to give a solo performance of his three horses as a unit, both ways of the ring. The prize list should indicate whether entries are to be shown singly or as a pair and a single.
 6. **SELECTION OF THREE HACKNEY HORSES.** Each animal to be the bona fide property of the exhibitor. Exhibitors need not describe animals when making entry. The prize list should indicate whether entries are to be shown singly or as a pair and a single. Each exhibitor to give a solo performance of his three best animals of one exhibitor without regard to uniformity. This class is offered either as an alternative or in addition to the Collection class (See HK144.5 above).
 7. **FOUR-IN HANDS.**
 - a. Park Drag of solid color to be drawn by four matched horses with park harness, including brass hames, black collars, two servants in livery. To be judged on performance, quality, manners, uniformity and appointments.
 - b. Road Coach, of bright and often varied colors, to be drawn by a team not necessarily matched as to color; road harness with steel hames and links and brown collars. Must carry a guard in livery. To be judged on performance, substance and appointments. Appointments include: extra collar, traces, reins, brake shoe, quarter blankets and coolers, rubber coats, lap robes, water pail, tool kit, umbrella basket and extra lead bars.

HK145 Appointments

1. **LADIES PHAETON.** A George IV, Peter's Phaeton or, in the summer, a Brewster Basket Phaeton may be used. The appointments of the phaeton should include a lash whip, with leather gloves, card case, lap robe, cooler, two rain coats, wheel wrench, umbrella and cover for servant's hat. A dash clock is optional. The horse's mane should not be braided. It should be borne in mind at all times that extreme smartness and perfection should be the aim in horse, harness, vehicle and servant. The pad should be heavier than the one used in classes for other four-wheeled show wagons as the phaeton, being a very heavy vehicle, naturally requires a stronger pad; standing martingale, Buxton bit and breeching and bearing rein are compulsory.
2. **GIG CLASS.** The gig most commonly used is the "Park Gate" gig. Other gigs which may be used are the "Very Spicy", "Stanhope" and "Tilbury". The latter requires a horse of great presence and lofty action. The horse's mane should not be braided. Harness: Kay collar, standing martingale and kicking strap. The gig bit with plain bridoon and short bearing rein is a trifle more proper, but the Buxton bit and full bearing rein may be used. The saddle pad should be heavier than that used in four wheel show wagons. To be driven by an amateur.
3. **GROOM.** He may be either a footman or a coachman. If the former, he must wear a single breasted coat with six buttons in front and six on the coat tails, full striped waistcoat, silk hat, tan driving gloves, boots with tops of mahogany, tan or pink, the latter being the smarter, coachman's collar and flat white ascot tie. The footman should be smart looking, active and not tall or heavy. His coat and breeches should show that they were made for him. The coat should be either black or should be the same color as the upholstery of the gig. His boots should fit perfectly and the tops should fit close to the leg. The general appearance of the groom should be extremely neat. A

coachman is similarly turned out except that he wears a coachman's coat, six buttons in front and four on the coat tails.

HK146 Class Descriptions

1. Entries in various classes of the Hackney Division are judged on some of the following qualifications: Appointments, Soundness, Conformation (build), Substance, Performance, Uniformity, Manners, Presence, Quality (fineness).
2. The particular qualifications for each class are hereinafter set forth in each class the order of precedence indicates how the emphasis is to be placed in adjudication. In the following class specifications, which are mandatory, all underscored material is optional. Any class may be confined to exhibitors within a desired area by prefixing "local" to the class title and clearly describing the area involved (i.e., "Open to horses owned and stabled within () miles of the competition grounds").
3. Entry fees, trophies and cash awards should be indicated in class specifications. If classes other than herein described are offered, extreme care should be exercised in the proper wording of the specifications.

HK147 Hackney Horse Class Specifications

1. SINGLE HACKNEY HORSE OPEN, MARES, STALLIONS, GELDINGS, MAIDEN, NOVICE, LIMIT, GENTLEMEN AND OWNERS. To be shown at a park trot and show your horse. To be judged on performance, quality and manners.
2. SINGLE HACKNEY HORSE CHAMPIONSHIP. To be eligible horses must have been entered, shown and judged in any other single performance class in this section. Horses need not be named until ___ hours (time to be determined by competition management) before the scheduled time of class, at which time the names and description of entries must be made in writing by owner or his agent. To be shown at a park trot and show your horse. To be judged on performance, presence, quality, conformation and manners.
3. SINGLE HACKNEY HORSE JUNIOR (FOUR YEARS OLD AND UNDER). STALLIONS, MARES, AND GELDINGS. To be shown at the park trot and show your horse. To be judged on performance, quality and manners.
4. SINGLE HACKNEY HORSE FOUR YEARS OLD AND UNDER CHAMPIONSHIP. To be eligible, entries must have been entered, shown and judged in any other single performance class in this section. Entries need not be named until ___ hours (time to be determined by competition management) before the scheduled time of class, at which time the names and description of entries must be made in writing by owner or his agent. To be shown at a park trot and show your horse. To be judged on performance, presence, quality, conformation and manners.
5. SINGLE HACKNEY HORSE AMATEUR, AMATEUR OWNER, AMATEUR LADY TO DRIVE, AMATEUR GENTLEMEN TO DRIVE. (If an Amateur Lady to Drive class is offered, competition management must also offer an Amateur Gentleman to Drive class as well and vice versa). To be shown to a viceroy or other suitable vehicle. To show all-around action at a park trot and not faster. To be driven in the Half-Cheek with side checks, appear to have perfect mouths, must stand quietly and must back easily. Horses must be checked, but the checks may be adjusted during the lineup. During a workout those remaining in the center of the ring may be unchecked. Not an appointments class. To be judged on manners, performance and quality.
6. SINGLE HACKNEY HORSE, AMATEUR, AMATEUR OWNER, AMATEUR LADY TO DRIVE, AMATEUR GENTLEMEN TO DRIVE CHAMPIONSHIP . To be eligible horses must be entered, shown and judged in a qualifying class restricted in a similar manner as the Championship. However, if an Amateur Ladies class is not offered, Amateur Ladies showing in the Open Ladies class will be qualified for the Amateur Championship. Entries need not be named until ___ hours (time to be determined by competition management) before scheduled time of holding the class when names and description of entries must be made in writing by owner or his agent. To be shown at a park trot. To be judged on manners, performance, quality, presence and conformation.
7. SINGLE HACKNEY HORSE LADIES. To be shown at a park trot. The horse should stand quietly and back readily.

HK - HACKNEY DIVISION

To be judged on manners, quality, performance and presence.

8. SINGLE HACKNEY HORSE JUNIOR EXHIBITOR. (Open to mares and geldings only) Manners are paramount in these classes. Horse should display a willingness to perform, and balanced action. To show all around action at a park trot and not faster. The horse must stand quietly and must back easily. Classes are judged on manners, suitability, quality and performance. To be driven in the half cheek with sidechecks, appear to have perfect mouths. Horses must be checked, but the checks may be adjusted during the lineup. During a workout those remaining in the center of the ring may be unchecked.
9. SINGLE HACKNEY HORSE JUNIOR EXHIBITOR CHAMPIONSHIP. To be eligible horses must be entered, shown and judged in a qualifying class restricted in a similar manner as the championship. If no Junior Exhibitor Championship is offered, then the entry becomes eligible to show in the Amateur Championship. Entries need not be named until ___ hours (time to be determined by competition management) before scheduled time of holding the class when names and description of entries must be made in writing by owner or his agent. To be shown at a park trot. To stand quietly and back easily. Classes are judged on manners, suitability, quality, performance and conformation.
10. SINGLE HACKNEY HORSE, UNDER 15 HANDS, 15 AND UNDER 15.2 HANDS, 15.2 AND OVER. To be shown at a park trot and show your horse. To be judged on performance, quality and manners.
11. GIG CLASS, SINGLE HACKNEY HORSE, STALLION, MARE, GELDING. To be shown to a gig and driven by an amateur. To be shown at a Walk, Park Trot and Smart Trot. All horses will be required to back. Must be shown with a standing martingale. To be judged on presence, manners, quality and performance.
12. TANDEM, OPEN, AMATEUR (specified height). To be shown to a suitable two or four wheeled vehicle, with side checks. To be shown at a Smart Trot and to be judged on performance, quality, uniformity and manners. The wheel horse should be of proper size for the shafts and possess substance and power for the work in hand, with some action. The lead horse to be slightly smaller than the wheel horse, notable for brilliance of action and beauty. A smart leader is essential for a good tandem. Horses need not be eliminated for variance of color but uniformity of color is to be considered.
13. PAIR OF HACKNEY HORSES MAIDEN, NOVICE, LIMIT. To be shown at a part trot and show your horse. To be judged on quality, similarity, performance and manners.
14. PAIR OF HACKNEY HORSES LADIES, AMATEUR. To be shown to a viceroy or other appropriate vehicle. Not an appointment class. To show all-around action at a Park Trot and not faster. To be driven in the Half Cheek with side checks, appear to have perfect mouths. Must stand and back quietly. To be judged on manners (paramount), quality, similarity and performance.
15. COLLECTION OF THREE HACKNEY HORSE. To be shown in single harness or as a single and a pair. Each animal to be the bona fide property of exhibitor. Exhibitors need not describe animals when making entry. Each exhibitor to give a solo performance of his horses as a unit, both ways of the ring. To be judged on performance of horses as a unit and ability to maintain proper distance between horses, uniformity and quality. The prize list should indicate whether entries are to be shown singly or as a pair and a single.
16. PAIRS OF HACKNEY HORSES OPEN. To be shown to a suitable four-wheeled vehicle with side checks. To be shown at a park trot and show your horse. To be judged on performance, quality, similarity and manners.
17. PAIRS OF HACKNEY HORSE UNDER 15 HANDS, 15 HANDS AND UNDER 15.2 HANDS, 15.2 HANDS AND OVER. To be shown to a suitable four-wheeled vehicle with side checks. To be shown at a park trot and show your horse. To be judged on performance, quality, similarity and manners.
18. CHAMPIONSHIP PAIRS OF HACKNEY HORSES. To be shown to an appropriate vehicle. To be eligible, pairs of horses must have been entered, shown and judged in any other class in this section. Nominations are in blank; horses need not be named until ___ hours before scheduled time of class, at which time the names and description of entries must be made in writing by owner or his agent. To be shown at a park trot and show your horse. To be

judged on performance, presence, quality, similarity, conformation and manners.

19. **FOUR-IN-HAND PARK DRAG** of solid color to be drawn by four **MATCHED HORSES** with park harness including brass hames, black collars, two servants in livery. To be shown at a smart trot both ways of the ring. May be asked to walk when reversing and when lining up. Entries should stand quietly in the lineup. To be judged on performance, quality, manners, uniformity and appointments.
20. **FOUR-IN-HAND ROAD COACH**. Bright and often varied colors, to be drawn by a team not necessarily matched as to color; road harness with steel harness and links and brown collars. Must carry a guard in livery. To be shown at a smart trot both ways of the ring. May be asked to walk when reversing and when lining up. Entries should stand quietly in the lineup. To be judged on performance, substance and appointments. Appointments include: extra collar, traces, reins, brake shoe, quarter blankets and coolers, rubber coats, lap robes, water pail, tool kit, umbrella basket, extra lead bars.
21. **MARATHON COACH**. To be driven over a specified course and to carry at least six persons. Contestants must finish course within the stated time but otherwise speed not to count. To be judged on performance and substance, with emphasis on condition of horses at finish. Upon arrival in the ring and after being lined up, each entry shall be driven around the ring prior to the award of ribbons.
22. **DRIVING COMPETITION**. Four-in-hands. Entries to show both ways of the ring as a class. Each contestant then to give a solo performance over a specified course in ring, the course to involve a figure eight and such other turns as may be properly expected of a four. One round of the ring is to be done at the gallop. To be judged on driver's skill and ability in handling the team, his posture on the box and his correct handling of reins and whip.

SUBCHAPTER HK-15 PLEASURE HACKNEY HORSES

HK148 General

1. Pleasure Hackney Horse classes must adhere to requirements as outlined in HK139, HK140 and HK143.
2. The Pleasure Hackney Horse section emphasizes manners.
3. Horses will be permitted to cross enter in all other sections of the Hackney Horse division.
4. Ladies are permitted to ride Sidesaddle in all ridden classes, with appropriate attire.
5. The Pleasure Hackney Horse is naturally endowed with a tractable temperament, a generous, cadenced, lofty way of going, and pure gaits (i.e., walk is flat-footed, calm and forward, with 4 beats; trot contains a strong two-beat tempo, high stepping, reaching, forward, balanced, not rushed; and the canter is a pure three-beat gait, not rushed, crooked, or overly collected. Wrong leads and cross leads are serious faults.)
6. The mane can be long and natural, pulled, short, braided or roached. The tail is long, and/or natural. This section does not exclude the Hackney Horse who has had its tail docked and/or nicked prior to any laws prohibiting the docking/nicking of tails. Although artificial appliances are permitted to maintain a tail set in the driving classes, a natural tail set is encouraged, and artificial hair/tail caps are discouraged.
7. The hooves can be either barefoot or shod. See class descriptions for additional information.

HK149 Pleasure Hackney Horse – Harness

1. **APPOINTMENTS:**
 - a. Open to traditional-styled carriages, carts, and gigs, with appropriate harness. All-metal, modern marathon vehicles are strongly discouraged and prohibited in the Pleasure Hackney Horse **TURNOUT** class.
 - b. Pleasure (Carriage) Driving classes held in the Hackney division are to be conducted in accordance with Carriage Pleasure Driving Division, Chapter CP. Exception: CP201.
 - c. Attire of the driver, type/fit of harness and vehicle, and use/dress of grooms/attendants/passengers also to be judged according to USEF Chapter CP, Carriage Pleasure Driving Division.
2. **PLEASURE HACKNEY HORSE, TURNOUT**. Entries are judged primarily on the performance and quality of each

HK - HACKNEY DIVISION

turnout. To be shown both ways of the arena at a walk, slow trot, working trot, and strong trot. To stand quietly and to rein back. To be judged: 70% on the condition, fit and appropriateness of harness and vehicle, neatness and appropriateness of attire, and overall impression; 30 % on performance, manners, and way of going.

3. PLEASURE HACKNEY HORSE, WORKING. Entries are judged primarily on the suitability of the horse to provide a pleasant drive. To be shown both ways of the arena at the walk, slow trot, working trot, and strong trot. To stand quietly, both on the rail and while lined up, and to rein back willingly. All entries chosen for a workout may be worked both ways of the arena at any gait requested by the judge, and may be asked to execute a figure of eight and/or perform other appropriate tests. To be judged 70% on performance, manners, and way of going of the horse; 20% on condition and fit of the harness and vehicle; and 10% on neatness of attire.

4. PLEASURE HACKNEY HORSE, REINSMANSHIP. Entries are judged primarily on the ability and skill of the driver. To be shown at a walk, slow trot, working trot, and strong trot. Horses shall be required to rein back. All drivers chosen for a workout may be worked at any gait requested by the judge and may be asked to execute a figure of eight and/or perform other appropriate tests. To be judged: 75% on handling of reins and whip, control, posture, and overall appearance of driver; 25% on the condition of harness and vehicle and neatness of attire.

5. PLEASURE HACKNEY HORSE, DRIVE & RIDE. Single horse to be shown in two concurrent sections.

a. In Harness: to be shown to a suitable pleasure driving vehicle, both ways of the arena at a walk, slow trot, working trot, and strong trot. To stand quietly and to rein back.

b. Under Saddle - to be shown both ways of the arena at the walk, trot, and canter.

To be judged 50% on performance, manners, and way of going and suitability in harness; 50% on performance manners, and way of going under saddle.

HK150 Pleasure Hackney Horse - Under Saddle

1. These classes provide opportunities to show the Hackney Horse's stylish suitability as a riding horse, with distinct versatility within the breed. Martingales are prohibited in all Pleasure Hackney Horse under saddle classes.

2. PLEASURE HACKNEY SPORT HORSE, UNDER SADDLE. To be shown either under dressage tack (dressage saddle and snaffle or weymouth bridle,) or hunter tack (hunt saddle and snaffle, kimberwicke or pelham bridle.) The horses will be ridden both directions of the arena, at the flat walk, working trot, lengthened trot, and canter. To stand quietly and rein back willingly. To be judged on manners, purity of gaits, suitability, and performance. This Hackney Horse shall be suitable for Dressage or Hunting. The gaits should be calm, progressive, and pure in cadence. The walk should be free, ground-covering, and purely four beats. The trot should be calm and progressive, with a specific two beat cadence. A change of frame should be noted when moving from the working trot to the lengthened trot, with the horse's frame showing a lengthening throughout, as well as an obvious lengthening of stride. The lengthened trot shall not be a faster version of the working trot. The canter should be calm, forward, straight and purely 3-beat. Wrong leads and cross leading are serious faults. This Hackney Horse does not need the extravagant action of the Country Pleasure Hackney Horse or the Park Hackney Horse. Progression of the strides is more important than high movement, although natural lofty, square movement is always to be considered an attribute of the Hackney Horse. Rushing or excessive speed in any gait is a fault. The Pleasure Hackney Sport Horse's frame need not be as upright as the Country Pleasure Hackney Horse or Park Hackney Horse's frames, and the body should show a freedom to easily change frame for the various gaits.

3. PLEASURE HACKNEY HORSE, COUNTRY PLEASURE, UNDER SADDLE. To be shown under Saddle seat tack (English-type saddle and show snaffle, weymouth or Pelham bridle.) No forward-seat saddles allowed. Girth should be either leather, web, string or suitable material. Nosebands must be cavesson-style. No flash, dropped, figure-8 or other non cavesson style noseband permitted in these classes. The horses will be ridden both directions of the arena, at the flat walk, working trot and canter. To stand quietly in the lineup, and rein back willingly. To be judged on manners, purity of gaits, suitability, and performance. This Hackney Horse shall demonstrate the classic way

of going the breed is noted for. The Country Pleasure Hackney Horse is distinguished from the Pleasure Hackney Sport Horse by an upright frame, and by a significant generosity of knee and hock lift, resulting in high, lofty, eye-catching action and faultless cadence. Forwardness of the gaits, although important, shall not compromise high, square action in the trot and canter. Although this elegant action is not the only requirement of this class, it is an important element of this particular class. The canter should be calm, forward, straight and purely 3-beat. Wrong leads and cross leading are serious faults.

4. PLEASURE HACKNEY PARK HORSES, UNDER SADDLE. To be shown under Saddle Seat tack (English-type saddle and show snaffle, weymouth or pelham bridle.) No forward-seat saddles allowed. Girth should be either leather, web, string or suitable material. Nosebands must be cavesson-style. No flash, dropped, figure-8 or other non-cavesson style noseband permitted in these classes. The horses will be ridden both directions of the arena, at the flat walk and show trot. To stand quietly in the lineup. To be judged on manners, purity of gaits, suitability, and performance. This Hackney Horse shall demonstrate the classic way of going the breed is noted for. The Pleasure Hackney Park Horse is distinguished from the Pleasure Hackney Sport Horse by an upright frame, and by a significant generosity of knee and hock lift, resulting in high, lofty, eye-catching action and faultless cadence. Forwardness of the gaits, although important, shall not compromise high, square action in the trot. Although this elegant action is not the only requirement of this class, it is an important element of this particular class.

HK151 Pleasure Hackney Horse - Breeding Classes

1. Open to stallions, mares, and geldings of all ages, registered with the American or Canadian Hackney Horse Societies. The following two sections, Conformation and Quality and Movement/Way-Of-Going, contain the standards to use when judging the Pleasure Hackney Horse entries in Breeding Classes.
2. TYPE, CONFORMATION & QUALITY STANDARDS
 - a. When standing, the Hackney Horse should have its head and neck raised, expressing the alert and active character of the breed.
 - b. The head should have a straight or slightly convex profile with clear, intelligent eyes set fairly wide apart; the ears should be well-formed and active.
 - c. The neck should be of moderate length, with more or less crest according to age and sex.
 - d. The poll should be of good length.
 - e. The throat should be fine so that there is no restriction of the air passages when bridling.
 - f. The neck should be well attached to reasonably high withers set on powerful, obliquely sloping shoulders.
 - g. A fairly long back is not objectionable in a mare.
 - h. The upper line of the croup from the loins to the tail should form a convex curve with the tail well carried.
 - i. Viewed from the front, the chest should be of ample but not excessive width, while from the rear the quarters and gaskins must be well muscled.
 - j. The legs should have plenty of clean, flat bone with the tendons clearly defined. Excessive fineness of bone, especially any tendency to be "tied in below the knee" is objectionable in the Hackney Horse.
 - k. The forelegs should be attached well forward, beneath the point of the shoulder.
 - l. The forearms should be long and well developed while the cannon bones should be short and clean, with plenty of good, flat bone.
 - m. The pasterns should be sufficiently long and set at the proper oblique angle to provide a light and springy step.
 - n. From the side the forelegs should not show any tendency to be "back or over at the knees."
 - o. From the front they should be seen to be upright without any turning out or in of the pasterns.
 - p. The hind legs should be of good length from the stifles to the hocks with short cannon bones.
 - q. The hocks should be well formed and not be too upright when the horse is standing at ease.
 - r. The hooves should be well rounded, in front forming an angle of about 50 degrees with the ground at the toe.

HK - HACKNEY DIVISION

The hind hooves will form a rather more upright angle. The hooves should be open at the heels and have concave soles.

- s. Quality may be defined as a well-balanced physique with clean limbs; it is also expressed in a generous and alert demeanor which may be emphasized by good presentation.

3. MOVEMENT/ WAY-OF-GOING STANDARDS

- a. When shown in hand, a true, four-beat walk is expected. This should be straight with the forelegs well extended and the hocks flexed in a stride that has the hind feet over striding the imprints made by the forefeet.
- b. To achieve this in most cases it is necessary to give freedom of movement to the horse's head which, in the case of entries, may mean letting out the side reins.
- c. The trot in hand should show well rounded front action, taking a stride of good length with the hocks flexed and following through. Dishing or crossing of the forelegs should be penalized. Straight action is most important in breeding classes as defects in this regard can be hereditary.
- d. The front action should be lofty and well rounded with no tendency to brush the elbows. It must also be straight and true, and the front feet must be placed squarely on the ground. Dropping on the heels is faulty.
- e. The hind legs should be well flexed and brought forward under the body with a piston like action. Dwelling of the hocks in a flexed position is undesirable.
- f. Excessive speed at the trot is not wanted, the aim being to give a well-balanced performance presenting a pleasing picture of poise and elegance.

HK152 Pleasure Hackney Horse Breeding Classes—General Specifications

1. To be shown in-hand at a walk and trot. To be judged on conformation, type, quality, way-of-going, manners/disposition, and performance. All entries must be serviceably sound. Please see Class Description for order of criteria.
2. Weanlings may be shown with dam at side.
3. Weanlings and yearlings to be shown in a halter. Leather halter is preferred.
4. Two years and over horses to be shown in one of the following: halter and lead, or a dressage bridle, hunt bridle, or weymouth bridle, with a snaffle bit, curb bit, pelham bit, or snaffle and curb bit.
5. Only stallions 2 years and over may be shown in stallion tack, which is optional.
6. Horses less than two years of age must be shown barefoot. Horses two years of age and older may be shown shod or barefoot.
7. Breeding in-hand classes for geldings may be offered. To be shown and judged under the same criteria as colts, fillies, mares, and stallions. When colts or stallions and geldings are judged together, the class specifications will be used, except that geldings shall not be penalized for lack of ability to be a breeding animal.
8. Show Committees are urged to offer separate classes for colts, fillies, stallions, mares, and geldings, when possible, with classes to be combined if entries warrant such.
9. Geldings and stallions classes may be combined.
10. Show Champions and Reserve Champions will be selected as outlined in GR810.1.
11. Only two handlers per animal are permitted in the ring. Handlers must be neatly and appropriately dressed in clean and well-fitted clothes. Each may carry or use a whip not exceeding 6' including lash; must be a standard whip of suitable style.
12. Horses to enter the ring at the walk and to remain walking unless directed to the contrary by the ring steward or judge.
13. Each horse must be stood up squarely on all four feet to be individually judged. The horse is then trotted, to be viewed from the side, in accordance to the Judge's directions.

HK153 Pleasure Hackney Horse Breeding—Class Description

1. PLEASURE HACKNEY HORSE BREEDING classes are open to colts, fillies, mares, stallions and geldings, with

emphasis on prescribed Hackney Horse breeding characteristics. To be judged on: Conformation, type, quality, way of going, manners/disposition and performance. Transmissible weaknesses and defects shall be considered serious faults in breeding stock. Conformation is given greater importance than way-of-going in Breeding classes.

2. The following classes may be offered:
 - a. Weanling Colts, Yearling Colts, Two-year-old Colts, Two-years and under Colts, Three-year-old Stallions, Four-year-old Stallions, Three-years and Over Stallions.
 - b. Weanling Fillies, Yearling Fillies, Two-year old Fillies, Two-years and under Fillies, Three-year-old Mares, Four-year old Mares, Three-years and over Mares.
 - c. Weanling Geldings, Yearling Geldings, Two-year-old Geldings, Two-years and under Geldings, Three-year-old Geldings, Four-year-old Geldings, Three-years and Over Geldings.
 - d. Get of Sire (two to four Get to be shown, Sire's presence is not required).
 - e. Produce of Dam (two to four Produce to be shown, Dam's presence is not required).

CHAPTER HU HUNTER DIVISION

SUBCHAPTER HU-1 DEFINITIONS AND ELIGIBILITY

HU100 Eligibility to Compete – Rider or Handler

HU101 Eligibility to Compete – Horse & Pony

HU102 Horse Welfare

HU103 Hunter **Eligibility, Pre-Green, and Green Status for Horses and Ponies**

HU104 **High Performance, Performance Working, and Small Hunter - Definition and Classifications**

HU105 Amateur Owner Hunter

HU106 Adult Amateur

HU107 Non-rated Classes

HU108 Pony Hunter

HU109 Junior & Children's Hunters

SUBCHAPTER HU-2 DIVISION OF SECTIONS OR CLASSES

HU110 General

HU111 Green Sections

HU112 Conformation Sections

HU113 Amateur Owner Sections

HU114 Pony Hunter Sections

HU115 Junior & Children's Hunter Sections

HU116 Rated Section Requirements for Junior Hunter

SUBCHAPTER HU-3 COURSES

HU117 General

HU118 Course Diagrams

HU119 Height of Obstacles

HU120 Type

HU121 In and Outs

HU122 Pony Hunter

SUBCHAPTER HU-4 ATTIRE, TACK AND EQUIPMENT

HU123 Tack

HU124 Equipment

HU125 Attire

HU126 Hunt Colors

HU127 Ladies Side Saddle Attire

HU128 Ladies Side Saddle Tack and Equipment

SUBCHAPTER HU-5 JUDGING

- HU129 General
- HU130 Definition of Competed
- HU131 Soundness
- HU132 Conformation
- HU133 Performance
- HU134 Faults
- HU135 Pony Hunter
- HU136 Junior & Children's Hunter

SUBCHAPTER HU-6 CLASS SPECIFICATIONS

- HU137 Under Saddle and Hack Classes
- HU138 Green and Regular Conformation Model Classes
- HU139 Green, High Performance and Performance Working Classes
- HU140 Amateur Owner Classes
- HU141 Adult Amateur Classes
- HU142 Ladies Side Saddle Classes
- HU143 Hunter Classics
- HU144 Pony Hunter

SUBCHAPTER HU-7 CHAMPIONSHIPS

- HU145 General
- HU146 Eligibility
- HU147 Ties
- HU148 Combination Hunter Championship
- HU149 Pony Hunter
- HU150 Junior & Children's Hunter

SUBCHAPTER HU-8 CONDUCT

- HU151 Veterinarian
- HU152 Judges
- HU153 Course Designers
- HU154 Schooling
- HU155 Back to Back Classes
- HU156 Jumping Order
- HU157 Entry Fees
- HU158 Scheduling
- HU159 Cancellations
- HU160 Prize Money
- HU161 Challenge Trophies
- HU162 Pony Hunter
- HU163 Junior & Children's Hunter

SUBCHAPTER HU-9 SPECIAL RATING REQUIREMENTS

- HU164 Sections Required for National Rating
- HU165 Sections Required for Regional I Rating
- HU166 Sections Required for Regional II Rating
- HU167 Pony Hunter

SUBCHAPTER HU-10 MEASUREMENT

- HU168 General
- HU169 Required Measurements and Re-measurements
- HU170 Membership Requirements and Fees
- HU171 Completing the Measurement Form
- HU172 Measurement Device
- HU173 Measurement Surface
- HU174 Position of Animal
- HU175 Method of Measurement
- HU176 Re-Measurement
- HU177 Protesting Height
- HU178 Federation Measurement Verification
- HU179 Measurement Appeal
- HU180 Official Measurement

SUBCHAPTER HU-11 NATIONAL CHAMPIONSHIPS

- HU181 Hunter Breeding
- HU182 Pony Hunter
- HU183 Junior Hunter
- HU184 Amateur Owner Hunter Championships

SUBCHAPTER HU-12 HUNTER & PONY HUNTER BREEDING

- HU185 General
- HU186 Hunter Breeding
- HU187 Pony Hunter Breeding

SUBCHAPTER HU-13 USHJA INTERNATIONAL HUNTER DERBY,

USHJA NATIONAL HUNTER DERBY AND USHJA PRE-GREEN CHALLENGE

- HU188 International Hunter Derby
- HU189 USHJA National Hunter Derby
- HU190 USHJA Pre-Green Challenge

SUBCHAPTER HU-14 LIMITING ENTRIES

- HU191 Limiting Entries

Appendix A. Hunter Schooling Rules

CHAPTER HU HUNTER DIVISION

WHEN A SUBJECT IS NOT ADDRESSED IN THESE RULES, IT MUST BE ADDRESSED BY THE APPROPRIATE COMMITTEE AND THAT COMMITTEE'S INTERPRETATION WILL STAND AS THE RULE UNTIL THE NEXT YEAR WHEN AN APPROPRIATE RULE CHANGE WILL BE SUBMITTED.

SUBCHAPTER HU-1 DEFINITIONS AND ELIGIBILITY

HU100 Eligibility to Compete – Rider or Handler

In order to compete in any Hunter, Hunter Breeding, Pony Hunter Breeding, Junior Hunter, or Pony Hunter classes at licensed competitions as an exhibitor, rider, trainer, or his/her agent(s), a person must be an Active member of the United States Hunter Jumper Association, Inc., or pay a Show Pass fee to the United States Hunter Jumper Association, Inc. Exception: Local Competitions, competitions restricted to a particular breed, classes restricted to breeds with Federation Recognized National Affiliate status, and exceptions listed in GR901.9.

HU101 Eligibility to Compete – Horse & Pony

1. USHJA Horse Registrations.
 - a. All horses competing in Federation non-breed restricted licensed competitions with hunter, hunter breeding, jumper and hunter seat equitation classes (except those activities enumerated in GR901.9, items 1-9) must be properly identified and must obtain a Registration Number from USHJA. A registration number for each horse must be entered on all entry forms for licensed competitions. Only one Registration Number will be issued per horse, and must remain with the horse throughout its career. Anyone knowingly applying for a duplicate Registration Number for an individual horse may be subject to disciplinary action. The Federation and/or USHJA as applicable must be notified of any change of ownership and/or competition name of the horse. Owners are requested to notify the Federation and/or USHJA as applicable of corrections to previously submitted information, e.g., names, addresses, breed registration, pedigree, or markings.
 - b. Applications for Registration Numbers can be completed online at www.ushja.org or www.usef.org using the Horse Registration application form. The Horse application form is also available from the USHJA or Federation office, or it can be downloaded from the USHJA or Federation website or from competition management. Competition management is responsible for notifying exhibitors of this requirement in their prize list.
2. The Hunter Division is open to horses, stallions, mares or geldings. (For rules pertaining to exhibitors who are 18 years of age or older riding ponies, see HU108.11.)
3. The Hunter Breeding Section is open to horses only.
 - a. Horses shown as a Thoroughbred must **have been either registered with The Jockey Club or meet one of the criteria below. All competitions must require verification of registration on the day of the competition through one of the following methods:**
 1. **The Jockey Club Certificate of Foal registration or a copy thereof**
 2. **The horse's lip tattoo, the horse's 5-cross pedigree and the successful tattoo lookup result from The Jockey Club's Tattoo Identification Services, (located at www.registry.jockeyclub.com)**
 3. **If neither of the above is available, a letter from The Jockey Club verifying the horse's identity. *BOD 1/17/15 Effective 12/1/15***
4. Pony Hunter Breeding classes are open to ponies.
5. Stallions are prohibited from all Pony Hunter classes except breeding classes.
6. Stallions are prohibited from all Junior and Children's' Hunter classes.

HU102 Horse Welfare

1. The following acts are prohibited:

- a. Riding an exhausted horse.
- b. Excessive pressuring of a tired horse.
- c. Riding or lungeing an obviously lame horse.
- d. Excessive use of a whip on any horse in a stall, aisle, schooling area, competition ring or elsewhere on the competition grounds. The use of a whip must be for a good reason, done at the appropriate time, in the proper place and with appropriate restraint. Excessive whipping will not be tolerated.
- e. Any striking of the horse's head (on the poll or forward of the poll shall be deemed excessive).
- f. Repeated jerking on the reins and sawing on the bit unless applied to an unruly horse that is jeopardizing his own safety or the safety of his rider.
- g. Improper use of the bit resulting in bleeding, broken skin or broken mucous membrane.
- h. Excessive use of the spurs or spurring resulting in broken and bleeding skin.
- i. Rapping the legs of a horse with the butt end of a riding crop or other implement.
- j. Use of any substance to induce temporary heat causing hyper-sensitization.
- k. Poling.
- l. Use of a wire or chain in conjunction with any schooling jumps.
- m. Use of electronic shock devices in schooling or showing.
- n. Use of shackles, hock hobbles and similar devices, with the exception of kicking chains while the horse is in the stall or in transport. This does not prohibit the use of rubber or plastic exercising devices.
- o. Showing a horse with hypersensitive, raw or bleeding sores around the corneas, pasterns, legs or body.
- p. Use of laser beam devices anywhere on the competition grounds, except in an exhibition or if required in class specifications. (Exception: Lasers used in a therapeutic manner).
- q. Withholding of feed or water for prolonged periods.
- r. Letting blood from a horse for other than diagnostic purposes.
- s. Inhumane treatment of a horse in a stall, aisle, schooling area, competition ring or elsewhere on the competition grounds, by any person.

2. Regular and local competitions. Competitors found to be in violation of these rules by the Competition Steward or other Federation Official shall be eliminated/disqualified from competing within the upcoming 24-hour period and shall forfeit all entry fees for such competition. In addition after consultation between Competition Management, the Steward, or other official involved, and a Senior Judge in the division, additional penalties including disqualification from the balance of the competition may be imposed. All such violations must be recorded in the Steward's Report and, if cruelty or abusive behavior is evident, it will be reviewed by the Federation for such action as may be deemed appropriate to the particular circumstances.

HU103 Hunter Eligibility, Pre-Green and Green Status for Horses and Ponies

1. In all cases, the hunter eligibility and green status of the horse or pony are the responsibility of the owner.
2. Determining Hunter eligibility for horses. Hunter eligibility for a horse begins when a horse of any age, competes for the first time in any over fences class with jumps set at three feet (3'0") in height or higher in Hunter or Hunter/Jumping Seat Equitation classes or sections held at a USEF or Equine Canada Licensed competition in North America.
3. Determining Green or Pre-Green Status for horses. Horses that have not broken their Pre-Green or Green Status must jump less than their regulation height or their Green Status will be broken. The Green or Pre-Green status of a horse is determined by the following factors in competition experience at Hunter or Hunter/Jumping Seat

Equitation classes or sections held at a USEF or Equine Canada Licensed competition in North America:

- a. The height of fences (determined by the class, section or division specifications) over which a horse or pony has competed.
 - b. The number of competition years a horse has competed at regulation height. A horse that has competed in such classes for two (2) or more competition years, without receiving a reinstatement, is no longer eligible to compete in the respective Pre-Green or Green section.
4. Determining Hunter eligibility for ponies. Hunter eligibility for a pony begins when a pony of any age, competes for the first time in any over fences class with jumps set at 2'3" or higher for small ponies, 2'6" or higher for medium ponies and 2'9" or higher for large ponies in Hunter or Hunter/Jumping Seat Equitation classes or sections held at a USEF or Equine Canada Licensed competition in North America.
5. Determining Green Status for ponies. Ponies that have not broken their Green Status must jump less than their regulation height or their Green Status will be broken. The Green status of a pony is determined by the following factors in competition experience at Hunter or Hunter /Jumping Seat Equitation classes or sections held at a USEF or Equine Canada Licensed competition in North America:
- a. The height of fences (determined by the class, section or division specifications) over which a pony has competed.
 - b. The number of competition years a pony has competed at regulation height. A pony that has competed in such classes for one (1) or more competition years, without receiving a reinstatement, is not longer eligible to compete in the Green section.
6. In all cases, fence heights will be determined by the specifications of each section regardless of whether or not the fences are actually set at the regulation height.
7. If a competition starts prior to or on November 30th, Pre-Green and Green status at the start of the competition are maintained throughout the competition.
8. Green Status sections are divided into Pre-Green Horse (3' and 3'3"); First Year Green, Second Year Green and Green Conformation; and Green Pony (2'3", 2'6" and 2'9). Each status is defined below.
9. Pre-Green Horse Status.
- a. A Pre-Green Hunter is a horse of any age in his first or second year of showing over fences set at 3'0" or 3'3" in height that has never competed over fences set at 3'6" in height or higher in Hunter or Hunter/Jumping Seat Equitation classes or sections held at a USEF or Equine Canada Licensed competition in North America. Upon receipt by the owner of written notification of a First Year Green Hunter Reinstatement a horse may return to Pre-Green Hunter if it meets all other eligibility requirement of Pre-Green Hunter.
 - b. A horse is eligible to compete as a Pre-Green Hunter for a maximum of two (2) years regardless of age.
 - c. Horses may compete in either or both the 3'0" or 3'3" Pre-Green Hunter section during their two (2) years of eligibility. Horses may not cross enter between 3'0" and 3'3" Pre-Green sections at the same competition. Exception: In USHJA Zone 9, horses may cross enter between 3'0" and 3'3" Pre-Green sections at the same competition.
 - d. Once a horse begins competing in a class that restricts Pre-Green status, it may no longer compete in any Jumper class at 1.05 meters or above held at a USEF or Equine Canada Licensed competition in North American or it will lose its pre-green status.
 - e. Pre-Green Reinstatement. A Pre-Green reinstatement may be granted one time. A horse is not eligible for a Pre-Green reinstatement if it has competed over fences set at 3'7" in height or higher in Hunter or Hunter/Jumping Seat Equitation classes or sections held at a USEF or Equine Canada Licensed competition in North America. Horses that have competed in a USHJA International Hunter Derby are not eligible for reinstatement of Pre-Green status.
 - f. No jogging is required.

10. Green Hunter Horse Status for First Year, Second Year and Green Conformation.

- a. A Green Hunter is a horse of any age that is eligible to compete in the Green Hunter Section. A horse's Green Hunter eligibility, regardless of age, begins the first time the horse competes in any over fences class with jumps set at 3'6" in height or higher in Hunter or Hunter/Jumping Seat Equitation classes or sections held at a USEF or Equine Canada Licensed competition in North America.
- b. A horse in its first year of showing in the Green Hunter section over fences 3'6" or higher must be shown as a First Year horse when it is shown in Green Hunters or Green Conformation Hunters.
- c. A horse in its second year of showing in the Green Hunter section over fences 3'6" or higher must be shown as a Second Year horse when being shown in the Green Hunters.
- d. Once a horse begins competing in a class that restricts Green status, it may no longer compete in any Jumper or Hunter/Jumping Seat Equitation class at 1.20 meters or above held at a USEF or Equine Canada Licensed competition in North America or it will lose its Green status.
- e. A First Year Green reinstatement may be granted one time. A horse is not eligible for a First Year Green reinstatement if it has competed in any over fences class with jumps set at 3'7" in height or higher in Hunter or Hunter/Jumping Seat Equitation classes or sections held at a USEF or Equine Canada Licensed competition in North America. A horse is not eligible for a First Year Green reinstatement if it has competed in the US Junior Hunter Championship.
- f. A Second Year Green reinstatement may be granted one time.

11. Green Pony Status

- a. A green pony is a pony not exceeding 14.2 hands of any age, which is eligible to compete in the Green Pony section. A pony's Green Hunter eligibility, regardless of age, begins the first time the pony competes in any over fences class with jumps set at 2'3" or higher for small ponies, 2'6" or higher for medium ponies and 2'9" or higher for large ponies in Hunter or Hunter/Jumping Seat Equitation classes or sections held at a USEF or Equine Canada Licensed competition in North America.
- b. A pony is eligible to compete as a Green Pony for a maximum of one (1) year regardless of age or change to measurement status. A pony that has changed height sections in its green year may complete the green year at its new height.
- c. In its first year of showing at regulation height or higher, a green pony may also compete in the Regular Pony Hunter section at its respective height.
- d. Once a pony begins competing in any class that restricts Green status, it may no longer compete in any Jumper class held at a USEF or Equine Canada Licensed competition in North America or it will lose its Green status.
- e. A Pony Hunter Green reinstatement may be granted one time. A pony is not eligible for a green reinstatement if it has competed in the US Hunter and/or Jumper Pony Championship.

12. Green Reinstatement

A horse or pony cannot return to compete in the section for which the reinstatement application was made until written notification has been received from the Federation that the reinstatement has been granted. A horse or pony's eligibility to compete in sections that are restricted by experience may be reinstated for a future year provided that:

- a. The horse or pony was not shown at the regulation height or higher at more than four (4) competitions prior to September 1st of the current competition year.
- b. The horse or pony was not shown at the regulation height or higher on or after September 1st of the current competition year.
- c. The horse or pony no longer competes at the regulation height or higher immediately upon application for reinstatement.
- d. The horse or pony is otherwise eligible for a reinstatement under Federation rules.
- e. The Federation recorded owner has submitted the green reinstatement application, which must reach the

Federation office on or before November 30th of the year of withdrawal. The request must be made during the year in which green status was broken.

- f. The horse or pony is actively recorded with the Federation at the time of the request. If the horse or pony is not actively recorded at the time of request, it must be recorded/renewed at that time. If the horse or pony is not recorded/renewed at the time of application, the reinstatement request will automatically be denied. *BOD 6/20/16 Effective 9/1/16*

HU104 High Performance, Performance Working and Small Hunter – Definition and Classifications

1. A High Performance or Performance Working Hunter is a horse of any age and is not restricted by previous showing.
2. High Performance Hunter
 - a. Championships must be offered in accordance with HU145.
 - b. Number of classes and prize money must be offered in accordance with GR313.6.
 - c. Individual classes may be entered. (Exception: Under Saddle classes. See HU137.2)
 - d. In a section with three (3) classes, the under saddle will count half points towards champion and reserve.
 - e. The High Performance section must offer the greatest amount of prize money of all hunter sections at the competition.
3. Performance Working Hunter 3'6"
 - a. Championships must be offered in accordance with HU145.
 - b. Number of classes and prize money must be offered in accordance with GR313.6.
 - c. Individual classes may be entered. (Exception: Under Saddle classes. See HU137.2)
 - d. In a section with three (3) classes, the under saddle will count half points towards champion and reserve.
4. Performance Working Hunter 3'3"
 - a. Championship and Reserve must be offered in accordance with HU145.
 - b. Number of classes and prize money must be offered in accordance with GR313.6.
 - c. Individual classes may be entered. (Exception: Under Saddle classes. See HU137.2)
 - d. In a section with three (3) classes, the under saddle will count half points towards champion and reserve.
5. Small Hunter
 - e. Fences set at 3'.
 - b. Championships must be offered in accordance with HU145.
 - c. This section will be C rated for Horse Of The Year Awards as per GR313.6.
 - d. Individual classes may be entered.
 - e. **A small hunter is a horse over 14.2 hands and not to exceed 15 hands 2 1/2 inches.**
 - f. A measurement card is required for all horses entered as per HU168. *BOD 1/17/15 Effective 12/1/15*
6. Thoroughbred Hunter
 - a. Thoroughbred restricted classes are open only to horses that are registered with USHJA and are in possession of Breed Registry papers. Horses must have been either registered with The Jockey Club or meet one of the criteria below. All horse shows must require riders to verify registration on the day of the horse show through one of the following methods:
 1. The Jockey Club Certificate of Foal Registration or a copy thereof
 2. The horse's lip tattoo, the horse's 5-cross pedigree and the successful tattoo lookup result from The Jockey Club's Tattoo Identification Services, (located at [www. registry.jockeyclub.com](http://www.registry.jockeyclub.com))
 3. If neither of the above is available, a letter from The Jockey Club verifying the horse's identity.
 - b. Fences set at 3'0" spreads not to exceed height of fence.

HU - HUNTER DIVISION

- c. Cross entry into other sections is allowed unless otherwise stated in the prize list.
- d. Championships must be offered in accordance with HU145.
- e. This section will be C rated for Zone Horse of the Year Awards as per GR313.6.

HU105 Amateur Owner Hunter

1. To be ridden by Amateur Owners or an amateur member of the owner's family. In either case classes are restricted to riders who are no longer eligible to compete as junior exhibitors. Leased horses are not eligible and multiple ownership is not permitted unless all owners are members of the same family.
2. An amateur who competes for a person outside of his/her family may not compete in a class restricted to Amateur Owners at the same competition. Exceptions:
 - a. Equitation classes,
 - b. Under Saddle classes,
 - c. and a maximum of one (1) horse not owned by the rider, or his/her family, in jumper sections and a maximum of one (1) horse not owned by the rider or his/her family in hunter sections, in classes not restricted to amateur owners. (For Amateur rules please see GR1306)
3. If an Under Saddle class is divided by age and a rider has two or more horses entered, **provided at least one horse is ridden by the Amateur Owner or an amateur member of the owner's family, the additional horse(s) entered may be ridden by another amateur regardless of rider's age. BOD 1/16/16 Effective 2/1/16**

HU106 Adult Amateur

1. Unless the USHJA submits their Zone specifications to the Federation by August 1 of the previous year, the following specifications will apply for the Adult Amateur Hunter section:
 - a. To be ridden by amateurs who are no longer eligible to compete as junior exhibitors. Horses and riders entered in Adult Amateur Hunter sections may not compete in the Amateur Owner Hunter section at the same competition. Riders entered in Adult Amateur Hunter sections may not compete in any other class in which obstacles are required to exceed 3'9" (1.15m) at the same competition. (Exception: USHJA National Hunter Derby).
 - b. Horses may be entered in Junior Hunter sections at the same competition if ridden by a member of the same family.
 - c. Ponies may be ridden by adults, however ponies shown by adults at a Licensed Competition cannot be shown by juniors at the same competition. (Exception: when competing at a multi-breed/discipline competition, a pony may be shown in the breed restricted hunter section by an adult and then also shown by a junior rider in hunter classes restricted to ponies).
2. If an under saddle class is divided by age and a rider has two or more horses entered, all riders must be amateurs but need not be eligible by age.
3. When a section is divided by age of rider no horse may compete in more than one section.
4. All USHJA zone specifications submitted by August 1st and approved by USHJA and USEF shall be enforced by USEF if not followed.

HU107 Non-rated Classes

1. The following classes have no point value for Championships or for Horse of the Year Awards. Judging percentages are left to the discretion of competition management. (Exception: Hunter Hack for Ladies Side Saddle.)
 - a. MAIDEN, NOVICE, LIMIT HUNTERS. Open to horses which have not won a blue ribbon, three blue ribbons, six blue ribbons in hunter over fences classes at Regular Competitions.
 - b. HUNTER HACK. To be shown at a walk, trot and canter both ways of the ring. At least eight horses, if available, are required to jump two obstacles and gallop one way of the ring. Horses are not to gallop in Green Hunter classes.

- c. BRIDLE PATH HACK (Hunter type). To be shown at a walk, trot and canter and hand gallop. To back easily and stand quietly. Emphasis is placed on actual suitability to purpose.
- d. THREE-YEAR-OLD HUNTER. Section must include two or three Over Fences classes and one Under Saddle class with a Championship and Reserve Championship awarded. If possible, this section should be held immediately after the Three-Year-Old Hunter Breeding class. Courses are to be simple. One Over Fences class must be judged on at least 25% conformation.
- e. Walk-Trot.
 - 1. Classes that the exhibitor is asked to walk and trot only. These classes are exempted from non-member fees per GR901.9(5).
 - 2. The horse must give the appearance of being a safe and suitable mount for the class. The safety of all exhibitors is of primary concern in walk-trot hunter, walk-trot pleasure and walk-trot equitation classes.

HU108 Pony Hunter

1. No junior over 12 years of age may ride in a Regular Small Pony Hunter Section.
2. No junior over 14 years of age may ride in a Regular Medium Pony Hunter Section.
3. Riders under the age of 18 years may ride in any Green Hunter Pony section. The rider age restrictions for the Regular Hunter Pony sections do not apply to the Green Hunter Pony section.
4. Riders under 18 years of age may ride for other exhibitors who have more than one entry in the Under Saddle class and/or exhibit the pony in the model class.
5. Ponies must be handled by junior exhibitors in all phases of a class, except in breeding classes in-hand.
6. Ponies shown by a junior cannot be shown by an adult at the same competition, except in breeding classes in-hand and in accordance with HU106.
7. No animal may be shown in a performance class in this division unless the owner possesses a current measurement card or valid measurement form issued by the Federation (see HU168).
 - a. Small ponies are not to exceed 12.2 hands;
 - b. Medium ponies are over 12.2 and do not exceed 13.2 hands;
 - c. Large ponies are over 13.2 and do not exceed 14.2 hands.
8. Regular classes are open to all ponies not exceeding 14.2 hands. Qualifications must follow as nearly as possible those outlined for Hunters.
9. No rider may show more than three ponies in any green pony hunter height section. In the regular pony hunter sections, a rider may ride three ponies in one height section and a maximum of two ponies in each remaining height section at Premier rated competitions. At National, Regional I or Regional II rated competitions, a rider may ride a maximum of 3 ponies in each height section.
10. Junior riders showing ponies cannot compete in any class where fences may be set higher than 3'6" at the same competition (Exception Children's Jumpers, USHJA International Hunter Derby, Junior Hunter Classics, Pony Jumpers and WIHS Equitation Jumper Phase.) Additionally, junior riders competing Green Ponies but not Regular Ponies are exempt from this fence height restriction.
11. Ponies shown by adults at a Licensed Competition cannot compete in any rated Pony Hunter sections at the same competition with a junior rider. (Exception: when competing at a multi-breed/discipline competition, a pony may be shown in the breed restricted hunter section by an adult and then also shown by a junior rider in the open Pony Hunter section).

HU109 Junior & Children's Hunters

1. Riders must not have reached their 18th birthday (See GR127).
2. Ponies may not be entered in Junior Hunter classes if Pony Hunter classes are offered at the same competition.

HU - HUNTER DIVISION

If fence heights are changed to accommodate ponies in Children's Hunter classes, measurement cards in accordance with HU168 are required for all entries.

3. If the Junior Hunter sections are divided by size, they must be divided into Large and Small. "A" rated Junior Hunter 3'6" sections at Premier rated competitions must be offered as four sections (large/younger, large/older, small/younger, small/older). Junior Hunter 3'3" may be offered as one section or may be offered as divided by size of horse and/or age of rider. Junior Hunter 3'3" may not be offered unless Junior Hunter 3'6" is also offered.
4. If there are six (6) or more entries in each divided section, the divided sections must be held separately. If there are fewer than six (6) entries in any sections divided by age and/or height, those sections must be combined with other sections. If there are a minimum of twelve (12) entries once any sections have been combined, the newly combined section must be re-divided using one of the options listed in HU115. Management may determine a cutoff time for entering before redividing any section(s).
5. If the Junior Hunter section is split by size, the horse may be shown over fences by different riders as long as they are from the same age group.
6. If an under saddle class is divided by age and a rider has two or more horses entered, all riders must be juniors but need not be eligible by age.
7. Horses cannot be entered in more than one age section of the same class.
8. At Premier, National, Regional I or Regional II rated competitions if there are fewer than three (3) entries in the Amateur Owner 3'3", the Amateur Owner 3'6", the Junior Hunter 3'3" or the Junior Hunter 3'6" sections, competition management **may** choose to combine the sections. The competition management may choose to combine the sections as necessary, based on the sections with the lightest entries. If sections are combined, the horses must jump the respective height of the original section entered. In addition, while the sections can be combined if entries warrant, in order for Horse of the Year points to count they must be offered separately in the prize list.
9. All horses showing in the Junior Hunter Section at Regular Competitions must have a Federation measurement card.
 - a. A large Junior Hunter is over 16 hands.
 - b. A small Junior Hunter is 16.0 hands and under.
 1. Beginning, December 1, 2014, and ending November 30, 2015, an application may be made for a one time re-measurement from the Large Junior Hunter section to the Small Junior Hunter section.
 2. No penalties will be associated with this re-measurement and the horse may immediately begin competing in its new section.
10. In "A" rated Junior Hunter sections divided by age of rider only, no exhibitor may ride more than three (3) horses in any section.
11. In "A" rated Junior Hunter sections offered by the height of horse, an exhibitor may not ride more than two (2) horses in any section. If sections offered by height of horse are combined, an exhibitor may not ride more than two (2) large and two (2) small junior hunters in the combined section.
12. In "A" rated Junior Hunter sections divided by height of horse and age of rider an exhibitor may not ride more than two (2) horses in each section.
13. In "B" and "C" rated and Local Junior Hunter sections, no exhibitor may ride more than three (3) horses in a class.
14. Junior Hunter 3'3". Open to junior riders. Riders may not cross enter into any class at 3'6" or higher in the hunter division, higher than 3'9" in the equitation division or higher than 1.20m in the jumper division at the same competition. Horses entered in the Junior Hunter 3'3" section may not cross enter into the Children's Hunter section at the same competition. Horses entered in Junior Hunter 3'3" sections may not cross enter into Junior Hunter 3'6" sections at the same competition. When the Junior Hunter 3'3" is offered as one section, no exhibitor may ride more than three (3) horses in the section.
15. Children's Hunter
 - a. Competitions must offer Children's Hunter sections in accordance with the specifications of applicable USHJA

Zone.

- b. If there are fewer than six entries in any divided section, the sections must be combined. If there are six or more entries in each divided section, the divided sections must be held separately.
16. Unless the USHJA submits their Zone specifications to the Federation by Aug. 1 of the previous year, the following specifications will apply for the Children's Hunter section:
- a. Riders entered in Children's Hunter sections may not compete over fences in any other class at the same competition in which obstacles are required to exceed 3'3". (Exception: USHJA National Hunter Derby).
 - b. Horses and ponies entered in Children's Hunter classes may not cross enter into Junior Hunter 3'6" sections or Pony Hunter sections at the same competition. Ponies shown in Children's Hunter Pony sections may not be shown by an adult at the same competition, except in breeding classes in-hand. Horses entered in Children's Hunter classes may be shown in the Amateur Owner Hunter section at the same competition if ridden by a member of the child's family.
 - c. Cross entry into other divisions is allowed unless otherwise stated in prize list.

SUBCHAPTER HU-2 DIVISION OF SECTIONS OR CLASSES

HU110 General

1. Sections may not be divided if there are less than 30 entries. (Exception: Green Working, Amateur Owner and Adult Amateur Hunter sections refer to HU113.)
2. Any section with 50 or more entries at the beginning of the first class must be divided. If there are 50 or more entries remaining in a section after it has been divided, the section must be redivided by every other number. Once a section has been redivided it may not be divided further.
3. Sections must be divided or combined based on the number of entries in the first over fences class and may not be combined or divided after the first class. Exception: Performance/High Performance Working Hunter, see HU110.4.
4. In Performance Working Hunter and High Performance Hunter sections where individual classes may be entered, the sections can be divided after the first over fences class if there are 30 or more entries in subsequent classes. The number of Championship and Reserve Championships that are awarded will be determined by the number of sections created from dividing the first over fences class only.
5. Any combined section with a total of 12 or more entries must be divided in a manner that guarantees a minimum of six in each section. Management may determine a cutoff time for entering before redividing any section(s).
6. Definition of Floating Split: A Floating Split allows management to adjust sections offered split by age in the prize list either up or down in one year increments until the minimum number of entries required for each new section has been reached. As long as the minimum requirements for splitting sections are met, management may split the sections using the age split they deem most appropriate for their competition. Rider age must be given on the entry blank.
7. Definition of a California Split:
 - a. The California Split is used to divide large classes. The judge keeps track of twice the number of placings required for either ribbons or the jog order. At the completion of the class, the judge creates two separate orders using alternating numbers in the following manner: the highest score is first in Section A, the second highest score is first in Section B, the third highest score is second in Section A, the fourth highest score is second in Section B and so on until all placings are awarded or the jog order is complete. The result is two sections of the same class being pinned separately.
 - b. Jog. The judge will call one jog order of up to twenty (20) horses. Once the horses have jogged for soundness and the jog has been made official, the A and B sections will be pinned using the California Split.
 - c. Under Saddle. Sections that are judged under the California Split must have results for Section A and B. A random split will be used for under saddle classes of more than twelve (12).

HU - HUNTER DIVISION

8. Prize money in all rated classes at all licensed competitions must be distributed as follows: a minimum of 30% for 1st, 22% for 2nd, 15% for 3rd, with the balance to be distributed at competition management's discretion.
9. Prize money must be doubled whenever a section is divided.
10. Option to dividing classes by every other number:
 - a. As an option to dividing classes by every other number, all entries may be judged as a single class and awarded prizes as follows; however, points will be awarded based on the number of entries in each section after it has been divided.

HORSE'S PLACING	PRIZE AWARDED
1st	1st
2nd	1st
3rd	2nd
4th	2nd
5th	3rd
6th	3rd
7th	4th
8th	4th
9th	5th
10th	5th
11th	6th
12th	6th
13th	7th (if offered)
14th	7th (if offered)
15th	8th (if offered)
16th	8th (if offered)

- a. In reckoning Championship points, the top eight horses that receive the most points in the Over Fences classes are awarded points for the Under Saddle and/or Model class(es). The Championship is awarded as follows:
 - Horse with most points—Champion Number 1.
 - Horse with second highest points— Champion Number 2.
 - Horse with third highest points—Reserve Champion Number 1.
 - Horse with fourth highest points—Reserve Champion Number 2.
11. At all licensed competitions, if the High Performance Working Hunter section has fewer than three entries, it must be combined with the Second Year Green Hunter (or with Green Working Hunter if combined or not originally offered split).
 - a. If, after combining, there are still fewer than three entries in the combined section, it must be further combined with the First Year Green Hunter section.
 - b. If combined Green Working sections have fewer than three entries, then they must be combined with High Performance Working Hunter.
 - c. A horse that is eligible for more than one section must be declared and compete in only one.
 - d. Horses will jump the respective height for the entered section.
 - e. When combining High Performance Working Hunter with another section, if different amounts of prize money or entry fees were offered in the original sections, the combined sections will use the lower amount for both prize money and entry fees.
 - f. When combining a section of High Performance Working Hunter with either a section of First Year Green Working Hunters, Second Year Green Working Hunters or both, the combined sections must offer the same number

of classes offered by the Green Working Hunter section(s) with which it is combined. In addition, a section entry fee will be required and individual classes may no longer be entered for the combined section.

12. At all licensed competitions, if there are fewer than six entries in either the Performance Hunter 3'3" or Performance Hunter 3'6" they must be combined, but they cannot be combined with any other hunter sections. If there are six or more entries in each Performance Hunter section, they must be held separately.

HU111 Green Sections

1. If there are at least six first year green horses, and there are at least six second year green horses, the Green Section must be divided.
2. When entries warrant, competitions are encouraged to offer separate sections for first and second year horses. Separate championships may be offered only when all classes are divided and each section offers the required number of classes and prize money for an undivided section.

HU112 Conformation Sections

1. At Premier competitions, the Conformation sections must be offered separately. At National, Regional I and Regional II competitions, the Conformation sections may be offered as combined. When offered as two sections, if there are fewer than four (4) horses in either Conformation section they must be combined. If there are four (4) or more horses in each Conformation section they must be held separately.
2. In a combined section, if a horse is eligible for more than one section; the exhibitor must declare to the Competition Secretary which height section the points are to count toward.
3. No horse may compete in more than one height section of a combined division.
4. If different amounts of prize money are offered in each divided section, the largest amount must be offered to the combined section and the entry fee for that section applied. No credit will be given in combined sections unless three entries have competed.
5. Green Conformation fences to be at 3'6" and open only to horses in their first year of showing at 3'6". Regular Conformation fences to be at 3'9" and open to all horses.
6. All Conformation sections are to be judged 70% on performance, 30% on conformation.
7. Model classes to count 1/2 points.

HU113 Amateur Owner Sections

1. Amateur Owner 3'6"
 - a. When a section is divided, one section must be offered for amateurs 18-35 and one section for amateurs over 35 years of age. If there are six or more entries in each divided section, the divided sections must be held separately. If there are fewer than six entries in either divided section, they must be combined. If there are a minimum of 12 entries once the sections are combined, the newly combined section must be re-divided using either a Floating or California Split. (See HU110 for definition of a Floating and California Split.) Management may determine a cutoff time for entering before redividing any section(s). When using a floating split the age groups must be posted at the competition office. Rider age must be given on the entry blank. When divided as to age of rider no horse may compete in more than one section. These sections may be further divided by age of rider or by every other number.
 - b. Sections of Amateur Owner Hunter 3'6" held at National or Premier rated competitions must offer at least two (2) divided sections and may be divided as stipulated in Section 1(a) above.
 - c. At Premier, National, Regional I or Regional II rated competitions if there are fewer than three (3) entries in the Amateur Owner 3'3", the Amateur Owner 3'6", the Junior Hunter 3'3" or the Junior Hunter 3'6" sections, competition management may choose to combine the sections. The competition management may choose to combine the sections as necessary, based on the sections with the lightest entries. If sections are combined, the horses

HU - HUNTER DIVISION

must jump the respective height of the original section entered. In addition while the sections can be combined if entries warrant, in order for Horse of the Year points to count they must be offered separately in the prize list.

2. Amateur Owner 3'3"

- a. When a section is divided, one section must be offered for amateurs 18-35 and one section for amateurs over 35 years of age. If there are six or more entries in each divided section, the divided sections must be held separately. If there are fewer than six entries in either divided section, they must be combined. If there are a minimum of 12 entries once the sections are combined, the newly combined section must be re-divided using either a Floating or California Split. (See HU110 for definition of a Floating and California Split.) When using a floating split the age groups must be posted at the competition office. Rider age must be given on entry blank. When divided as to age of rider no horse may compete in more than one section. These sections may be further divided by age of rider or by every other number.
- b. Sections of Amateur Owner Hunter 3'3" held at National or Premier rated competitions must offer at least two divided sections and may be divided as stipulated in Section 2(a) above.
- c. At Premier, National, Regional I or Regional II rated competitions if there are fewer than three (3) entries in the Amateur Owner 3'3", the Amateur Owner 3'6", the Junior Hunter 3'3" or the Junior Hunter 3'6" sections, these sections may be combined. The competition management may choose to combine the classes as necessary, based on the sections with the lightest entries. If sections are combined, the horses must jump the respective height of the original section entered. In addition while the sections can be combined if entries warrant, in order for Horse of the Year points to count they must be offered separately in the prize list.
- d. Riders may cross enter between the Adult Amateur (if Zone Specifications permit), Amateur Owner 3'3" and/or the Amateur Owner 3'6" sections. Horses may not cross enter between the sections.
- e. To be ridden by Amateur Owners or an amateur member of the owner's family. In either case, classes are restricted to riders who are no longer eligible to compete as junior exhibitors. Leased horses are not eligible and multiple ownership is not permitted unless all owners are members of the same family.

3. Adult Amateur Hunter

- a. Competitions must offer Adult Amateur Hunter sections in accordance with the specifications of each USHJA zone.
- b. Notice of the use of a floating split and the age groups must be posted at the competition office. When divided as to age of rider no horse may compete in more than one section. Age must be given on entry blank. These sections may be further divided by age of rider or by every other number. If there are fewer than six entries in any divided section, the sections must be combined. If there are six or more entries in each divided section, the divided sections must be held separately.

HU114 Pony Hunter Sections

1. Classes for Pony Hunters may be divided by height of pony as outlined in HU108.7.
2. If there are 50 or more entries in the division at the beginning of the first class, it must be divided by height of pony and prize money must be doubled.
 - a. If there are 50 entries remaining in a section after the section has been divided by height of pony, the section must be redivided by every other number and the prize money must be doubled.
 - b. Once a section has been redivided it may not be divided further.
 - c. If a pony under saddle class has over 30 entries, the class must be split and held in at least two sections with one set of awards.
3. Required Sections.
 - a. At a National or Premier rated competition, the Regular Pony Hunter section must be offered as three height sections (small, medium, and large) and the prize money must be tripled.

1. If there are four (4) or more entries in each height section of an "A" rated Regular Pony Hunter section, the height sections must be held separately.
2. Height sections may be combined if there are three (3) or fewer entries in any height section. Combined height sections should be either small/medium or medium/large but if possible not small/large.
- b. Competitions may offer the Green Pony Hunter Section as three separate sections (small, medium and large); however an "A" or "AA" or rated Green Pony Hunter Section must be offered as a minimum of two sections (small/medium and large).
 1. National and Premier rated competitions must split (small, medium and large) if there are four (4) or more entries in any height section.
 2. Green Pony Hunter Sections at National and Premier rated competitions may be combined if there are less than four (4) entries in any height section.
4. If there are a minimum of 10 small/medium ponies combined and 10 large ponies in any "B" or "C" rated Regular or Green height Section, the height section must be divided (small/medium and large); prize money need not be doubled. If there is a total of thirty (30) ponies, prize money must be doubled.

HU115 Junior (3'3" and 3'6") & Children's Hunter Sections

1. When divided, sections must be split using one of the following options (Children's Hunter sections must be split in accordance with applicable Zone Specifications):
 - a. By age of rider (age must be given on entry blank);
 - b. By height of horse;
 - c. Floating Split (See HU110 for definition of Floating Split.);
 - d. California Split (See HU110 for definition of California Split.)
2. If there are 50 or more entries in the section at the beginning of the first class it must be divided by (a-d) above and the prize money must be doubled. A section with less than 30 entries cannot be divided.
3. If there are 50 or more entries remaining in a section after it has been divided, the section must be redivided and the prize money must be doubled. Once a section has been redivided it may be divided further if management so desires.
4. It is recommended that when competitions anticipate 50 horses or more this section be divided by (a) or (b) above when prize list is prepared.

HU116 Rated Section Requirements for Junior Hunters

1. "A" Rated 3'6" Junior Hunter Sections. At least two sections must be offered in the prize list. Four (4) or five (5) classes are required in each section with a minimum of \$500 prize money offered in each section. At Premier rated competitions, four 3'6" Junior Hunter sections must be offered in the prize list. (HU109.3).
2. 3'3" Junior Hunter Sections. Junior Hunter 3'3" may not be offered unless Junior Hunter 3'6" is also offered. Junior Hunter 3'3" may be offered as one section or may be offered as divided by size of horse and/or age of rider.
3. Management may elect to offer four (4) classes in "A" rated sections. If four (4) classes are offered at a multiple day competition, no more than two (2) classes may be held on one day and no more than 50% of the prize money may be offered on one day.
4. "B" Rated Sections. Three (3) or four (4) classes are required in each section with a minimum of \$100 in each section.
5. "C" rated Sections. No prize money is required.
6. Except for Medal classes, Junior Hunter over fences classes and Equitation classes over fences may be combined and held concurrently if separate judges officiate. Flat classes cannot be combined.

SUBCHAPTER HU-3 COURSES

HU117 General

1. All obstacles, except those noted below, must be set at required height. The required height may have a variance of no more than 2" over or under. Exceptions:
 - a. Walk fences may not exceed 2' in height and spread.
 - b. Trot fences may not exceed 3' in height and spread for horses and 2' in height for ponies in classes restricted to ponies.
 - c. Brush obstacles, hedges, split-rail fences, simulated rock or stone walls, ditches, banks and other specialty jumps designed to simulate natural obstacles found in the hunt field.
 - d. The first fence of any hunter course.
2. Except in case of inclement weather, broken equipment or similar emergency a course must not be altered except by written permission of all exhibitors. If one or more original obstacles are rendered unusable during a class and no duplicate exists, management may substitute obstacles which approximate as nearly as possible the originals.
3. In classes where Federation course requirements have not been met and the violation has not been observed and corrected prior to the third competitor's performance, the class must be completed without altering the course and the results will stand for the purposes of the Championship.
 - a. With the exception of a course set at an improper height, competitors who have gone over the course with the violation have the option of re-jumping the course.
 - b. Classes conducted over improper courses are ineligible for Federation Horse of the Year Award points.
4. Horses must be shown over a minimum of eight obstacles the required height in all "A", "B" or "C" rated sections.
5. In all rated hunter sections, at least two different courses are required. At least one change of direction (change of lead) is required in every course. All "A" rated sections at National and Premier rated shows, except for Green Hunter Pony sections, must offer an over fence class as a handy hunter. This handy hunter class may not be the first class of a section nor can it be the designated first round of a classic when using one round of a section as the first round of a classic.
6. No course may have exhibitors trotting or cantering through the in-gate or out-gate; any exhibitor choosing to trot or canter through the in-gate or out-gate will be eliminated.
7. In over fences classes, riders shall not be required to hand gallop the first fence of a line consisting of a measured distance.
8. A track is established once a horse has landed from a fence or completes a required test and follows the horse until the consecutive fence is jumped or the next test is executed. Upon completion of each consecutive fence or performance of the next test, the track is erased. Crossing a track between obstacles and/or required tests shall constitute a disobedience and will be penalized by the judge(s). Exceptions:
 - a. A course diagram that requires a rider to cross his track.
 - b. Snake or multiple panel jumps that are jumped consecutively. *BOD 1/17/15 Effective 12/1/15*

HU118 Course Diagrams

1. Course diagrams must be posted at least one half-hour before scheduled time of class unless they have been illustrated in the prize list. The plan or diagram of the course must show the obstacles which must be taken in the order indicated by numbers but apart from this the rider is not bound to follow a compulsory track. An arrow is used on the diagram to indicate the direction in which each obstacle is to be taken. When distances between related fences in all classes, rated or unrated, are 100' or less, the distance must be included on the posted course diagram.
2. If the area of the courtesy circle is to be restricted by a mandatory line, the line must be indicated on the diagram and a corresponding barrier must be erected on the course. As this becomes part of the judging specifications, this

policy must be clearly stated in the prize list (see GR901.10) and announced at least one hour prior to the class.

3. All posted courses at Federation-licensed competitions must include the numbers of fences to be jumped (i.e. Fences 1-8).

HU119 Height of Obstacles

When a range of fence heights is allowed in a class or section, the minimum height must be used unless a higher height is specified in the prize list.

1. Green Sections: 3'6" required for first year horses; 3'9" required for second year horses. (Exception: Fences may be a maximum of 3" lower in Zones 11 and 12)
2. High Performance Sections: 4' minimum in "A" rated sections at Premier rated competitions; 3'9" minimum in "A" rated sections at National rated competitions, and "B" and "C" sections. Obstacles may not exceed 4'6". (Exception: Fences may be a maximum of 3" lower in Zones 11 and 12)
3. Amateur Owner Sections:
 - a. Obstacles at National and Premier rated competitions must be 3'6".
 - b. Obstacles at competitions in Zones 11 and 12 may be 3'3" or 3'6".
 - c. If a 3'3" Amateur Owner Hunter Section is offered, obstacles are to be set at 3'3".
 - d. If a competition offers both 3'3" and 3'6" Amateur Owner Hunter sections, regardless of the competition's rating, the obstacles must be set at 3'3" and 3'6" respectively.
 - e. No minimum height required at Local Competitions.
4. Adult Amateur Sections: Per USHJA Zone Rules.
5. Local Competitions: No minimum in any section.
6. Non-rated sections: Heights determined by competition management unless otherwise specified.
7. Ladies Side Saddle Sections: 3'.
8. Junior Hunter Sections:
 - a. Obstacles must be 3'6" in all classes. (Exception: Fences may be 3" lower in Zones 11 and 12 and in the Junior Hunter 3'3" section.)
 - b. No minimum height required at Local Competitions.
9. Children's Hunter Sections: Obstacles will be 2' for small ponies; 2'3" for medium ponies; 2'6" for large ponies and 2'9" to 3' for horses. Spreads must not exceed the height of obstacle. No minimum height required at Local Competitions.
10. Pre Green. Fences not to exceed 3' or 3'3". (See HU103.9)
11. Green Pony Hunter: 2'3" for small, 2'6" for medium and 2'9" for large. (See HU122 regarding spread of fences).
12. Regular Pony Hunter: 2'3" for small, 2'6" for medium and 2'9" - 3'0" for large (See HU122 regarding spread of fences).
13. Performance Working Hunter 3'3".
14. Performance Working Hunter 3'6".
15. Three-Year-Old Hunter: Not to exceed 2'9".
16. Small Hunter Sections: 3'
17. Green Conformation: 3'6".
18. Regular Conformation: 3'9".
19. Thoroughbred Hunter: 3'0"

HU120 Type

1. Obstacles must simulate those found in the hunting field such as natural post and rail, brush, stone wall, white board fence or gate, chicken coop, aiken, hedge, oxer, etc.

HU - HUNTER DIVISION

2. Chicken coops hinged at the top and free at the bottom; triple bars and hogs back; striped rails; targets; any spread over 4' and square oxers are prohibited.
3. Every course must have at least four different type obstacles. (Exception: see HU143.10). The jumpable portion of all obstacles must be a minimum width of eight feet wide.
4. A minimum 2" difference is required for the back element of an obstacle. A ground line is required for all obstacles except in Handy Hunter classes.
5. The top element of all obstacles must be securely placed with cups at least 1 1/2 inches deep and 3 inches wide so that a slight rub will not cause a knockdown and must be equally secure for different heights in the same class. At all Federation approved competitions, FEI approved safety mechanisms must be used in conjunction with a cup that is at least 1 1/2 inches deep and at least 3 inches wide for the back rail of all oxers. Logs, caps on walls and gates with a separate plank style top element that can be knocked down are permitted.
6. In Handy classes obstacles must simulate those found in trappy hunting country. The course must have at least two changes of direction and at least one in and out as well as three of the following: hand gallop a jump, bending line, rollback turn, fence at the end of the ring or open a gate while mounted or trot over one obstacle (exception: in and outs are optional for Pony Handy courses). Judges must place emphasis on promptness and tight turns with precedence being given in that order. Handiness is defined as time and ground saving movement without adversely affecting performance or style. Brilliance of pace is defined as a faster pace than ordinary, without sacrificing performance or style. Hand Gallop is defined as a significant increase in pace without sacrificing performance or style. Exception: Ins and outs are optional for Pony Handy Hunter classes.
7. For all hunter classes restricted to Ponies, the first obstacle of all courses must be a vertical. For pony hunter handy courses, leading over one obstacle as well as opening a gate are prohibited.

HU121 In and Outs

1. An in and out is considered as two obstacles in the required number of obstacles. It must never be used at the start of a course.
2. An in and out is two jumps set for one or two strides. The distance may be adjusted during a class requiring different fence heights. Exception: The distance must be adjusted in Pony Hunter classes, see HU122.

HU122 Pony Hunter

In the event that any or all of the Pony Hunter sections (Small, Medium, Large) are combined, the course designer may add or remove fill as necessary to meet the requirements of HU122.1c (spread of a jump). Every effort should be made to make the jump look as similar as possible at each height. Any removed fill should not be left next to the jump, and should be placed within an island or decoration, or removed completely from the ring.

1. Heights and Spreads.
 - a. Fences may be a maximum of 3" lower in Zones 11 and 12.
 - b. No minimum height required at Local Competitions.
 - c. Spread of jump may not exceed height and must be measured including flowers, brush and ground lines.
 - d. If a competition offers a team or pairs class or a pony hunter classic in which ponies of mixed heights are permitted, the prize list must state the height of the fences and stipulate all judging requirements.
2. Distances.
 - a. If the distance between related fences is less than 100' (including in and outs), the distance must be adjusted for each height section.
 - b. In "B", "C" and Local rated sections, there must not be any other fences in the same line as an in and out.

SUBCHAPTER HU-4 ATTIRE, TACK AND EQUIPMENT

HU123 Tack

1. Snaffles, pelhams and full bridles, all with cavesson nose bands, are required.
 - a. Judges may penalize, but may not eliminate, a horse or pony that competes in a snaffle, pelham, or full bridle **that is unconventional**. Unconventional snaffles, pelhams, or full bridles include, but are not limited to, hunter gags, kimberwickes, etc.
 - b. Judges must eliminate a horse or pony that competes in **illegal bits or nosebands**. Illegal bits include, but are not limited to, three rings, gags (other than the hunter gag), et cetera... Illegal nosebands include, but are not limited to, drop, flash and figure eight nosebands. *BOD 1/17/15 Effective 12/1/15*
2. Horses must return to the ring for conformation or soundness wearing a snaffle, pelham or full bridle with a cavesson noseband.
3. Martingales of any type are prohibited in Under Saddle, hack and tie-breaking classes. Standing and running martingales used in the conventional manner are allowed for all over fences classes. All other martingales are considered illegal. A judge must eliminate a horse or pony that competes in a martingale other than a standing or running martingale used in the conventional manner.

HU124 Equipment

1. Light pads and bar shoes are permissible, however, bar shoes indicate a weakness and in Conformation classes a judge may penalize accordingly. **All artificial appliances, including but not limited to nasal strips**, boots, wraps and bandages are prohibited. In the case of inclement weather competition management may permit the use of bell boots. *BOD 2/29/16 Effective 4/1/16*
2. **Electronic Communication Devices**
 - a. No mounted exhibitor may wear or carry an electronic communication device (i.e., cellular telephone, pager, walkie talkie, iPod, etc.) while in the competition ring. The penalty for wearing or carrying a forbidden device if observed by the judge may be elimination from the class during which the device was worn or carried.
 - b. **Electronic communication devices used for purposes of coaching, etc., between competitors and individuals outside the ring shall be prohibited in all classes.**
 - c. **Exhibitors who have a chronic condition may apply for a Presidential Modification exempting them from the provisions of this rule in accordance with GR152. Riders may not use these devices in over fences classes.**
 - d. **An exhibitor who has a chronic condition and has previously been granted at least one annual presidential modification related to the condition, may submit an application for approval of a special three-year presidential modification related to the same condition. The application must be accompanied by sufficient supporting documentation that the condition is unlikely to improve during the three-year period.** *BOD 1/17/15 Effective 12/1/15*
3. Any rider competing and or riding anywhere on the competition grounds with their stirrup, stirrup leather, or foot tied and/or secured in any manner, will automatically be eliminated from the entire competition. The steward will note the trainer name(s) on the stewards report and further disciplinary actions may be taken by the Federation.
4. Whips. Competitors are prohibited from carrying a whip that is longer than 30" (75cm) while jumping or schooling over fences. A rider may not carry more than one whip. Whips that are weighted at the end are prohibited. (Exception: Ladies Side Saddle and appointments classes. See HU127.)
5. No exhibitor may carry a whip longer than 30" while competing.

HU125 Attire

1. **Protective headgear. All riders must wear protective headgear. See GR801.2. While competing in a jumping class, if a rider's chin strap becomes unfastened, the rider may stop, re-fasten the chin strap and continue his/her round without penalty or elimination. A judge may, but is not required, to stop a rider and ask them to refasten a chin strap**

HU - HUNTER DIVISION

which has become unfastened, again without penalty to the rider.

2. Attire. Riders are required to wear conservatively colored coats (black, blue, green, grey or brown) which are free from adornment which in the judge's opinion is overly distracting. Shirts must have a choker, similar collar or tie. Breeches may be buff, canary, tan, rust or white.
3. Formal Attire. Riders are required to wear scarlet or dark coats; white shirts with white stock; white, buff or canary breeches. Members of the Armed Services or the Police may wear the Service Dress Uniform.
4. Inappropriate attire. When management permits Hunter or Hunter Seat Equitation riders to ride without jackets, riders must wear traditional, short, or long-sleeved riding shirts with chokers or ties. Polo shirts and full chaps are not permitted except in unjudged warm-up classes. Management or Judge may eliminate an exhibitor who is inappropriately attired. *BOD 1/17/15 Effective 12/1/15*

HU126 Hunt Colors

In classes restricted to members, subscribers or staff of a Hunt recognized by the Masters of Foxhounds Association, all riders who wear colors must carry a letter dated within the current year signifying that they are eligible. This letter must include the name of the Hunt and the color of the collar and must be signed by the Master or Honorary Secretary of that Hunt. The show committee must appoint a competent person to check these letters before riders compete in classes. If a rider holds a current letter but does not have it in his immediate possession or is entitled to receive one, the show committee may accept a signed statement to that effect which must be submitted to the Federation.

In classes restricted to junior exhibitors, rules concerning hunt colors will be strictly enforced. Unless a junior wears scarlet, brown boot tops are prohibited.

HU127 Ladies Side Saddle Attire

1. Hat: See GR801.2
2. Neckwear: Plain white hunting stock neatly tied and fastened with a plain gold safety pin. Latter should be horizontal.
3. Habit: Melton or other cloth of black or dark blue color, unless bona fide member of a recognized hunt whose livery color is different; then hunt livery color with hunt colors is permissible. Lining must match.
4. Breeches: Same color as habit.
5. Collar: Same material and color as coat unless bona fida member of a recognized hunt has been invited to wear the hunt colors in which case, the collar should conform to the livery of the hunt and be worn only on coats of the hunt livery color.
6. Vest: Of plain white, buff or yellow material, unless bona fida member of a recognized hunt has been invited to wear the hunt's livery in which case, the vest should conform to the livery of the hunt and be worn only with habits of the hunt livery color.
7. Buttons: Must conform to hunt livery. Usual specifications are: Brass or bone on vest. Black bone on black or dark blue coat. If bona fida member of a recognized hunt has been invited to wear the hunt button, it should be engraved with the hunt emblem, otherwise it should be plain.
8. Boots: Black, without tops: of plain black calf without tabs. Boot garters, if worn, plain black. Zippers and laces are not permitted.
9. Spur: Optional. If worn, must be regular hunting spur, without rowels—worn high on the heel.
10. Whip: Light hunting whip with thong required.
11. Gloves: Plain; heavy wash leather or brown leather gloves.
12. Rain Gloves: White or light colored rain gloves. Should be carried on off (right) side under billets and just showing in front of saddle flap.—Fingers forward, thumbs in.
13. Jewelry: Except for finger rings and small plain stud earrings for pierced ears, jewelry is not permitted.

14. Hair: With hair net, preferably in bun. Must be neat and unobtrusive.
15. Boutonniere not permitted.
16. Mane and Tail: Must be braided. (Exception: roached mane and pulled tails).

HU128 Ladies Side Saddle Tack and Equipment

1. Sandwich Case: Required for appointments. Must be combined sandwich case and flask. Sandwich case must contain a plain white-meat sandwich, crusts removed, cut on the diagonal, wrapped in wax paper; a linen handkerchief or napkin is optional and flask must contain sherry or tea.
2. Bridle: Must be either double or pelham. First definitely preferable. All leather must be flat. A cavesson noseband must be used. Rubber, laced, and plaited reins are not permissible. Stitched in leather preferred.
3. Breastplate: Optional, but preferred. All leather must be flat.
4. Martingales: Not permitted on the flat or in Hunter Hack, permitted in over fences classes.
5. Saddles: Must be plain English type. May have doeskin or suede seat and pommel. Lining may be leather or linen. Numnahs and saddle cloth not permitted.
6. Girths: Triple fold leather. No elastic permitted. Cannot be shaped. Balance girth, either separate or stitched to triple fold girth, is necessary. First definitely preferable. Girth cover not permitted.
7. Irons: Should be regular side saddle iron with oval eye or safety stirrup. Should be large, workmanlike and polished, without pads.

SUBCHAPTER HU-5 JUDGING

HU129 General

1. All classes must be judged on performance and soundness and when indicated, conformation, suitability or manners.
 - a. When a horse makes two faults at one obstacle only the major fault will be counted. (Exception: refusals count in addition.)
 - b. When an obstacle is composed of several elements in the same vertical plane, a fault at the top element is the only one penalized.
 - c. At an in and out, the faults committed at each obstacle are considered separately. In case of a refusal or runout at the 2nd obstacle of an in and out, the competitor may rejump both obstacles of the in and out.
 - d. Judges must penalize unsafe jumping and bad form over fences, whether touched or untouched.
 - e. Teams, pairs and unicorns (abreast and tandem) should be judged as a single unit, scoring only major faults at each obstacle. (Exception: in cases where two or more horses have knockdowns or refusals, they are scored cumulatively.) In tandem formation, faults for horses not keeping proper hunting distance apart and in abreast formation, faults for horses not keeping abreast will be calculated at the rate of 1/2 fault for each 1/2 horse's length and are cumulative at each obstacle, as well as at each end of the ring; or on an outside course, at each obstacle and between each obstacle. No additional penalty for finishing out of original order.
 - f. In classics and when a class is held on an outside course, brilliance should be emphasized.
2. Circling once upon entering the ring and once upon leaving is permissible.
3. In all classes over obstacles, all horses being considered for an award must jog for soundness in the judge's order of preference prior to being judged for conformation. Two more entries than the number of ribbons must jog if there are sufficient entries. Horses may not leave the ring until the jog is declared official by the judge. A horse that leaves the ring prior to the jog being declared official will be eliminated. A horse that is unruly, one that breaks away from the handler or one whose actions threaten to endanger the rider, handler, other exhibitors or their entries will be eliminated. (Exception: Hunter Breeding and Pony Breeding). A horse may not be eliminated for receiving outside assistance in the jog.

HU - HUNTER DIVISION

4. In classes over obstacles, competitors cannot be requested to show at a walk, trot and canter or to re-jump the course unless eliminations are held. If eliminations are held, the finals are judged as an independent class.
5. After all competitors have had an opportunity to compete over a course in the High Performance and Performance Working section, competitors with faults which would eliminate the competitor from the ribbons, may be excused at management's discretion, provided four more competitors than the number of ribbons awarded have completed the course. In Green Working classes riders are encouraged to withdraw after a major fault.
6. In cases of broken equipment or loss of shoe while competing, the rider or handler may choose to continue without penalty. If they decide to stop to address the situation that rider/handler will be eliminated. In the case of the jump(s) falling over due to weather or act of God, the rider must remain in the ring until receiving instructions from the judge(s) or be eliminated. In this instance, the decision of the judge(s) is final.
7. In the event of elimination, the horse must exit the ring immediately.
8. Obstacle Not Properly Set. If a competitor jumps an obstacle that has not been reset, or has been reset improperly, due to it being downed by a previous competitor, the weather, or some other factor, the competitor receives no penalty. However, if the competitor knocks down the obstacle he will be penalized accordingly.

HU130 Definition of Competed

A horse has competed in an over fences class when the horse's entry number and a score for at least the first jump are recorded on the judges card. A horse failing to complete the entire course is not eligible to receive points, awards, or prize money. A horse has competed in an under saddle class when the horse has entered the ring. When three or fewer horses compete in an under saddle class, all horses' numbers must be listed on the judges card regardless of whether they receive an award.

HU131 Soundness

All horses must be serviceably sound. All horses being considered for an award must jog for soundness with rider dismounted. (Exception: Under Saddle classes, classes with specifications that do not require horses to jog, unrated classes, and classes at Local Competitions). Horses may not leave the ring until the jog is declared official by the judge. A horse that leaves the ring prior to the jog being declared official will be eliminated. A horse that is unruly, one that breaks away from the handler or one whose actions threaten to endanger the rider, handler, or other exhibitors or their entries will be eliminated. (Exception: Hunter Breeding and Pony Breeding). A horse may not be eliminated for receiving outside assistance in the jog. In classes restricted to junior riders, a junior must jog the animal for soundness. Horses that are not serviceably sound are ineligible for an award, including under saddle classes.

HU132 Conformation

Quality, substance and soundness. Judges must penalize but not necessarily eliminate horses with structural faults, defects and blemishes (such as pinfiring) in areas which might impair their activity and durability. Horses must be stripped for conformation judging in any class. (Exception: Under Saddle classes.)

HU133 Performance

1. An even hunting pace, manners, jumping style together with faults and way of moving over the course. Manners to be emphasized in Ladies and Amateur classes; brilliance in Corinthian and Formal Hunting Attire classes.
2. When the class is held in a ring, the performance starts as the competitor enters and ends when he leaves. When the class is held outside, the performance starts at any spot designated by competition management and ends at any spot so designated. If the start and finish are not clearly set forth, it is suggested that a judge consider the start approximately 50' before the first obstacle and the finish approximately 50' after the last.

HU134 Faults

1. The following faults are scored according to the judges opinion and depending on severity or division, may be considered minor or major faults.
 - a. Rubbing the jump
 - b. Swapping leads in a line or in front of a jump
 - c. Late lead changes
 - d. Spooking
 - e. Kicking up or out
 - f. Jumping out of form
 - g. Jumping off the center line of jump
 - h. Bucking and/or playing
 - i. Adding a stride in a line with a related distance
 - j. Eliminating a stride in a line with a related distance
 - k. Striking off on a wrong lead on the courtesy circle. (May be corrected with either a simple or flying change of lead)
2. The following are considered major faults.
 - a. Knockdown
 - b. Refusal
 - c. Refusal or stopping while on course
 - d. **Crossing the track. A track is established once a horse has landed from a fence or completes a required test and follows the horse until the consecutive fence is jumped or the next test is executed. Upon completion of each consecutive fence or performance of the next test, the track is erased. Crossing a track between obstacles and/or required tests shall constitute a disobedience and will be penalized by the judge(s). Exceptions**
 1. **A course diagram that requires a rider to cross his track.**
 2. **Snake or multiple panel jumps that are jumped consecutively.**
 - e. Dangerous jumping
 - f. Addressing a jump - coming to a stop in front of a jump in order to show the jump to the horse.
 - g. Completely missing a lead change
 - h. Adding or eliminating a stride in an in and out.
 - i. Breaking stride, or Trotting while on course. (Exceptions-Where posted on the course diagram i.e. trot jumps, steep banks, etc, and also as outlined above in HU134.1k. Striking off on a wrong lead on the courtesy circle.)
BOD 1/17/15 Effective 12/1/15
3. The following constitute elimination.
 - a. Three refusals (**Exception: US Pony Hunter National Championship and US Junior Hunter National Championship, exhibitors will be eliminated after two cumulative refusals**). **BOD 1/16/16 Effective 4/1/16**
 - b. Off course
 - c. Jumping course before it is reset
 - d. Bolting from the ring
 - e. Fall of horse and/or rider (rider shall not remount in the ring).
 - f. Stopping for loss of shoe or broken equipment.
 - g. In model classes, a horse or pony that breaks away from the handler or one whose actions threaten to endanger the rider, handler, other exhibitors or their entries. Exception: Hunter Breeding and Pony Breeding classes.

HU135 Pony Hunter

Manners of the pony and suitability of the pony to the rider must be emphasized in all classes. Extreme speed must be penalized. Suitability of a pony for a rider is determined by height of rider as related to the height of the pony.

Judges must penalize but not necessarily eliminate an entry not having such suitability and manners.

HU136 Junior & Children's Hunter

1. Junior Hunter. In all classes manners will be emphasized and extreme speed will be penalized.
2. Conformation is not to exceed 25% in any class except a Model class. In Junior Working Hunter sections no more than 50% of the classes may be judged on conformation.
3. Children's Hunter. Unless the USHJA submits their Zone specifications to the Federation by August 1 of the previous year, the following specifications will apply for the Children's Hunter section: Open to horses and ponies to be ridden by a junior exhibitor. See also HU101.6 and HU109.

SUBCHAPTER HU-6 CLASS SPECIFICATIONS

HU137 Under Saddle and Hack Classes

1. In Under Saddle and Hunter Hack classes, horses are shown at a walk, trot and canter both ways of the ring. Light contact with the horse's mouth is required. Horses should be obedient, alert, responsive and move freely. They should not be eliminated for slight errors. Judges may ask horses to hand gallop collectively, one way of the ring. (Exception: green classes.) No more than eight will be asked to hand gallop at one time. (Exception: Hunter National Championships see HU182.3f) All horses being considered for an award must be serviceably sound.
2. To be eligible for a Model or Under Saddle class counting toward a Championship in any "A" or "B" rated section, horses must be entered in at least one full point class over obstacles in the same section during the competition. To maintain awards or points won in the aforementioned classes the competitor must complete the course in at least one class.

HU138 Green and Regular Conformation Model Classes

To be shown at a walk and trot. To be judged on conformation, way of moving and soundness. All horses being considered for an award must be serviceably sound.

HU139 Green Hunter, High Performance and Performance Working Classes

To be judged on performance and soundness. All horses being considered for an award must be serviceably sound.

HU140 Amateur Owner Classes

To be judged on performance and soundness. If conformation is to be judged, it may not count more than 25%. All horses being considered for an award must be serviceably sound.

HU141 Adult Amateur Classes

To be judged on performance and soundness, suitability to count. All horses being considered for an award must be serviceably sound.

HU142 Ladies Side Saddle Classes

(See also EQ104.1) To be ridden by ladies who are no longer eligible to compete as junior exhibitors. Stallions not permitted. Three classes must be offered: Over Fences, Under Saddle and Hunter Hack. All three classes will count equally for the Championship. In cases of ties, horses are to hack off for Champion and Reserve. HOTY points will be awarded in the Over Fences classes to entries that place, provided that there are at least three horses entered and shown in the Over Fences class. At least three entries must compete in the Under Saddle class and the Hunter Hack class for HOTY points to count. All horses being considered for an award must be serviceably sound.

1. Over Fences: To be shown over a course of at least eight fences 3' in height. No in and out to be used.
2. Under Saddle: To be shown at a walk, trot and canter both ways of the ring in formal hunting attire with

appointments. See HU127-HU128. If the Under Saddle class is not scheduled as the first class of the section, the schedule must allow at least two hours to prepare before the start. To be judged on performance and soundness with emphasis on manners 75%; formal hunting attire, appointments and general overall appearance of horse and rider 25%. Judges should give particular consideration to quality, condition and cleanliness of tack. Mane and tail must be braided, (Exception: roached manes or pulled tails). Judges must line up exhibitors in order of preference before checking appointments.

3. Hunter Hack: To be shown at a walk, trot and canter both ways of the ring. Judges may ask for a hand gallop but no more than eight to hand gallop at one time. To jump two fences at 2'6". To be judged on performance and soundness with an emphasis on manners. Under Saddle performance to count 50%, Over Fences performance to count 50%.

HU143 Hunter Classics

1. The following Hunter Classics may be offered: Adult Amateur Hunter Classic, Children's Hunter Pony Classic, Children's Hunter Horse Classic, Pre-Green Hunter Classic, Small Hunter Classic, Pony Hunter Classic, Green Pony Hunter Classic, Open Hunter Classic, 3'3" Junior Hunter Classic, 3'6" Junior Hunter Classic, 3'3" Junior Hunter Classic, 3'6" Amateur Owner Hunter Classic, 3'3" Amateur Owner Hunter Classic. Six (6) entries are required to conduct a Hunter Classic. If there are less than six (6) entries in any one Hunter Classic, it may combine with other sections of the same rating. If Hunter Classics are combined and a horse is shown in more than one section qualifying for the Hunter Classic, the exhibitor must declare to the Competition Secretary which section bonus points are to count toward. Hunter Classics cannot be divided in any manner and held by section if there are less than six (6) entries in each divided section. Exception: "A" rated sections must have twelve (12) entries to divide.
2. Any Premier, National, Regional I or Regional II rated competition may offer a Hunter Classic.
3. All Hunter Classics must be conducted as a two round class. A handy hunter round may not be used as part of a Hunter Classic. A Hunter Classic may be conducted as a separate two round class or a designated hunter class of the specified Hunter section may be counted as the first round of the Hunter Classic. However, the second round may not be another designated class in the Hunter section, but must be held as a separate round. If a designated class is used as a first round, each round shall count 50%.
4. At National and Premier competitions, in sections with an "A" rating, Hunter Classics conducted using either a designated hunter class as the first round or a separate two round class must offer at least \$1000 in prize money and sections with a "B" or "C" rating must offer at least \$500 in prize money. (Exception: Pony Hunter Classics in sections with an "A" or "B" rating must offer at least \$500 in prize money; Children's Hunter Pony is not required to offer prize money). At Regional I and Regional II competitions, in sections with a "B" or "C" rating, Hunter Classics conducted using either a designated hunter class as the first round or a separate two round class must offer at least \$250 in prize money (Exception: Children's Hunter Pony is not required to offer prize money). At Premier, National, Regional I and Regional II competitions, when a Hunter Classic is conducted as a separate two round class, the minimum prize money offered as stated above.
5. The entry fee may not exceed 10% of the prize money offered in the Hunter Classic.
6. To be eligible, horses must have entered, shown and completed the course in at least two classes in the Hunter section. All horses being considered for an award must be serviceably sound and may be jogged if so stated in the prize list.
7. A minimum of the top 12 entries, if available, or 50% of the entries in the first round, whichever is greater, will return for the second round. If a horse or pony is eliminated in the first round of competition, they may not return for the second round. If a horse/rider combination does not return for the second round or is eliminated during the second round of a classic, a score of zero will be combined with the first round score and the horse/rider combination will be placed accordingly. If possible, twelve places are to be awarded.
8. The Hunter Classic does not count toward the minimum number of classes required for the section's rating.
9. Bonus points will be awarded toward Horse of the Year Awards in the horse's respective section and are based on

HU - HUNTER DIVISION

the number of horses that compete in the classic. In a Hunter Classic using a designated class of the hunter section as the first round, the number of horses that compete in the classic is determined by the number of horses who have entered and competed in the first round of the classic, not the designated class used as the first round. In a Hunter Classic held as a separate two round class, the number of horses that compete in the classic is determined by the number of horses who compete in the first round of the classic.

The bonus points are as follows:

- a. In a Hunter Classic using a designated class as the first round, the bonus points for Zone HOTY are determined by adding one point for each entry that competes in the first round of a classic to the applicable increment in GR1131.5 and multiplying the result by 1.25.
 - b. In a Hunter Classic held as a separate two round class, the bonus points for Zone HOTY are determined by adding one point for each entry that competes in the first round of a classic to the applicable increment in GR1131.5 and multiplying the result by 1.5.
 - c. In a Hunter Classic using a designated class as the first round, the bonus points for National HOTY are determined by adding one point for each entry that competes in the classic to the applicable increment in GR1131.5 and multiplying the result by 1.75.
 - d. In a Hunter Classic held as a separate two round class, the bonus points for National HOTY are determined by adding one point for each entry that competes in the classic to the applicable increment in GR1131.5 and multiplying the result by 2.
10. The first round of all hunter classics must consist of eight (8) to ten (10) obstacles in accordance with HU117. In the second round of all hunter classics the course must consist of a minimum of ten (10) obstacles of at least six different types.
 11. An open numerical judging system must be used. If there are multiple judging panels, one judging panel must be appointed as the tie breaker.
 12. Attire: riders are required **to comply with HU125. BOD 1/17/15 Effective 12/1/15**
 13. There is no limit to the number of horses a rider may compete on in a Hunter Classic. Exception: Competitors in a Regular or Green Hunter Pony Classic may only ride two ponies per height section.
 14. The same horse/rider combination must compete in both rounds of a Hunter Classic.
 15. A horse may not compete in more than one classic per section but may compete in an open classic, a USHJA National Hunter Derby, or a USHJA International Hunter Derby at the same competition. A horse is limited to competing in a maximum of two classics or derbies or combination of classics and derbies per competition. (Exception: Leagues approved by the Federation in accordance with GR915.2c).
 16. If more than 30 horses are entered in a Junior Hunter Classic, the classic must be split in accordance with HU115.

HU144 Pony Hunter

1. Class Specifications.
 - a. Classes are the same as those listed for Hunters. Maiden, Novice, Limit and Green Ponies are not to gallop.
 - b. Conformation must not exceed 25% in any class except a Model class.
 - c. Appointment classes are prohibited in all competitions. Uniformity and similarity may count 15% in Team and Pair classes.
 - d. Model and Conformation classes should occur on the same day.

SUBCHAPTER HU-7 CHAMPIONSHIPS

HU145 General

1. Championships must be offered in "A" and "B" rated sections.
2. A Championship may not be offered in a section unless a minimum of two over fences classes and one Under

Saddle class are held. A Championship will not count for points unless a minimum of three entries compete in at least two over fences classes and one under saddle class (Exception: Ladies Side Saddle, see HU142). If a competition offers more than one Under Saddle class in any one section, only one will count towards the Championship. (Exception: classes divided as to weight, height, age or breeding.) The prize list must specify the class to count.

- a. When a Championship is offered, management must keep a score card or chart of winnings throughout the competition, which must be prominently displayed so that exhibitors may inspect it at all times. Only the first six ribbons count towards Championships regardless of the number offered.
- b. Ribbons won in classes with specifications restricting horses in any manner, will not count toward any Championship unless such classes are complementary and over the same course, affording equal opportunity to all horses competing. If, however, competition management, having reserved the right to do so in the prize list, combines two or more complementary classes because of insufficient entries, thus making one open class, ribbons won in such a class count toward the Championship.

HU146 Eligibility

1. General.
 - a. The Champion and Reserve Champion titles are awarded to the top two of the four horses that acquired the most points performing over a regulation course with obstacles at the full height required in the section in which shown, except under the provisions of HU110. In addition to these points, only these four horses, receive half points for ribbons won in Model classes and full points for ribbons won in one Under Saddle class. Exception: High Performance and Performance Working Hunter sections with three classes receive half points for the under saddle class, see HU104.
 - b. The prize list must state the numbers of the full point and half point classes counting towards the Championship in each section.
2. The following classes do not count towards nor make a horse eligible for Championships: Appointment, Breeding, Local, Junior, Consolation, Maiden, Novice, Limit, Owners, Hunter Hack, Pairs, Teams and any class restricted unless complementary classes are offered. Points won in one section do not count towards nor make a horse eligible for the Championship in another section.

HU147 Ties

1. In case of a tie score the Championship and/or Reserve is awarded to the horse that accumulated the most points over fences. If horses have an equal number of points over fences and no points under saddle, the tied horses will be asked to compete in a hack off, or independent under saddle class, to be judged on soundness and performance at the walk, trot and canter. Competitors may be asked to hand gallop at the discretion of the judge. (Exception: Green Hunters.) Any competitor may concede to the other if they choose not to hack off, or if both competitors agree, they may choose to break the tie with a coin toss. If horses have an equal number of points over fences, under saddle, and model (i.e. Regular or Green Conformation) the tie will stand as is and both horses will receive Horse of the Year Points in their respective Champion and/or Reserve position.
2. If all tied horses are declared unsound, selection of the winner among such tied competitors is left to the discretion of the judges.

HU148 Combination Hunter Championship

All competitions with a limited number of Hunter classes, including events in more than one section (i.e., Regular or Green Conformation, Green Working, High Performance or Performance Hunter), may count points won in such classes toward a Combination Hunter Championship. A Combination Hunter Championship and Reserve are awarded to two of the four horses which have acquired the most points performing over a regulation Hunter course with fences

HU - HUNTER DIVISION

the height required in the section in which shown. In addition to these points, only these horses receive half points for ribbons won in Model, Maiden, Novice, Limit and Green classes and full points for ribbons won in one Under Saddle class or, if not held, in one Hunter Hack class, if otherwise qualified. The prize list must specify which classes count. This Championship does not count toward a Federation Horse of the Year Award except for Amateur Owners.

HU149 Pony Hunter

1. Separate Championships must be offered when all classes are divided into height sections but cannot be offered unless they are divided. See HU145 – HU149 for all requirements.
2. Championships. Show Champions and Reserve Champions are selected as outlined in GR808.

HU150 Junior & Children's Hunter

1. Separate Championships must be offered when all classes are divided but cannot be offered unless they are divided.
2. The Champion and Reserve titles are awarded to the top two of the four horses which have acquired the most points performing over a regulation course in the Junior Hunter section. In addition to these points only these horses will receive half points for ribbons won in Model classes and full points for ribbons won in Under Saddle classes if otherwise qualified. The prize list must specify which classes will count.

SUBCHAPTER HU-8 CONDUCT

HU151 Veterinarian

In reference to GR1211.4.a., every competition must have a qualified veterinarian present throughout the competition if the previous year's competition's entry number was 200 horses or greater.

HU152 Judges

(See HU129)

1. In "A" rated sections, at least one judge of Registered status must officiate. Recorded judges with Special judge's card may not officiate alone.
2. All judges who are assigned to a Conformation section must judge the Model class.
3. In "A" rated Hunter sections at Premier rated competitions, a minimum of two judges must officiate. They may officiate independently or together. If judging independently, no more than 60% of the classes in the section may be officiated by the same judge. (Exception: High Performance Working Hunter, Performance Hunter 3'6, Performance Hunter 3'3" and Pony Hunter sections held on one day).

HU153 Course Designers

1. The licensed Hunter Course Designer, or his designated representative, must be present during all Hunter and Hunter Seat Equitation classes for which he has responsibility and over sees the courses are properly set for the competition. Course Designer should be available to report to the judge at any time. (Exception: breed restricted competitions and open competitions with 50% or more breed restricted classes.)
2. A minimum of an "r" license is required to officiate alone at a National or Premier rated competition with a Hunter class offering up to \$4,999 in prize money.
3. An "R" license is required to officiate in any class offering \$5,000 or more in prize money.

HU154 Schooling

1. Schooling is permitted in accordance with GR834, GR835, GR837 and HU Appendix A.
2. Schooling areas for hunters must contain adequate standards, jump cups and rail and hunter-type rails to make a minimum of a trotting fence, a vertical and an oxer.

3. FEI approved safety cups must be made readily available for each hunter schooling area. Breakable pins such as wooden dowels are permitted only when safety cups are not available.

HU155 Back to Back Classes

No more than two rounds may be ridden back to back. In sections where three classes over fences are held on one day and the section has eight or fewer exhibitors, all three over fences classes may be held using back to back rounds with the judge's consent. Classes using this format must be jogged, if required, and pinned separately, following the last class. Management may not require back to back rounds in rated classes. Management may not require a judge to score more than three classes concurrently. Classes run back to back must be in the same division (i.e. Hunter or Equitation). Exception: USEF Pony Medal and WIHS Equitation Hunter Phase.

HU156 Jumping Order

1. If a jumping order is established it must be posted in a conspicuous place at least one-half hour before the class. The jumping order must be legible to a mounted rider. If a jumping order is used throughout the section, a systematic rotation of the starting list must be employed so that a complete cycle is made during the competition. Failure to enter the ring within one minute after an audible signal to proceed is given incurs elimination. The time limit for entering the ring must be enforced by competition management. Management may permit a rider to compete out of order to minimize delays and in case of class conflicts.
2. Establishing the Order. (Either manually or via computer) The jumping order for the first round must be established by one of the following procedures:
 - c. The horses' names are drawn individually, starting with the first position and then working down. The horses' names are listed and their positions drawn.
 - d. The horses' names and the positions are both drawn.
 - e. The horses' names are listed (with multiple rides pre-spaced) with the first name drawn becoming the first horse to compete in the first round, the remaining horses following from that point (i.e., the horses' name after the one drawn first is second, the next one third, etc.).

HU157 Entry Fees

1. No competition may require a combined entry fee in any "B" or "C" rated section. A horse that is entered in a section that requires a combined entry fee may be entered in individual classes in another section for which he is qualified. (Exception: the horse may not be entered in the stake class unless it has met all qualifications.) A horse that is exhibited in the first performance class of an "A" rated section must pay a combined entry fee. After the first performance class exhibitors may enter individual classes at management's discretion.
2. When entries require that High Performance Working Hunters are combined with Green Working sections, a section entry fee will be required for the High Performance Working Hunter section and individual classes will not be able to be entered.
3. A Model class may not be included in a combined entry fee. It must always be offered separately as an optional class.

HU158 Scheduling

1. "A" rated Hunter sections may be held and judged on one or more days. If held on one day "A" sections would be limited to a maximum of four classes per section (3 over fences and 1 under saddle). If held on two or more days, three to five performance classes must be offered (Exception: Pony Hunter and Junior Hunter sections).
 - a. At National and Premier rated competitions a High Performance Working Hunter section must be offered. Exception: competitions restricted to Juniors and Amateurs.
 - b. National rated competitions must be held and judged over a minimum of three days on the same competition grounds. A minimum of five "A" rated hunter sections must be offered and a minimum of two performance

HU - HUNTER DIVISION

classes from two different "A" rated Hunter sections must be scheduled and judged on each of the three days.

"A" rated Hunter sections must be held and judged over two or more days. (Exception: High Performance Working Hunter, Performance Hunter 3'6", Performance Hunter 3'3" and pony hunter sections). A minimum of \$5,000 in prize money, must be paid in the rated Hunter sections of a National competition. A maximum of \$2,000 of Hunter Classic and/or USHJA National Hunter Derby prize money can be used towards calculating the \$5,000 of required prize money for a National rated competition.

- c. Premier rated competitions must be held and judged over a minimum of five (5) days on the same competition grounds. A minimum of five "A" rated Hunter sections must be offered and a minimum of two performance classes from two different "A" rated Hunter sections must be scheduled and judged on four of the five days. "A" rated Hunter sections must be held on two or more days. (Exception: High Performance Working Hunter, Performance Hunter 3'6" and Performance Hunter 3'3"). A minimum of \$24,000 in prize money, including add-back money if any, must be paid in the rated Hunter sections of a Premier competition. A maximum of \$5,000 of Hunter Classic, USHJA International Hunter Derby and/or USHJA National Hunter Derby prize money can be used towards calculating the \$24,000 of prize money, including add-back money if any, which must be paid for a Premier rated competition. If an add-back is offered, the minimum required prize money for that section must be guaranteed, and the add-backs must be clearly indicated in the prize list. Exception: If sections are canceled or entries are insufficient to award all prize money, then additional money not awarded must be pooled and redistributed 60% to the champions, and 40% to the reserve champions of the remaining "A" rated hunter sections.
 - d. Rated competitions which restrict entries in the rated Hunter sections to juniors and amateurs must be held on a minimum of two consecutive non-school days within the public school system, at the location of the competition, on the same competition grounds.
 - e. At Federation licensed Junior/Amateur competitions, the only rated Hunter sections that may be held are those which are restricted by definition to the participation of juniors and amateurs (example: Junior, Amateur, Children's, Adult and Pony). Exception: Pony Hunter Breeding and Hunter Breeding classes.
2. National rated competitions must state their National or Premier rating clearly on the cover of the prize list.
 3. Competitions cannot offer more than the required amount of classes for an "A" or "B" section rating. Model classes and Classics do not count toward the number of classes required, (Model classes must be offered in "A" rated Conformation sections in addition to the four or five required classes), therefore, they can be offered as additional classes. In addition, Model and Classics do not count towards the number of required classes to meet the rating requirement, therefore the prize money offered in Model and/or Classic classes cannot be used to determine the amount of required prize money to calculate the Premier rating. (Exception: see HU158.1c).
 4. No more than three (3) classes in any "A" rated hunter section at a National or Premier rated competition may be held in one day if the section is held over two days. (Exception: Model classes in Green and Regular Conformation sections may be held as a fourth class. High Performance Working Hunter, Performance Hunter 3'6" and Performance Hunter 3'3" at National and Premier rated competitions and Pony Hunter sections at National rated competitions may be held on one day.)
 - a. At National and Premier rated competitions, classes in recognized sections must be run on consecutive days.
 - b. (Exception, classics).
 5. At all Regular Competitions, an Under Saddle class cannot be the first performance class held in a section. (Exception: Ladies Hunter Side Saddle and un-rated divisions).
 6. A Model class must be offered as the first class in an "A" rated Conformation Section.
 7. All Amateur Owner classes should be scheduled in as short a period of time as possible.

HU159 Cancellations

"A" or "B" rated sections with four (4) or more entries cannot be canceled.

HU160 Prize Money

1. Prize money offered in the open sections must be awarded on an escalating scale related to the height of fences.
2. No more than 60% of the prize money in the required classes for an "A" rated section may be offered on any one day when the division is held on two or more days, exception: "A" rated sections in which all required classes are held on one day. Prize money offered in Model classes and Classics at Premier rated competitions including add-back money, if any, in rated Hunter sections, does not count toward the minimum prize money required for a section's rating nor is it considered for purposes of determining 60% to be offered.

HU161 Challenge Trophies

If a Challenge Trophy for a Championship is being offered in a section that has not previously been divided it must be awarded to the horse which has obtained the most points towards the Championship in its respective section. If a Challenge Trophy for a class is being offered in a class that has not previously been divided it shall be awarded to the first place winner with the best performance.

HU162 Pony Hunter

If a Model class is held it must be the first class held in any section.

HU163 Junior & Children's Hunter

1. If a Model class is offered, it must be in addition to the minimum number of classes required for a section rating.
2. If two or more sections are offered, horses cannot be entered in more than one section.

SUBCHAPTER HU-9 SPECIAL RATING REQUIREMENTS

See also GR901.21b, GR901.24 and Chapter GR3.

HU164 Sections Required for National Rating

1. At least five (5) "A" rated Hunter sections must be offered. One (1) Amateur Owner or Junior Jumper section offering 3 classes and at least \$800 or \$600 respectively or one (1) \$5,000. Jumper section or class at 1.20m or higher may be substituted for one (1) required "A" rated Hunter section. A High Performance Working Hunter section must be offered.
2. Divided sections count as a single section.
3. Competitions that restrict entries in the rated Hunter sections to Juniors and Amateurs may count divided sections individually, but must offer at least six (6) "A" rated hunter sections. One Amateur Owner or Junior Jumper section offering 3 classes and at least \$800 or \$600 respectively, may be substituted for one required Hunter section. If no classes for ponies are offered they may be used for two of the required sections.
4. "A" rated sections must offer an over fence class as a handy hunter. Exception Green Pony Hunter.

HU165 Sections Required for Regional I Rating

Except at National rated competitions, at least three (3) "B" rated Hunter sections (Green or Regular Conformation, Green Working, High Performance Working, Amateur Owner, Junior, Pony, or Green Pony Hunter) must be offered. One Children's Hunter or one Adult Amateur Hunter section or for any Zone whose Pre-Green Hunters are rated, one Pre-Green Hunter section may be substituted for two required "B" sections. Divided sections count as a single section.

HU166 Sections Required for Regional II Rating

Except at competitions offering "A" or "B" rated Hunter sections, at least two (2) "C" rated sections (Green or Regular Conformation, Green Working, High Performance Working, Amateur Owner, Junior, Pony, or Green Pony Hunter, Children's Hunter, Adult Amateur Hunter, Pre-Green Hunter, or Thoroughbred Hunter) must be offered. Divided sections

count as a single section. Competitions restricted to side saddle may offer a Ladies Hunter Side Saddle Section as the only “C” rated Hunter section.

HU167 Pony Hunter

1. Competitions cannot offer more than the required amount of classes for an National or Regional I section rating. If a Model class is offered it must be in addition to the minimum number of classes required for a section rating and must be held as the first class in any section.
2. “A” Rated Sections.
 - a. “A” rated Regular and Green Pony Hunter sections may be held on one or more days. “A” rated Regular and Green pony Hunter sections at Premier rated competitions must be held over two or more days. If held in one day, four (4) performance classes must be offered. If held over two or more days, four (4) or five (5) performance classes must be offered.
 - b. A minimum of \$400 prize money must be offered in any Regular Pony Hunter section. A minimum of \$250 prize money must be offered in any Green Pony Hunter section.
 - c. An “A” rated Green Pony Hunter section may only be offered in conjunction with an “A” rated Regular Pony Hunter section.
 - d. National and Premier rated competitions must and all other rated competitions may, run an over fence class as a Handy Hunter. Exception: Green Hunter Pony sections may not offer Handy Hunter classes. Obstacles in this round should simulate those found in hunt country. The course must have two changes of direction and at least one combination. Ponies may be required to trot over one lowered fence on the course. Emphasis should be placed on turns and promptness. This class may not be used as a conformation class or offered as the first class of the section. Exception Green Hunter Pony Section may not have a Handy Hunter class.
3. “B” and “C” Rated Sections.
 - a. Three (3) or four (4) classes must be offered in any “B” or “C” rated Regular or Green Pony Hunter section.
 - b. “B” rated Regular Pony Hunter sections must offer a minimum of \$100. “B” rated Green Pony Hunter sections must offer a minimum of \$50.
 - c. No prize money is required for “C” rated sections.
4. Conformation Classes.

In “A” rated sections, one over fence class must be judged 25% conformation; in “B” rated sections, one over fence class may include conformation at management’s discretion. The conformation class must be clearly stipulated in the prize list. A Model class may be offered in addition to the conformation class. If a model class is held, it is recommended that all conformation classes offered in the section will be held on the same day as the model class.

SUBCHAPTER HU-10 MEASUREMENT

HU168 General

1. Horses or ponies competing in any division, section or class where height is a requirement must be measured. Measurements will be conducted in accordance with HU169.1 below.
2. Competition Management is required to check measurement cards for horses or ponies showing in divisions, sections, or classes where height is a requirement. Management shall not provide a back number to an animal entered in such sections unless the exhibitor or his agent is in possession of:
 - a. the original or a copy of a measurement card issued by the Federation. Equine Canada measurement cards are not acceptable proof of height.
 - b. a copy of a valid measurement form.
3. It is the responsibility of each owner to possess a valid measurement card for horses and ponies showing in divisions, sections or classes where height is a requirement.

4. Failure to comply with this rule by the owner, trainer or competition will result in a charge pursuant to GR6 and GR7.
5. Competition management may, at its discretion, confirm any of the foregoing information electronically with the Federation office.
6. If an exhibitor, owner, or trainer requests a reprint of a measurement card from the Federation office after the original measurement card has been issued, there will be a \$10.00 fee for service charged to the requestor.
7. All horses and ponies that are presented for measurement of any kind are subject to drug testing.
8. Measurements must be performed by a steward and the official competition veterinarian. The official competition veterinarian must confirm the age of the horse or pony and that it was jogged and is serviceably sound. Upon the official competition veterinarian's verification of soundness, the steward's measurement is final. The steward and the official competition veterinarian shall sign the measurement form. A steward may not measure a horse or pony that is owned by a member of his family or by any of his or his family member's clients. (See GR1038.4)
 - a. Written reports of every measurement or attempt to measure must be sent to the Federation's Lexington, KY office together with the Steward's Report, or the steward will be subject to charges and penalties per Chapters GR6 and GR7.
 - b. The steward shall be either a steward officiating at the competition or a steward authorized in writing to conduct the measurement by the Federation CEO or his designee. If the official competition veterinarian is not present at the competition, or not available when on call (see GR1210.3) the measurement may be conducted by a steward and a judge officiating at the competition, or another steward officiating at the competition; however, the measurement will be for the purposes of that competition only and no measurement card will be issued. Measurement forms will be sent to the Federation, but will not be given to the owner. (Exception: Exhibitors will not be penalized by having points withheld for measurement forms that are incorrectly filled out by USEF stewards and /or competition management and/or competition veterinarians.
9. Stewards who perform measurements and other competition officials present who measure horses or ponies at a competition are responsible for their true measurement and must use the Federation approved measurement stick (See HU172). The names of the measuring stewards will be printed on the measurement card and they and other measuring officials will be subject to charges of rule violations for hearing and determination pursuant to Chapters GR6 and GR7 if it is subsequently determined that a measurement is incorrect.
10. Measurements are solely for the internal use of the Federation, its Licensed Competitions and its licensed officials in connection with competing for prizes, and do not constitute any representation or warranty regarding measurement information; accordingly, the Federation, its Licensed Competitions and its licensed officials make no representation and shall have no liability whatsoever for measurement errors.
11. Measurements must take place at a Licensed Competition in which the horse or pony is entered to compete. Once the pony or horse has been measured the measurement is effective whether or not the pony or horse does in fact compete; whether or not the pony or horse competes, it is also subject to drug testing.
12. Measurement forms received by the Federation that have inconsistencies or errors may be denied a measurement card at the discretion of the Federation. If the horse or pony is denied a measurement card, The Federation will notify the owner of the horse or pony and they must be measured before they are eligible to show.

HU169 Required Measurements

1. A horse or pony must be measured each competition year until it reaches the age of eight. Horses and ponies that are seven years and under will be issued a Temporary Measurement card designating the year measured. Horses and ponies that are eight years of age and over will be issued a Standard Measurement card which does not need to be renewed. Horses and ponies may not be measured by the same steward for their Standard Measurement Card and the card preceding the Standard Measurement card. The Federation will invalidate a Standard Measurement card that does not comply with this rule.

HU - HUNTER DIVISION

- a. Those horses and ponies that are measured (and for which a valid measurement form is received by the Federation office) in the month of December immediately preceding the calendar year in which they turn eight years of age will be issued a Standard Measurement card that does not have to be renewed.
 - b. For ponies, with the exception of ponies under eight years old, once a pony is issued a Standard Measurement card, a new card will not be issued unless the height of the pony is protested and upheld, or unless an appeal is made and the remeasurement results in the pony moving to a section other than that indicated on its current measurement card.
 - c. For horses, with the exception of horses under eight years old, once a horse is issued a Standard Measurement card, a new card will not be issued unless the height of the horse is protested and upheld, or unless an appeal is made and the remeasurement results in the horse moving to a section other than that indicated on its current measurement card.
2. All horses and ponies issued a Standard Measurement card prior to December 1, 2014 are not required to be re-measured for a Standard Measurement card.
 3. If an owner fails to present a valid measurement card or form or if Management cannot confirm the measurement electronically with the Federation at more than one (1) competition during the competition year an additional measurement fee of \$250 will be charged by the Federation for each subsequent remeasurement necessary.

HU170 Membership Requirements and Fees

Before any animal is measured the person presenting the animal must have in his possession the owner's membership number, a signed statement signifying that membership has been applied for or proof of Equine Canada membership.

HU171 Completing the Measurement Form

1. The measurement form must be filled out completely in triplicate before measurement takes place. Measurement cards will not be issued if the form is not completely filled out and legible. Exhibitors are cautioned to make sure their measurement forms are filled out accurately and completely.
 - a. It must include the name and date of the competition, the height of the animal, name, color and markings or absence thereof, sex, year foaled which must be verified by the official competition veterinarian at time of measurement.
 - b. It must include the name and address of the owner and his/her Federation membership number, if applicable, must be given. The form must be signed by the trainer furnishing the above information immediately before the animal is measured and then signed by the competition officials appointed to measure.
 - c. The trainer who signs the entry blank at the competition must provide the information that appears on the measurement form. The trainer must be 18 years or older and is responsible for the accuracy of such information and care should be taken that all is in order before signing. When the trainer signs the form he/she is certifying that all information is complete and correct. Charges of rule violation for hearing and determination pursuant to Chapters GR6 and GR7 shall result for failure of compliance with this Rule. If a measurement form is signed by a person under the age of 18 and submitted to the Federation office, the measurement will be invalid. The official completing the form must designate on the form that the owner is a current member or that the membership has been applied for (See HU170) and that the horse or pony is entered in a class at that competition. The white copy is given to the owner or trainer and the blue copy, with applicable fee, is returned to the Federation office.
 - d. No changes can be made to such information once the form is signed. Any alterations, scratch outs, or rewrites to any part of the height must be clearly indicated and initialed by the measuring officials.
2. Before an animal is measured for a measurement card, the animal must be jogged for soundness on a firm, level surface with the official competition veterinarian in attendance, and show no evidence of lameness. If found to be

lame by the official competition veterinarian, said animal cannot show at that competition and no measurement may be conducted. If an animal whose height has been protested is found to be lame by the official competition veterinarian, the measurement card will be held by the Federation and the owners must request an appeal measurement in order to reinstate the card.

3. Federation officials are not to perform “courtesy”, “trial”, or repeat measurements. Once a pony or horse is presented for measurement, the owner/agent must accept the resulting measurement.
4. The owner will retain the white copy which, when properly signed by the two officials who have made the measurement, is valid for 45 days from the time the animal is measured, regardless of age.
5. Once a foal year has been submitted to the Federation office, the original date cannot be changed without a copy of the animal's breed registration papers or a signed statement from a veterinarian certifying the animal's age.

HU172 Measurement Device

1. Federation Approved Measurement Stick.
2. A Federation approved measurement stick is a straight, stiff, unbendable stick that is equipped with a plumb bob or spirit level to make sure the standard is perpendicular to the ground and that the cross-piece or arm is parallel with the ground surface, and must be shod with metal. All Federation approved measurement sticks will be numbered, carry the Federation logo and the legend “Federation approved”.

HU173 Measurement Surface

1. The measurement surface must be level and under no circumstances should animals be measured on dirt or gravel. A level concrete slab or other paved surface is required. (Exception: the measurement surface for a junior hunter can be a sheet of plywood in good condition.)
2. If the steward determines that a suitable surface is not available at a competition, animals without a measurement card or a valid measurement form may nonetheless be measured for the purpose of competing in that competition only, and no measurement form shall be given to the owner.
3. All Licensed Competitions having divisions, sections or classes requiring measurement are responsible for providing a Federation Approved Measurement stick and a suitable surface for measurements and for failure to do so charges of rule violation shall result for hearing and determination pursuant to Chapters GR6 and GR7.

HU174 Position of Animal

1. The animal must stand squarely on all four feet in such a position that the front legs are vertical to the ground and the back of the hocks are in a vertical line with the point of the animal's quarters. The poll must be in the same horizontal plane as the withers and no lower and the head should be in a normal position.
2. A maximum of two handlers may present the animal for measurement and they must not interfere with the animal in any way that will prevent it from standing in this position nor may they have any direct physical contact with the animal that could influence the measurement, except that a handler may cover the animal's eyes.
3. The animal may be presented for measurement with or without shoes regardless of how it is shown.
4. Prior to presenting the animal for measurement it is the responsibility of the owner, and in his interest, to ensure that the pony or horse is handled properly, accustomed to the application of a measuring stick, and correctly prepared for measurement.
5. Exhibitors should make themselves familiar with the “Measurement Guidelines Brochure”, which is available from the competition steward on the reverse side of the measurement form.

HU175 Method of Measurement

With the animal in the aforementioned position, measure the vertical distance from the highest point of the withers to the ground. The cross-piece, arm or bar of the measuring device must be placed over the highest point of the withers

and no measurement taken at any other part of the animal's body will count. Additional pressure must not be applied to the cross-piece, arm or bar.

HU176 Re - Measurement

1. An owner may request a re-measurement of a horse or pony to a larger height section. Re-measurement may be done one time during a horse or pony's life.

2. Procedure:

The owner requests a re-measurement from the Federation by either letter or e-mail. The Federation issues a re-measurement permission letter to the owner. After consulting with the owner, the Federation will select the Measuring Steward and competition at which the re-measurement will take place. This letter is presented to the measuring steward at the competition. If the horse or pony measures into a larger height section, a copy of the measurement form will be given to the presenter and a new card will be issued to the owner. The original card will be invalidated by the Federation. If the horse or pony measures into a larger height section it immediately becomes eligible to show in that section. The Horse of the Year points received in the previous height section is forfeited for the current competition year. No penalties will be incurred by the original measuring steward or current trainer.

3. An owner of a horse or pony may request a re-measurement of a horse or pony to a lower height section. Re-measurement may be done one time during a horse or pony's life.

4. Procedure:

a. The owner requests a re-measurement from the Federation by either letter or email.

b. The re-measurement is conducted under the Measurement Appeal Rules (**HU179.1 and HU179.2**). Drug testing of the horse or pony may be required.

c. If the horse or pony measures into a smaller height section, a copy of the measurement form will be given to the presenter and a new card will be issued to the owner.

d. The original card will be invalidated by the Federation.

e. If the horse or pony measures into a smaller height section it will be ineligible to show in either section for ninety (90) calendar days from the date of the re-measurement. The horse or pony may compete in other divisions, sections or classes that do not have height as a requirement. The Horse of the Year points received in the previous height section is forfeited for the current competition year.

f. No penalties will be incurred by the original measuring steward or current trainer.

HU177 Protesting Height

1. An owner or trainer may protest the height of only one horse or pony competing in a class in which he is also competing. **BOD 6/30/15 Effective 12/1/15**

2. A protest questioning the height of a horse or pony showing in a division, section or class requiring measurement must be filed with the steward and must be filed at least one hour prior to the end of the competition day on which the horse or pony is showing in a division, section or class requiring measurement. Such measurement shall be conducted pursuant to HU168-HU179 rather than GR512-514.

3. The animal is required to be presented for measurement within one hour of the completion of the animal's last class on the day of the protest.

4. The animal may be presented for a protest measurement with or without shoes regardless of how shown.

5. Protest Results. If a horse or pony is found to be outside the permitted height range that is determined by the animal's measurement card (e.g. Small Hunter Pony, Large Junior Hunter, etc.), the owner forfeits entry fees and winnings for that competition. All points accumulated for Horse of the Year and Zone Horse of the Year Awards to that date are forfeited. Said animal is suspended from competing in USEF Licensed Competitions for ninety (90) days from the date of the protest and a new measurement card will be issued to the owner at the end of the suspension.

period.

- a. The current trainer and the Steward who conducted the original measurement of a horse or pony that is found to measure outside of the permitted height range that is determined by the horse or pony's measurement card may be subject to penalty by the Federation.
 - b. If the horse or pony remains in its current height section, the animal may continue to compete as before.
 - c. The decision of the measuring officials is final unless an appeal is filed with the Federation within fourteen (14) days (see HU179).
6. If a competition's steward is unable to notify an exhibitor of a protest before the exhibitor leaves the competition grounds, the protest will become void, and the steward will refund the protest fee. If a competition's steward notifies an exhibitor of a protest of an animal's height, and the exhibitor leaves the grounds before the measurement can be conducted, the protest will be filed with the Federation and an official protest measurement will be set up at the owner's expense, before the animal is eligible to compete again. In addition, charges for rule violations may be filed against the owner and trainer by the Federation CEO or his designee per GR604.
 7. The measurement card, or valid measurement form of any animal that is found ineligible for the height section in which the animal was shown must be surrendered to the competition steward who must forward it to the Federation office with his report. If the owner is not in possession of the original measurement card at the time of the protest it is the owner's responsibility to surrender all measurement cards to the Federation Kentucky office within five (5) days of the protest.
 8. The decision of competition officials is final unless an appeal is filed with the Federation.
 9. Pony and Junior Hunter measurement protests.
 - a. The identity of the protestor will be revealed to the protestee by the competition steward. At the time the competition steward receives the protest, the competition steward will explain the protest measurement process to the parties involved and answer any questions. The competition steward will instruct the protestor and the protestee that any inappropriate behavior and/or communication between parties will result in charges being filed against those parties. This is not limited to those parties directly involved in the protest. Charges may be filed against any individuals at the discretion of the competition steward.
 - b. When the animal is presented for measurement, only the following individuals may be present: The owner of the animal, two representatives/handlers of the animal being protested, the protestor, the competition veterinarian(s), the competition steward(s), and any representative of The Federation and the Federation Hunter/Jumper Pony Committee.
 - c. If an animal is protested and found to be within its height section, the animal's height cannot be protested again for the remainder of the competition year.

HU178 Federation Measurement Verification

1. The CEO of the Federation may, at his/her discretion, cause a measurement verification to be undertaken of any animal competing in a division, section or class requiring measurement at a Licensed Competition.
2. The animal is required to be presented to the steward within one hour of the completion of the animal's last class on the day of the measurement verification within the section requiring measurement. At that time, the animal will be measured or the presenter will inform the steward that the animal will be presented for an appeal measurement see HU179.5b/c. The animal's measurement card will be forfeited and the animal will be suspended from showing until it is presented for the appeal measurement. If the measurement verification is on the first day of the section, the animal may finish competing in the section or class requiring measurement. The animal will be photographed by the measurement technician on the left and right sides, front and back at the time the animal is tagged for measurement verification. The photographs will be used to verify the identity of the animal at the appeal measurement.
3. The animal may be presented to be jogged shod or unshod, prior to measurement.

HU - HUNTER DIVISION

- a. If jogged with shoes, shoes may be removed after the jog but no changes to the hoof may occur prior to the measurement.
 - b. If jogged without shoes, all changes to the hoof must be done prior to the jog but no changes to the hoof may occur after the animal has been jogged.
4. The animal may not receive or ingest any substances other than hay and water until the measurement is complete.
 5. The animal must be sound. The Official Show Veterinarian will determine age and soundness. If the animal is determined to be unsound, the measurement verification cannot be completed and the animal may not compete until an appeal measurement is completed.
 6. A Steward appointed by the Federation will perform the measurement(s).
 7. If an animal is found to be outside the permitted height range that is determined by the animal's measurement card by 1/4", the owner forfeits entry fees and winnings for that competition. All points accumulated for Horse of the Year and Zone Horse of the Year Awards to that date are forfeited. Said animal is suspended from competing in Federation Licensed Competitions for 90 days from the date of the measurement verification and a new measurement card will be issued to the owner at the end of the suspension period.
 - a. The current trainer and the Steward who conducted the original measurement of an animal that is found to measure outside of the permitted height range that is determined by the animal's measurement card may be subject to penalty by the Federation.
 - b. If the animal remains in its current height section, the animal may continue to compete as before.
 - c. The decision of the measuring officials is final unless an appeal is filed with the Federation within fourteen (14) days (see HU179.5 b and c).
 8. An animal may only be selected for a Federation Measurement Verification one time in each calendar year. Animals that are 15 years of age or older are not subject to Federation Measurement Verification.

HU179 Measurement Appeal

1. Conditions. An owner or trainer who questions the accuracy of an initial measurement or an owner or trainer of an animal declared ineligible for a division or section on account of height may appeal a measurement.
 - a. Pending the appeal of an initial measurement, the animal continues to be eligible to compete as initially measured.
 - b. With respect to animals declared ineligible as a result of a protest measurement, the animal is barred from competing in the particular height division or section for which he was declared ineligible until the measurement is performed.
 - c. There shall be only one appeal per each initial measurement, and only one appeal per each protest measurement.
2. Procedures.
 - a. The appeal must be made to the Federation office in writing within fourteen (14) days of the measurement. The Federation reserves the right to grant an appeal measurement. The request for an appeal measurement due to extenuating circumstances must be made in writing to the Federation office.
 - b. All expenses including veterinary fees must be paid to the Federation by the appellant. With respect to any appeal prior to the appeal measurement both the owner and trainer may be required to sign a waiver and consent on a form prepared by and acceptable to the Federation agreeing to the arrangements for the appeal measurement, agreeing to the administration of Lasix to the animal to aid in the collection of a urine sample for laboratory tests for Federation forbidden substances, agreeing that the appeal measurement shall be final and unappealable to a court of law, and agreeing that the owner and trainer of the animal each release and hold the Federation, and its officers, directors and licensed officials harmless from any claim whatsoever regarding the appeal measurement and respecting any measurements of the animal made prior to the appeal measurement.

- c. The Federation will select a location and time for the appeal measurement as convenient as possible. The owner or trainer must deliver the animal to the location at his own expense within 45 days of filing the appeal.
 - d. The measurement must be performed by at least two persons appointed by the Federation which shall include one veterinarian who is a member of the American Association of Equine Practitioners and one Registered steward. The officials whose measurement is being appealed cannot be part of the team conducting the measurement appeal.
3. Any animal submitted for an appeal measurement must show no evidence of lameness. If found to be lame by the examining veterinarian, the animal cannot be measured or remeasured for thirty (30) days and the appellant forfeits his deposit and any veterinary expenses incurred. Each animal submitted for an appeal measurement must be tested for drugs and medications in accordance with General Rules, Chapter GR4, GR405.
 4. Appeal of initial measurement.
 - a. If the appeal is denied the initially issued card remains in effect.
 - b. If the appeal is upheld, upon surrender of the initially issued card (if any) a new card will be issued based upon the appeal measurement; such cards remain subject to protest per HU177 of this rule.
 5. Appeals of protest measurements,
 - a. If the appeal is not upheld or the appellant fails to submit the animal within 45 days, all points accumulated for Horse of the Year Awards are nullified.
 - b. If the appeal is upheld, a Temporary Measurement card is issued to animals seven years of age and under and a Standard Measurement card is issued to animals eight years of age or over. The Temporary and Standard Measurement cards cannot be protested for the remainder of the competition year.
 - c. If the appeal is upheld, the animal will receive credit for all points accumulated including all points, prize money and trophies won at the competition where protested. *BOD 6/30/15 Effective 12/1/15*

HU180 Official Measurement

No Official Measurements will be granted for Pony Hunters, Junior Hunters, or Pony Jumpers.

SUBCHAPTER HU-11 NATIONAL CHAMPIONSHIPS

HU181 Hunter Breeding National Championships

1. In order to compete in the U.S. Hunter Breeding National Championship, the horse and owner must be recorded with the Federation and registered with USHJA on or before the first day of the competition. The owner must be an Active member of the Federation and USHJA.

2. Points for the U.S. Hunter Breeding National Championship for Yearlings, Two Year olds and Three Year olds will be awarded as follows:

Number in Class:	1st	2nd	3rd	4th	5th	6th
1		2				
2		4	2			
3-10		10	6	4	2	
11+		20	12	8	4	3 2

Points awarded for the Championship and Reserve Championship are based on the total number of horses entered in all rated classes of the Hunter Breeding section.

Total Number	Champion	Reserve
1-14	10	6
15 or more	20	12

HU182 U.S. Pony Hunter

1. Full qualifying criteria and Official Specifications will be posted on the Federation website (www.usef.org) at least 30 days prior to the start of the qualifying period.
2. This competition is designed to encourage the breeding of quality Hunter ponies and the proper basic training for them.
3. Eligibility.
 - a. The pony must be recorded with the Federation and registered with USHJA at the time of qualification and on or before the first day of the Championship.
 - b. The owner of record of the pony must be an Active member in good standing of the Federation and USHJA, i.e. ponies must be shown in accordance with GR1102 and GR1108 in order to be eligible to qualify. *BOD 1/16/16 Effective 4/1/16*
4. Points.

Model and Under Saddle Phase		Over Fences Phase (all height sections)	
1st	100	1st	250
2nd	90	2nd	225
3rd	80	3rd	200
4th	70	4th	175
5th	60	5th	150
6th	50	6th	125
7th	40	7th	100
8th	30	8th	75
9th	20	9th	50
10th	10	10th	25

Overall Top Twenty (all height sections)

Champion	400
Reserve	240
3rd	200
4th	190
5th	180
6th	170
7th	160
8th	150
9th	140
10th	130
11th	115
12th	100
13th	85
14th	80
15th	75
16th	70
17th	65
18th	60
19th	55
20th	50

HU183 U.S. Junior Hunter

1. Full qualifying criteria and Official Specifications will be posted on the Federation website (www.usef.org) at least 30 days prior to the start of the qualifying period.
2. This competition is designed to encourage and promote the basic training and development of Junior Hunters.
3. Eligibility.
 - a. The horse must be recorded with the Federation and registered with USHJA at the time of qualification and on or before the first day of the Championship.
 - b. The owner of record of the horse must be an Active member in good standing of the Federation and USHJA, i.e. horses must be shown in accordance with GR1102 and GR1108 in order to be eligible to qualify.

4. Points.

All points are based on values below. In classes that have less than 10 entries, the point values will be one-half of what is listed below.

	Under Saddle	Handy Hunter	Classic
First	100	250	250
Second	90	225	225
Third	80	200	200
Fourth	70	175	175
Fifth	60	150	150
Sixth	50	125	125
Seventh	40	100	100
Eighth	30	75	75
Ninth	20	50	50
Tenth	10	25	25

OVERALL (all sections)

Champion	500	2.0 times the classic
Reserve	300	1.2 times the classic
Third	200	
Fourth	150	
Fifth	100	
Sixth	90	
Seventh	80	
Eighth	70	
Ninth	60	
Tenth	50	

5. Zone or Regional Championships.

- a. The Chairman of each Zone may request permission of the USHJA to hold a Zone or Regional Championship section. Specifications for these championships will be posted on the USHJA website (www.ushja.org) at least 30 days prior to the start of the qualifying period. *BOD 1/16/16 Effective 4/1/16*
- b. Two or more Zone Chairmen may request permission to hold a Regional Championship section including several zones.
- c. Application must be made to the USHJA office at least sixty days in advance of the holding of the section.
- d. The location of these sections is subject to the approval of the Federation.
- e. The Championships are conducted under the same regulations as the U.S. Junior Hunter National Championship. (Exception: All points awarded are based on "AA" point values as per GR1131.5)

HU184 Amateur Owner Hunter Championship

1. The USHJA, at its discretion may choose to hold a National or East and West Championship for Amateur Owner Hunters. This competition is designed to encourage and promote the basic training and development of Amateur Owner Hunters. The Championship must be offered for the Amateur Owner Hunter 3'6 and the Amateur Owner Hunter 3'3" section. Championship(s) must be run in accordance with USHJA specifications found at USHJA.org.

2. Eligibility.

a. The horse must be recorded with the Federation and registered with USHJA on or before the first day of the Championship.

b. The owner of record of the horse must be an Active member in good standing of the Federation and USHJA, i.e. horses must be shown in accordance with GR1102 and GR1108 in order to be eligible to qualify.

3. Points.

All points are based on values below. In classes that have less than 10 entries, the point values will be one-half of what is listed below.

Placing	Under Saddle	Handy Hunter	Classic
First	100	250	250
Second	90	225	225
Third	80	200	200
Fourth	70	175	175
Fifth	60	150	150
Sixth	50	125	125
Seventh	40	100	100
Eighth	30	75	75
Ninth	20	50	50
Tenth	10	25	25

OVERALL (all sections)

Champion	500 (2.0 times the Hunter Classic Round points)
Reserve	300 (1.2 times the Hunter Classic Round points)
Third	200
Fourth	150
Fifth	100
Sixth	90
Seventh	80
Eighth	70
Ninth	60
Tenth	50

4. Zone or Regional Championships.

- a. The Chairman of each Zone may request permission of the USHJA to hold a Zone or Regional Championship section for the riders of each Zone who have won a Champion or Reserve at an "A" rated Amateur Owner Hunter division within the previous competition year.
- b. Two or more Zone Chairmen may request permission to hold a Regional Championship section including several zones.
- c. Application must be made to the USHJA office at least sixty days in advance of the holding of the section.

- d. The location of these sections is subject to the approval of the USHJA.
- e. The Championships are conducted under the same regulations as the USHJA Amateur Owner Hunter Championship. (Exception: All points awarded are based on "AA" point values as per GR1131.5). *BOD 1/17/15 Effective 12/1/15*

SUBCHAPTER HU-12 HUNTER & PONY HUNTER BREEDING

HU185 General

1. Classes will only accumulate Federation Horse of the Year Points from January 1 to November 30 of the current show year (see GR1115). (Exception: Pony Hunter Breeding will accumulate Zone Horse of the Year points.)
2. Classes must be offered as printed in the prize list. Classes may not be combined however they may be split if the number of entries warrant.
3. Ribbons in all classes must be presented to the winners while in the ring.
4. No more than one person may present a horse or pony at any one time to the judge or judges.

HU186 Hunter Breeding

1. Division of Classes. Breeding classes may be divided as to a) thoroughbred, and b) other than thoroughbred and include: Foals (colts, geldings and/or fillies); Yearlings (colts, geldings and/or fillies); Two-year-olds (colts, geldings and/or fillies); Three-year-olds; Mares (3 years old or over, with or without foal); Mares (3 years old or over, without foal but having been bred); Broodmares (with foal at foot; 50% mare and 50% foal or 75% mare and 25% foal); Stallions (3 years old and over); Stallion (with 1, 2 or 3 of get; 50% stallion and 50% get or 75% stallion and 25% get). *See also HU101.3 and GR907.2 for breed registry requirements. BOD 1/17/15 Effective 12/1/15*
2. Class Specifications.
 - a. Breeding classes are judged on conformation, way of moving, quality, substance, soundness and suitability to become or in the case of sires and dams apparent ability to produce or beget hunters. Possible inheritable conformational defects are only to be considered in the case of sires and dams or prospective sires and dams. Horses are to be judged for conformation before being walked and/or trotted. Broodmares and weanlings are to walk. Yearlings, Two year-olds and Three year-olds are to walk and trot. Horses that are not sound are ineligible for an award. Entries should be lined up in the order of preference before the ribbons are pinned. A competition may not offer more than 2 hunter breeding divisions to count for HOTY awards for any one competition. Each division must be judged by a different judge(s). The judge(s) from one section may not confer with the judge(s) from the other section until the judging is completed, exception learner judges. Learner judges may only accompany judge(s) in one section. Judges will only be in the ring when judging their division. Each division must be held separately. If available, separate areas are preferred. Additional classes and championships may be offered but will not count towards Horse of the Year points. The prize list must clearly state which classes count for Horse of the Year points.
 - b. Foals in Breeding classes may wear leather halters. All animals of yearling status and older must be shown in a bridle. Only a snaffle or straight bar bit may be used. A properly fitted in hand leather lead and chain, such as a new market or "V" shank type may be substituted for reins. A properly fitted in hand leather lead may also be substituted for reins. A properly fitted chain should be short enough to prevent the horse from getting it in his/her mouth and should never be placed over the nose or tightly under the chin.
 - c. Four classes must be offered consisting of Yearlings, Two-year-olds, Three-year-olds and Best Young Horse. Classes may not be combined. Classes may be divided by sex and/or breeding and competition management is encouraged to divide classes where entries warrant. Only these classes will count for Federation Horse of the Year Awards. A Best Young Horse class must be offered and judged as a separate class. Winners in all qualifying classes may show in the Best Young Horse class. Second place winners may return. Federation Horse of the

HU - HUNTER DIVISION

Year points will be awarded in the Best Young Horse class regardless of the number of entries.

3. Conduct. A competition may not offer more than two Hunter Breeding divisions to count for HOTY awards at any one competition. Each division must be judged by a different judge or judges, with neither judge conferring with the other concerning the judging until the divisions are completed. The prize list must clearly state which classes count for Federation points. Additional classes and division championships may be offered but will not count for Federation points.

4. Points.

a. Classes with combined age groups do not count toward the Horse of the Year Awards. Exception: Best Young Horse class. See also GR1113.

b. Points will be based on the number of horses in the class as follows:

Number in Class	1st	2nd	3rd	4th
1	1 (*)			
2	2	1 (*)		
3 -10	5	3	2	1
11 +	10	6	4	2

c. (*) If a horse which competes in a qualifying class with less than three entries becomes Best Young Horse or Reserve Best Young Horse at that competition, they will receive full points for the qualifying class (i.e. 5 pts. for 1st, 3 pts. for 2nd).

d. Points awarded in the Best Young Horse Class for the Championship and Reserve Championship are based on the total number of horses entered in all rated classes of the Hunter Breeding section.

Total Number	Champion	Reserve
1-2	2 points	1 point
3-14	5 points	3 points
15 or more	10 points	6 points

HU187 Pony Hunter Breeding

Unless the USHJA submits their Zone specifications to the Federation by August 1st of the previous year, the following specifications will apply for the Pony Hunter Breeding Division.

1. Ponies in the Pony Hunter Breeding Division are not required to have a measurement card. However, a pony may be subject to measurement by the competition steward to verify a height that does not exceed 14.2 hands.

2. Division of Classes. Foals (colts, geldings and/or fillies); Yearlings (colts, geldings and/or fillies); Two year-olds (colts, geldings and/or fillies); Three year-olds (colts, geldings and/or fillies); Broodmares (with foal at foot and/or bred with a breeding certificate); Stallions (three year olds and over); Produce of Dam (two ponies produced by the same mare); Get of Sire (two ponies sired by the same stallion). Animals shown in the Produce or Get classes must be three years of age or younger.

3. Conduct. A Competition may not offer more than two Pony Hunter Breeding divisions to count for HOTY Zone awards at any one competition. Each division must be judged by a different judge or judges, with neither judge conferring with the other concerning the judging until the divisions are completed and the cards are turned in. The prize list must clearly state which classes count for Federation Zone points. Additional classes and division championships may be offered but will not count for Federation Zone points.

4. Class Specifications.

a. Breeding classes are judged on conformation, way of moving, quality, substance, soundness and suitability to become Pony Hunters. Transmissible unsoundness is only to be considered in the case of sires and dam or prospective sires and dams. Ponies are to be judged for conformation before being walked and/or jogged. Broodmares and weanlings are to walk. Yearlings, Two year-olds and Three year-olds are to walk and jog. Ponies that

are not sound are ineligible for an award. If the section has only one judge and thus one set of points, the entries should be lined up in order of preference before the ribbons are pinned. If this is a two-judge section, with two sets of points, the entries are not lined up in the order of preference until both judges have turned in their cards. The announcer or ringmaster will line up Judge #1's entries in his/her order of preference before awarding the ribbons. After the entries have been pinned for the first judge, Judge #2's entries will line up in his/her order of preference before the awarding of ribbons.

- b. All entries may either be shown in a bridle or a leather halter.
- c. Four classes must be offered consisting of Yearlings, Two year-olds, Three year olds and Best Young Pony. Classes may not be combined. Classes may be divided by sex. Management is encouraged to divide classes where entries warrant. Only these classes will count for Federation Zone Horse of the Year Awards.
- d. A Best Young Pony class must be offered and judged as a separate class. Winners in all qualifying classes may show in the best Young Pony Class. Second place winners may return. Federation Zone Horse of the Year Points will be awarded in the Best Young Pony class regardless of the number of entries.

5. Special Rating Requirements.

- a. Classes with combined age groups do not count toward Zone Horse of the Year Awards. Exception: Best Young Pony Class. See also GR1113.

- b. Points will be based on the number of ponies in the class as follows:

Number in class	1st	2nd	3rd	4th
1 entry	1 *			
2 entries		2	1 *	
3 to 10 entries	5	3	2	1
More than 10 entries	10	6	4	2

- c. (*) If a pony that competes in a qualifying class with less than three entries becomes Best Young Pony or Reserve Best Young Pony at that competition, they will receive full points for the qualifying class (5 points for 1st and 3 points for second).

- d. Championship points are based on the total number of ponies in the rated classes of the Pony Hunter Breeding Division (Yearling, Two year-olds, and Three year-olds)

1 to 14 total entries: Champion 5 points, Reserve 3 points

15 or more entries: Champion 10 points, Reserve 6 points

SUBCHAPTER HU-13 USHJA INTERNATIONAL HUNTER DERBY,

USHJA NATIONAL HUNTER DERBY AND USHJA PRE-GREEN CHALLENGE

HU188 International Hunter Derby

1. Classes included in the member event series to be determined annually by USHJA.
2. Derbies may only be offered at USEF licensed Premier competitions, **National competitions which meet or exceed the competition standards of a Premier rating, but do not meet the prize money and/or horse entry standard requirements of a Premier rating** and competitions **that have been approved for a Special Competition status. The competition Steward must verify in their report to the Federation that the National competition met all other requirements of a Premier competition. BOD 1/17/15 Effective 12/1/15**
3. All classes involved in the USHJA Member Event Series must meet the requirements set forth by USHJA. Information on the application procedure, class requirements, judging system and course requirements is available from the Programs Department in the USHJA office. Competition management will collect and remit to USHJA the per horse entrant fee determined by the USHJA. This fee must be included in the entry fee.
4. National bonus points will be awarded to each horse's respective section as declared at the time of entry. Only

HU - HUNTER DIVISION

Juniors and Amateurs may declare for the applicable Junior or Amateur Owner section. Horses declared in Open Sections will also be awarded the value of their money won for the declared hunter section.

The point structure will be as follows:

	Round #1	Round #2	Overall/ Top 12
1st	50	50	200
2nd	40	40	160
3rd	35	35	140
4th	30	30	120
5th	25	25	100
6th	20	20	80
7th	15	15	60
8th	10	10	40
9th	7	7	28
10th	5	5	20
11th	3	3	12
12th	2	2	8

5. Prize Money must be distributed in accordance with the official USHJA Class Specifications at www.ushja.org.
6. Riders, owners, and trainers must be a current Active members of USEF and USHJA before the start of the class. Horses must be recorded with the Federation and registered with USHJA. Exception: Foreign residents and horses in good standing with their National Federation are eligible to compete in this class. However the points and/or money won will not count for any USEF or USHJA standings or awards unless they are also members of USEF and USHJA, and the horse is recorded with USEF and registered with USHJA. (See GR901.9).
7. Horses competing in this class must have an active recording to be eligible for Horse of the Year points (GR1110).
8. The prize money offered in this class does not count to determine the overall rating the competition. Exception: Premier rated competitions offering \$25,000 or more in prize money.
9. Each class must have two sets of two judges, two of which must be a "R." A team of judges may include one "R" and one "r" judge.

10. Points - USHJA International Hunter Derby Finals

	Round #1	Round #2	Overall
1st	150	200	400
2nd	140	185	370
3rd	130	170	340
4th	120	155	310
5th	110	140	280
6th	100	125	250
7th	90	110	220
8th	80	100	200
9th	70	90	180
10th	60	80	160
11th	55	70	140
12th	50	60	120
13th	45	50	100
14th	40	45	90
15th	35	40	80
16th	30	35	70
17th	25	30	60
18th	20	25	50
19th	15	20	40
20th	10	15	30

HU189 USHJA National Hunter Derby

USHJA National Hunter Derby may be offered at USEF Licensed Premier, National, Regional I or Regional II Competitions and at Competitions approved for a Special Competition Status.

1. Competing in the USHJA National Hunter Derby does not qualify a horse or rider for the USHJA International Hunter Derby Finals.
2. USHJA National Hunter Derby are open to all horses and ponies; however, distances will not be adjusted for ponies.
3. All USHJA National Hunter Derby classes must meet the requirements set forth by USHJA. Information on class procedures, class requirements, judging system and course requirements is available from the Programs Department in the USHJA office.
4. Competition management will collect and remit to USHJA the per horse entrant fee within 14 days of the competition. This fee must be included in the 10% entry fee maximum. The per horse entrant fee is \$25 at Premier, National and Special Competitions and is \$15 at Regional I and Regional II Competitions. 5. Zone bonus points will be awarded to each horse's respective hunter section as declared at time of entry. A horse may be declared in only one of the following sections at the competition: Pre-Green, Performance Hunter 3'3", Children's, Pony, Small Hunter, Junior Hunter 3'3", Adult Amateur or Amateur Owner 3'3". Only Juniors or Amateurs may declare for the applicable Children's, Pony, Adult Amateur or Amateur Owner 3'3" section. National bonus points will not be awarded. At Premier or National rated competitions zone bonus points will be awarded as follows, 1st - 75, 2nd - 60, 3rd - 54, 4th - 45, 5th - 38, 6th - 30, 7th - 23 and 8th - 15, 9th - 10, 10th - 7, 11th - 5, 12th - 3. At Regional I or Regional II rated competitions, Zone bonus points will be awarded as follows: 1st - 50, 2nd - 40, 3rd - 35, 4th - 30, 5th - 25, 6th - 20, 7th - 15, 8th - 10, 9th - 7, 10th - 5, 11th - 3, 12th - 2.

HU - HUNTER DIVISION

6. Prize Money must be distributed in accordance with the official USHJA Class Specifications at www.ushja.org.
7. Riders, owners and trainers must be current active members of USEF and USHJA to participate in this class. (See GR202). Horses and ponies must be registered with the USHJA to participate in this class. Exception: Foreign residents and horses and ponies in good standing with their National Federation are eligible to compete in this class. Money won in a USHJA National Hunter Derby will only count for any USHJA National Hunter Derby program standings or awards if the rider, owner and trainer are current current Active member of the Federation and USHJA and the horse is registered with USHJA.
- USHJA Zone Horse of the Year bonus points will only be awarded for placing in a USHJA National Hunter Derby if the owner is a current Active member of the Federation and USHJA and the horse is recorded with the Federation and registered with USHJA. For additional information and Zone residency requirements see GR1110 and GR1111.
8. No more than one National Hunter Derby may be held during a given competition.
9. The same horse may not compete in the USHJA National Hunter Derby and International Hunter Derby at the same competition.
10. Each class must have a minimum of two judges. All judges will sit together and provide one score.

HU190 USHJA Pre-Green Challenge

USHJA Pre-Green Challenge may be offered at USEF Licensed Premier, National, Regional I or Regional II Competitions and at Competitions approved for a Special Competition Status.

1. USHJA Pre-Green Challenge is open to horses of any age in their first or second year of competing over fences set at 3' or 3'3".
2. A horse which has received a pre-green reinstatement in accordance with USEF rules is allowed to compete in a USHJA Pre-Green Challenge.
3. Horses are not required to jog for soundness.
4. All USHJA Pre-Green Challenge classes must meet the requirements set forth by USHJA. Information on class procedures, class requirements, judging system and course requirements is available from the Programs Department in the USHJA office and on the website at www.ushja.org.
 - a. The USHJA Pre-Green Challenge may be held as a separate two (2) round class or competitions may utilize the last class of a Pre-Green section as the first (1st) round of the Pre-Green Challenge. At least twelve (12) horses, if available, must return for the second (2nd) round. Prize lists must specify if more than twelve (12) horses will be invited to return for the second (2nd) round.
5. Competition management will collect and remit to USHJA the per horse entrant fee along with the class results within ten (10) days of the competition. The USHJA Pre-Green Challenge entry fee is capped at ten percent (10%) of prize money offered. The per horse entrant fee will be \$15 at Premier, National and Special competitions and \$10 at Regional I and Regional II competitions. The per horse entrant fee may be added to the entry fee.
6. This per horse entrant fee is not included in calculating the ten percent (10%) entry fee maximum.
7. Zone bonus points will be awarded to the horse in the Pre-Green hunter section. However, horses may be ridden by Professionals, Juniors, or Amateurs.
8. Zone bonus points will be awarded for a USHJA Pre-Green Challenge as follows:
 - a. For a USHJA Pre-Green Challenge in which the first round is the last class of the Pre-Green Section, Zone bonus points will be awarded as follows: 1st-40, 2nd-32, 3rd-28, 4th-24, 5th-20, 6th-16, 7th-12, 8th-10, 9th-8, 10th-6, 11th-4 and 12th-2.
 - b. For a USHJA Pre-Green Challenge which is held as separate two round class, Zone bonus points will be awarded for a as follows: 1st-80, 2nd-64, 3rd-56, 4th- 48, 5th- 40, 6th-32, 7th-24, 8th-20, 9th-16, 10th-12, 11th-8 and 12th-4.
9. A minimum of \$750 must be offered when a USHJA Pre-Green Challenge is held at a Premier rated competition or

- a competition that has been approved for a Special Competition status, a minimum of \$500 when held at a National rated competition and a minimum of \$250 must be offered when held at a Regional I or Regional II rated competition. If the 10% cap is less than \$50, management may charge an entry fee up to the maximum of \$50.
10. Prize Money must be distributed in accordance with the official USHJA class specifications at www.ushja.org. Competitions choosing to pay to further places utilizing different payout percentages must state this in their prize list.
 11. A competition may choose to offer add-back prize money in addition to the prize money offered, however, the minimum required prize money must be guaranteed. If add-back prize money will be offered, this must be stated in the prize list.
 12. Riders, owners and trainers must be current Active members of USEF and USHJA to participate in this class. (See GR202). Horses must be registered with the USHJA to participate in this class. Exception: Foreign residents and horses in good standing with their National Federation are eligible to compete in this class.
 - a. USHJA Zone Horse of the Year bonus points will only be awarded for placing in a USHJA Pre-Green Challenge if the owner is a current Active member of the Federation and USHJA, the horse is recorded with the Federation and registered with USHJA. For additional information and Zone residency requirements see GR1110 and GR1111.
 13. No more than one Pre-Green Challenge may be held during a given competition and competitions have the option of offering only one (1) fence height, or both fence heights within the class. If offering only one height, it must be the 3'0" height that is offered.
 14. Two (2) judges are required for Premier rated competitions and competitions that have been approved for a Special Competition status, one of whom must hold a Registered (large R) USEF Hunter License. The second judge may hold a Registered (large R) or Recorded (small r) USEF Hunter License. Only one (1) judge is required for National rated competitions and that judge must hold a Registered (large R) USEF Hunter License; only one (1) judge is required for, Regional I and Regional II rated competitions, and that judge must hold a Recorded (small R) USEF Hunter License. Two (2) judges are encouraged when feasible. When utilizing two judges, regardless of competition rating, the second judge may hold a Registered (large R) or Recorded (small r) USEF Hunter License.
 15. When more than one (1) judge officiates, all judges will sit together and provide one (1) score.

SUBCHAPTER HU-14 LIMITING ENTRIES

HU191 Limiting Entries

Hunter sections restricting entries based on winnings must use the Federation National Horse of the Year points or prize money won, whichever is applicable, as a means of qualification for the specified time period or, alternatively, must use the greatest number of Federation National Horse of the Year points won at a specified number of competitions within a specified time period. (Exception: First Year Green, Second Year Green, Green Conformation, Regular Conformation, High Performance Hunter, Performance Working Hunter 3'6" and Performance Working Hunter 3'3" sections restricting entries based on winnings must accept 50% of the entries from the Federation National Horse of the Year points list and 50% of the entries from the Federation National Horse of the Year prize money won list. If an odd number of entries will be accepted, the Federation National Horse of the Year prize money won list will take precedence. The procedure for determining horses that qualify and their ranking will begin with the top placed horse on the Money Won standings list, then go to the top placed horse on the Points standings list, back to the second placed horse on the Money Won standings list, then on to the second placed horse on the Money Won standings list, continuing down both lists in that order until all available slots have been filled. If during this process a horse appears on either list that has already qualified, skip that horse and go instead to the next horse on the same list. Continue using this process until all slots are filled). Only points awarded in the particular section to count except in Amateur Owner,

Adult Amateur and Junior Hunter sections where points from both the younger and older sections shall be counted. If the Horse of the Year list has been exhausted and positions are still available, an alternate system may be used provided it has been published in the prize list or otherwise prior to the end of any specified time period. Whichever method is used, no other restrictive criteria can be imposed. The method chosen may be clearly stated. Management can allow the previous year's Champion and Reserve Champion or Champion to enter the section he or she was Champion or Reserve Champion in the previous year without qualifying. Management may allow the horse or pony that is leading for the respective Federation Zone Award in its Zone to enter that section.

Appendix A. Hunter Schooling Rules

1. It is important to remember that all exercise areas are different in size, type of footing, and jump material provided. Furthermore, the ability of the horse and rider must always be taken into consideration as well when deciding what is permitted and not permitted during preparation.
2. In the schooling/exercise areas during the preparation before competition, a minimum of one vertical and one oxer must be provided. The ground must be in good condition. Management must provide sufficient obstacle material. The jumping area should be large enough to provide sufficient room for the training.
3. Obstacles may be flagged, in which case they must be jumped in the proper direction. The Steward, and/or Schooling Supervisor should decide if the flags may be interchanged.
4. No one may hold a rail or touch a standard while it is being jumped.
5. All rails must be either in cups or totally on the ground (exception: one end of a cross rail may rest on the ground). Rails must be able to fall easily when hit.
6. If a rail is placed on the edge of a cup it must be placed on the far side of the cup, and is only allowed at an oxer if it does not cause the front rail to be higher than the back rail (i.e. offset).
7. Walk rails may be no higher than 12" at the highest point. A walk rail may be parallel to the ground with both ends in cups, or may have one end resting on the ground. Cross rails are NOT allowed. Ground rails are NOT permitted. Horses will approach and depart in a straight line only and may NOT be turned.
8. There may never be more than two (2) rails on the back of an oxer, with the lower rail equal in height to the lowest rail on the front of the oxer. If the oxer is flagged so that it may only be jumped in one direction, there may only be one (1) rail on the back.
9. Ground lines are not mandatory, however if they are used they must be placed either directly below the front of the jump or up to 1 m (3'3") out. If a ground line is used on the landing side of a jump, there must be one on the take off side, and it may not be any further out than the one on the take off side. If an oxer is flagged so it may only be jumped in one direction, the ground line is only permitted on the front of the oxer.
10. If a trot, canter or placement rail is used, it may not be used at a jump higher or wider than 1.30m (4'3"). If used on the take-off side, it may not be closer than 2.50m (8'2"). If used on the landing side of a vertical, it may be no closer than 3.0m (9'10"). If used on the landing side of an oxer, it may be no closer than 20' from the back rail of the oxer.
11. If guide rails are used on the landing side of a jump, the closest part of the rail must be a minimum of 3 m (9'10") from the jump. The schooling supervisor may allow a shorter distance for ponies.
12. A cross rail may be made either by itself, in which case it may not exceed 1.30 m (4'3") in height, or be below a rail at a vertical, or the front of an oxer.
13. Swedish Oxers are permitted with the following stipulations: a) no more than a 6" height difference (low to high points) for ponies, and b) no more than an 18" height difference (low to high points) for horses.
14. If an item (blanket, cooler, etc.) is laid over the rail of an oxer, it may be laid over the front rail. If there is more than one rail on the front of the oxer, the item may be laid over any of those rails.
15. The use of materials which proves dangerous is forbidden.
16. If space and available material allows and safety conditions permit, combinations may be built using correct

distances. Bounce jumps may only be used with verticals and may not exceed 1.10m (3'7") in height.

17. At management's discretion (and if local laws allow) bamboo offsets may be permitted in designated schooling areas only. Manual poling is not permitted.
18. Any action deemed not in the best interest of the horse will not be allowed.
19. The schooling supervisor's decision, after consultation with the Senior Steward, or an official competition steward's decision regarding schooling fences, or tack and equipment in the warm-up area is final.
20. The total maximum weight of equipment allowed to be added to a horse's leg, front or hind (single or multiple boots, fetlock rings, etc), is 500 grams or 17.637 ounces (shoe excluded). Failure to comply with this paragraph will incur disqualification.

CHAPTER JP JUMPER DIVISION

SUBCHAPTER JP-1 GENERAL

- JP100 Eligibility
- JP101 Horse Recording
- JP102 Horse Welfare
- JP103 Schooling
- JP104 Rating Designations for Jumper Divisions
- JP105 Officials
- JP106 Equipment and Personnel
- JP107 Prize List and Scheduling
- JP108 Prize Money
- JP109 Nominating Fees
- JP110 Show Championships
- JP111 Tack and Attire
- JP112 Starting Order

SUBCHAPTER JP-2 ELIGIBILITY, QUALIFICATION AND RESTRICTION OF ENTRIES

- JP113 Eligibility
- JP114 Limiting Entries and/or Qualifying

SUBCHAPTER JP-3 SECTION SPECIFICATIONS

- JP115 Jumper Sections/Classes Restricted by Prior Winnings
- JP116 Sections/Classes Restricted by Age of Horse
- JP117 Sections/Classes Restricted to Junior, Amateur/Owner, or Young Riders
- JP118 Sections/Classes Restricted to Children, Adult Amateur Riders, or Ponies
- JP119 U25 (25 and Under) Jumper Sections/Classes
- JP120 Open Jumper Sections/Classes
- JP121 Thoroughbred Jumper

SUBCHAPTER JP-4 LEVELS OF DIFFICULTY

- JP122 Fence Dimensions

SUBCHAPTER JP-5 COURSE REQUIREMENTS

- JP123 Jump Equipment
- JP124 Jumper Courses
- JP125 Spread Obstacles
- JP126 Combinations
- JP127 Permanent Obstacles
- JP128 Water Obstacles
- JP129 Substitution of Obstacles
- JP130 Measuring Courses
- JP131 Speed, Time Allowed, Time Limit, and Optimum Time
- JP132 Posting and Walking Courses

JP133 Judge(s) Inspection of Courses

JP134 Jump-Off Courses

SUBCHAPTER JP-6 SCORING

JP135 General

JP136 The Competition Round

JP137 Timing

JP138 Disobediences

JP139 Falls

JP140 Knockdowns

JP141 Off Course

JP142 Breaking Ties

JP143 Violations

SUBCHAPTER JP-7 JUMPING FAULTS AND SCORING TABLES

JP144 Table of Jumping Faults

JP145 TABLE II—Classes scored on Faults and Tim.

JP146 TABLE II—Classes scored on Faults Only

JP147 TABLE III—Faults Converted Into Seconds

JP148 TABLE IV—Optimum Time Classes

JP149 Special Classes

JP150 Classes Offering \$25,000 or more in prize money

JP151 FEI Classes and Classes not Covered Under these Rules

SUBCHAPTER JP-8 NATIONAL/INTERNATIONAL CHAMPIONSHIPS

JP152 Championship Qualification

APPENDIX A USEF JUMPER SCHOOLING RULES

APPENDIX B MATCH RACE

CHAPTER JP JUMPER DIVISION**SUBCHAPTER JP-1 GENERAL****JP100 Eligibility**

1. In order to compete in any Jumper classes at licensed competitions as an exhibitor, rider, trainer, or his/her agent(s), a person must be an Active member of the United States Hunter Jumper Association, Inc., or pay a Show Pass fee to the United States Hunter Jumper Association, Inc. Exception: Local Competitions, competitions restricted to a particular breed, and exceptions listed in GR901.9.
2. USHJA Horse Registrations
 - a. All horses competing in Federation non-breed restricted licensed competitions with hunter, hunter breeding, jumper and hunter seat equitation classes (except those activities enumerated in GR901.9, items 1-9) must be properly identified and must obtain a Registration Number from USHJA. A registration number for each horse must be entered on all entry forms for licensed competitions. Only one Registration Number will be issued per horse, and must remain with the horse throughout its career. Anyone knowingly applying for a duplicate Registration Number for an individual horse may be subject to disciplinary action. The Federation and/or USHJA as applicable must be notified of any change of ownership and/or competition name of the horse. Owners are requested to notify the Federation and/or USHJA as applicable of corrections to previously submitted information, e.g., names, addresses, breed registration, pedigree, or markings.
 - b. Applications for Registration Numbers can be completed online at www.ushja.org or www.usef.org using the Horse Registration application form. The Horse application form is also available from the USHJA or Federation office, or it can be downloaded from the USHJA or Federation website or from competition management. Competition management is responsible for notifying exhibitors of this requirement in their prizelist.
3. If a USEF Jumper Sub-Committee or Jumper Task Force is composed geographically, the State of a Jumper member is the one that the member resides in the majority of the year. A person may apply to the Federation for permission to represent a different State.
4. The Zone of a rider qualifying to participate on a Zone Jumper team will be determined by the rider's point state. A rider's point state shall be the state given on the rider's membership application. That address is locked on December 1 of the competition year or the first day of the rider's membership activation, whichever comes first. However, a Life member's address is always locked on December 1 of the competition year. A rider may have only one domicile which is where the rider has his permanent home and where, whenever he is absent, intends to return. The address given on the membership application must be the state where the rider is domiciled at the time of membership activation or renewal. If a rider is found not in compliance with this rule, the rider may be subject to disqualification from representing a Zone Jumper Team. A person may apply to the Federation for permission to change their point state.

JP101 Horse Recording

1. The Federation maintains records of winnings in classes at licensed competitions.
 - a. Jumpers must be recorded with the Federation in order to receive points towards any USEF or USHJA Zone or Horse of the Year awards, and to enter a USEF Show Jumping Ranking List class (Exception: Horses entered in a USEF Show Jumping Ranking List class that are owned by a member of another National Federation and, have proof, in English, of current membership in good standing of their own National Federation, GR901.9, item 9.). Any change of a recorded horse's name and/or ownership must be recorded with Federation in accordance with GR1105 and GR1107.

JP102 Horse Welfare

1. Conduct in the competition ring:
 - a. Any action against a horse by a competitor in the ring, deemed excessive by the judge, may be penalized by any one or combination of the following: official warning, or elimination from the class.
 - b. Such action(s) could include, but are not limited to, excessive or improper use of the whip, spurs, reins, rider's weight or rider's hands.
 - c. In addition, after consultation with the Competition Manager and a Competition Steward, additional penalties, including one or more of the following: the issuance of an official warning card, disqualification from competing within the upcoming 24-hour period, disqualification from the balance of the competition.
 - d. All such violations must be recorded in the Steward's Report and, if cruelty or abusive behavior is evident, a charge must be filed against the individual.
2. Conduct outside of the competition ring: Any action(s) against a horse by an exhibitor, deemed excessive by a judge, Federation Steward, Certified Jumper Schooling Supervisor or Competition Veterinarian anywhere on the competition grounds may be punished by official warning or elimination from the class. Such action(s) could include, but are not limited to, excessive or improper use of the whip, spurs, reins, rider's weight or rider's hands. In addition, after consultation with the Competition Manager and a Competition Steward, additional penalties, including one or more of the following: the issuance of an official warning card, disqualification from competing within the upcoming 24-hour period, or disqualification from the balance of the competition. All such violations must be recorded in the Steward's Report and, if cruelty or abusive behavior is evident, a charge must be filed against the individual.
3. Disqualified competitors will forfeit all entry fees for disqualified classes.
4. The imposition of any of the above penalties will not preclude additional charges being filed in accordance with GR839 Cruelty and Abuse.
5. Soundness: In a case of unsoundness sufficiently severe to be considered abusive, the judge(s) must eliminate the competitor from that class and inform the competition manager, who in conjunction with the Official Veterinarian and the Steward, will evaluate disqualifying the horse from further participation in the competition.

JP103 Schooling

1. Manual poling and use of offsets are prohibited.
2. Management is responsible for providing Certified Jumper Schooling Supervisors to supervise schooling for the Jumper warm up area of the ring offering the most prize money during that particular session during scheduled classes and warmups at Jumper Rating 5 or higher competitions. For all other Jumper warm-up areas and during scheduled classes and warm-ups, Management is responsible for providing designated individuals to supervise schooling. These individuals must have a clear view of their assigned warm up area.
3. Schooling supervisors may be individual contractors at the competition or may be official competition stewards. However, a minimum of one official competition steward must always remain available to attend to other stewarding duties.
4. The Senior Steward's (see GR1211.3) responsibility includes overseeing all schooling at the horse show, monitoring schooling conditions (including footing, sound system, and safety), monitoring proper and adequate schooling equipment (jump standards, proper taping, jump cups, safety cups, flags and proper rails, etc.), monitoring proper tack, equipment, and attire, and interfacing with management, judges and other officials as necessary. A C1 Steward or Certified Jumper Schooling Supervisor must be present in the schooling area during any Jumper class offering \$10,000 to \$24,999 in prize money. For classes of \$25,000 or more, a Registered Steward or Certified Jumper Schooling Supervisor must be appointed to supervise schooling before and during the competition. A minimum of

JP - JUMPER DIVISION

one official competition Stewards must always remain available to attend to other stewarding duties.

5. A communication device (e.g. two way radio, or walkie talkie) must be available for each Senior Steward and schooling supervisor while on duty.
6. Schooling over obstacles in any competition area is permitted only at the time designated by the Show Committee. All other schooling over obstacles is permitted only within clearly identified areas and only at times designated by the Show Committee. Schooling over obstacles in any other area of the competition ground or at any other time is prohibited.
7. Schooling areas for jumpers must contain sufficient equipment to construct at least one vertical **and** one spread fence. Standards, jump cups and safety cups must also be made available. Breakable pins such as wooden dowels are permitted when no safety cups are available. Schooling areas at competitions offering more than \$2,500 should use equipment with the same height increments and cup system used in the competition ring. *BOD 2/29/16 Effective 4/1/16*
8. The Certified Jumper schooling supervisor's or the schooling supervisor's decision, after consultation with the Senior Steward, or an official competition steward's decision regarding schooling fences, or tack and equipment in the warm-up area is final.

JP104 Rating Designations for Jumper Divisions

Competitions offering total Jumper prize money of:

Less than \$5,000	USEF Jumper Rating 1
Between \$5,000 and \$24,999	USEF Jumper Rating 2
Between \$25,000 and \$49,999	USEF Jumper Rating 3
Between \$50,000 and \$124,999	USEF Jumper Rating 4
Between \$125,000 and \$199,999	USEF Jumper Rating 5
\$200,000 and above	USEF Jumper Rating 6

JP105 Officials

1. Judges.
 - a. Jumper classes offering more than \$2,500. must have a judge of Registered status. (For classes offering \$25,000 or more, see JP105.1e and JP150.2).
 - b. A scorer in addition to the required judges may be used in any class.
 - c. In all classes with prize money of \$5,000 or more and in all classes offering \$500 or more in the main Jumper ring at USEF Jumper Rating 3 competitions or higher, a single judge may serve in no more than 2 of the following capacities: Judge, electric timer operator, or announcer.
 - d. For classes offering \$25,000 or more in prize money a total of two Federation licensed "R" judges are required, one of whom will act as official timer. A third judge is necessary in the field to score the water, if an open water jump is used; this can be a "r" judge at competitions below Rating 4. In addition, two back up timers with stop watches are required. A Registered Steward or Certified Schooling Supervisor must be appointed to supervise schooling before and during the competition.
 - e. In any ring where there is more than one judge officiating, one judge will be designated the senior judge, who will have the final decision on any rulings.
 - f. An FEI Licensed Jumper Judge is also eligible to fill any of the above positions.
2. Course Designers.
 - a. The Jumper Course Designer **must be on the grounds during the classes for which he is building. He** or his designated representative must be present **at the ring(s)** during all Jumper classes for which he has responsibility and be available to report to the judge at any time that the course is properly set for the competition. *BOD*

6/20/16 Effective 8/1/16

- b. A minimum of an 'r' license is required to officiate in any competition with a rating 2 or higher.
 - c. An 'R' license is required to officiate in any class offering \$25,000 or more in prize money.
3. Stewards.
- a. If there is only one (1) Steward at a competition with Jumper classes, he/she will assume the duties of a Senior Steward as specified in JP103, in addition to his/her normal duties.
 - b. USEF Category 1 Stewards at competitions with Jumper classes will be knowledgeable with reference to the Jumper rules, including but not limited to those pertaining to schooling, equipment, personnel, tack, attire, jumping order, heights and standards of difficulty, course requirements, breaking ties, and class requirements and specifications.
4. Certified Jumper Schooling Supervisors. A Certified Jumper Schooling Supervisor is required for each Main Arena Jumper warm-up area during scheduled classes and warm ups at Jumper Rating 5 or higher competitions.
5. Veterinarian. In reference to GR1211.4.a. every competition must have a qualified veterinarian present throughout the competition if the previous year's competition's entry number was 200 horses or greater.

JP106 Equipment and Personnel

- 1. Timing Equipment. Automatic timing equipment with a time out function must be used at competitions offering \$2,500 or more in their jumper division.
 - a. A count-down clock, indicating the remaining time available to start following the audible tone and visible to the rider, must be in use for any class offering \$2,500 or more in prize money. *BOD 1/16/16 Effective 4/1/16*
- 2. Timer Technician. For any Jumper class, a timer technician may be used to operate automatic timing equipment as long as the required number of judges is officiating. An exhibitor may not compete in any class where he or she is a family member or client of the timer technician.
- 3. Backup Timing. When automatic timing equipment is used, management must provide one person to time manually, other than the judge. Management must provide the manual timer with a stop watch with a time out feature reading at least in hundredths of a second. (Exception, JP150.2)
- 4. Manual Timing. If a competition offering less than \$2,500 in prize money does not have automatic electrical timing equipment, management must appoint at least two persons other than the judge who will jointly act as timers. Management must furnish each of them with modern stop watches with a time out feature reading at least in hundredths of a second.

JP107 Prize List and Scheduling

- 1. Class specifications. The prize list must specify for each class the Table and Section, specific height, or Standard and the speed at which the time allowed will be calculated. 382 yd/min (350 m/m) is the default speed if not listed in the prize list or competition web site.
- 2. Other requirements. The prize list must also indicate: the type of footing available in warm-up areas and competition arenas, as well as the dimensions of the competition arenas; the method of breaking ties for other than first place; the method for establishing the jumping order; and the method of determining Championships where offered. In addition, if jumper sections/classes are offered which are not covered within the definitions contained in this Rule, full specifications (including eligibility requirements) must be contained in the prize list.
- 3. Classes per Day. No more than three classes in any section may be held on any one competition day.
- 4. Scheduling. No more than two classes in different sections may be run simultaneously, and those classes must be run over the same course with the same scoring specifications.
- 5. *Dividing classes or sections during a competition. Should management choose to divide a class or section during a*

competition, they may add classes of a different fence height providing the following conditions are met:

- a. Notice is given to affected competitors at least 12 hours in advance of any added class.
- b. The fence height of the new class(es) fits within the range of Federation rules to allow for the particular section being divided.
- c. Prize money for any added class(es) or section cannot exceed the prize money offered in the original class(es) or section. *BOD 1/17/15 Effective 12/1/15*

JP108 Prize Money

1. In all classes offering more than \$500 in prize money:
 - a. the last place must at least equal the start fee.
 - b. money places must be awarded on the basis of one place for every **four** commenced starters. The original prize moneys must be distributed as printed in the prize list. If additional prize money is necessary, the money awarded to each place must at least equal the starting fee. *BOD 1/17/15 Effective 12/1/15*
2. Altering Prize Money. Competitions may not change the amount of prize money awarded in a class from that indicated in the prize list unless all conditions affecting such changes are clearly delineated in the prize list. Such conditions include, the number of entries received by what date or time that will cause change in conditions or cancellation, what entry fee will be charged in the event of a change, and the policy for refund of entry/nomination fees for competitors electing not to compete under the changed conditions. The specific division of the prize money to be distributed in the class must also be indicated in the prize list. If prize money is reduced, the entry fee must also be reduced. Exception: If there are less than eight (8) entries in a class, the provisions of GR904.4 will also be applicable.
3. Prize Money by Section. Competitions with Jumper Rating 2 or higher will, in principle, allocate their prize money according to the following:
 - a. Prize money should increase as the height, spread, and technical difficulty of the courses increase.
 - b. If a competition offers Children's or Adult Amateur and Junior or Amateur Owner classes/sections, no more than 40% of the prize money in these classes/sections should go to the lower height classes/sections.
 - c. If Children's or Adult Amateur sections are divided low and high, no more than 40% of the section's prize money should go to low.
 - d. If Junior or Amateur Owner sections are divided low and high, no more than 40% of the section's prize money should go to low.
 - e. The above applies to the prize money within sections, and also to any special classes or Classics.
4. The maximum amount of prize money allowed to be offered in a Children's and/or Adult Amateur Jumper class is \$10,000. Competitions must apply to the Jumper Committee, a minimum of 90 days prior to the start of the competition, for permission to offer more than \$10,000 in prize money.
5. For add-back classes, the base prize money (or money guaranteed by management) for a class is used to determine the requirements for that class as it pertains to attire, tack, equipment, officials, etc.
6. See GR 832.6 for Interruption of Procedure due to weather or other emergency for Jumper Classes.

JP109 Nominating Fees

Nominating Fees. A nominating fee may be charged for either the Jumper Division or for each Jumper Section, but not both. Exception: An additional nominating fee may be charged for the highest prize money class at the show. If this fee is for a class offering \$25,000 or more in prize money, the total amount of Entry and Nominating fees assessed must not exceed 2% of prize money per JP150.6.

JP110 Show Championships

1. Number of Classes. Championships are optional, but if offered, a minimum of three (3) classes must be held in the

section.

2. **Methods of Determining.** If Championships are offered, they must be decided on the basis of points won in classes throughout a section, on the basis of money won in the section, or on the results of the highest prize money class in the section, provided qualification was required for that class based on results of earlier classes in the section. The method of determining Championships must be stated in the prize list. The Competition Committee must post a score card of winnings throughout the competition where it is available to exhibitors at all times. Credit towards Championships will be given only for the first six ribbons when points are the determining factor. Ribbons have the same value even if less than the specified six places are awarded due to lack of entries. First Place...10 points, Second Place...6 points, Third Place...4 points, Fourth Place...2 points, Fifth Place...1 point, Sixth Place...1/2 point. If a competition offers Bonus Points to classes in the prize list: First Place...15 points, Second Place...9 points, Third Place...6 points, Fourth Place...3 points, Fifth Place...2 points, Sixth Place...1 point.
3. **Ties.** Ties involving Championships must remain tied, with tied horses receiving equal legs on any trophy. Exception: the bonus point class may be used to break Championship ties if so stated in the prize list.

JP111 Tack and Attire

1. **Martingales.**
 - a. Classes offered at 1.30m or below—No martingale restrictions when used in a conventional manner (see also JP111.3).
 - b. Classes offered above 1.30m (and all classes restricted to young horses)—The only martingales permitted are running martingales used in the conventional manner.
2. **Whips.** Competitors are prohibited from using a whip that is longer than 30" (75cm) while in the process of jumping or schooling over fences. A rider may not carry more than one whip. Whips that are weighted at the end are prohibited at any time.
3. **Draw Reins/German Martingales.** Draw reins and German Martingales may only be used when schooling or in classes with no prize money that are offered at 1.20m or below. Ponies may not be ridden by a Junior in draw reins or German martingales at any time. No other head set devices (chambon, etc.) are permitted in any class.
4. The total maximum weight of equipment allowed to be added to a Horse's leg, front or hind (single or multiple boots, fetlock rings, etc), is 500 grams or 17.637 ounces (shoe excluded). Failure to comply with this paragraph will incur disqualification.
5. See JP116.2 for Classes Restricted by Age of Horse.
6. **Tied Stirrups.** Any rider competing with their stirrup, stirrup leather or foot tied and/or secured in any manner, will automatically be eliminated from that class. Riding anywhere on the competition grounds with stirrup, stirrup leather or foot tied or otherwise secured is cause for disqualification, by the steward, of that rider from the subsequent class in which the rider is entered. In the case of junior or amateur riders, the steward will note the trainer name(s) on the Steward's Report and further disciplinary actions may be taken by the Federation. Exception: Devices approved by the FEI are allowed.
7. See GR801.4 for Safety Helmets and Safety Vests.
8. No mounted exhibitor may wear or carry an electronic communication device (i.e., cellular telephone, pager, walkie talkie, etc.) while in competition ring. The penalty for wearing or carrying a forbidden device if observed by the judge may be elimination from the class during which the device was worn or carried. Exception: A handicapped participant may use electronic devices if, prior to the class, he/she presents to the USEF Steward written justification from treating personnel setting forth the necessity for the equipment.
9. **Attire**
 - a. **Formal Jumper Attire.** Dark, muted or similar colored, or red (scarlet) coats are required; team or sponsored coats of different colors are also permitted; white or fawn breeches; a white tie, choker (unless the shirt, by

JP - JUMPER DIVISION

design, has the chocker built in for its intended use) or hunting stock, and a white or lightly colored shirt must be worn. Shirts must have a white collar and white cuffs. Shirts must be fastened at the neck and tucked into breeches. Boots are required. Half chaps are permitted as long as the color matches the paddock boots being worn. Members of the Armed Services or the police may wear the service dress uniform with protective head-gear. (See General Rules, GR801.2)

- b. Proper Jumper Attire. Coats of any color are required. Breeches must be light color (white, fawn or canary). Pastel and dark colored breeches are not allowed. Shirts, light in color, must be tucked into breeches and fastened at the top of the neck. Ties or chokers of any color must be worn (unless the shirt, by design, has the choker built in for its intended use). Boots are required. Half chaps are permitted as long as the color matches the paddock boots being worn.
- c. Standard Jumper Attire. Coats are not required. Breeches of any color are permitted. Shirts (polo shirts are permitted) must have collars and sleeves (sleeves may be either long or short), and must be tucked into breeches. Sleeveless shirts and shirts with exposed hoods are prohibited. Boots are required. Half chaps are permitted as long as the color matches the paddock boots being worn.
- d. In extreme weather conditions, the use of jackets, sweaters or raincoats can be allowed by management and/or permission from the Jumper Judge/s. Permission must be granted before entering the competition ring.
- e. In cases where the above requirements are not followed, the penalty will be either a possible warning (for the first offence) or elimination.

JP112 Starting Order (See also JP150 for classes offering \$25,000 or more)

1. When a starting order is used, the order in which horses are to jump must be posted in a conspicuous place, at least one-half hour prior to the start of the class. The class cannot be started prior to that time without permission of all exhibitors. The jumping order must be legible to a mounted rider. A systematic rotation of the starting list must be employed throughout the classes of a section so that a complete cycle is made during the competition.
 - a. A starting order must be used for all classes offering \$5,000 or more in prize money.
 - b. A starting order must be drawn for the highest money class in each section, unless the order is automatically established by the results of a previous class(es).
2. Establishing the Order. (Either manually or via computer)
 - a. The jumping order for the first round must be established by one of the following procedures:
 1. the horses' names are drawn individually, starting with the first position and then working down;
 2. the horses' names are listed and their positions drawn;
 3. the horses' names and the positions are both drawn;
 4. Any other system must be approved by the Jumper Committee if it differs from any of the above.
 5. The method for establishing the order must be printed in the prize list or option 1 must be used.
 - b. Multiple Rides. If the same rider has two horses drawn too close together, the order may be adjusted so that there will be a minimum of eight horses (if available) separating them. The horse drawn first will move up as far as possible in the order before the second horse is dropped down.
 - c. All horses ridden by a single rider must be ridden in the sequence that appears on the jumping order in all rounds of a competition unless class specifications call for a new order for a second round and/or jump-off. If a rider with multiple horses competes out of the drawn sequence of their horses in any class with a drawn and posted order, the remaining out of sequence horses will be eliminated, unless the out of sequence rides are approved in advance by the judge due to extraordinary circumstances. (Exception: In Table II, Sec 2(a/b) classes, riders with multiple horses may jump-off immediately or later with each horse as they choose.)
 - d. Two Sessions. In classes in which individuals are permitted to ride more than one entry, the first round may be split into two parts, with all riders riding one horse in the second part. (The first part will consist of riders' second,

third, etc., horses.) For riders with more than one entry, a draw must be done to decide which horse will go in the second part. The order for both parts of the first round will be established by a draw.

- e. Two Round Competitions. In classes with two rounds prior to the jump-off the order for the second round must be established by one of the following methods: a) the competitors return in the first round's order; b) the competitors return according to their faults in the first round, competitors with equal faults maintaining their original order; c) the competitors return according to their faults and times in the first round.
3. Jump-Off Order. Jump-off orders must be established by following one of the following procedures: a) the competitors return in the original order; b) the competitors return in the previous round's order; c) the competitors return according to their times in the first or second rounds.

Unless rules of a Table state otherwise, the starting order in the jump-off(s) must remain the same as the official starting order that is established and posted for the initial round, irrespective of any competitors who might have voluntarily moved up in the order during the initial round.

4. Moving Ahead in the Order.
 - a. To minimize delays, management may permit a rider to compete ahead of his posted order in a class.
 - b. Competitors with multiple rides; even if allowed by management to move ahead in the order, may NOT compete out of sequence per JP112.2b.
5. Accuracy of Jumping Order. It is the rider's responsibility to make sure his name or number or each of his horse's names or numbers are on the jumping order before the class begins. Failure to do so may result in elimination by management.

SUBCHAPTER JP-2 ELIGIBILITY, QUALIFICATION AND

RESTRICTION OF ENTRIES

JP113 Eligibility

1. Jumpers may be of any breed, height, or sex. (Exception: Pony Jumpers, see JP118.4)
2. Stallions. Junior riders may show stallions. (Exception: Stallions are prohibited in Pony Jumper Sections. See JP118.4)
3. Sections. Sections or Classes may be offered for Amateur Owner, Junior, Young Rider, Children, or Adult Amateur riders; and/or for Pony, Young Horse, Open Jumpers or Thoroughbred Jumper. Competitions may offer any or all sections, as well as specific Sections or Classes differentiated by specific height. (See Subchapter JP-3 for definitions and specifications for each of the sections mentioned above.) If Jumper sections are offered which are not covered within the definitions contained in Chapter JP, full specifications (including eligibility requirements) must be printed in the prize list or referred in the Prize List to a conspicuous place on the competition's website.
4. Ineligible Horses. If a horse is shown in a class for which it is ineligible, the owner will be fined \$500 for a first offense; if it is not the owner's first offense, the horse will be suspended from competing in licensed competitions for a period of three months. If the owner wishes to appeal or dispute the action taken, and gives notification to the Federation within 10 days of his/her notification from the CEO or his designee, such suspension will be deferred until the matter has been resolved following a hearing pursuant to Chapter GR6 by the Federation's Hearing Committee, whose verdict will be final.

JP114 Limiting Entries and/or Qualifying

1. Cross Entry. Unless USEF rules or the prize list restricts horses to a particular section or sections, horses may compete in another section(s).
2. Horses per Rider. If the number of horses per rider will be limited, the prize list must so state.
3. Prior Classes. Management may require horses to enter and compete in one or two classes at the same

JP - JUMPER DIVISION

competition in order to be eligible for the stake or largest money class in a section. The number of starters in this highest prize money class of a section may be limited (and/or the starting order determined), based on results of the prior class(es), provided that the system to be used is stated clearly in the prize list.

4. Restrictions on Entry.

- a. Jumper sections restricting entries based on winnings must use prize money won in the horse's respective section (i.e., Amateur Owner, Junior, Amateur Owner/Junior, and Open Jumper) during the specified time period; however for Jumper sections/or classes for which a Federation endorsed Computer Ranking List has been established, this list (as of a date indicated in the prize list) may be utilized instead of prize money won. Management may also allow the winner of the previous year's class to enter without further qualifying.
- b. Any competition wishing to set restrictive criteria for accepting entries other than as specified above may make written application to the Federation Jumper Committee, at least 120 days prior to the event, detailing the criteria being requested. The Jumper Committee will issue a recommendation for consideration by the International Disciplines Council which may approve any such application in its discretion and may condition any such approval in its discretion, and must in all instances require that there be publication in the prize list or otherwise of such restrictive criteria sufficiently in advance of the closing date of entries where appropriate, for all interested to have a fair opportunity to enter. This is a one-time requirement, and further approval is not required provided the system of qualifying does not change.

5. Elimination Trials. When the number of entries warrants it, elimination trials may be held. Elimination trial scores of the competitors eligible to compete for the final awards may be added to their respective scores in the finals with the total scores used to determine the winners, or the finals may be scored independently of the elimination trials. If the total score is to determine the winners, announcement must be made of each competitor's score in the preliminaries at the time of the finals.

SUBCHAPTER JP-3 SECTION SPECIFICATIONS

JP115 Jumper Sections/Classes Restricted by Prior Winnings

1. Organizers may offer classes or sections that restrict horses based upon money won.
2. Money won is based upon cash winnings in any jumper classes, whether or not held at a USEF Licensed Competition.
3. Responsibility for keeping an accurate account of winnings rests with the owner. Exhibitors are solely responsible for insuring that eligibility requirements are met, and rely at their own risk upon inquiries made to the Federation's office concerning the standings of their horse(s).

JP116 Sections/Classes Restricted by Age of Horse

1. Eligibility. Age restricted classes are open only to horses recorded with the Federation and in possession of Breed Registry (or other means of identification authorized by the Federation providing proof of age and identity). Proof of identity and age is required for entry in these classes.
2. Boots: Non-weighted non-performance enhancing (any boot that does anything but protect the horse's leg/ankle will be considered performance enhancing) hind ankle boots are permitted for horses entered in classes restricted to Five, Six, or Seven year-olds while in competition or preparing for the competition. No other boots are permitted for horses entered in age restricted classes during those times. Support wraps are permitted. If boots are made of rigid leather or plastic, they may only be a maximum of 6 inches/15 cm in height (excluding fleece and other protective padding). The total maximum weight of equipment allowed to be added to a horse's leg, front or hind (single or

multiple boots, fetlock rings etc), is 350g (shoe excluded).

3. Course Guidelines

a. General for all ages:

1. There should be at least two changes of direction, preferably more.
2. The first obstacle should be inviting, not difficult (i.e. no blind corners).
3. Normal distances should be used in related lines, whether straight or bending.
4. If used for the Six or Seven Year Old classes, the water jump must be in the second part of the course and jumped in the direction of the in-gate.
5. Indoor arenas: Whenever possible, obstacles should not be placed directly on the wall.

b. Five Year Old Jumpers

1. Obstacles should be inviting and not solid, i.e. no solid walls.
2. Triple combinations may not be included before July 1st.
3. Only one spread obstacle may be included in any combination before July 1st.
4. When using a Liverpool, the rails must be in the center and on Safety Cups, and the Liverpool must be used as an option.
5. A Liverpool may not be used as part of a combination.
6. The first fence and the (a) portion of any combination must be set 5cm lower than the height specified for the class.

c. Six Year Old Jumpers

1. Triple combinations may only include one spread obstacle before July 1st.
2. Water jumps may not exceed 11' (3.30m) and must use a rail over the water with a lath on the landing side. Water jumps should be in the second half of the course, and another obstacle must be offered as an option. The rail must be judged and if the lath is to be judged, it must be marked on the course.
3. A Liverpool may be not used as part of a combination.
4. If using Table II, Section 1, courses should always be built as Table II, not Table III.

d. Seven Year Old Jumpers

1. If a Liverpool is used in a combination, it may only be used as the first element.
2. Water jumps may not exceed 12' (3.60 m) and must use a rail over the water with a lath on the landing side.

4. Five-Year-Old Jumper: Open to horses with papers indicating a foaling date five years previous to the current calendar year. Horses competing in classes restricted to Five-Year-Olds may not have ever shown in Open Jumper Classes offering \$25,000 or more in prize money with fence heights of 1.25m or higher.

- a. Classes will be scored under Table II (all clears stay equal).
- b. Courses to be set at 1.00 m to 1.15 m. After July 1st courses may be set up to 1.20 m. Speed of 350 m/m.

5. Six-Year-Old Jumper: Open to horses with papers indicating a foaling date six years previous to the current calendar year. Horses competing in classes restricted to Six Year Olds may not have ever shown in Open Jumper Classes offering \$25,000 or more in prize money with fence heights of 1.35m or higher.

- a. Classes may be scored under Table II, (all clears staying equal); or Table II Section 1 or 2a, b, or c..
- b. Courses to be set at 1.20 m to 1.25 m. After July 1st, courses may be set up to 1.30 m. Speed of 350 m/m.

6. Seven Year-Old Jumper: Open to horses with papers indicating a foaling date seven years previous to the current calendar year. Horses competing in classes restricted to Seven-Year-Olds may not have ever shown in Open Jumper Classes offering \$25,000 or more in prize money held at the National or High Performance Standard

- a. Classes may be scored under Table II, Section 1 or 2.
- b. Courses to be set at 1.30 m to 1.35 m.

7. Classes for age groups may be combined and run as one class when there are less than 4 in a given age category. When classes are combined (see JP122.1.c), each age category must jump the height specified for that age

JP - JUMPER DIVISION

category. Course guidelines and class specifications must conform to those specified for the youngest age jumping in the combined class.

8. Special Competitions. Exceptions to any of the above listed conditions may be made only with the permission of the Federation Jumper Committee prior to the printing of the prize list. For complete specifications for the YJC program please refer to their website at www.youngjumpers.com.

JP117 Sections/Classes Restricted to Junior, Amateur/Owner, or Young Riders

1. Amateur Owner Jumper: A horse that is ridden by an Amateur Owner or an amateur member of the owner's family. In either case, classes are restricted to riders who are no longer eligible to compete as junior exhibitors. Leased horses are not eligible, and multiple ownership is not permitted unless all owners are members of the same family.

- a. An amateur who competes for a person outside of his/her family may not compete in a class restricted to Amateur Owners at the same competition.

Exceptions:

1. Equitation classes,
 2. Under Saddle per HU107.2.
 3. and a maximum of one (1) horse not owned by the rider or his/her family in jumper sections and a maximum of one (1) horse not owned by the rider or his/her family in hunter sections, in classes not restricted to amateur owners. (For Amateur rules please see GR1306)
- b. Dividing Classes. Sections may be offered divided by either specific height or age of rider.
- c. Level of Difficulty.

1. **1.40/1.45m** Amateur Owner classes will have courses set at **either 1.40m (4'7") or 1.45 m (4'9')**. The maximum height for the first class of this section, and for any classes in which time is the deciding factor in the initial round, is 1.40 m (4'7"). Note: Only Amateur Owner classes set at **either 1.40m or 1.45m** will be pointed toward HOTY awards in the **1.40/1.45m** Amateur Owner category.
2. **1.30/1.35m** Amateur Owner classes will have courses set at **either 1.30m (4'3") or 1.35m (4'5")**. All Amateur Owner classes set at **either 1.30m or 1.35m** will be pointed towards HOTY awards in the **1.30/1.35m** Amateur Owner category.
3. **1.20/1.25m** Amateur Owner classes will have courses set at **either 1.20m (3'11") or 1.25m (4'1")**. All Amateur Owner classes at **either 1.20m or 1.25m** will be pointed toward the **1.20m/1.25m** Amateur Owner category for purposes of HOTY awards.
4. Local competitions - no minimum course requirements and no points towards National Horse of the Year awards.

2. Junior Jumper: A horse that is ridden by an individual who has not reached his/her 18th birthday. (See GR103).

- a. Cross Entries. Cross entry into other divisions is considered to be allowed, unless otherwise stated in the prize list.

b. Dividing Classes. Sections may be offered divided by either specific height or age of rider.

c. Level of Difficulty.

1. **1.40/1.45m** Junior classes will have courses set at **either 1.40m (4'7") or 1.45 m (4'9')**. The maximum height for the first class of this section, and for any classes in which time is the deciding factor in the initial round, is 1.40 m (4'7"). Note: Only Junior classes set at **either 1.40m or 1.45 m** will be pointed toward HOTY awards in the **1.40m/1.45 m** Junior Jumper category.
2. **1.30/1.35 m** Junior classes will have courses set at **either 1.30 m (4'3") or 1.35 m (4'5")**. All Junior classes set at **either 1.30 m or 1.35 m** will be pointed towards HOTY awards in the **1.30/1.35 m** Junior Jumper category.
3. **1.20/1.25m** Junior sections will have courses set at **either 1.20m (3'11") or 1.25m (4'1")**. All Junior Jumper classes at **either 1.20m or 1.25m** will be pointed toward the **1.20/1.25m** Junior Jumper category for purposes

of HOTY awards.

4. Local Competitions - no minimum course requirements and no points towards National Horse of the Year awards.
3. If a competition divides Junior or Amateur Owner classes into three sections (1.20/1.25m, 1.30/1.35m and 1.40/1.45m), the basic height specifications of each class will determine which HOTY category the class will be pointed towards. *BOD 1/17/15 Effective 12/1/15*
4. Young Rider Jumper: A horse ridden by a young rider under the rules of the Federation. Individuals are eligible as Young Riders from the beginning of the calendar year in which they reach the age of 16 until the end of the calendar year in which they reach the age of 21.
5. Combined Sections. A section or sections combining Amateur Owner, Juniors, Amateur, and/or Young Riders may be offered.
 - a. Dividing of Combined Sections. After the prize list is published, if entries so warrant this section may be split into separate sections. Any section with fifteen or more Junior Jumper entries and fifteen or more Amateur Owner Jumper entries at the beginning of the first class must be divided, and the prize money must be doubled.
 - b. Combining of Sections. If Junior and Amateur Owner sections are offered separately in the prize list, the sections may be combined if there are eight or less entries in either section.
6. Restrictions
 - a. Any competitor that competes in an FEI Championship for Seniors (i.e. World Equestrian Games, Olympic Games, Pan-American Games, World Cup Finals) is ineligible to compete in any Junior and/or Amateur Owner Jumper class with the same horse for a period of one year.
 - b. Any competitor that competes in a CSI4* or above, a CSI-W or CSIO is ineligible to compete in a Junior and/or Amateur Owner Jumper class at that same competition. *BOD 1/16/16 Effective 4/1/16*

JP118 Sections/Classes Restricted to Children, Adult Amateur Riders, or Ponies

1. Children's and Adult Amateur Jumper: Sections are open to Junior and Amateur exhibitors. Unless the USHJA submits their Zone Specifications to the Federation by August 1st of the previous year, the specifications as shown below will apply. All USHJA zone specifications submitted by August 1st and approved by USHJA and USEF shall be enforced by USEF if not followed.
 - a. Level of Difficulty. Fence Heights to be set in accordance with JP121 not to exceed 1.15 m (3'9").
 - b. Dividing and Combining of Sections. Sections may be divided by age of rider or by horse/pony and may also be combined (Children's with Adult Amateur sections) if so stated in the prize list.
2. Adult Amateur Jumper: To be ridden by exhibitors who are no longer eligible to compete as junior exhibitors. All exhibitors must be amateurs in accordance with General Rules, GR1306 and must show USEF amateur certification.
3. Children's Jumper: To be ridden by exhibitors who have not reached their 18th birthday by December 1 of the current competition year.
4. Pony Jumper: A pony, 14.2 hands and under in height, that is ridden by an individual who has not reached his/her 18th birthday. Stallions are prohibited in Pony Jumpers
 - a. Riders. Pony Jumpers may not be ridden by an adult in any section at the same competition.
 - b. Measurement. A measurement card is required as per Chapter HU, Subchapter HU-10.
 - c. Style Award. A Rider Style Award is recommended at any competition offering three or more classes. The Style Award is to be decided by the Pony Jumper Judge(s) based on the following criteria: To be presented to the Pony Jumper Rider who exhibits the best classical jumper style of riding throughout the Pony Jumper classes. This award will not necessarily be given to the rider accumulating the most points in the Pony Jumper division.
 - d. Cross Entries. Riders competing in any Pony Jumper section cannot compete in any other sections at the same

JP - JUMPER DIVISION

competition in which they are required to jump fences higher than 1.10 m (3'7") (Exception: Children's Jumpers).

- e. Course Requirements. All entrants will compete over same heights, spreads and distances. Only the initial element of combinations may be a spread.
 - f. Level of Difficulty. 1.05 (3'5") or above as specified in Prize List. Local Competitions - no minimum height or spread, but fence dimensions must be stated in the Prize List. (Note: see USEF web site, www.usef.org, for U.S. Pony Jumper Championships Selections Procedures).
 - g. In Pony Jumper sections, to avoid over-emphasis on speed jump-offs, it is recommended that management write sections with initial class(es) scored under Table IV (Optimum Time) or as "clear round" events (all entrants without jumping or time faults remain equal); Final class(es) only to have a jump-off against the clock to determine show championship.
5. Graduated Difficulty. Competitions are encouraged to offer sections for Pony, Children, and Adult Amateur Jumpers in which successive classes within the section are at increasing fence heights (for example: first class at 1.00 m (3'3"), second class at 1.05 m (3'5"), third class at 1.10 m (3'7")).

JP119 U25 (25 and Under) Jumper Sections/Classes

1. U25 classes are open to riders from the beginning of the calendar year in which they reach the age of 16 until the end of the calendar year in which they reach the age of 25. Amateur classification is not a factor for entry into a U25 class.
2. Specifications:
 - a. U25 courses must be set at 1.40m or above.
 - b. U25 classes offering \$25,000 or more in prize money must be held at an Open Regional, Open National, or Open High Performance Standard (per JP122.4).
 - c. If a competition offers only one U25 class, it must be scored as a jump-off class.
3. U25 Overlay Class.
 - a. A U25 Overlay Class is defined as additional money specifically for U25 riders entered in an Open Jumper Class offering \$25,000 or more held at the Open Regional, Open National or Open High Performance Standard (see JP122.4).
 - b. U25 competitors are placed in the regular Open Jumper Class the same as all other entries in the class. However, in addition to the regular placement of competitors in the class, the U25 competitors will also be placed among themselves with the additional U25 prize money being distributed to those U25 competitors that placed in the original class.
4. In principle, no U25 class offering more than \$10,000 in prize money may be held within the fourteen (14) days prior to, any days during, or seven (7) days after the USEF U25 National Show Jumping Championship or the North American Junior and Young Rider Championships (NAJYRC).
5. For information on the U25 Ranking List, please refer to the Jumping page of the USEF website at www.usef.org (Disciplines/International/Jumping/National Jumping). *BOD 9/29/15 Effective 12/1/15.*

JP120 Open Jumper Sections/Classes

1. Open Jumper. Any horse, regardless of money won, is eligible to compete in this section.
2. Difficulty. The specific height (classes up to \$24,999) or standard (classes of \$25,000 or more) at which the class or section is being offered must be stated in the prize list.

JP121 Thoroughbred Jumper

1. Thoroughbred restricted classes are open only to horses that are registered with USHJA and are in possession of Breed Registry papers. Horses must have been either registered with The Jockey Club or meet the criteria below. All horse shows must require riders to verify registration on the day of the horse show through one of the following

methods:

- a. The Jockey Club Certificate of Foal Registration or a copy thereof.
 - b. The horse's lip tattoo, the horse's 5-cross pedigree and the successful tattoo lookup result from The Jockey Club's Tattoo Identification Services, (located at [www. registry.jockeyclub.com](http://www.registry.jockeyclub.com)).
 - c. If neither of the above is available, a letter from The Jockey Club verifying the horse's identity.
2. Fence Heights to be set at 1.0m-1.05m not to exceed 1.05m (3'5").
 3. Cross entry into other sections is allowed unless otherwise stated in the prize list.
 4. Championships must be offered in accordance with JP110.
 5. *Thoroughbred jumper points will tabulate in accordance with GR1133.2. BOD 9/29/15 Effective 12/1/15.*

SUBCHAPTER JP-4 LEVELS OF DIFFICULTY

JP122 Fence Dimensions

1. At Licensed Competitions the Level of Difficulty for each class must be indicated in the prize list and on the course plan. This may be shown as either
 - a. specific height in feet/inches or metric measure or a height range of not more than 5cm or 3" (i.e. 1.30m to 1.35m or 4'3" to 4'6"). If a range is indicated, fence heights may not be lower than the low height specified (except the first fence or the first element of a combination, and High Jump, Puissance, and Accumulator classes). If a range is shown, the lower height will determine how the class is counted toward HOTY awards, etc.
 - b. as one of the "Standards" defined below for classes of \$25,000 or more. Spreads must be set as noted below.
 - c. Management may choose to run a class over two different heights (not more than 10 cm of difference), permitting competitors to elect at which height to compete. The conditions for such classes must be stated in the prize list unless the two-height class results from the combining of classes due to insufficient entries (defined as less than six entries in either grouping). The steward's report must indicate any two-height class held, and the official results submitted to the Federation must accurately state at which height each entrant competed.

2. Heights:

The following fence dimensions are approximate equivalents in metric and English units:

0.70 m	= Fences 2'3" in height
0.75 m	= Fences 2'5" in height
0.80 m	= Fences 2'7" in height
0.85 m	= Fences 2'9" in height
0.90 m	= Fences 2'11" in height
0.95 m	= Fences 3'1" in height
1.00 m	= Fences 3'3" in height
1.05 m	= Fences 3'5" in height
1.10 m	= Fences 3'7" in height
1.15 m	= Fences 3'9" in height
1.20 m	= Fences 3'11" in height
1.25 m	= Fences 4'1" in height
1.30 m	= Fences 4'3" in height
1.35 m	= Fences 4'5" in height
1.40 m	= Fences 4'7" in height
1.45 m	= Fences 4'9" in height
1.50 m	= Fences 4'11" in height
1.55 m	= Fences 5'1" in height
1.60 m	= Fences 5'3" in height

3. Width:

- a. All courses require a minimum of three obstacles in which the spread exceeds the height by 5 cm (2") up to 15 cm (6"). (See JP124.7)
 - b. Triple Bars may be up to 30 cm (12") wider than the height listed.
4. Standards: Any class offering \$25,000 or more in prize money must be offered at one of the three standards delineated below: Regional, National, or High Performance. Heights alone do not apply to these classes and the standard must be clearly stated in the prize list. Competitions must apply to the Jumper Committee for permission to offer \$25,000 or more in prize money in any class if it does not meet one of the following:
- a. Open Regional Standard: 1.35m - 1.40m with spreads to 1.55m, excluding Triple Bar and Water Jump. At least 6 Verticals and 4 Oxers must be set at 1.40m. The maximum spread for the Triple Bar is 1.85m, and the maximum spread for the Water Jump is 3.60m.
 - b. Junior, Amateur Owner, or Young Rider Regional Standard: 1.25m - 1.30m with spreads to 1.45m, excluding Triple Bar and Water Jump. At least 4 Verticals and 4 Oxers must be set at 1.30m. The maximum spread for the Triple Bar is 1.65m, and the maximum spread for the Water Jump is 3.60m.
 - c. Open National Standard: 1.40m - 1.50m with spreads to 1.70m, excluding Triple Bar and Water Jump. At least 4 Verticals and 2 Oxers must be set at 1.50m*. The maximum spread for the Triple Bar is 2.00m, and the maximum spread for the Water Jump is 4.00m. *If conditions warrant, the Course Designer after consultation with Management and Judges, may use a 5cm variance up or down for these 6 required efforts.
 - d. Junior, Amateur Owner, or Young Rider National Standard: 1.35m - 1.40m with spreads to 1.60m, excluding Triple Bar and Water Jump. At least 4 Verticals and 3 Oxers set at 1.40m. The maximum spread for the Triple Bar is 1.80m, and the maximum spread for the Water Jump is 3.90m
 - e. Open High Performance Standard: 1.45m - 1.60m with spreads to 1.80m, excluding Triple Bar and Water Jump. At least 2 Verticals must be set at 1.60m, and at least 4 Oxers must be set at 1.50m+*, excluding Triple Bar and Water Jump. The maximum spread for the Triple Bar is 2.20m, and the maximum spread for the Water Jump is

- 4.50m. *If conditions warrant, the Course Designer after consultation with Management and Judges, may use a 5cm variance up or down for these 6 required efforts.
- f. Junior, Amateur Owner, or Young Rider High Performance Standard: 1.40m - 1.50m with spreads to 1.70m, excluding Triple Bar and Water Jump. At least 4 Verticals and 2 Oxers must be set at 1.50m. The maximum spread for the Triple Bar is 2.00m, and the maximum spread for the Water Jump is 4.20m.
5. Conforming to Level of Difficulty. (Does not apply to the Standards listed above in JP121.4 except as noted above by *). 60% of the fences in the first round of a class must be set at the required height indicated, and the remaining 40% within a two-inch (5 cm) variance; water jump, first fence on course, and first fence of a triple combination excluded and are not part of the 60%. (Exception: Gambler's Choice/Top Score, Derbys, and classes 1.50 m and above).
6. Changing the Level of Difficulty from that published in prize list. The height at which a given competition is held may be altered from that listed in the prize list with the joint approval of the Course Designer, Judges and competition management; only in the case of inclement weather, or unsafe conditions. Changes in the height for any other reason may be done ONLY with the prior written consent of the majority of competitors in the class. See GR832.6 for class postponement due to weather conditions. All changes MUST be specifically noted in the Steward's report for the competition. For Standards, see JP150.
7. Certifying the Level of Difficulty. Classes of \$25,000 or more must be certified by the following: A course plan showing the actual heights and spreads of all the fences, signed by the Course Designer and the Senior Judge, must be given to the Senior Steward to include with his report to the Federation. If the class is held at a different standard than that listed in the prize list, the Steward must certify in his report that the requisite rules and procedures of JP122.6 were correctly followed.

SUBCHAPTER JP-5 COURSE REQUIREMENTS

JP123 Jump Equipment

1. Rails and other parts of the obstacles are held up by supports (cups). A rail must be able to roll on its support; in this case the support must have a depth of 18 mm (.7") minimum and a depth of 30 mm (1.18") maximum. For planks, gates, etc. the diameter of the supports must be more open or even flat, but not deeper than 1/2".
2. Jump Cups.
 - a. Any licensed competition must use FEI-approved Safety Release Cups for the back pole of all spreads in every jumper class.
 - b. Standards, jump cups and safety cups must be available for use in all schooling/warm-up rings. If used in the competition ring, pins must be made of rigid or unbreakable material.
 - c. Breakable pins such as wooden dowels are permitted in the schooling/warm-up ring when no safety cups are available.
 - d. Breakable pins are prohibited in the competition ring.
 - e. For information on sources for obtaining FEI approved cups, contact the Jumper Department at the Federation.
3. Rails. Rails must be at least eight feet long.
4. Flags. All obstacles must be both flagged and numbered at competitions offering over \$2,500 in the Jumper Division. When flags are used at obstacles, they must be placed at the outside extremities of the elements to be jumped, the red flag on the right, white on the left.

JP124 Jumper Courses

1. The term Obstacles refers to either single obstacles or combination obstacles. All obstacles are numbered numerically. Combination obstacles are those consisting of two or more jumping efforts, as indicated with the letters "A," "B," "C," etc. Faults are accrued at all parts of a combination obstacle. The total number of Jumping efforts on a

JP - JUMPER DIVISION

course includes each single obstacle and each part of any combination obstacles. Obstacles for jumping competitions may consist of any of the following: verticals, oxers, triple bars, combinations, water jumps, ditches, banks; as well as variations such as liverpools, fans, etc. Combination obstacles consist of two or more separate jumping efforts. For purposes of determining the minimum requirements in various jumping competitions held under USEF rules, the total number of jumping efforts will be the determining factor.

2. Height or Standard. All courses must be accurately set according to the Height or Standard published in the prize list.
3. Identical Courses. No two courses in any section may be identical. (Exception: Local Competitions).
4. Obstacles. Obstacles should be attractive, varied and appropriate to their setting. They and/or their components must be capable of being knocked down and should be neither so light or poorly supported that they fall at a slight touch, nor so heavy or firmly supported that they can hardly be dislodged. In principle, the resistance to shock should be approximately the same for all obstacles on the course.
5. Gates. All suspended elements (i.e., gates, panels, etc.) must be hung not more than 10 cm (4") from their top edges.
6. Number of Jumping Efforts. Every course must contain a minimum of ten jumping efforts. Exceptions:
 - a. jump-off courses,
 - b. High Jump,
 - c. Six Bar.,
 - d. Puissance
 - e. Table II Sec2.c (see JP145.3d)
7. Ratio of Spreads. At least three out of the first eight jumping efforts must be spreads. (Exceptions: Same as 6 above). For each additional four jumping efforts, one must be a spread.
8. Start and Finish Lines. A start line must be established at least 3.65 m (12') from the first obstacle and a finish line at least 7.30 m (24') from the last obstacle, each indicated by two markers at least 3.65 m (12') apart.
9. Change of Direction. There must be at least one change of direction in every course including jump-off courses. (Exception: Puissance, Six Bar and High Jump.)
10. Combinations. At least one combination must be included in every course. (Exception: Combinations are prohibited in Puissance, High Jump, Fault and Out Time classes and classes scored on faults and time with choice of course. Combinations are optional in Jump-offs and classes held below .95 m (3'1") and in classes at Local Competitions.)
11. Permanent Obstacles. Competitions offering more than \$2,500 are encouraged to include banks, ditches and water jumps in their courses.
12. Single Rails. An obstacle composed of a single rail must not exceed 4'3" in height.
13. Crossed Rails. Double crossed rails (i.e., two pairs of crossed rails, with a spread between them) are prohibited, and care should be exercised in constructing single crossed rails to prevent abnormal difficulty.
14. Brush Obstacles. Brush obstacles must have a clearly visible rail placed above or beyond them.

JP125 Spread Obstacles

1. Definition. A spread obstacle is an oxer, a triple bar, Liverpool, or a water jump with a width dimension. All courses require a minimum of three obstacles in which the spread exceeds the height by 5 cm (2") up to 15 cm (6"). (Exception: Puissance, Six Bars and special classes.) Refer to JP122.7 for required number of spreads.
2. Measurement. Spread obstacles are measured from their two outermost top extremities on a line parallel to the ground.
3. A solid element (i.e., coop, wall, etc.) may not be used as part of the further-most element. Only straight rails (not curved), may be used on the back of spread obstacles. Only a single rail may be used on the middle or back of a spread unless the lack of a second rail would leave an excessive gap between the top of the front element and

later elements. Standards in which the rail rests on the top of the post are prohibited.

JP126 Combinations

1. Definition. A double, treble, or multiple combination is composed of two, three or more obstacles with a maximum inner distance between them of 39'5", which must be taken in two, three or more successive jumps. The distance is measured from the base of an obstacle on the landing side to the base of the next obstacle on the take-off side. Any obstacles with 39'5" or less between them must be designated as a combination by numbering them with a single number and the use of A and B or A, B and C, or A, B, C, and D.
2. Pony Jumpers. In Pony Jumper classes, only the initial element of combinations may be a spread.

JP127 Permanent Obstacles

1. Closed Combinations. Banks and sunken roads (Pulvermans) may be regarded as double, treble, or multiple, open or closed. The course designer must decide before the competition whether the obstacle is to be considered as closed or open, and this must be clearly specified on the plan of the course. (Note: Any completely closed obstacle or part of an obstacle in which a competitor, having jumped the first part, may not exit without jumping out or down should be designated as 'closed.')
- Each part must be jumped separately and faults are penalized separately. In the event of a disobedience inside a closed portion, the rider does not exit to re-jump the prior portion. The knockdown of a flag taking the place of a standard is scored. Any combination obstacle which is not described as closed on the plan of the course is considered an open combination.
2. Bank Jumps. A bank which has no associated obstacle or only a single rail may be taken in one effort without incurring penalty.

JP128 Water Obstacles

1. General: A water obstacle is a jump which requires a horse to jump over water. A water obstacle may be used as an open water jump, a rail over a water jump, or as a liverpool.
2. Open Water Jump
 - a. Definition: An open water jump has no obstacle in front (except as noted in .5 below), in the middle, or behind the water.
 1. An open water jump must have a minimum width of 4.90 m (16') at the face.
 2. The water must have a minimum spread with at least 2.45 m (8') spread and must be dug into the ground.
 3. The deepest point is determined according to a maximum rise of 5 cm (2") per foot of length which may not exceed 4.70m (15').
 4. When a concrete or metal water jump is used a secure mat at least 1 cm (1/2") thick must cover the entire obstacle.
 5. An obstacle with a minimum height of 40cm and a maximum height of 50cm, must be placed on the take-off side. Although counted in the calculation of the total width, these elements are not part of the obstacle and displacing them or knocking them down is not penalized.
 6. A white strip of wood (lath) or plasticine (which maybe a color that contrasts to the footing), approximately 10 cm (4") wide, must be used and should be placed as close to the water line on the landing side as possible. Several spare laths or pieces of plasticine must be provided so that when the lath or plasticine has been marked by a horse it is replaced.
 7. In classes of \$50,000 or more, plasticine must be used.
 - b. Scoring:
 1. Whether a lath or plasticine is being used, only a mark from the horse's hoof on the lath or plasticine, or a foot in the water is penalized; touching the lath or plasticine with the fetlock joint or boot is not.
 2. The limits must be clearly marked both on the take-off and the landing sides with visible flags. Flag poles

JP - JUMPER DIVISION

must not be made of metal or unbreakable material and must be 6' to 8' in height.

3. The knockdown of a flag marking the limits of an open water jump will not be penalized.
4. Judges should stand at a position between the take-off and landing side, and not directly parallel to or beyond the landing lath, thus providing a good view of the lath and water.

3. Rail Over Water Jump

- a. Definition: A water obstacle may have one rail no higher than 1.00 m (3'3") over it. The rail must never be placed behind the center point and approximately 1/3 from the front is preferable. When the obstacle is built in this manner, extreme care must be taken not to create an optical illusion to the horse with a large gap between the take-off element and the rail, or of the lath and the rail appearing to produce a false ground line.
- b. Scoring: When used in the manner described above, the rail and the lath, or only the rail may be judged. When only the rail is being judged, a foot in the water is not penalized. However, whenever the lath is being judged, a foot in the water is always penalized. The method of scoring must be indicated on the course diagram.

4. Liverpool

- a. Definition: A Liverpool is an obstacle built with water. The water may be used under, in front of or behind an obstacle (vertical or oxer). When used in this manner, the total width of the obstacle (including the water), may not exceed 2m. A vertical jump may be built over the center of a 3m or less water (up to a 3.60m water in 1.60m classes only). The rails may not exceed 1.50m in height and must be placed in safety cups.
- b. Scoring: In all cases only the rail is scored.

JP129 Substitution of Obstacles

When one or more of the original obstacles is sufficiently damaged to become unusable while a class is in progress and no duplicate is available, a Competition Committee must substitute obstacle(s) which approximate as nearly as possible the original obstacle(s).

JP130 Measuring Courses

1. Measurement. Accurate measurement of courses is essential. Courses must be measured with a measuring wheel similar to those used by public utilities, by a measuring tape, or by computer or planimeter with the course laid out on an accurate scale drawing of the ring.
2. All courses must be measured as described in 1. above at competitions offering over \$2,500 in the Jumper Division. The judge should assure that the course has in fact been properly measured and the time allowed calculated according to the speed listed in the prize list.

JP131 Speed, Time Allowed, Time Limit, and Optimum Time

1. Calculation. The Time Allowed to complete the course should be calculated from an actual measurement of the course's length for all rounds and jump-offs. However, if the number of turns on the course or the size of the ring suggests that the calculated Time Allowed may prove unfair in practice, speed may be adjusted prior to the start of the competition.
2. Speed. The Time Allowed is based on a minimum speed of 350 meters per minute (382 yards per minute) 328 m/m (360 yd/min) for Pony Jumpers, or in very small or indoor arenas. If a speed other than 350 m/m (382 yards per minute) is to be used, it must be printed in the prize list. Where the arena size is 5,000 square meters or more (approximately 55m x 90m [180ft x 300ft]) the maximum speed to be used for any division shall be 375 meters/min. In arenas of less than 5,000 square meters the maximum speed to be used shall be 350 meters/minute.
3. Reference Times. The Time Allowed must be announced and posted prior to the start of the class. After the first competitor has completed his round, the Time Allowed and the competitor's time should be announced. In cases where an electronic read out board is not visible to riders in the in-gate area, the reference times for the first three

riders should be announced.

4. Adjustment of the Time Allowed. The Time Allowed may be adjusted at the sole discretion of the Judge(s), if they feel it is inaccurate, but only after consultation with the course designer. However, the time allowed may only be adjusted once during the early rounds of a given competition, never later than after the third competitor to complete the course without a disobedience or if any of the first three take more than 45 seconds to cross the start line. The time allowed can never be lowered so that time faults will be awarded to any previous competitor that has started the course within the 45 seconds and completed the course without a disobedience.
5. Time Limit. The 'Time Limit' is defined as double the Time Allowed.
6. Optimum Time. For classes scored under Table IV the optimum time is defined as 4 seconds less than the Time Allowed.

JP132 Posting and Walking Courses

1. Time for Posting. Courses must be posted at least one-half (1/2) hour before the scheduled time of the class. Classes may not be started prior to that time without permission of all exhibitors.
2. Course Plan. The plan or diagram of the course, including the Speed, Time Allowed, length of course, start and finish, and jump-off course, must show the obstacles which must be jumped with the order indicated by number. Apart from this, unless designated by the course designer by the use of a solid line between obstacles on the course plan, the rider is not bound to follow a compulsory track. An arrow is used to indicate the direction in which each obstacle must be jumped. Closed combinations and option fences must be clearly marked. For all classes of \$25,000 or more, the posted course plan must include the height and spread of each obstacle.
3. Walking the Course. A competitor cannot enter the arena until course and judge are ready. However, riders may be permitted to inspect the course on foot prior to commencement of the class at management's discretion.

JP133 Judge(s) Inspection of Courses

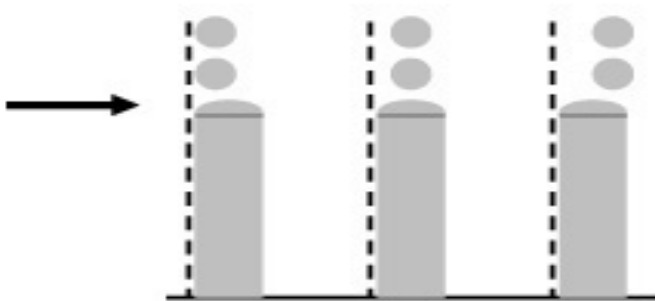
1. The judge should assure that the course has been properly set according to specifications indicated in the prize list, and that it has been measured and the Time Allowed calculated properly, and call attention to any errors that would result in unfair or inappropriate courses. The judge should also ensure that any or all obstacles have been appropriately reset after disruption of any kind during the competition. For all classes of \$25,000 or more, the Senior Judge must physically inspect the course to ensure that the obstacles are set at the correct dimensions (Standard) as stated in the prize list.
2. At Licensed Competitions when no licensed course designer is present, stated dimensions of height and width indicated in the prize list may be altered, according to all provisions of JP122, only when requested by the judge.

JP134 Jump-Off Courses

1. Obstacles. Jump-offs are held over obstacles from the original course that may include obstacles not included in the initial round. In a jump-off, any sequence of obstacles in either direction may be employed. Obstacles may be raised, lowered, broadened or narrowed. In Table II Sec. 2(b) classes, it is recommended that course designers incorporate at least two new obstacles set at jump-off height. There must be at least one change of direction.
2. Number. Courses may be shortened after the first round and must be shortened if there is more than one jump-off. (Exception: Six Bar classes.) The jump-off course may not be shortened to less than six jumping efforts and must include at least one vertical and one spread obstacle. Exceptions:
 - a. Puissance classes.
 - b. Table 2.IIc (see JP145.3d)
 - c. Table 2.IId (See JP145.3e)

JP135 General

1. Jumpers are scored on penalties incurred between the starting line and finish line. A competitor, after receiving the signal to begin his/her round, is not being scored until crossing the starting line in the proper manner Exceptions: JP136.1d and JP144.8.; Also penalties apply for late falling rails:
 - a. after crossing the finish line but before leaving the ring, or
 - b. before the tone sounds for the start of the next round.
2. Penalty faults include disobediences, falls, knockdowns (while in the process of jumping an obstacle) and time penalties. No more than one penalty may be scored at each attempt. If an obstacle is knocked down or displaced for any reason other than it was caused by jumping or an attempt to jump, no penalty is incurred.
3. Verticals. When an obstacle is composed of several elements in the same vertical plane, a fault at the top element is the only one penalized.
4. Spreads. When an obstacle to be taken in one effort is composed of several elements not in the same vertical plane (i.e., oxer, triple bar, etc.) faults at more than one element are penalized only once. Judges must pay attention when a rail is placed over or slightly behind a standing element. This could result in confusion in scoring and exactly how it will be scored must be determined by the judge(s) before the class begins.



5. Combinations. In combinations, the faults committed at each element are scored separately. In case of refusal or run-out at one element of a combination (and upon the judge's signal that the obstacle has been reset, if necessary), the competitor must re-jump the entire combination. (Exception: Closed obstacles).
6. Broken Equipment. In cases of broken equipment or loss of shoe, the rider must continue if he wishes to avoid penalty, or may retire.
7. Setting a Standard. After the first round of the first class in any section, management or the judges may order a competitor from the ring when it becomes evident that their performance prohibits them from being in the ribbons.
8. Courtesy Fence. An eliminated competitor has the right to make one attempt to jump an additional single obstacle, which the judge(s) may designate, but may not continue thereafter. (Exception: The right to attempt an additional obstacle does not apply to Fault and Out classes or in the case of the fall of the horse or rider.)
9. Exiting the Arena. Any competitor who does not leave the ring promptly at the end of the round or after being eliminated is liable for a fine of up to \$100 payable to The Federation, and may be disqualified from future classes during the competition at the discretion of the judge(s). Any competitor at the end of his/her round who does not leave the arena through the designated gate(s) (e.g. jumping out of the arena), is eliminated.
10. Outside Assistance. Riders receiving physical assistance from outside the ring (i.e., lunge whips, etc.) while on

course will be eliminated. (Note: This does not apply to riders between rounds in Table II Sec. 2(b) or Table IV Sec. 2(b) competitions provided the rider begins his jump-off within the limits of JP136.)

11. **Jumping Obstacles Not Part of the Course.** Under penalty of elimination and possible fine (not to exceed \$250 made payable to the Federation), any obstacle in the arena which requires a jumping effort, whether flagged or not, may not be jumped by a competitor at any time while in the arena except as it may constitute a part of the current competition. Exception: Natural obstacles, which are not numbered and flagged, may be jumped unless specifically crossed off in the field or noted as crossed off on the course plan by the course designer, after consultation with the judge(s). [Questionable items in arena that will be scored may need to be pre-determined by the judges and so noted and announced prior to start of class.]
12. **Obstacle Not Properly Set.** If a competitor jumps an obstacle that has not been reset, or has been reset improperly, due to it being downed by a previous competitor, the weather, or some other factor, the competitor receives no penalty. However, if the competitor knocks down the obstacle he will be penalized accordingly.
13. **Competed.** A competitor is considered to have competed only after he has entered the ring, and received the signal to start. Competitors who are unable to complete the first round of a competition have no right to any prize, with the exception of Fault & Out, Gamblers Choice or other classes with special rules with requirements as to the finish.
14. **Failing to Complete.** A competitor failing to complete a particular round shall have the reason recorded on the judge's card as follows:
 - a. **Withdrew (WD), or did not start (DNS)** indicates that the competitor failed to enter the arena within one minute of being called. The time for entering the ring must be enforced by management. To prevent unfairness to an exhibitor, management may extend the time for entering the ring.
 - b. **Retired (RT)** indicated that the competitor voluntarily retired prior to completing their round.
 - c. **Eliminated (E or EL)** indicates that during their round the competitor was eliminated by the judge for any of the various reasons indicated in these rules.
15. **Points Not Covered in Rules.** Judges have the authority to make decisions on any point not covered in the rules applying to class procedure, scoring, and conduct affecting a class under their jurisdiction.
16. **A protest may not be made against a judge's decision occurring in the competition ring, provided it is not in violation of Federation rules. Decisions such as, but not limited to:**
 - a. **Where the decision is based on a factual observation of performance during a class; whether an obstacle was knocked down; whether a horse was disobedient; whether a horse refused at an obstacle or knocked it down while jumping; whether a rider or horse has fallen; whether a horse circled in a combination or refused or ran out; the time taken for the round; whether an obstacle was jumped within the time; and/or whether, the particular track followed by a rider caused him to incur a penalty under the applicable rules.**
 - b. **The Elimination or Disqualification of a horse for soundness reasons.**
 - c. **The Elimination or Disqualification of a rider for medical reasons/fitness to compete.**
 - d. **The imposition of a Warning without additional penalties or of a Yellow Warning Card.**
 - e. **Elimination and/or Disqualification during an event. BOD 1/16/16 Effective 4/1/16**

JP136 The Competition Round

1. **Starting and Finishing.** In order to receive a score other than "Withdrew (Did Not Start)," "Retired," or "Eliminated":
 - a. The horse must cross the start line between the markers in the proper direction with the rider mounted. Passing through the starting markers in the improper direction before starting, does not incur penalty. Competition Management and/or the judge(s) may permit or disallow a rider to lead a horse into the ring prior to mounting.
 - b. The horse must cross the finish line between the markers in the proper direction and with the rider mounted.

JP - JUMPER DIVISION

(Exception: Fault and Out or other classes with special rules regarding the finish)

- c. The horse must jump all of the required fences between the start and finish markers.
 - d. The horse must not resist for 45 consecutive seconds or take more than 45 seconds to jump the first obstacle after the time of the round has begun or take more than 45 seconds to jump the next obstacle on course.
 - e. The horse must not be eliminated for other prohibited actions that might occur while the horse is in the competition arena. (Exception: Fault and Out classes.)
2. Entering the Arena. Failure to enter the ring within one minute of being called incurs elimination. The time limit for entering the ring must be enforced by management. To prevent unfairness to an exhibitor, management may extend the time limit for entering the ring.
3. Time to Start. A competitor will have 45 seconds from the time the judge(s) sound an audible signal to cross between the start markers in the proper direction and start on course. If a competitor does not cross through the start line within the allotted time, the time on course will start when the allotted time expires. A count-down clock visible to the rider must be in use for any class offering \$2,500 or more in prize money.
4. Use of Audible Signal. An audible signal (bell, horn, whistle, gong or buzzer) is sounded for the following purposes:
- a. to give the signal to start;
 - b. to stop a competitor in the event of an unforeseen incident (which also designates a time-out);
 - c. to interrupt the 45-second period which a rider has to begin the course in the event of an unforeseen incident;
 - d. to indicate that an obstacle has to be reset before being retaken after it has been knocked down during a refusal (designating a time-out);
 - e. to give the signal for a competitor to continue his round after an interruption. See JP137.2 and .3.
 - f. to indicate by repeated and prolonged ringing that the competitor has been eliminated; and
 - g. to indicate that the rider should not proceed to the jump-off round in a Table II Sec. 2. (c) class, or a Table IV(c) class.

JP137 Timing

1. Starting & Stopping. Time is taken from the instant the horse's chest reaches the start line, or upon the expiration of 45 seconds following the sounding of the audible tone, until it reaches the finish line. The Judges have the right to interrupt the 45-second countdown if unforeseen circumstances occur and, if the welfare of the horse is involved, temporarily excuse the competitor, allowing him to return at a later period in the class. Disobediences, falls, etc., occurring between the signal to start and the moment the competitor crosses the starting line in the correct direction, are not penalized.
2. If a rider stops to fasten his chin strap, he must indicate to the judge that there is an issue with his chinstrap. **The rider is not penalized for halting to refasten the chin strap, but the clock will not be stopped. BOD 1/17/15 Effective 12/1/15**
3. If as a result of a disobedience a competitor displaces or knocks down any obstacle or a flag marking the limits of the water jump, of a natural obstacle or in all cases where the nature of the obstacle is changed by knocking down the flag, the tone is sounded and the time is stopped until the obstacle has been rebuilt. When the obstacle has been rebuilt, the tone is sounded to indicate that the course is ready and that the competitor can continue the round. The competitor is penalized for a refusal and a time correction of 6 seconds is added to the time taken by the competitor to complete his round. The time is restarted at the moment when the horse leaves the ground at the obstacle where the refusal occurred.
4. Additional Time Out.
 - a. If a rider is forced to hold up **and the time stopped** while a fence is being rebuilt due to it being knocked down or displaced for any reason other than it was caused by jumping or an attempt to jump, no penalty is incurred and 6 seconds is not added to their time. **After the fence is rebuilt, the tone is sounded, and the time is restarted when**

the rider is as close as possible to the place on the course when the time was stopped.

- b. If a knockdown occurs following a refusal, but not as a result of the refusal, the time is stopped and the fence is rebuilt. No additional penalty is incurred and 6 seconds is not added to their time. Once the fence has been rebuilt, the tone is sounded and the time is restarted no matter where the rider might be on the course. *BOD 1/16/16 Effective 4/1/16*
5. If a disobedience with the knock down in .3 occurs at the second or subsequent part of a combination, the time is restarted when the horse leaves the ground at the first element of the combination. Elements knocked down preventing a horse from jumping the next obstacle must be removed, even if time must be taken out for this purpose.
6. On Course. After the signal to start has sounded, a competitor must pass through the start markers in the proper direction to be considered on course. (See JP135.1)
7. Time Faults. One (1) time fault will be charged for each commenced second by which the time allowed is exceeded in any class for which time is a factor in scoring.
8. Exceeding the Time Limit. Any competitor whose time including penalty seconds which might have been assessed for time-out(s), as described under 2 and 3 above, exceeds the Time Limit is eliminated. The 'Time Limit' is defined as double the Time Allowed.
9. Option Fences. At any obstacle marked as an option on the course plan, in the event of a disobedience at one portion, the competitor has the right to attempt either portion in his following attempt. However, in the case of a displacement of any part of the obstacle, the tone must be sounded and all portions must be reset prior to the continuation of the round.
10. During rounds where time is a deciding factor, a re-jump of the entire course may only be considered as an option if there is no automatic or manual time due to very exceptional circumstances. In these cases a competitor may elect not to re-jump the course and instead be placed after competitors with equal faults. If a re-jump does take place, the original score will be void.

JP138 Disobediences

1. Refusal. Stopping in front of an obstacle to be jumped, whether or not the horse knocks it down or displaces it, is penalized as a disobedience. Stopping at an obstacle without knocking it down and without backing, followed immediately by jumping from a standstill, is not penalized. However, if the halt continues, or if the horse backs even a single step or circles to retake the course, a refusal is incurred.
2. Run-out. Evading or passing the obstacle to be jumped or the finish line or jumping an obstacle outside its limiting markers is penalized as a disobedience.
3. Resuming the Course. After a run-out or refusal the competitor must, before proceeding on course, re-jump the obstacle at which the disobedience occurred or be eliminated. If the flag, standard, wing, or obstacle has not been reset when the competitor is ready to jump, he must await the signal to start or be eliminated. (For Option Fences, see JP137.5)
4. Loss of Forward Movement. Halting or stepping backward after crossing the start line, (unless due to a refusal, run-out or an order from a judge due to unforeseen circumstances such as a fence being blown down), will be penalized as a disobedience. Loss of forward movement on banks will not be scored as a disobedience unless the horse takes a step backwards.
5. Circling. Any form of circle or circles whereby the horse crosses its original track between two consecutive obstacles (start and finish included), or stops advancing toward or turns at least 180 degrees away from the next fence, or finish line, except to retake an obstacle after a disobedience, is considered a disobedience. This is a judgment call. (NOTE: Coming sideways or zigzagging toward an obstacle does not constitute a disobedience unless the horse passes or turns its back to the next obstacle or the finish line).

JP139 Falls

JP - JUMPER DIVISION

1. The first fall of horse or rider results in elimination, except in classes in which special rules apply. (Fault and Out, Top Score, etc.)
2. A rider is considered to have fallen when he is separated from his horse, which has not fallen, in such a way as to necessitate remounting or vaulting into the saddle.
3. A horse is considered to have fallen when the shoulder and haunch on the same side have touched the ground or an obstacle and the ground.
4. A courtesy fence is not permitted following the fall of the horse or rider.
5. In the case of a fall while on course, the rider may not remount in the competition ring.

JP140 Knockdowns

1. Definition. An obstacle is considered knocked down when in jumping an obstacle, a horse or rider, by contact:
 - a. changes any part thereof which establishes the height of the obstacle or the height of any element of a spread obstacle, even when the falling part is arrested in its fall by some other portion of the obstacle; or
 - b. moves any part thereof which establishes the height of the obstacle so that it rests on a different support from the one on which it was originally placed.
2. Special Circumstances. Should a pole resting in a cup come to rest on the lip of the cup, or on a bracket which is an integral part of the cup, or in the case of a safety cup where all parts of the cup are still attached to the sleeve it is not considered a knockdown. Narrowing the width of a spread obstacle without altering the height of any elements as defined above is not considered a knockdown. If, while in the process of being jumped, the top element is struck in such a fashion that it changes the height of the jump, with both ends remaining in the cups and nothing else supporting the top element, it is scored as no faults.

JP141 Off Course

A competitor is considered off course when he deviates from the course as shown by the diagram and jumps an obstacle prior to rectifying the deviation.

JP142 Breaking Ties

1. Competitors who withdraw, retire or are eliminated from a Jump-off:
 - a. A competitor who is eliminated in a jump-off will be tied with a competitor who retires and will be placed last of the competitors who have completed that jump-off.
 - b. A competitor who withdraws (does not participate) from a jump-off must always be placed after a competitor(s) eliminated or who retires while on the course.
2. Even if only one competitor is willing to participate in the jump-off he is required to enter the arena and receive the signal to start in order to earn top placement.
3. Withdrawing From a Jump-Off. If a competitor wishes not to take part in a jump-off he must notify the judge(s). He will be placed last of those still qualified (on the result of the previous round).
4. Except in Fault and Out classes, when two or more horses incur the penalty of elimination during a jump-off, they remain tied regardless of the cause of elimination or the point at which the penalty was incurred. A competitor who does not take part in a jump-off must always be placed behind a competitor who has been eliminated in the same jump-off.
5. Same Ownership. Whenever tied horses are under one ownership or management, the competitor may designate the order of placement.
6. Competitors who are tied for first place after the initial round(s) will jump off. Any competitors that compete in the jump off and are still tied for any placing (i.e. 1st, 2nd, 3rd, etc.) shall remain tied unless otherwise stated in the prize list. Prize money and Championship points shall be combined and divided equally among the tied

competitors.

7. Competitors who are tied for other than first place in all Jumper sections may either remain tied, the prize money being divided equally among them, or be placed according to the time taken to complete the course. The method of breaking ties must be stated in the prize list and on the judge(s)' cards. If the competitors remain tied, riders must toss a coin for the ribbons, unless management chooses to provide additional ribbons. If points are awarded, points should be added and divided equally among the competitors. A judge or steward must conduct the breaking of ties when they are to be determined by the tossing of a coin.
8. In Junior Jumper classes, when at least 50% of the jumps have been raised to the maximum height and spread and a tie for first place has not been broken after the competitors have jumped the course at this height, the contenders are declared tied. In Puissance and Six Bar classes if competitors remain tied after the second attempt to clear a particular height, they remain tied and are placed equal first.

JP143 Violations

1. Course Requirements. In cases in which Federation course requirements have not been met and the violation has not been observed and corrected prior to the first competitor's performance, the class must be completed without altering the course, and the result stands for purposes of the Competition Championship. (Federation stewards are required to specify all such classes in their steward's reports, having first verified the violation and apprised the competition secretary of it.)
2. Scoring Irregularities. Possible violations, such as judges' or time-keepers' incorrect application of class conditions, etc., should be reviewed, as soon as feasible, by a committee consisting of the judges, Federation steward, a representative of management and the exhibitors directly concerned, and every effort should be made to find a mutually satisfactory solution. Only when such efforts have failed should a protest or charge be lodged.
3. Use of Video. **The Senior Judge, alone or with other members of the judge's panel, may, at his/her discretion, view an official video recording of all or part of a class in order to verify decisions involving scoring. A review of an official video recording is solely at the discretion of the Senior Judge. The Senior Judge may consult with a licensed "R" Judge who may or may not be officiating at that competition. Upon review of such video recording, provided it is made available within 60 minutes after the results are announced the Senior judge may make corrections to the placing of the class. An official video recording is considered to be a recording made by the designated host broadcaster and/or a designated official video recording company as named by horse show management. Only under certain circumstance when there is no official video recording the Senior Judge may consider using a private video. Note: A video may never be used to establish the time of a round. BOD 1/16/16 Effective 4/1/16**

SUBCHAPTER JP-7 JUMPING FAULTS AND SCORING TABLES**JP144 Table of Jumping Faults**

1.	Knockdown: a. Of obstacle or standard with any portion of horse, rider or equipment, when jumping that obstacle, b. one or more feet in the water or on the lath, when the lath is being judged, c. or knockdown of rail placed over a water obstacle.	4 Faults
2.	Knockdown of automatic timing equipment, other designated markers on start and finish lines	4 Faults
3.	First disobedience anywhere on course	4 Faults
4.	Second cumulative disobedience anywhere on course (Exception: classes designated for horses five years of age and under where penalty is 4 faults)	Elimination
5.	Third cumulative disobedience anywhere on course in classes designated for horses five years of age and under	Elimination
6.	Exceeding Time Allowed (for each commenced second over the Time Allowed)	1 Fault
7.	A horse resisting for 45 consecutive seconds	Elimination
8.	Taking more than 45 seconds to jump the first obstacle after the time of the round has begun	Elimination
9.	Taking more than 45 seconds to jump the next obstacle on course	Elimination
10.	Fall of horse and/or rider (except Fault and Out Classes and other classes with special rules)	Elimination
11.	Jumping an obstacle before it is reset, or without waiting for signal to proceed	Elimination
12.	Starting before judge's signal to proceed	Elimination
13.	Jumping an obstacle before crossing start line unless said obstacle is designated as a practice obstacle or after crossing the finish line, whether forming part of the course or not	Elimination
14.	Off course	Elimination
15.	Leaving the enclosure of a closed obstacle incorrectly	Elimination
16.	Rider and/or horse leaving the arena before finishing the course (Exception: JP137.1)	Elimination
17.	Any competitor at the end of his/her round who does not leave the arena through the designed gate (e.g. jumping out of the arena)	Elimination
18.	Actions against a horse deemed excessive (For example: excessive use of whip or spurs at any time within the arena.)	Elimination
19.	Exceeding the Time Limit	Elimination

JP145 TABLE II—Classes scored on Faults and Time

1. Clear Round (Table II) - The first round is decided by adding together the faults incurred over the course and any penalties for exceeding the Time Allowed. Horses with clean rounds or equal faults remain equal.
2. Time First Round (Table II, Sec. 1)—The first round is decided by adding together the faults incurred over the course and any penalties for exceeding the Time Allowed. Horses with clean rounds or equal faults are classified according to their time taken to complete the course. (Note: it is recommended that Table II Sec. 1 be conducted over a Table II course rather than a Table III course.)
3. Time first jump-off
 - a. Table II, Sec. 2 (a)—The first round and first jump-off, if any, are decided by adding together the faults incurred over the course and any penalties for exceeding the Time Allowed. In the event of equality of faults after the first round, there will be one jump-off for first place only in which time will decide in the event of equality of faults.
 - b. Table II, Sec. 2 (b)—The first round and first jump-off, if any, are decided by adding together the faults incurred over the course and any penalties for exceeding the Time Allowed. If a competitor has gone clean in the first round, the competitor will, without leaving the ring, upon an audible signal, commence the designated jump-off course. A competitor with a clear round may dismount, and with assistance if necessary, adjust tack and/or equipment; however, upon the audible signal to begin his/her round, the competitor is responsible to adhering to the 45 seconds rule as per JP136.3. A competitor who leaves the arena after a clear round (before or after the tone) will be considered to have retired from the jump-off. If there are no clean rounds and a tie exists for first place, there will be one jump-off in which time will decide in the event of equality of faults. It is recommended that no more than ten numbered obstacles be included in the first round when the class is scored under this table.
 - c. Table II, Sec. 2 (a/b)—Each exhibitor has the option of taking part in the jump-off at the completion of their round as in 2(b), or after all exhibitors have completed the first round as in 2(a).
 - d. Table II, Sec. 2 (c)—Two Phase Competitions - The first phase to consist of 8 to 10 jumping efforts and the second phase (immediate jump-off) of 5 to 7 jumping efforts. Scores are decided by adding together the faults incurred over the course and any penalties for exceeding the Time Allowed if any. If a competitor has gone clean in the first round, he will, upon crossing the finish line, commence the designated jump-off course. Time starts as the horse crosses the finish line for the initial course. If there are no clean rounds and a tie exists for first place, there will be one jump-off, in which time will decide in the event of equality of faults. The use of a Time Allowed is optional in the first round. The Time Allowed in the first round may be taken by electronic or manual means.
 - e. **Table II, Sec. 2 (d)—Two Phase Competitions - The first phase to consist of 8 to 10 jumping efforts and the second phase (immediate jump-off) of 5 to 7 jumping efforts. Scores are decided by adding together the faults incurred over both rounds and any penalties for exceeding the Time Allowed if any. Whether or not a competitor has gone clean in the first round, he will, upon crossing the finish line, commence the designated jump-off course. Time starts as the horse crosses the finish line for the initial course. The use of a Time Allowed is optional in the first round. The Time Allowed in the first round may be taken by electronic or manual means. BOD 1/17/15 Effective 12/1/15**
 - f. Table II Sec.2(e)—Time first jump-off with designated number of competitors to jump-off. The first round is decided by adding together the faults incurred over the course and any penalties for exceeding the Time Allowed, if any. Following the first round a pre-determined number of competitors based on faults and time (from 6 to 16 but in no case more than the number of places to be awarded, the exact number to be indicated in the prize list), will compete in one timed jump-off round in which time will decide in the event of equality of total faults from both rounds. The order of go for the jump-off round will be reverse order of scores (faults and time) from the first round. Adjustment of this order, in the case of one rider qualifying multiple horses, may be allowed at

management's discretion.

- g. **Table II Sec.2(f)—Time first jump-off with designated number of competitors to jump-off.** The first round is decided by adding together the faults incurred over the course and any penalties for exceeding the Time Allowed, if any. Following the first round a pre-determined number of competitors based on faults and time (from 6 to 16 but in no case more than the number of places to be awarded, the exact number to be indicated in the prize list), will compete in one timed jump-off round in which time will decide in the event of equality of total faults from both rounds. However in this jump-off the clear rounds will be competing against other clear rounds, 4 faults will be competing against other 4 faults, 8 faults against other 8 faults, etc. A competitor in the jump-off cannot be beaten by another competitor who returns for the jump-off with a greater number of faults. The order of go for the jump-off round will be reverse order of scores (faults and time) from the first round. Adjustment of this order, in the case of one rider qualifying multiple horses, may be allowed at management's discretion. *BOD 1/17/15 Effective 12/1/15*
4. **Time Second Jump-off (Table II, Sec. 3)**—The first round, first jump-off and second jump-off, if any, are decided by adding together the faults incurred over the course and any penalties for exceeding the Time Allowed. In the event of equality of faults after the first round and first jump-off, if any, there will be a second jump-off for first place only in which time will decide in the event of equality of faults.
5. **Fault and Out (Table II, Sec. 4)**—These competitions are timed and take place over medium sized single obstacles (combinations are not permitted). The competitor's round finishes with the first fault incurred under Table II. Points are awarded instead of faults, two points being awarded for each obstacle jumped cleanly and one point for the obstacle knocked down. The winner is the competitor who scores the greatest number of points. Time will decide in the event of equality of points.
- If the fixed time is reached at the moment when the horse is already taking off, this obstacle counts whether it is knocked down or not. If a fall or disobedience occurs after landing, the horse is scored as though the fault had occurred at the next obstacle. When the penalty of elimination is incurred, the rider is credited with obstacles cleared.
 - When an obstacle is knocked down or the Time Allowed, if there is one, has been reached, a signal is sounded. The competitor must then jump the next obstacle and the clock is stopped at the moment the horse's forefeet touch the ground. No points are scored for obstacles jumped after the signal has been sounded.
 - When a fault constitutes a disobedience or fall, or when the rider is eliminated or does not jump the obstacle at which the clock should have been stopped, the signal is sounded, and the competitor is placed last of those gaining an equal number of points.
 - Fault and Out classes can be conducted in one of two ways; which must be designated on the course plan as either:
 - Once Around, in which case the maximum number of obstacles to be jumped is fixed, and the clock is stopped when the competitor crosses the finish line, or
 - With a Fixed Time Allowed which must not be set at less than 50 seconds, nor more than 60 seconds. If the competitor has jumped all the obstacles before the expiration of the Time Allowed, he starts around the course again but is not required to go back through the start markers.

JP146 TABLE II—Classes scored on Faults Only

Time does not apply for any purpose except as provided for in JP144.7 through JP144.9 of the Table of Faults.

- Knock Down and Out (Table II, Sec. 5) The winner to be the competitor clearing the most obstacles without a fault.
- Puissance (Table II, Sec. 6). The initial round will comprise from 4 to 6 single obstacles of which at least one must be a vertical obstacle. The first obstacle must be at least 1.40 m (4' 7") in height, two obstacles from 1.60 m (5' 3") to 1.70 m (5' 6") and one wall or vertical obstacle, which may vary from 1.70 m (5' 6") to 1.80 m (5' 9") in height. All

combination obstacles, water jumps, ditches and natural obstacles are forbidden. It is permissible to use a wall with a sloping face on the take-off side (maximum slope of 30 cm (12") offset at the base).

- a. A vertical obstacle instead of a wall may be used, in which case, planks with a pole on top may be used as a substitute.
 - b. In the event of equality for first place, there must be successive jump-offs over two obstacles, which must be a wall or a vertical obstacle and a spread obstacle.
 - c. In the jump-offs, both obstacles must be increased regularly in height and the spread obstacle also in spread. The vertical obstacle or wall may be increased in height only if competitors equal for first place have not been penalized in the preceding round.
 - d. If, at the end of the third jump-off, there is no single winner, the Ground Jury may stop the competition at its discretion. After the fourth jump-off, the Ground Jury MUST stop the competition. The competitors left in the competition will be placed equal first.
3. Six Bars (Table II, Sec. 7) This is a test of power and skill outside the category of doubles, trebles or multiples. Six obstacles are placed in a straight line with a distance of approximately 11 m (36') between each of them.
- a. If the size of the arena or other conditions warrant it, the number of obstacles may be reduced to five.
 - b. The obstacles are of identical construction and type.
 - c. At the choice of management, the obstacles may be either: a) all the same height, such as 1.20m (4'0") or b) at progressive heights.
 - d. If the competitor knocks down any of the obstacles, he does not stop but must continue the course. If the horse refuses or runs out, the rider must resume the course at the obstacle at which the fault occurred and is permitted to make his approach from outside the space between the two obstacles, thus jumping the fence at an angle.
 - e. Only those without fault in the preceding round are entitled to take part in the next round. If there are not sufficient clean rounds for the placement, ties are broken as provided in JP142.6.
 - f. If, at the end of the third jump-off, there is no single winner, the Ground Jury may stop the competition at its discretion. After the fourth jump-off, the Ground Jury MUST stop the competition. The competitors left in the competition will be placed equal first.

JP147 TABLE III—Faults Converted Into Seconds

1. Faults incurred when jumping an obstacle, for knocking down a boundary flag, for putting one or more feet in the water or on the marking lath are penalized by adding four seconds for each occurrence.
2. A Time Limit of 120 seconds will be automatically applied. (180 seconds for courses over 600m.) Seconds added due to jumping faults do not count towards the 120 or 180 second time limit determination.
3. The first disobedience is penalized automatically by the extra time taken. Causes of elimination in Table of Jumping Faults JP144.4 through .19 apply.

JP148 TABLE IV—Optimum Time Classes

Classes are scored on Faults under Table II, however, all ties are broken on the basis of Optimum Time.

1. Optimum Time in First Round (Table IV Sec. 1)—The first round is decided by adding together the faults incurred over the course and any penalties for exceeding the Time Allowed. In the case of equality of faults, ties will be broken on the following basis: an "Optimum Time" (defined as 4 seconds less than the Time Allowed for the course) will be posted on the course plan; the horse with the time on course closest to this Optimum Time (over or under) will prevail in the tie, next closest next, etc.
2. Optimum Time in First Jump-Off
 - a. Table IV Sec. 2 (a)—The first round and first jump-off are decided by adding together the faults incurred over the course and any penalties for exceeding the Time Allowed. In case of equality of faults, ties will be broken on

the following basis: an “Optimum Time” (defined as 4 seconds less than the Time Allowed for the course) will be posted on the course plan; the horse with the time on course closest to this Optimum Time (over or under) will prevail in the tie, next closest next, etc.

- b. Table IV Sec. 2 (b)—The first round and first jump-off are decided by adding together the faults incurred over the course and any penalties for exceeding the Time Allowed. If a competitor has gone clean in the first round, the competitor will, without leaving the ring, upon an audible signal, commence the designated jump-off course. In the case of equality of faults in the jump-off, ties will be broken on the following basis: an “Optimum Time” (defined as 4 seconds less than the Time Allowed for the course) will be posted on the course plan; the horse with the time on course closest to this Optimum Time (over or under) will prevail in the tie, next closest next, etc. If there are no clear rounds, a jump-off, scored as described above, will take place among those tied for first place.
- c. Table IV Sec. 2 (c)—The first round and first jump-off are decided by adding together the faults incurred over the course and any penalties for exceeding the Time Allowed if any [Note: The use of a time allowed is optional in the initial round.]. If a competitor has gone clean in the first round, he will, upon crossing the finish line, commence the designated jump-off, with time starting as the horse crosses the finish line for the initial course. In the case of equality of faults in the jump-off, ties will be broken on the following basis: an “Optimum Time” (defined as 4 seconds less than the Time Allowed for the course) will be posted on the course plan; the horse with the time on course closest to this Optimum Time (over or under) will prevail in the tie, next closest next, etc. If there are no clear rounds, a jump-off, scored as described above, will take place among those tied for first place.

JP149 Special Classes

1. Top Score/Gambler’s Choice Competition (FEI Rules for Jumping Art. 270)
 - a. In this competition, a certain number of obstacles are set up in the arena. Each obstacle carries from 10 to 120 points according to its difficulty. Combination obstacles are not allowed. The obstacles must be built so that they can be jumped in both directions.
 - b. The points allocated to the obstacles may be repeated at the discretion of the Course Designer. If it is not possible to place 12 obstacles in the arena, it is up to him to delete the obstacles he wishes.
 - c. The competitor is credited with the number of points carried by each obstacle that he has jumped correctly. No points are awarded for an obstacle knocked down.
 - d. Each competitor has 45 (minimum) to 90 seconds (maximum). During this time, he may jump all the obstacles he wishes in any order and in any direction. He may cross the starting line in either direction. The starting line must be provided with four flags; a red and a white flag at each end of the line.
 - e. Ringing the bell declares the end of the round. The competitor must then cross the finishing line in one direction or the other to allow his time to be recorded. If he does not cross the finishing line, he is placed last of the competitors with the same number of points. The finishing line must be provided with four flags; a red and a white flag at each end of the line.
 - f. If the fixed time is reached at the moment when the horse is already taking off (front hooves off the ground), this obstacle counts if it is correctly jumped.
 - g. Any obstacle knocked down during a round will not be rebuilt; if it is jumped again, no points will be credited to the competitor. The same applies for knocking down an obstacle in disobedience or for displacing a lower part positioned in the same vertical plane. In the case of a disobedience without a knock-down, the competitor may jump that obstacle or continue to the next obstacle.
 - h. Each obstacle may be jumped twice. The act, voluntarily or not, of jumping an obstacle for the third time or of passing between the flags of an obstacle for the third time or of passing between the flags of an obstacle already knocked down does not incur elimination. However, the competitor does not score the points allotted to this

obstacle.

- i. All disobediences are penalized by the time lost by the competitor. The competitor must stop after a fall. Nevertheless he is placed according to the points obtained up to the moment of his fall disregarding the time.
 - j. The competitor who has obtained the highest number of points will be declared the winner. In the event of equality of points, the fastest time taken between the starting line and the finishing line will decide. In the event of equality of points and time for first place, there will be a jump-off according to the same formula with a fixed time of 40 seconds.
 - k. There are two options for using a Joker:
 1. An obstacle may be provided in the course duly marked by flags and titled "Joker". The Joker may be jumped twice; 200 points are awarded each time this obstacle is jumped correctly, but if it is knocked down, 200 points must be deducted from the total points obtained so far by the competitor.
 2. The Joker is not part of the main course. After the fixed time has expired, the bell is rung to end the competitor's round. The competitor must cross the finishing line to have his time recorded he then has 20 seconds in which to attempt the Joker. Only one attempt at the Joker is allowed. 200 points are awarded if this obstacle is jumped correctly, but if it is knocked down 200 points must be deducted from the total points obtained by the competitor.
2. Take Your Own Line. This competition takes place over a course of about ten obstacles scored under Table 2 or 3 as stated in the prize list. After crossing the start line, the competitor must jump each obstacle in either direction, in any order and cross the finish line.
- a. If a competitor incurs a refusal, he may proceed to another obstacle. However, if the standard or flag is knocked down or displaced, the judge gives an audible signal, the clock is stopped and six seconds added to the time taken by the competitor to complete his round. The time is restarted at the moment when the horse leaves the ground at its next obstacle. Upon signal to proceed, the competitor may continue his round, re-attempting the obstacle refused or any other obstacle on the course not previously jumped.
 - b. A first refusal is penalized only by time. The second refusal incurs elimination. (Exception, see JP144.4 and .5)
3. High Jump. Conducted over a single obstacle, starting at approximately 4'6" or 5'. A double set of wings or their equivalent must be used.
- c. Each competitor is allowed three attempts to clear a particular height and receives three points for clearing it at the first attempt, two for the second and one for the third. Points are cumulative from start to finish of class. Failure on the third attempt eliminates.
 - d. Winner is the competitor clearing the greatest height, or an equal height with a greater number of points.
 - e. A practice obstacle, which is not scored, may be jumped before each attempt. If all competitors are brought into the ring before the start of the class and held there during class, a start mark must be established at an appropriate distance from the obstacle.
4. Match Race. This class is run under Table III, faults converted into seconds, with each knockdown and the first refusal penalized by the addition of three (3) seconds. A competitor may ride only one horse. See JP Appendix B for Order of Starting in Qualifying Rounds. The following conditions apply:
- a. Two competitors will compete against each other simultaneously over two identical courses, with each competitor timed separately. Combinations are not allowed. If a particular competitor finds that his opponent has withdrawn from any round, the competitor remaining in the class must complete the round in question alone. If one competitor enters the other competitor's course and as a result interferes with that competitor, the competitor responsible for the interference will be eliminated.
 - b. In each round in the case of a first refusal with or without a knock-down the competitor will continue his round without jumping that obstacle or waiting until it has been rebuilt, however 3 seconds will be added to his time. The second refusal will eliminate a competitor. A competitor passing an obstacle without attempting to jump it will

JP - JUMPER DIVISION
be eliminated.

- c. The competitor who has the fastest time will be qualified for the next round and so on until the two finalists meet to decide the winner. Losing competitors in corresponding rounds will be placed equal.
 - d. A member of the judge's panel must be stationed at the starting line to give the starting signal.
 - e. If there is a dead heat between two competitors, the round must be started again.
5. Rotating Pair Relay. This competition is for teams of two. A horse can only compete once in this class, but a rider may compete on more than one horse. The entire course must be jumped twice in the correct order by either competitor. The competitor who crosses the start line must jump the first obstacle and the competitor who jumps the last obstacle must cross the finish line.
- a. One change is mandatory. Competitors may change over as often as they wish. A change is obligatory whenever a fault is incurred. A fault is indicated by an audible signal at which time the other competitor continues the course from the next obstacle. In the event of a disobedience, the other competitor must first jump the obstacle which has not been jumped by his partner and then continue the course.
 - b. Faults incurred are penalized by adding four seconds for each occurrence to the time of the round. The first two disobediences are penalized only by time, the third disobedience incurs elimination. Should a competitor jump an obstacle before his partner has landed over preceding obstacle, the pair will be eliminated.
 - c. The fastest overall time wins. In case of a tie for first place only, there will be a compulsory jump-off over a shortened course.
6. Other Relays—See the FEI Rules for Jumper Events.

JP150 Classes Offering \$25,000 or more in prize money

1. Specifications. Once the specifications for a class have been printed in the prize list, the class conditions may not be changed. The Standard may only be changed in the case of inclement weather or unsafe conditions. In exceptional circumstances, permission for a change in specifications may be granted upon the approval of the Jumper Committee Chairman, or his designee, and two additional Jumper Committee members. Any changes must be noted in the Steward's Report.
2. Officials.
 - a. Course Designer. A Federation Registered ('R') Course Designer must be used. (See Chapter GR10, Subchapter 10-F and GR1205)
 - b. Judges. For classes offering \$25,000 or more in prize money a total of two Federation licensed "R" judges are required, one of whom will act as official timer. The third judge is necessary if an open water jump is used; this can be a "r" judge. In addition, two back up timers with stop watches are required. A Registered steward or Registered Jumper judge must be appointed to supervise schooling before and during the competition. (Note: A timer technician may also be utilized as per JP106.2; however one of the two 'R' judges must be responsible for the official time recorded for each entry.) For all classes of \$25,000 or more, the Senior Judge must physically inspect the course to ensure that the obstacles are set at the correct dimensions (Standard) as stated in the prize list.
 - c. Schooling Supervision. See JP103.
3. Qualifying Class. If a qualifying class is held for a class offering \$25,000 or more, it must be held under the same schooling and equipment rules.
4. Cross Entries. Management may restrict cross entries if it is so stated in the prize list.
5. Prize Money. Prize money must be distributed as follows: 30% for 1st, 22% for 2nd, 13% for 3rd, 8% for 4th, 6% for 5th, 5% for 6th, 4% for 7th, 3% for 8th and 9th, 2% for 10th, 11th, and 12th place.
6. Entry Fees. Entry fee may not exceed 2% of the prize money. Further, when a Class Nominating Fee or a Starting or Declaration Fee is charged for entry into the class (excluding a Nominating fee for the Jumper Division, a

Jumper Section, or for multiple Jumper Classes) the Total amount assessed including all Entry and Nominating fees (for any entry received by the closing date(s) and time(s) designated in the prize list) may not exceed 2% of the prize money.

7. Tack and Equipment. Only running martingales, used in the conventional manner, are permitted. Standing martingales, draw reins or restricted running martingales are prohibited.
8. Attire. (See GR801.2, JP111.5 and .6)
9. Schooling.
 - a. All horses competing must be on the grounds for the twenty-four hour period prior to the scheduled start of the class. **Any horse that has been removed from the grounds for any reason without permission of competition management is ineligible to compete in that class. Competition management will determine who the person(s) responsible is (i.e. rider, trainer, etc.) for removing that horse. All of the responsible person's horses will be eliminated from that class and entry fees for that class will be forfeited. BOD 1/16/16 Effective 4/1/16**
 - b. In order to compete, horse may not be schooled over off-sets for a twenty-four hour period prior to the scheduled start of the class, or while schooling during the class.
10. Open Classes of \$25,000 or more.
 - a. The prize list and the official results must clearly indicate the Standard for any such class. Should a prize list fail to indicate at what Standard the class is to be conducted, the correct information must be posted prominently at the competition office prior to the closing of declarations, and both the Steward's Report and the Official Results must clearly indicate Regional, National or High Performance Standard. Should this requirement not have been met, the competition results shall be recorded as though the class had been conducted at the Regional Standard.
 - b. The posted course plan must include the height and spread of each obstacle.
 - c. Riders competing in open jumper classes held at the High Performance Standard offering \$25,000 or more in prize money are not eligible to compete in the highest money class, in the lowest height section of Junior or Amateur Owner Jumpers offered at the same competition where more than one height section is offered for Junior or Amateur Owner Jumpers.
11. Junior, Amateur/Owner, Amateur, or Young Rider Classes offering \$25,000 or more must be held at a minimum of the Regional Standard.
12. Starting Order (see also JP112 for Starting Order)
 - a. A steward must be present to witness the draw. A rider, trainer or owner of a horse in that class is welcome to witness the draw.
 - b. The previous year's winning rider may be seeded last if it is so stated in the prize list. If that rider has more than one horse in the class, a draw will be conducted to determine which of his/her horses will be seeded last.
 - c. If a rider with multiple horses in a class scratches one or more of his horses, his/her remaining horses must be moved up to occupy the highest position for that rider.

JP151 FEI Classes and Classes not Covered Under these Rules

1. Other variations of the classes outlined in Subchapter JP-4 may be offered upon application to and approval of the Jumper Committee. (See JP150 for requirements for all classes offering \$25,000 or more in prize money.)
2. Two or More Phase Competitions. In Two or More Phase Competitions, cumulative scores must be used to determine the winners.
3. FEI Classes. Classes not included in Subchapter JP-7 may be offered such as those specified in the FEI Rules for Jumper Events (Relay, Accumulator, etc.). Any jumper class may also be run in accordance with FEI rules if management so specifies in the prize list. In either case, management must clearly state in the prize list what FEI Jumper Article applies, whether FEI or Federation equipment and/or schooling rules will be in effect and the starting time of enforcement.

SUBCHAPTER JP-8 NATIONAL/INTERNATIONAL CHAMPIONSHIPS**JP152 Championship Qualification**

1. All qualifying criteria must be objective and strive to ensure a fair and level playing field and must be publicly available prior to the start of qualifying period. The goal of the criteria will be to ensure that all riders who qualify under the criteria are capable of competing at the level of difficulty required by the specific championship. All qualifying criteria must be approved by the USEF Board of Directors.
 - a. If qualifying is based on a time period, the resulting standings of competitors must be made publicly available throughout the qualifying time period.
 - b. If the Championship will be comprised of teams based geographically by Zone, in addition to the above, the criteria for each Zone must be comparable in level of difficulty and if trials are used, must be evenly dispersed throughout the zone. Zones with an insufficient number of competitors to constitute a team may combine individuals to form a team.
2. FEI North American Junior and Young Rider Championships (NAJYRC) Qualifying criteria must be submitted by USHJA sixty (60) days prior to the start of each zone's qualifying period. If no changes are submitted, the following specifications will apply:
 - a. NAJC - qualifying criteria will automatically be based on Junior Jumper classes held at 1.35 m (4'5") or above as well as Open Jumper Classes offering \$25,000 or more in prize money between November 1 and June 15. Points will be awarded per GR1132.3
 - b. NAYRC - qualifying criteria will automatically be based on Junior and Amateur Owner Jumper classes held at 1.35 m (4'5") and above as well as Open Jumper Classes offering \$25,000 or more in prize money between November 1 and June 15. Points will be awarded per GR1133.3.
3. National Junior Jumper Championships. Qualifying criteria for the National Junior Jumper Championships must be submitted in writing by the USHJA to the Federation no later than July 15 of the year prior. If no changes are submitted, the qualifying criteria will automatically be based on Junior Jumper classes held at **1.40 m (4'7")** or above between September 1 and August 31. Points will be awarded per GR1133.3.
4. US Pony Jumper Championships. Selection Procedures are approved by the Federation and published annually prior to the qualifying period. *BOD 1/17/15 Effective 12/1/15*

DISTANCE			TIME (SECONDS)					
			NORMAL					JUMP OFF
Yards	360 yds per min	Yards	Meters	300m (328 yds) per min	325m (355 yds) per min	350m (382 yds) per min	375m (410 yds) per min	400m (457 yds) per min
250	41.6	273	250	50.0	46.1	42.9	40.0	37.5
260	43.3	284	260	52.0	48.1	44.6	41.6	39.0
270	45.0	295	270	54.0	50.0	46.3	43.2	40.5
280	46.6	306	280	56.0	51.8	48.0	44.8	42.0
290	48.3	317	290	58.0	53.7	49.7	46.4	43.5
300	50.0	328	300	60.0	55.5	51.4	48.0	45.0
310	51.6	339	310	62.0	57.4	53.1	49.6	46.5
320	53.3	350	320	64.0	59.2	54.9	51.2	48.0
330	55.0	361	330	66.0	61.1	56.6	52.8	49.5

DISTANCE			TIME (SECONDS)					
			NORMAL					JUMP OFF
Yards	360 yds per min	Yards	Meters	300m (328 yds) per min	325m (355 yds) per min	350m (382 yds) per min	375m (410 yds) per min	400m (457 yds) per min
340	56.6	372	340	68.0	62.9	58.3	54.4	51.0
350	58.3	383	350	70.0	64.8	60.0	56.0	52.5
360	60.0	394	360	72.0	66.6	61.7	57.6	54.0
370	61.6	405	370	74.0	68.5	63.4	59.2	55.5
380	63.3	416	380	76.0	70.3	65.1	60.8	57.0
390	65.0	427	390	78.0	72.2	66.9	62.4	58.5
400	66.6	437	400	80.0	74.0	68.6	64.0	60.0
410	68.3	448	410	82.0	75.9	70.3	65.6	61.5
420	70.0	459	420	84.0	77.7	72.0	67.2	63.0
430	71.6	470	430	86.0	79.6	73.7	68.8	64.5
440	73.3	481	440	88.0	81.4	75.4	70.4	66.0
450	75.0	492	450	90.0	83.3	77.1	72.0	67.5
460	76.6	503	460	92.0	85.1	78.9	73.6	69.0
470	78.3	514	470	94.0	87.0	80.6	75.2	70.5
480	80.0	525	480	96.0	88.8	82.3	76.8	72.0
490	81.6	536	490	98.0	90.7	84.0	78.4	73.5
500	83.3	547	500	100.0	92.5	85.7	80.8	75.0
510	85.5	558	510	102.0	94.4	87.4	81.6	76.5
520	86.6	569	520	104.0	96.2	89.1	83.2	78.0
530	88.3	580	530	106.0	98.1	90.9	84.8	79.5
540	90.0	591	540	108.0	100.0	92.6	86.4	81.0
550	91.6	601	550	110.0	101.8	94.3	88.0	82.5
560	93.3	612	560	112.0	103.7	96.0	89.6	84.0
570	95.0	623	570	114.0	105.5	97.7	91.2	85.5
580	96.6	634	580	116.0	107.4	99.4	92.8	87.0
590	98.3	645	590	118.0	109.2	101.1	94.4	88.5
600	100.0	656	600	120.0	111.1	102.9	96.0	90.0
610	101.6	667	610	122.0	112.9	104.6	97.6	81.5
620	103.3	678	620	124.0	114.8	106.3	99.2	93.0
630	105.0	689	630	126.0	116.6	108.0	100.8	94.5
640	106.6	700	640	128.0	118.5	109.7	102.4	96.0

FOR LESS THAN 10 METER/YARD INTERVALS, SEE BELOW

TIME ALLOWED FOR LESS THAN METER/YARD INTERVALS												
360 yds per min	Yards	328 yds per min	365 yds per min	382 yds per min	400 yds per min	475 yds per min	Meters	300m per min	325m per min	360m per min	375m per min	400m per min
0.2	1	0.2	0.2	0.2	0.2	0.1	1	0.2	0.2	0.2	0.2	0.2
0.4	2	0.4	0.3	0.3	0.3	0.3	2	0.4	0.4	0.3	0.3	0.3
0.5	3	0.5	0.5	0.5	0.4	0.4	3	0.6	0.6	0.5	0.5	0.4
0.7	4	0.7	0.7	0.6	0.6	0.6	4	0.8	0.8	0.7	0.7	0.6
0.8	5	0.9	0.9	0.8	0.7	0.7	5	1.0	0.9	0.8	0.8	0.7
1.0	6	1.1	1.0	0.9	0.9	0.9	6	1.2	1.1	1.0	1.0	0.9
1.2	7	1.3	1.2	1.1	1.0	1.0	7	1.4	1.3	1.2	1.1	1.0
1.3	8	1.5	1.4	1.3	1.2	1.1	8	1.6	1.5	1.5	1.3	1.2
1.5	9	1.6	1.5	1.4	1.3	1.2	9	1.8	1.7	1.5	1.4	1.3

APPENDIX A

USEF JUMPER SCHOOLING RULES

1. It is important to remember that all exercise areas are different in size, type of footing, and jump material provided. Furthermore, the ability of the horse and rider must always be taken into consideration as well when deciding what is permitted and not permitted during preparation.
2. In the schooling/exercise areas during the preparation before competition, a minimum of one vertical and one oxer must be provided. The ground must be in good condition. Management must provide sufficient obstacle material. The jumping area should be large enough to provide sufficient room for the training.
3. Obstacles may be flagged, in which case they must be jumped in the proper direction. The Steward, and/or Schooling Supervisor should decide if the flags may be interchanged.
4. No one may hold a rail or touch a standard while it is being jumped.
5. All rails must be either in cups or totally on the ground (exception: one end of a cross rail may rest on the ground). Rails must be able to fall easily when hit.
6. If a rail is placed on the edge of a cup it must be placed on the far side of the cup, and is only allowed at an oxer if it does not cause the front rail to be higher than the back rail (i.e. offset).
7. Horses are not permitted to walk over cross or slant rails. Walk rails may not exceed 30cm (12”), and may be built with one end of the rail resting on the ground. Ground lines are not permitted. While using a walk jump, the competitor must approach and depart in a direct line. At no time may they turn the horse while walking over the rail.
8. Jumps in the schooling area may not exceed 1.60 m (5’3”) in height, 1.80 m (5’11”) in width.
9. Any jump 1.30 m (4’3”) or higher must have a minimum of 2 rails, in cups, on the take off side of the jump, regardless of whether a ground line is used. The lower rail must always be below 1.30 m (4’3”).
10. There may never be more than two (2) rails on the back of an oxer, with the lower rail equal in height to the lowest

rail on the front of the oxer. If the oxer is flagged so that it may only be jumped in one direction, there may only be one (1) rail on the back.

11. Ground lines are not mandatory, however if they are used they must be placed either directly below the front of the jump or up to 1 m (3'3") out. If a ground line is used on the landing side of a jump, there must be one on the take off side, and it may not be any further out than the one on the take off side. If an oxer is flagged so it may only be jumped in one direction, the ground line is only permitted on the front of the oxer.
12. If a trot/canter/placement rail is used, the jump may not exceed 1.30 m (4'3") in height and 1.30 m (4'3") in width. If a rail is used on the take off side of a jump, it may be no closer than 2.50m (8'2"). If a rail is used on the landing side of a jump, it may only be used at a vertical and it may be no closer than 3 m (9'10").
13. If guide rails are used on the landing side of a jump, the closest part of the rail must be a minimum of 3 m (9'10") from the jump.
14. A cross rail may be made either
 - a. by itself, in which case the height at which the cups are set may not exceed 1.30 m (4'3") in height, or
 - b. below a rail at a vertical, or the front rail of an oxer.
15. No Swedish Oxers!
16. If a liverpool is supplied and used at a vertical or oxer, the front of the liverpool may not be behind the front plane of the jump. Also, the back of the liverpool may not be placed beyond the front plane of the jump. If used at an oxer, the front of the liverpool may not be more than 1 m (3'3") in front of the jump. The total depth (front to back) may never exceed 1.80m (5' 11").
17. If an item (blanket, cooler, etc.) is laid over the rail of an oxer, it must only be laid over the front rail. If there is more than one rail on the front of the oxer, the item may be laid over any of those rails.
18. The use of materials which proves hazardous is forbidden.
19. If space and available fence material allows and safety conditions permit, combinations may be built using correct distances. Bounce jumps may only be used with verticals and may not exceed 1.15m (3'9") in height.
20. Manual poling and the use of offsets are not permitted.
21. Riders are fully responsible for any jump taken by their horse.
22. Any action deemed not in the best interest of the horse will not be allowed.

TAPING/MARKING SCHOOLING FENCES

Fences should be taped at two points. 1) At the 4'3" (1.30 m) mark, so when a rail is placed above the tape the competitor knows that he/she needs a second rail. 2) At the 5'3" (1.60 m) mark, so competitors know that they are not permitted to build higher than that point.

JP - JUMPER DIVISION



CHAPTER MO MORGAN HORSE DIVISION

SUBCHAPTER MO-1 GENERAL

- MO101 Eligibility
- MO102 Type and Conformation
- MO103 Shoeing Regulations
- MO104 Special Requirements
- MO105 Appointments
- MO106 Attire
- MO107 Division of Classes
- MO108 Championship Classes
- MO109 Stakes

SUBCHAPTER MO-2 ALL IN-HAND CLASSES

- MO110 Appointments
- MO111 Shoeing
- MO112 Class Specifications
- MO113 Classes

SUBCHAPTER MO-3 SHOWING AND JUDGING REGULATIONS

IN PERFORMANCE CLASSES

- MO114 Judging
- MO115 Qualifying Gaits

SUBCHAPTER MO-4 MORGAN PARK SECTION

- MO116 General
- MO117 Morgan Park Saddle Class
- MO118 Morgan Park Saddle Class Specifications
- MO119 Morgan Park Harness Class
- MO120 Morgan Park Harness Class Specifications

SUBCHAPTER MO-5 MORGAN ENGLISH PLEASURE AND

PLEASURE DRIVING SECTION

- MO121 General
- MO122 Morgan English Pleasure Class
- MO123 Morgan English Pleasure Class Specifications
- MO124 Morgan Pleasure Driving Class
- MO125 Morgan Pleasure Driving Class Specifications

SUBCHAPTER MO-6 MORGAN CLASSIC PLEASURE SECTION

MO126 General

MO127 Morgan Classic Pleasure Saddle Class

MO128 Morgan Classic Pleasure Saddle Class Specifications

MO129 Morgan Classic Pleasure Driving Class

MO130 Morgan Classic Pleasure Driving Class Specifications

SUBCHAPTER MO-7 MORGAN WESTERN PLEASURE SECTION

MO131 General.

MO132 Appointments and Attire

MO133 Shoeing

MO134 Morgan Western Pleasure Class Specifications

SUBCHAPTER MO-8 MORGAN HUNTER PLEASURE SECTION

MO135 General

MO136 Appointments

MO137 Attire

MO138 Shoeing

MO139 Morgan Hunter Pleasure Class Specifications

SUBCHAPTER MO-9 MORGAN ROADSTER SECTION

MO140 General

MO141 Appointments

MO142 Attire

MO143 Shoeing

MO144 Morgan Roadster Class Specifications

SUBCHAPTER MO-10 MORGAN WORKING HUNTER SECTION

MO145 General

MO146 Appointments

MO147 Attire

MO148 Shoeing

MO149 Courses

MO150 Height of Obstacles

MO151 Class specifications

MO152 Championship Points

MO153 Jumping Order

MO154 Judging

MO155 Performance

MO156 Faults

SUBCHAPTER MO-11 MORGAN HERITAGE DRIVING SECTION

MO157 General

MO158 Appointments

MO159 Class Specifications

SUBCHAPTER MO-12 MORGAN EQUITATION

MO160 Morgan Equitation Classes
MO161 Judging Requirements For All Seats
MO162 Morgan Saddle Seat Classic Equitation
MO163 Morgan Collegiate Equitation
MO164 Morgan Adult Equitation
MO165 AMHA Medal Class Rules
MO166 Steps To Hold AMHA Medal Classes
MO167 AMHA Medal Class Finals
MO168 AMHA Saddle Seat Medal Class
MO169 AMHA Western Seat Medal Class
MO170 AMHA Reining Seat Medal Class
MO171 AMHA Hunter Seat On The Flat Medal Class
MO172 Hunter Seat Over Fences Medal Class
MO173 AMHA Dressage Seat Medal Class

SUBCHAPTER MO-13 MORGAN WALK AND TROT SECTION

MO174 General
MO175 Morgan Walk and Trot Equitation
MO176 Morgan Walk and Trot Pleasure

SUBCHAPTER MO-14 MORGAN REINING SECTION

MO177 General

SUBCHAPTER MO-15 SPORT HORSE SECTION

MO178 Sport Horse In-Hand General
MO179 Triangle
MO180 Appointments
MO181 Attire
MO182 Conduct In-Hand Classes
MO183 Scoring Procedures
MO184 Sport Horse Under Saddle General
MO185 Qualifying Gaits
MO186 Appointments Sport Horse Under Saddle Classes
MO187 Attire
MO188 Class Specifications

SUBCHAPTER MO-16 WESTERN DRESSAGE

MO189 Western Dressage

SUBCHAPTER MO-17 ADDITIONAL CLASSES

MO190 General
MO191 - Additional Class Specifications

CHAPTER MO MORGAN HORSE DIVISION**SUBCHAPTER MO-1 GENERAL****MO101 Eligibility**

1. Horses shown in this division must be registered with the American Morgan Horse Association, Inc., **or an organization having registry reciprocity**, (Canadian Morgan Horse Association, British Morgan Horse Society, **Swedish Morgan Horse Society**.) Horses must be entered under their full registered name or if under one year of age be eligible for registration. Horses must be entered under the names of the owner(s) or lessee of record. A copy of the registration papers showing recorded ownership or proof of lease must be submitted with entry form at the time of making entry. Competition management is responsible for notifying exhibitors of this requirement.
2. Canadian horses born after January 1, 1985, can be shown with Canadian registration papers as long as the papers do not state "not eligible for U.S. reciprocity."
3. **Owners (lessees), exhibitors, and trainers of horses participating at Federation licensed competitions in all Morgan sections must be current members in good standing with the American Morgan Horse Association, Inc., or an organization having registry reciprocity (or pay a non-member fee. Set fees shall be payable to AMHA.) An original or a copy of the membership card must be provided to the competition unless the competition, at their discretion, confirms membership electronically with one of these organizations. Lessees are considered owners in connection with this membership requirement. In the event of an entry under multiple ownerships, only one owner need be a member. Exceptions: Exhibitors in Leadline and/or Walk-Trot classes are exempt from this membership requirement. Additionally, a parent/guardian when only signing an entry blank for a minor is not required to be a member or pay a non-member fee.**
4. In classes for Maiden, Novice or Limit horses, ribbons won as a driving horse within a section do not count when reckoning the status of the horse as a driving horse in another Section. In classes for Maiden, Novice or Limit horses, ribbons won as a saddle horse within a section do not count when reckoning the status of the horse as a saddle horse in another Section. Ribbons won as a driving horse do not count when reckoning the status of a saddle horse and visa versa.
5. In classes for Maiden, Novice or Limit riders, ribbons won in any saddle class of any Division or Section shall count in reckoning the status as a rider. In classes for Maiden, Novice or Limit drivers, ribbons won in any driving class of any Division or Section shall count in reckoning the status as a driver. **BOD 1/16/16 Effective 12/1/15**

MO102 Type and Conformation

1. The Morgan's form and movement in its distinctive gaits is the result of selective breeding and good training. A Morgan is distinctive for its stamina and vigor, personality and eagerness and strong natural way of moving. The head is made up of a straight or slightly dished face; large prominent eyes set wide apart; short and shapely ears set rather wide apart and carried alertly; small muzzle with firm lips and large nostrils; well-rounded jowls. In body conformation the Morgan gives the appearance of a very strong powerful horse with great shoulder angulation and depth, short back, broad loins, croup long and well-muscled and with tail attached high and carried gracefully and straight. Head is carried proudly and neck slightly arched meeting the head at a well defined throttle. Legs are straight and sound with short cannons, flat bone, medium length pasterns and an appearance of overall substance with refinement. The Morgan ranges from 14.1 to 15.2 with occasional entries over and under.
2. The Morgan horse is judged against the criteria set forth in The Morgan Horse Judging Standards. The Standards supplement the Federation Morgan Division rules. Federation rules take precedence. It is the responsibility of judges, stewards, exhibitors and officials to be familiar with the criteria and intent of The Morgan Horse Judging Standards. The Morgan Horse Judging Standards contain no protestable rules.
3. Entries shall be serviceably sound and in good condition. Animals with complete loss of sight in one eye may be

found serviceably sound at the judge's discretion, except in a class over fences where a judge may ask a rider to change horses.

4. Morgan horses shall exhibit natural tail carriage. See MO114.2.
5. The specific kind of class being judged determines the importance of each criterion in the final judging outcome. The order in which each is listed in the class specifications determines where the emphasis should be placed.
6. Morgan division classes which are judged without consideration for type and conformation shall include Reining, Trail, Jumper, Carriage Driving, Eventing, Sport Horse, Fitting & Showmanship, Dressage and Equitation.

MO103 Shoeing Regulations

1. Except for weanlings and yearlings which must be shown barefoot, horses may be shod or barefoot. If shod, the shoe may be of any type and configuration. Exception: In the case of the bar shoe, the bar may not extend below the ground surface of the shoe. Borium or standard screw-in caulks are allowed.
2. There are different length restrictions according to the section or class within the Morgan Division.
3. If the limit for length of toe and/or width of pad is exceeded, the horse must be disqualified from the entire competition and forfeit all entry fees and all winnings including but not limited to all prize money, sweepstakes, trophies, scholarships, ribbons, points, etc. from the entire competition.
4. In Classic Pleasure classes, horses may be shown with or without rim pad(s). Rim pads must follow the inner and outer edge of the shoe and the connection at the heel must not be wider than any aspect of the shoe. The entire sole and frog of the foot must be visible with the exception of that connection **at the heel** and the length of toe including shoe and pad(s) must not exceed 4 1/2".
5. In English Pleasure, Western Pleasure, Hunter Pleasure, Pleasure Driving, and Natural Park classes **the** length of toe must not exceed 5" including pad and shoe.
6. In all In-Hand classes, Parade, Park Saddle, Park Harness, Hunter, Jumper, Eventing, Cutting, Reining, Carriage, Morgan Heritage, Equitation and all other Morgan Classes (exception: English Pleasure, Pleasure Driving, Western Pleasure, Hunter Pleasure, **Natural Park**, and Classic Pleasure Sections) the length of toe must not exceed 5 3/4" including pads and shoe.
7. At an all Morgan competition and any competition designated as an AMHA Regional Championship Competition, all Champions and Reserve Champions in classes restricted to Morgans must have one foot measured immediately upon leaving the ring except in classes where points are accumulated to determine Championships (i.e., Dressage and Hunter) (See GR510).
8. In Morgan Division classes which are judged without consideration for type and conformation where the Federation has specific shoeing regulations in the discipline rules, those Federation rules govern all Morgan classes, except the length of toe must not exceed 5 3/4" including pads and shoe. In Saddle Seat Classic Equitation, the Classic Pleasure shoeing will prevail (MO127.3).
9. See GR804, GR507.1, GR510 and GR512, GR513. **BOD 1/16/16 Effective 4/1/16**

MO104 Special Requirements

1. Stallions are prohibited in Ladies, Junior Exhibitor, Walk/Trot, and Leadline Classes.
2. It is the responsibility of all exhibitors to officially scratch entries in any event in which they do not plan to participate.
3. An exhibitor is allowed only one time-out per class including Hunter Seat Equitation on the Flat. (See GR833.1)
4. Side saddle riders, in appropriate tack and attire, are allowed in all classes except equitation.
5. Electronic communication devices used for purposes of coaching exhibitors during a competition are prohibited in all classes in the Morgan Division. Exhibitors with a permanent hearing impairment are permitted to use an electronic communication device upon submission of a written certification from a treating medical professional's office

MO - MORGAN DIVISION

certifying the permanent hearing impairment and certifying the requirement of an electronic communication device. The medical certification must be provided to the competition Steward within a reasonable time prior to competing who shall attach a copy to the Steward report. An exhibitor with a disability (other than hearing) will be provided reasonable accommodation upon submission of a written certification from a treating medical professional's office certifying the disability and identifying the accommodation necessary for the exhibitor to compete safely. The medical certification must be provided to the competition Steward within a reasonable time prior to competing who shall attach a copy to the Steward report.

6. All headers in the Morgan division must be a minimum of sixteen (16) years of age (Federation competition age, see GR103).
7. Model classes are prohibited.
8. When the terms "prohibited", "not permitted", "mandatory", or "required" are used in these rules, any competitor who fails to comply MUST BE ELIMINATED by the judge, unless another penalty is stipulated. When the terms "must" or "shall" are used in these rules, and no penalty is prescribed, any competitor who fails to comply must be penalized by the judge. When the term "should" is used in these rules, any competitor who fails to comply may be penalized at the judge's discretion.
9. Horses entered in Amateur Owner and Junior Owner classes must be registered in the name of the competitor or a member of the competitor's family, as defined by GR123. (Horses registered in a farm/ranch/syndicate/partnership/corporation name may be shown in Amateur Owner classes provided the family is the sole owner of the farm or entity as defined by GR123. The sale of a horse does not eliminate this registration requirement. (Contracts of Sale or Bill of Sale will not be accepted.) In the case of a junior exhibitor, the parent or guardian must sign.
10. In the Morgan Division, classes that are judged without consideration for type and conformation (See MO102.6), the judging of these disciplines and classes will be conducted under the Federation rules of the applicable chapters and the Morgan Subchapters (Morgan Dressage and Fitting & Showmanship).

MO105 Appointments

1. The Morgan is shown in all its natural beauty with a full mane, forelock and tail. Braiding is permitted only in Hunter, Jumper, Dressage, Sport Horse, and Carriage Pleasure Driving. Braiding is also permitted in performance and equitation classes when shown under proper hunter, dressage, sport horse, or carriage driving tack and attire.
2. The use of any device in the ring to alter the natural carriage of the tail or ears shall result in disqualification. The steward may check for appliances to alter the ear carriage when measuring feet for championships. Rubber bands, an inconspicuous braid or tape in the forelock are permitted. In harness classes, an inconspicuous braid in the end of the tail is permitted to allow it to be fastened to the driving vehicle.
3. The use of supplemental hair on the horse is prohibited in any class restricted to Morgans and shall result in disqualification from the competition, and all entry fees and winnings of the entry for the entire competition will be forfeited.
4. Boots and other artificial appliances are forbidden in the Morgan division during competition in a class. Exception: boots are permitted in all Reining, Roadster, Jumper, Hunter on the Flat Equitation, and Hunter Seat over Fences.
5. In case of inclement weather competition management may permit the use of polo boots or bandages and may allow tails to be tied up provided this is publicly announced before a class or session.
6. Rubber or elastic (except on boots) attached in any way to the legs or hooves must not be used on the competition grounds at any time.
7. Vertical half-cup blinkers are acceptable on the competition grounds and in the warm-up ring. Blinders of any kind are not allowed.
8. A rein (or driving line) is defined as a length of leather, or other material, which remains flexible at the point of contact with the bit and which does not create an extension of leverage of the bit.
9. An inconspicuous tongue tie is permitted in all Morgan sections with the exception of Carriage Driving, Dressage,

Working Hunter over Fences, Hunter Seat Equitation Over Fences, Reining Seat Equitation, Western Seat Equitation, Trail, Reining and Western Pleasure.

10. Nasal strips are allowed with the exception of the competition arenas during scheduled performances. *BOD 2/29/16 Effective 4/1/16*

MO106 Attire

1. Rider's attire must be suitable to the saddle being ridden. Protective headgear (See GR801) may be worn without penalty.
2. Protective headgear (See GR801) must be worn by riders in lead line classes at all times while mounted.

MO107 Division of Classes

1. All Harness classes must be divided if there are over 25 entries or in which safety appears to be a factor in the judgment of the show committee and/or judge.
2. In a divided class, separate ribbons and trophies will be awarded. Management, at its discretion, may divide or duplicate the prize money. Exception: In Championship classes or in classes in which a Challenge or Perpetual Trophy is offered, eliminations followed by a work off will determine the final placings.

MO108 Championship Classes

1. At All-Morgan competitions and any competition designated as an AMHA Regional Championship Competition, stripping of horses is mandatory in open and junior horse championship classes under saddle (Park Saddle, English Pleasure, Hunter Pleasure, Western Pleasure Sections) when type and conformation are part of the specifications. (Exception: One horse classes, Parade classes and Classic Pleasure Saddle classes.) All judges must walk the line at Regional and National Championships in classes restricted to Morgans. At other than All-Morgan competitions, stripping of horses is mandatory in open and junior horse championship classes under saddle (Park Saddle, English Pleasure, Hunter Pleasure, Western Pleasure Sections) when type and conformation are part of the specification unless the prize list states that it is not required. Stripping of these horses will be accomplished by not more than two attendants assisting the rider. Refer to GR808, GR809, GR810.2.
2. To be eligible to show in a Performance Championship class a horse must have been properly entered, shown and judged in one qualifying class in the same section. An entry which while performing in a qualifying class fails to qualify by reasons of equipment repair, shoeing time, illness (certified by the official veterinarian) or failure of a class to fill shall be permitted to pay double fee and make a post entry in another qualifying class in the section or if no subsequent qualifying class is available for such post entry, the horse shall be considered qualified for the Performance Championship class, provided the horse has previously been entered in the Championship or Stake. (See also GR117.3)

MO109 Stakes

At an all Morgan competition and any competition designated as an AMHA Regional Championship Competition, all classes that require a qualifying class must be called a championship. (Refer to MO103.7 and MO108.1) At all other competitions, a stake class may either be a qualifying class for the championship or the final competition for that particular division. Stake classes must be judged by the same specifications as qualifying classes.

SUBCHAPTER MO-2 ALL IN-HAND CLASSES

MO110 Appointments

1. Rubber bands or tape inconspicuously applied in the forelock are permitted.
2. Curb bits are prohibited for weanlings and yearlings in In-Hand classes.

MO111 Shoeing

In all In-Hand classes the length of toe must not exceed 5 3/4" including pads and shoe.

MO112 Class Specifications

1. Entries are to be judged individually, standing then at a walk and trot on the line and must be serviceably sound.
Horses should stand with front legs perpendicular to the ground. Rear legs may be placed slightly back. The horse is also judged at some time during the class not stretched.
3. Emphasis is placed on type and conformation with consideration given to horse's ability to move correctly on the lead. Unnatural tail carriage should be penalized. See MO102.4 and MO114.2.
4. Not more than two handlers shall be allowed in the ring to show each horse in In-Hand classes. No item may be used inside or outside the ring while showing the horse except one whip per handler. (See General Rules, GR803.)

MO113 Classes

1. There is only one standard for type and conformation of the Morgan horse. If In-Hand classes are offered for horses in specific disciplines or specific classes or suitable to become classes (Classic Pleasure In-Hand, Western In-Hand, etc.) horses are judged against the criteria stated in MO102.

If such classes are offered competition management must print the above in the prize list to assure there is no misunderstanding and that no horse will be judged against any standard for another breed, discipline, or division.

2. In-Hand classes may include: Weanling colts, Yearling colts, Two-year-old colts, Three-year-old stallions, Four-year-old stallions, Five-year-old and over stallions, Sire and Get Class (stallions to be shown with two to four of Get), Get of Sire (two to four of Get to be shown), Weanling fillies, Yearling fillies, Two-year-old fillies, Three-year-old mares, Four-year-old mares, Five-year-old and over mares (may be divided into mares that have had foals and mares that have not produced foals), Broodmare and foal, Dam and Produce (mares to be shown with two or more of Produce), Produce of Dam (two to four of Produce to be shown), Weanling geldings, Yearling geldings, Two-year-old geldings, Three-year-old geldings, Four-year-old geldings and Five-year-old and over geldings; Champions and Reserve Champions are selected as outlined in GR810.1, GR810.2 and GR810.4.
3. In Classic Pleasure In-Hand classes, all handlers/tailers must not be professionals as defined in GR1306.
4. If specialty in-hand classes are held, they do not qualify for In-Hand Championships and are held according to local specifications.

SUBCHAPTER MO-3 SHOWING AND JUDGING REGULATIONS

IN PERFORMANCE CLASSES

MO114 Judging

1. Suitability of the horse and its motion for the type of job at hand is essential. Natural animated motion is desired in Park Horse classes. Easy ground-covering motion is desired in Pleasure and Working events. Judges must severely penalize any horse with laboring motion at any gait whether or not such motion indicates excessive weight or use of artificial training devices.
2. Judges must penalize unnatural tail carriage, which includes evidence of tail-setting and/or vertical break-over, dead tail and wry tail (wry tail is defined as askew, deformed, distorted or twisted). Judges must severely penalize tails carried vertically with an abrupt break-over (double-vertical).
3. Unless class specifications state otherwise entries are judged 40% on type and conformation and 60% on other qualifications appropriate to the class. Stakes are judged as qualifying classes. In Championship performance classes type and conformation shall count 50%. Judges must strictly apply these percentages.
4. Youth classes are to be judged in accordance with Open class specifications, open to exhibitors 21 years of age

and under. A youth rider or driver may exhibit stallions, mares and geldings.

5. Cross entering between Youth and Junior Exhibitor classes is permitted unless prohibited in the prize list.
6. Horses are to be shown at all required gaits both ways of the ring.
7. All horses chosen for a workout must be worked both ways of the ring at any gait requested.
8. In Pleasure Classes Under Saddle, horses must not be tested on obstacles.
9. Masters Classes are restricted to amateur riders/drivers age 50 years and older.

MO115 Qualifying Gaits

1. Walk: Flat-footed, steady, elastic.
2. Park Walk: Snappy, collected, animated, elastic and on a straight line.
3. Trot: Square, collected and balanced.
4. Park Trot: Animated, square, collected and balanced.
5. Pleasure Trot: Easy going trot with elasticity and freedom of movement.
6. Extended Trot: The extended trot should be bold, energetic, balanced and ground covering with a definite lengthening of stride resulting in an increase of speed without a sense of racing or straining. The mouth should remain light and the horse should demonstrate a complete acceptance of control without resistance at all times. A horse that does not remain light in the mouth and does not demonstrate a complete acceptance of control without resistance should be penalized.
7. Road Trot: Balanced, ground covering. Form should not be sacrificed for speed. Excessive speed should be penalized.
8. Slow Trot: (Formerly "Collected") The neck is raised, thus enabling the shoulders to move with greater ease in all directions, the hocks being well engaged and maintaining energetic impulsion, not withstanding the slower movement. The horse's steps are shorter but they are lighter and more mobile.
9. Working Trot: This is a pace between the strong and the slow trot and more round than the strong trot. The horses go forward freely and straight, engaging the hind legs with good hock action, on a taut but light rein, the position being balanced and unconstrained. The steps should be as even as possible. The hind feet touch the ground in the foot prints of the fore feet. The degree of energy and impulsion displayed at the working trot denotes clearly the degree of suppleness and balance of the horses.
10. Strong Trot: ("Trot On") Clear but not excessive increase in pace and lengthening of stride while remaining well balanced and showing appropriate lateral flexion on turns; light contact to be maintained. Excessive speed will be penalized. The term used for calling this gait is "Trot on."
11. Jog-Trot: A free, easy, two beat diagonal gait without a tendency to mix gaits.
12. Extended Jog-Trot: A lengthening of stride while maintaining a free and easy two beat diagonal gait.
13. Canter: Smooth, collected and straight on both leads.
14. Lope: Smooth, slow, straight and a three beat cadence.
15. Extended Lope: A lengthening of stride while maintaining a smooth, straight, three beat cadence.
16. Extended Canter: The extended canter should be ground covering, free moving and smooth. The extended canter should show a definite lengthening of stride, while still being controlled and mannerly. Extreme speed SHALL be penalized.
17. Hand Gallop: Long, free ground covering stride under control. Not a fast collected canter, but a true lengthening of stride, correct and straight on both leads. Extreme speed penalized.

SUBCHAPTER MO-4 MORGAN PARK SECTION

MO116 General

1. A Ladies Park Horse is outstanding in refinement and elegance, with suitability of horse to rider taken into consideration. Expression is paramount and quality is a prime consideration. The execution of gaits is performed with

MO - MORGAN DIVISION

brilliance on command. The horses should walk and stand quietly. Stallions are prohibited.

2. A Junior Exhibitor Park Horse should be mannerly, willing and expressive, with balanced action. The execution of gaits should be performed with brilliance on command. The horses should walk and stand quietly. Suitability of horse to rider is of particular importance, and manners are still the primary consideration. Stallions are prohibited.
3. An Amateur and Master Park Horse can be a bit stronger and perform in a bolder manner. More action and animation are desired and less emphasis can be put on manners than in Ladies or Junior Exhibitor Park classes. However, suitability of horse to rider must be considered and manners are still the primary consideration.
4. Morgan Park horses must not be asked to back.

MO117 Morgan Park Saddle Class

1. APPOINTMENTS.

- a. English tack must be used. A flat English saddle is appropriate.
- b. A full bridle (curb bit and bridoon) will be proper.
- c. Spurs and whip are optional.
- d. Martingales are not permitted.

2. ATTIRE. Informal attire recommended is a saddle suit or day coat with contrasting jodhpurs, vest, boots, and appropriate derby, soft hat or protective headgear. Formal attire is worn only after 6:00 p.m. and consists of a tuxedo style saddle suit, formal shirt with appropriate tie, vest or cummerbund, and boots. Gloves are optional for informal and formal attire.

3. SHOEING. In Park Saddle classes the length of toe must not exceed 5 3/4" including pads and shoe.

MO118 Morgan Park Saddle Class Specifications

1. MAIDEN, NOVICE, LIMIT, JUNIOR (four-years-old and under). To be shown at a park walk, park trot and canter and to be judged on quality, presence, performance with proper cadence and balance and manners 60%; type and conformation 40%.
2. OPEN, STALLIONS, MARES, GELDINGS, UNDER 15 HANDS, 15 HANDS AND OVER, YOUTH. To be shown at a park walk, a park trot and canter and to be judged on performance with proper cadence and balance, presence, quality and manners 60%; type and conformation 40%.
3. LADIES, AMATEUR, MASTER, JUNIOR EXHIBITOR. To be shown at a park walk, a park trot and canter and to be judged on manners, suitability, quality and performance with proper cadence and balance 60%; type and conformation 40%.
4. CHAMPIONSHIP. The same specifications as the above paragraphs except the percentages are 50%-50% instead of 60%-40%.

MO119 Morgan Park Harness Class

1. GENERAL.

- a. One attendant without whip must head each horse in Park Harness classes. All headers in the Morgan Division must be a minimum of sixteen years of age (Federation competition age, see GR103).
- b. In Park Harness Classes, judges will ask for a park walk, a park trot and, except in Ladies, Amateur, Master and Junior Exhibitor classes, "show your horse" (a smart trot without excessive speed).
- c. In Park Harness Classes all drivers should remain seated until all entries have been inspected and judged.
- d. Driver only is permitted in vehicle.

2. APPOINTMENTS

- a. In all Park Harness classes a driving snaffle with a half cheek and overcheck or sidecheck is considered proper in all Harness classes. One or two bits acceptable.
- b. In Park Harness classes only, a liverpool bit with sidecheck is permissible if driven in the half cheek as illustrated

- c. n HK116.
 - d. A running martingale must only be used when the horse is driven in a snaffle bit.
 - e. In Park Harness classes horses must be shown to a four-wheeled vehicle.
 - f. Equipment must be in sound condition.
3. SHOING. In Park Harness Classes the length of toe must not exceed 5 3/4" including pads and shoe.

MO120 Morgan Park Harness Class Specifications

1. MAIDEN, NOVICE, LIMIT, JUNIOR (four-years-old and under). To be shown at a park walk and a park trot and "show your horse", extreme speed to be penalized. To be judged on quality, performance with proper cadence and balance, presence, manners and suitability as a stylish harness horse 60%; type and conformation 40%.
2. OPEN, STALLIONS, MARES, GELDINGS, UNDER 15 HANDS, 15 HANDS AND OVER, YOUTH. To be shown at a park walk, a park trot and "show your horse", extreme speed to be penalized. To be judged on performance with proper cadence and balance, presence, quality, manners and suitability as a stylish harness horse 60%; type and conformation 40%.
3. LADIES, AMATEUR, MASTER, JUNIOR EXHIBITOR. To be shown at a park walk, a park trot, extreme speed to be penalized. To be judged on manners, suitability, quality and performance with proper cadence and balance 60%; type and conformation 40%.
4. CHAMPIONSHIP. The same specifications as the above paragraphs except the percentages are 50%-50% instead of 60%-40%.

SUBCHAPTER MO-5 MORGAN ENGLISH PLEASURE AND

PLEASURE DRIVING SECTION

MO121 General

1. A Ladies Pleasure Horse must display an elegant, refined and co-operative way of going with absolute acceptance of regimentation of speed and a light mouth at all times. Misconduct, resistance or unpleasantness of any kind must be severely penalized. Transitions of gaits must be effortless and smooth. Stallions are prohibited.
2. A Junior Exhibitor Pleasure horse is a safe, pleasant and mild mannered individual, showing complete co-operation. All signs of resistance, resentment or aggression must be severely penalized. Suitability of horse to rider is of particular importance. Stallions are prohibited.
3. An Amateur and Master Pleasure Horse shows all of the tractability and willingness of the fully trained Pleasure Horse. The horse may be somewhat stronger than a Ladies or Junior Exhibitor horse but must be co-operative and agreeable at all times. A light mouth and a willing nature are paramount to the Amateur and Master Pleasure Horse.
4. Horses may be asked to back.

MO122 Morgan English Pleasure Class

1. APPOINTMENTS. A flat, English style saddle and a full bridle (curb bit and bridoon) should be used. Exception: Side-Saddle English tack is allowed unless it is prohibited by the prize list.
2. ATTIRE. Informal attire recommended is a saddle suit or day coat with contrasting jodhpurs, vest, boots, and appropriate derby, soft hat or protective headgear. Formal attire is worn only after 6:00 p.m. and consists of a tuxedo style saddle suit, formal shirt with appropriate tie, vest or cummerbund, and boots. Gloves are optional for informal and formal attire.
3. SHOING. In English Pleasure classes the length of toe must not exceed 5" including pad and shoe.

MO123 Morgan English Pleasure Class Specifications

1. In English Pleasure classes horses may be asked to back.

MO - MORGAN DIVISION

2. MAIDEN, NOVICE, LIMIT, OPEN, STALLIONS, MARES, GELDINGS, UNDER 15 HANDS, 15 HANDS AND OVER, YOUTH. To be shown at a walk, pleasure trot, road trot and canter, with light rein but still maintaining contact with the horse's mouth. To be judged on manners, performance with proper cadence and balance, quality presence and apparent ability to give a good pleasure ride 60%; type and conformation 40%.
3. JUNIOR HORSE. To be shown at a walk, pleasure trot, road trot and canter, with light rein but still maintaining contact with the horse's mouth. To be judged on manners, quality, performance with proper cadence and balance, presence and apparent ability to give a good pleasure ride 60%; type and conformation 40%.
4. JUNIOR EXHIBITOR. To be shown at a walk, pleasure trot, road trot and canter, with light reining but still maintaining contact with the horse's mouth. To be judged on manners, suitability, performance with proper cadence and balance, quality, presence and apparent ability to give a good pleasure ride 60%; type and conformation 40%.
5. LADIES. To be shown at a walk, pleasure trot, road trot and canter, with light rein but still maintaining contact with the horse's mouth. To be judged on manners, suitability, quality, performance with proper cadence and balance, presence and apparent ability to give a good pleasure ride 60%; type and conformation 40%.
6. AMATEUR, MASTER. To be shown at a walk, pleasure trot, road trot and canter, with light rein but still maintaining contact with the horse's mouth. To be judged on manners, performance with proper cadence and balance, suitability, quality, presence and apparent ability to give a good pleasure ride 60%; type and conformation 40%.
7. CHAMPIONSHIP. The same specifications as the above paragraphs except the percentages are 50%-50% instead of 60%-40%.

MO124 Morgan Pleasure Driving Class

1. GENERAL

- a. In Pleasure Driving Classes all drivers shall remain seated until all entries have been inspected and judged.
- b. One attendant without whip must head each horse in Pleasure Driving classes. All headers in the Morgan Division must be a minimum of sixteen years of age (Federation competition age, see General Rules, GR103).
- c. Driver only is permitted in vehicle.
- d. In Two-year Old Pleasure Driving Classes, horses will not be asked to back.

2. APPOINTMENTS.

- a. A driving snaffle with a half cheek and overcheck or sidecheck is considered proper. One or two bits acceptable.
- b. A running martingale must be used.
- c. In Pleasure Driving classes horses must be shown to an appropriate two-wheeled vehicle.
- d. Equipment must be in sound condition.

3. SHOEING. In Pleasure Driving classes the length of toe must not exceed 5" including pad and shoe.

MO125 Morgan Pleasure Driving Class Specifications

1. In Pleasure Driving classes horses may be asked to back.
2. MAIDEN, NOVICE, LIMIT, OPEN, STALLIONS, MARES, GELDINGS, UNDER 15 HANDS AND OVER, YOUTH. To be shown at a walk, pleasure trot, road trot. To be judged on manners, performance with proper cadence and balance, quality, presence and apparent ability to give a good pleasure drive 60%; type and conformation 40%.
3. JUNIOR HORSE. To be shown at a walk, pleasure trot, road trot. To be judged on manners, quality, performance with proper cadence and balance, presence and apparent ability to give a good pleasure drive 60%; type and conformation 40%.
4. JUNIOR EXHIBITOR. To be shown at a walk, pleasure trot, road trot. To be judged on manners, suitability, performance with proper cadence and balance, quality, presence and apparent ability to give a good pleasure drive 60%; type and conformation 40%.
5. LADIES. To be shown at a walk, pleasure trot, road trot. To be judged on manners, suitability, quality, performance

with proper cadence and balance, presence and apparent ability to give a good pleasure drive 60%; type and conformation 40%.

6. AMATEUR, MASTER. To be shown at a walk, pleasure trot, road trot. To be judged on manners, performance with proper cadence and balance, suitability, quality, presence and apparent ability to give a good pleasure drive 60%; type and conformation 40%.
7. CHAMPIONSHIP. The same specifications as the above paragraphs except the percentages are 50%-50% instead of 60%-40%.

SUBCHAPTER MO-6 MORGAN CLASSIC PLEASURE SECTION

MO126 General

1. It is imperative that the horse give the distinct appearance of being a pleasure to ride or drive with emphasis on the walk and smooth transitions. Horses that do not stand quietly and back readily must be severely penalized.
2. Classic Pleasure classes are open to amateur riders and drivers only.
3. Headers in Classic Pleasure classes must be a minimum of sixteen years of age (GR103).
4. CROSS ENTERING. In Classic Pleasure classes, cross entering is allowed in all other English Pleasure and Pleasure Driving sections provided the toe and shoeing requirements of the horse are met and only if the prize list so states. Cross entering in all other classes is permitted.

MO127 Morgan Classic Pleasure Saddle Class

1. APPOINTMENTS. A flat, English saddle and a full bridle (curb bit and bridoon) should be used. Exception: Side-saddle English tack is allowed unless it is prohibited in the prize list.
2. ATTIRE. Informal attire recommended is a saddle suit or day coat with contrasting jodhpurs, vest, boots, and appropriate derby, soft hat or protective headgear. Formal attire is worn only after 6:00 p.m. and consists of a tuxedo style saddle suit, formal shirt with appropriate tie, vest or cummerbund, and boots. Gloves are optional for informal and formal attire.
3. SHOEING. In Classic Pleasure classes, horses may be shown with or without rim pads. A rim pad must follow the inner and outer edge of the shoe and the connection at the heel must not be wider than any aspect of the shoe. The length of toe including shoe and pad must not exceed 4 1/2". *BOD 1/16/16 Effective 4/1/16*

MO128 Morgan Classic Pleasure Saddle Class Specifications

1. In Classic Pleasure Saddle classes horses must be asked to back.
2. SADDLE, MAIDEN, NOVICE, LIMIT, OPEN, STALLIONS, MARES, GELDINGS, UNDER 15 HANDS, 15 HANDS AND OVER, JUNIOR, JUNIOR EXHIBITOR, LADIES, AMATEUR, MASTER, YOUTH. To be shown at a walk, pleasure trot, road trot and canter. Horses must stand quietly and back readily. To be judged on manners, performance with proper cadence and balance and gait 60%; type and conformation 40%.
3. CHAMPIONSHIP. The same specifications as the above paragraph except the percentages are 50%-50% instead of 60%-40%.

MO129 Morgan Classic Pleasure Driving Class

1. GENERAL.
 - a. In Classic Pleasure Driving Classes all drivers should remain seated until all entries have been inspected and judged.
 - b. One attendant without whip must head each horse in Classic Pleasure Driving classes. All headers in the Morgan Division must be a minimum of sixteen years of age (Federation competition age, see GR103).
 - c. Driver only is permitted in vehicle except in special carriage, costume or period events.

2. APPOINTMENTS.

- a. In Classic Pleasure Driving classes horses must be shown to an appropriate two-wheeled vehicle.
 - b. In Classic Pleasure Driving classes horses must be shown in a driving snaffle with a half cheek and over check or side check (one or two bits acceptable). A running martingale must be used. Equipment must be in sound condition.
3. SHOEING. In Classic Pleasure classes, horses may be shown with or without rim pads. A rim pad must follow the inner and outer edge of the shoe and the connection at the heel must not be wider than any aspect of the shoe. The weight of the shoe, including rim pad, must not exceed 16 ozs., and the length of toe including shoe and pad must not exceed 4 1/2".

MO130 Morgan Classic Pleasure Driving Class Specifications

1. In Classic Pleasure Driving classes horses must be asked to back.
2. PLEASURE DRIVING: MAIDEN, NOVICE, LIMIT, OPEN STALLIONS, MARES, GELDINGS, UNDER 15 HANDS, 15 HANDS AND OVER, JUNIOR, JUNIOR EXHIBITOR, LADIES, AMATEUR, MASTER, YOUTH. To be shown to an appropriate vehicle at a walk, pleasure trot and road trot. Horses must stand quietly and back readily. To be judged on manners, performance with proper cadence and balance and gait 60%; type and conformation 40%.
3. CHAMPIONSHIP. The same specifications as the above paragraph except the percentages are 50%-50% instead of 60%-40%.

SUBCHAPTER MO-7 MORGAN WESTERN PLEASURE SECTION

MO131 General

1. The Morgan Western Pleasure Horse should be a mild mannered individual whose attitude and gaits provide a pleasant riding experience. He should have substance, especially in the rear quarter, be close coupled, and have good definition of withers while demonstrating proper Morgan type and conformation.
2. The Morgan Western Pleasure head carriage should be naturally comfortable, varying from individual to individual, but should never be exaggerated in a position too high or too low for correct body balance. The face should not be set behind the vertical. Head carriage below the withers must be severely penalized.
3. All Western Pleasure horses being considered for a ribbon must be required to back and must be judged on willingness.
4. Western horses should stand with all four legs perpendicular to the ground in the line up.
5. When the end of the split reins fall on side of reining hand, one finger between the reins is permitted. When using a romal or when the ends of split reins are held in the hand not used for reining, no finger between the reins is allowed. Rider may hold the romal or the end of split reins to keep them from swinging and to adjust the position of the reins provided there is at least 16 inches of rein between the hands.
6. Bridles may be checked at the discretion of the judge(s). The judge(s) may designate the steward to check bridles. If checking is done in the class lineup, one attendant must be invited in, and if requested by the judge(s), may assist in the checking of bridles. The attendant may assist with re-bridling and remounting. Riders must dismount.
7. All exhibitors must remain mounted until they have left the ring unless requested to dismount by the judge(s). All horses must leave the ring in a forward motion, no backing out of ring.
8. Any class with 50 or more entries must be divided. Awards and prize money must be given in each section; add back money to be awarded.
9. The fall of a horse and/or rider in a western pleasure class must result in elimination.

MO132 Appointments and Attire

1. Western tack must be used in all classes. Competitors must be penalized for incomplete appointments and attire

but not necessarily disqualified. Entries must be shown with stock saddle. Silver equipment will not count over a good working outfit. A Western side saddle is considered legal equipment. Tapaderos are prohibited.

2. There is no discrimination against any standard Western bit. A standard Western bit is defined as having a shank with a maximum length overall of 8 1/2" (See WS105). The mouthpiece consists of a metal bar 5/16" to 3/4" in diameter as measured one inch in from the shank. The bars may be inlaid but must be smooth or latex wrapped. Nothing must protrude below the mouthpiece (bar) such as extensions, prongs or rivets designed to intimidate the horse. Rollers attached to the center of the bit are acceptable, and may extend below the bar. Jointed mouthpieces are acceptable and may consist of two or three pieces and may have one or two joints. A three piece mouthpiece may include a connecting ring of 1 1/4" or less in diameter or a connecting flat bar of 3/8," to 3/4" (measured top to bottom with a maximum length of 2"), which lies flat in the mouth, or a roller or port as described herein. The port must be no higher than 3 1/2" maximum with roller(s) and covers acceptable. Jointed mouthpieces, half breeds and spade bits are standard. Slip or gag bits, rigid donut mouthpieces and flat polo mouthpieces are prohibited. Roping bits with both reins connected to a single ring at center of cross bar must not be used. Reins must be attached to each shank. Any rein design or other device which increases the effective length and thereby the leverage of the shank of a standard western bit is prohibited. Anything that alters the intended use of equipment as provided for in the description of appointments for a given class is considered to be an artificial appliance.
3. Standard snaffle bits are permitted in any class on a junior horse four years old and under. A standard snaffle bit is defined as a center jointed single rounded, unwrapped smooth mouthpiece of 5/16" to 3/4" diameter metal as measured from ring to 1" in from the ring with a gradual decrease to the center of the snaffle. The rings may be from 2" to 4" outside diameter of either the loose type, eggbutt, dee or center mounted without cheeks. If a curb strap is used it must be attached below the reins.
4. Hackamores are permitted in any class on a junior horse four years old and under. A hackamore includes a bosal rounded in shape and constructed of flexible braided rawhide or leather and must have a flexible nonmetallic core attached to a suitable headstall with maximum diameter of 3/4" at the cheek. Attached reins must be of hair, rope, leather or leather-like materials. Other material of any kind must not be used in conjunction with a bosal, i.e., steel, metal or chains (Exception: Smooth plastic electrical tape is acceptable).
5. Artificial appliances that tend to alter performance are prohibited. Use of tongue ties or materials of any kind placed in the horse's mouth other than a standard Western bit or snaffle bit as defined in MO132.2 and MO132.3 is prohibited. Curb chains and leather chin straps may be used but must be flat and at least 1/2" in width and lie flat against the jaws of the horse. Wire, rawhide, metal or other substance must not be used in conjunction with or as part of the leather chin strap, or curb chains. Rounded, rolled, braided or rawhide curb straps are prohibited. A light lip strap is permissible. Hackamore bits, pencil bosals, cavesson type nosebands, martingales and tie downs are prohibited. A judge does not have the authority to add or to remove any of the allowed equipment as specified above.
6. Snaffle or Hackamore Horse. A snaffle or hackamore horse is a junior horse shown in either a ring snaffle or hackamore. A junior horse may be switched back and forth from a bridle (one hand) to snaffle or hackamore (two hands both of which must be visible to the judge).
7. Riders must wear suitable western hat, long-sleeved shirt with any type collar; trousers or pants (a one-piece long-sleeved equitation suit is acceptable, provided it includes a collar). Chaps, shotgun chaps, or chinks, and boots are required. Riders must wear a necktie, kerchief, bolo tie or pin. A vest, jacket, coat and/or sweater are optional. Protective headgear is acceptable; not required to be of Western style. Refer to GR801.

MO133 Shoeing

In Western Pleasure classes the length of toe must not exceed 5" including pad and shoe.

MO134 Morgan Western Pleasure Class Specifications

1. MAIDEN, NOVICE, LIMIT, OPEN, STALLIONS, MARES, GELDINGS, UNDER 15 HANDS, 15 HANDS AND OVER, YOUTH. To be shown at a walk, jog-trot, and lope, with light rein but still maintaining contact with horse's mouth. The judge may ask for an extension of any gait. To be judged on manners, performance with proper cadence and balance, quality, presence and apparent ability to give a good pleasure ride, with emphasis on manners and gait 60%; type and conformation 40%.
2. JUNIOR HORSE (4 years old and under) To be shown at a walk, jog-trot, and lope, with light rein but still maintaining contact with horse's mouth. The judge may ask for an extension of any gait. To be judged on manners, quality, performance with proper cadence and balance, presence and apparent ability to give a good pleasure ride, with emphasis on manners and gait 60%; type and conformation 40%.
3. JUNIOR EXHIBITOR. To be shown at a walk, jog-trot, and lope, with light rein but still maintaining contact with horse's mouth. The judge may ask for an extension of any gait. To be judged on manners, suitability, performance with proper cadence and balance, quality, presence and apparent ability to give a good pleasure ride, with emphasis on manners and gait 60%; type and conformation 40%.
4. LADIES. To be shown at a walk, jog-trot, and lope, with light rein but still maintaining contact with horse's mouth. the judge may ask for an extension of any gait. To be judged on manners, suitability, quality, performance with proper cadence and balance, presence and apparent ability to give a good pleasure ride, with emphasis on manners and gait 60%; type and conformation 40%.
5. AMATEUR, MASTER. To be shown at a walk, jog-trot, and lope, with light rein but still maintaining contact with horse's mouth. the judge may ask for an extension of any gait. To be judged on manners, performance with proper cadence and balance, suitability, quality, presence and apparent ability to give a good pleasure ride, with emphasis on manners and gait 60%; type and conformation 40%.
6. CHAMPIONSHIPS. The same specifications as the above paragraphs except the percentages are 50%-50% instead of 60%-40%.

WESTERN PLEASURE

PLEASURE	GOOD	MINOR FAULTS	MAJOR FAULTS	ELIMINATION
WALK	Ground covering Flat footed Good attitude	Slow Disinterested Not attentive	Nervous Jogging Not walking	
JOG	Easy riding Good motion Consistent Steady	Too slow Too fast	Not performing a two-beat jog Failing to jog both front and back	
LOPE	Easy riding Good motion Consistent Steady	Too slow Too fast	Hard or rough riding	
EXTENDED JOG	Easy riding Good motion Consistent	Inconsistent speed	Breaking gaits; Pulling; Hard or rough riding; No increase in speed	
BACK	Proper flexion Readily responsive Back in straight line	Hesitant Not backing straight	Throwing head; Gaping mouth; Pulling; Not backing; Rearing	
GENERAL	Smooth Steady Easy riding Proper flexion & balance Good attitude	Over or under flexion Sour ears Switching tail Inconsistent speed Out of balance Poll too high or too low to throw horse out of balance Improper or incomplete appointments	Throwing head Bad mouth Constant bumping the bit Gaping mouth Constant breaking of gaits Obvious schooling	Two hands on reins (exception: snaffle/hackamore horses) or fingers between closed reins or more than one finger between split reins Kicking Illegal equipment Lameness Cueing horse in front of cinch Fall of horse or rider Bleeding mouth

SUBCHAPTER MO-8 MORGAN HUNTER PLEASURE SECTION

MO135 General

1. The Morgan Hunter Pleasure Horse should be a mild mannered individual capable of working on a light rein with only light contact with the bit. He should have ground covering gaits that would be comfortable for horse and rider over extended periods of time. He should have impeccable manners and should clearly enjoy his work. He should not be penalized for slight errors.
2. The Morgan Hunter Pleasure Horse should demonstrate proper Morgan type and conformation. The Morgan may travel with his nose out slightly ahead of the vertical. A Morgan Hunter Pleasure Horse should not carry his head behind the vertical. The horse should give a ground-covering impression.
3. Morgan Hunter Pleasure horses should stand with all four legs perpendicular to the ground in the line-up.
4. Horses may be asked to back.

MO136 Appointments

The Morgan Hunter Pleasure Horse should be shown with Hunter-style equipment, including forward or balance seat saddle, and snaffle, pelham, kimberwicke bits or full bridle (curb and snaffle). Curb or Pelham bits with cheek pieces exceeding five and one-half inches (5 1/2") in total length are prohibited. The length of the shank is measured from the uppermost part of the headstall slot to the rein ring. Breast plates are permissible, but martingales are prohibited. Mane and tail may be braided in traditional hunter style. No discrimination will be made against a full unbraided mane and tail.

MO137 Attire

1. In Morgan Hunter Pleasure classes it is not mandatory that a Jr. Exhibitor wear headgear harness. Riders may not be barred from showing for not wearing harness.
2. Recommended: Informal attire should include traditional hunter-style jacket, breeches or hunter jodhpurs, dark hunting cap, derby or protective headgear and appropriate boots. A stock choker or four-in-hand tie with any color shirt is correct.
3. Recommended formal attire consists of a hunter shadbelly with buff or canary breeches, stock tie, canary vest, top hat and hunt boots. In all classes, gloves, hunter crop or bat, spurs and appointments are optional. Formal attire (shadbelly) is optional for all female competitors after 6:00 p.m. or in Championship classes held at any time. Protective headgear may be worn without penalty. (See GR801)

MO138 Shoeing

In Hunter Pleasure classes the length of toe must not exceed 5" including pad and shoe.

MO139 Morgan Hunter Pleasure Class Specifications

1. In Hunter Pleasure classes horses may be asked to back.
2. MAIDEN, NOVICE, LIMIT, OPEN, STALLIONS, MARES, GELDINGS, UNDER 15 HANDS, 15 HANDS AND OVER, YOUTH. To be shown at a walk, trot, extended trot, canter and extended canter, with light rein but still maintaining contact with the horse's mouth. To be judged on manners, performance with proper cadence and balance, quality, presence and apparent ability to give a good pleasure ride 60%; type and conformation 40%.
3. JUNIOR HORSE. To be shown at a walk, trot, extended trot, canter, and extended canter with light rein but still maintaining contact with the horse's mouth. To be judged on manners, quality, performance with proper cadence and balance, presence and apparent ability to give a good pleasure ride 60%; type and conformation 40%.
4. JUNIOR EXHIBITOR. To be shown at a walk, trot, extended trot, canter and extended canter with light reining but still maintaining contact with the horse's mouth. To be judged on manners, suitability, performance with proper

cadence and balance, quality, presence and apparent ability to give a good pleasure ride 60%; type and conformation 40%.

5. LADIES. To be shown at a walk, trot, extended trot, canter and extended canter with light rein but still maintaining contact with the horse's mouth. To be judged on manners, suitability, quality, performance with proper cadence and balance, presence and apparent ability to give a good pleasure ride 60%; type and conformation 40%.
6. AMATEUR, MASTER. To be shown at a walk, trot, extended trot, canter and extended canter with light rein but still maintaining contact with the horse's mouth. To be judged on manners, performance with proper cadence and balance, suitability, quality, presence and apparent ability to give a good pleasure ride 60%; type and conformation 40%.

SUBCHAPTER MO-9 MORGAN ROADSTER SECTION

MO140 General

1. Gait requirements. The principal assignment for Roadsters is the trot. They shall be asked to trot at three distinctive speeds; the slow jog trot, the faster road gait and at full speed. Judges may ask Roadsters to walk. At all speeds they shall work in form with their heads set and their legs working beneath them. The trot should be balanced. Long sprawling action in front, dragging or trailing hind legs and spraddle gaited behind makes a balanced trot impossible. Animation, action, brilliance and competition ring presence should characterize Roadsters in working at a jog trot or road gait. When asked to show at speed, they must show speed and go in form. Although speed is of great importance, horses that pace, break or run on the turns must be severely penalized.
2. Judging Procedure. Roadsters enter the ring clockwise at a jog trot, show at a road gait; turn counter-clockwise at the jog trot, show at a road gait and then trot at speed. Horses should be shown on the rail at all times, except when passing and should go to the far end of every corner without side reining, should be light mouthed, capable of being taken up at any time, willing to walk and stand while being judged in the line-up. When horses are lined-up, no header is permitted and driver shall not leave his vehicle when left in the center of the ring while part of the class is on the rail for a workout. During the line-up, headers are permitted in Amateur, Master, Ladies and Juvenile Roadster classes. The header must not touch the entry except for safety reasons. During a workout the header may uncheck and hold the entry. However, when the workout is over the horse must be rechecked and the header must move away from the horse. The header must take no action that would affect the performance of any animal.

MO141 Appointments

1. Appropriate harness includes blinkers of square pattern, snaffle bit, overhead check and running martingale. Horses are to be shown to a road bike with stirrups but without boot or basket. Quarter Boots or Bell Boots are allowed.
2. Under Saddle. Horses are to be shown under English Saddle with full martingale, and open bridle with snaffle bit, single or double reins. Quarter Boots or Bell Boots are allowed.

MO142 Attire

Except as may otherwise be mandated by local law, exhibitors in Bike or Under Saddle classes shall wear stable colors, cap and jacket to match; protective headgear of any color is acceptable and encouraged. See GR801. Except as may otherwise be mandated by local law, while riding or driving a Roadster anywhere on the competition grounds, all juniors riding or driving a Roadster in Morgan, Bike or Under Saddle classes must wear properly fitting protective headgear which passes or surpasses ASTM (American Society for Testing and Materials)/SEI (Safety Equipment Institute) standards for equestrian use and carries the SEI tag as specified in GR801. Harness must be secured and properly fitted. A matching cover may be worn over the protective headgear or the protective headgear may be painted in matching stable colors.

MO143 Shoeing

In Roadster classes the length of toe must not exceed 5 3/4" including pads and shoe.

MO144 Morgan Roadster Class Specifications

NOTE: "Morgan type" is the criteria when judging type in Morgan Roadster classes.

1. SINGLE ROADSTER TO BIKE OPEN, AMATEUR, MASTER. To be shown to a road bike at a jog-trot, road gait and at speed. To be judged on performance with proper cadence and balance, speed, quality and manners 60%; type and conformation 40%.
2. ROADSTER UNDER SADDLE. To be shown at a jog-trot, road gait and at speed. To be judged on performance with proper cadence and balance, speed, quality and manners 60%; type and conformation 40%. Saddle classes do not qualify a horse for Bike Championships.
3. GREEN ROADSTER TO BIKE. A Green Roadster is a horse of any age in his first or second year of showing in Roadster Bike classes at any competition. To be shown at a jog-trot, road gait and at speed. To be judged on performance with proper cadence and balance, speed, quality and manners 60%; type and conformation 40%.
4. CHAMPIONSHIPS. The same specifications as the above paragraphs except the percentages are 50%-50% instead of 60%-40%.

SUBCHAPTER MO-10 MORGAN WORKING HUNTER SECTION

MO145 General

1. Open to Morgan stallions, mares and geldings. Stallions are prohibited in Ladies and Junior Exhibitor classes. Morgan Working Hunters may be any size.
2. Morgan Working Hunters are to be judged on an even hunting pace, manners, smooth and calm jumping style, and the ability to accommodate hunting type conditions. Manners are especially emphasized in Amateur, Jr. Exhibitor, and Ladies classes. Horses must be serviceably sound and all horses being considered for an award over obstacles must be jogged for soundness with the rider dismounted.
3. Morgan Working Hunter horses should stand with all four legs perpendicular to the ground in the line-up.
4. Horses may be asked to back.
5. In order to be eligible to accrue points for the Horse of the Year awards program, classes entered must be conducted as set forth in Subchapter MO-10 Morgan Working Hunter.

MO146 Appointments

1. Saddles must be forward seat with or without a shaped pad with a leather or leather look alike girth, which may be cut out at the elbows, or a lonsdale, balding or string girth.
2. A breastplate is optional.
3. Martingales are optional over fences but are prohibited in Under Saddle classes, Hack and tie-breaking Under Saddle classes.
4. Bridles may be rolled or flat leather; browbands and cavessons may be of plain leather, flat, braided, raised or rolled.
5. Reins may be braided, laced or plain when used with a snaffle, pelham or hunting double bridle.
6. Bridles should be plain traditional hunting style, with biting to include snaffles or pelhams. If a full bridle (curb and bridoon) is used, the bridoon is thicker than in an English Pleasure full bridle. Excessive length of the curb shank shall be penalized. Plain cavesson nosebands are recommended. A judge may penalize for non-conventional types of bits and nosebands. Competitors may be refused an award unless they return for jogging soundness in the same bridle in which they performed.
7. Ladies side saddles may be used, but care must be used to ensure that they are safe and fitted correctly. See HU130.

MO147 Attire

1. Informal Attire. Solid or conservative plaid hunter style jacket with buttons of the same or contrasting color (not brass). Soft hue or rust breeches worn with tall boots. Soft hue or rust jodhpurs worn with jodhpur boots and garters (fastened below the knee and appropriate for young riders but not inappropriate for any age). Dark hunting caps, hunting bowlers with or without hat guards or protective headgear for adults but Jr. Exhibitors must wear protective headgear per GR801. All riders must wear protective headgear while jumping anywhere on the competition grounds in accordance with GR801. Conservative stock choker or four in hand tie with any color shirt. Gloves, hunting crop or short workman like bat optional. Unrowelled spurs with straps optional.
2. Formal Attire.
 - a. Ladies: Black, dark blue or charcoal hunter shadbelly with matching buttons. Buff or canary breeches. Hunting top hat with optional hat guard for adults but Jr. Exhibitors must wear protective headgear per General Rules, GR801. All riders must wear protective headgear while jumping anywhere on the competition grounds in accordance with GR801. Canary vest or vest points, tall black hunt boots and gloves of black, buff or string. Whip with hunt thong or hunt bat optional. Unrowelled spurs with straps optional.
 - b. Men: Black, navy or charcoal hunter style jacket with matching buttons. Conservative four in hand tie or white stock tie. Buff or canary breeches. Black hunt boots. Dark hunting cap, bowler or protective headgear for adults but Jr. Exhibitors must wear protective headgear per GR801. All riders must wear protective headgear while jumping anywhere on the competition grounds in accordance with GR801.
3. Ladies side saddle attire should comply with HU129.

MO148 Shoeing

1. Morgan Working Hunter horses may be shod for the type of terrain being utilized. There are no specific weight limits, but the length of toe must not exceed 5 3/4" including pad and shoe. Weight attached to the exterior of the hoof or pad is prohibited. Borium or standard screw caulks are allowed.
2. At an all Morgan competition all Champions and Reserve Champions must have one foot measured immediately upon leaving the ring except in classes where points are accumulated to determine Championships (i.e. Dressage & Hunter). See GR510.

MO149 Courses

1. The prize list must specify the fence heights of classes offered which must never exceed the stated height. Course diagrams must be posted at least one hour prior to the class and fences must be numbered and the direction taken noted. If courtesy circles are to be restricted by a mandatory line, the line must be clearly marked on the course diagram and a marker must be on the course.
2. Solid, sturdy obstacles are necessary and care must always be used in the placement, design and the flow of the course. Ground lines are crucial and the obstacles should simulate those found in the hunting field-post and rails, brush, stone and brick walls, white board fences, and gates, coops, oxers, etc. Targets and striped rails are not appropriate, but can often be redecorated or camouflaged to achieve a hunter style course. Handy class obstacles should simulate those found in hunt country. There should be at least two changes of direction and a combination. For In and Outs, refer to HU 123.
3. Horses must execute at least eight jumping attempts. Any number of fences, jumped multiple times, will suffice. A change of direction is required in all classes.
4. Except in cases of inclement weather, broken equipment, safety reasons or similar emergency, a course must not be altered except by permission of all exhibitors. Management may substitute original obstacles if they are rendered unusable.

MO150 Height of Obstacles

1. All obstacles must be set at the required height. The required height may have a variance of no more than 2" over and under.
2. Spreads must not exceed the height of obstacle.
3. The following represent the fence heights of obstacles for Hunter classes:
 - a. Regular Working: 3'-3'3";
 - b. Green Working: 2'6" to 2'9";
 - c. Adult Amateur, Amateur/Owner, Junior Exhibitor, Youth: 2'6" to 2'9";
 - d. Pre-Green: 2'6";
 - e. Modified: 2'6";
 - f. Low: 2'3";
 - g. Maiden, Novice, Limit and Junior Horse: 2'3" .

MO151 Class specifications

1. Hunter classes may include any of the following: Regular Working, Amateur/Owner, Adult Amateur, Youth, Jr. Exhibitor, Green, Pre-green, Modified, Low, Maiden, Novice, Limit, Junior Horse and divisions relating to the sex of the horse or rider, and/or the size of the horse.
 - a. Regular Working: Open to any horse of any age. To be judged on performance, manners and soundness.
 - b. Green Working: Open to any horse in its first or second year of showing at any licensed competition in over fence classes 2'6" - 2'9". To be judged on performance, manners and soundness.
 - c. Adult Amateur Amateur Owner, Junior Exhibitor, Youth: To be judged on performance, manners and soundness.
 - d. Pre-Green: Open to any horse in its first or second year of showing at any licensed competition over fences 2'6" . To be judged on performance, manners, and soundness.
 - e. Modified: open to horses of any age. To be judged on performance, manners and soundness.
 - f. Low: open to horses of any age. To be judged on performance, manners, and soundness.
 - g. Maiden, Novice, Limit, and Junior Horse: To be judged on performance, manners, and soundness.
 - h. Under Saddle: Horses to be shown at a walk, trot, canter, and hand gallop both ways of the ring. For safety reasons, the judge may limit the number of horses to hand gallop at one time. Excessive speed at the hand gallop should be penalized. Light contact is required and the horse should be responsive, obedient, alert and move freely. Horses should not be eliminated for slight errors.
 - i. Hunter Hack: Horses to be shown at a walk, trot and canter both ways of the ring. Horses are then individually asked to jump two fences 1'6"- 2'6" in height and hand gallop one way of the ring.
 - j. Bridle Path Hack-Hunter type horse to be shown at a walk, trot, canter and hand gallop both ways of the ring. To back easily and stand quietly while rider dismounts and mounts. Emphasis is placed on actual suitability to purpose.

MO152 Championship Points

1. A championship may not be offered in a section unless a minimum of two over fences classes and one Under Saddle class are held (exception: Ladies Side Saddle does not count). If a competition offers more than one Under Saddle class, only one may count towards the Championship. The prize list must specify the class to count.
2. When a Championship is offered, a poster must be kept in a prominent place with cumulative points charted. Only the first six places count toward Championship regardless of the number of ribbons offered.
3. Ribbons won in restricted classes will not count unless complementary classes are also offered to afford each equal opportunity to fulfill the minimum class requirements.
4. Ties are broken per HU149; the horse scoring the most points over fences wins the tie; or, in the face of a tie after that, the horses are shown and judged as an Under Saddle class.

MO153 Jumping Order

See HU158.

MO154 Judging

See HU131.

MO155 Performance

See HU135.

MO156 Faults

See HU136.

SUBCHAPTER MO-11 MORGAN HERITAGE DRIVING SECTION**MO157 General**

1. The Morgan Heritage class portrays the Morgan's place in history with detailed attire and correct tack and appointments conforming to the historical style of the entry. Historical styles should be pre-1950's. The horse should be appropriate for the historical style of the entry.
2. Shoeing. In all Morgan Heritage classes the length of toe must not exceed 5 3/4" including pads and shoe

MO158 Appointments

1. Attire: Attire should be as authentic as possible for the historic style of the entry and conform to the type of turnout.
2. A one minute typewritten, double spaced description of the entry and its historical significance is required for the announcer.
3. Driving: Entries in harness must use an antique or authentic antique reproduction vehicle. Drivers must carry a whip in hand at all times.
4. The tack should be in good condition, clean, fit properly and be appropriate for the historical style of the entry.

MO159 Class Specifications

To be shown individually, or in groups, from a line up at gaits appropriate for the type of turnout. To be judged: 30% on performance, manners and way of going; 30% on attire, tack, vehicle and appointments; 30% on over-all impression; and 10% on historical write up.

SUBCHAPTER MO-12 MORGAN EQUITATION**MO160 Morgan Equitation Classes**

Morgan Equitation classes (except AMHA Medal classes) are conducted according to Federation Chapter EQ, Subchapter EQ-1 and may be offered in five seats: Hunter Seat (Subchapter EQ-2), Saddle Seat (Subchapter EQ-3), Reining Seat (Subchapter EQ-4) or Western Seat (Subchapter EQ-4, but limited to Tests 1-5 under EQ129) and Dressage Seat (DR133). In Reining Seat or Western Seat Equitation classes that are not AMHA Medal Classes, hack-amores, as defined in WS105.4, all snaffle bits including those defined in WS105.3, tie-downs, running martingales, draw reins, bosals, and cavesson type nosebands are prohibited.

MO161 Judging Requirements For All Seats

1. In equitation classes, only the rider is being judged; therefore, any horse which is suitable for a particular style of riding and is capable of performing the required class routine is acceptable. Stallions are prohibited.
2. In Hunter Seat, Western Seat, Hunter Seat over Fences and Reining Seat classes, the fall of horse or rider must eliminate the entry. If the fall (or three disobediences in over fence classes) occurs during a ride-off, the contestant

MO - MORGAN DIVISION

must be placed last of those chosen for the ride-off. In Saddle Seat classes, the fall of horse or rider does not necessarily eliminate the rider but may be penalized at the judge's discretion. For Western and Reining Seat classes, see Chapter EQ, Subchapter EQ-4, Western/Reining Seat Equitation Chart.

3. Any rider not having his mount under sufficient control must be dismissed from the ring and shall be disqualified from that class.
4. Riders must remain on the same mount throughout all phases of an equitation class until the judge requests a change.
5. No rider shall be asked to perform a test on another mount before the rider has been tested on their own.
6. No attendant shall be allowed in the ring except at the request of the judge.
7. Protective headgear is acceptable.

MO162 Morgan Saddle Seat Classic Equitation

1. Open to all Junior riders who are less than eighteen (18) years old (GR127).
2. Riders must be mounted on a Morgan horse eligible to compete as a Classic horse (4 1/2" toe and 16 oz. shoe-with or without rim pads. Rim pads must follow the inner and outer edge of the shoe and the connection at the heel must not be wider than any aspect of the shoe).
3. Riders in these classes must not show in any other class in the Saddle Seat Section at said competition, except the AMHA Medal, USEF Medal, UPHA and NHS (Good Hands) classes. Riders are eligible to compete in the open Saddle Seat Equitation Championship if there is no Classic Equitation Championship.
4. Only informal attire as described in EQ114.1a is permitted in the Classic Equitation classes. Protective headgear is acceptable. When a rider who is competing in the Classic Equitation class chooses to compete in the Medals, UPHA, and/or NHS classes, there is no informal attire requirement.
5. Entries must be shown in a full bridle (Weymouth/Bridoon) and flat English saddle. Gloves, whip or crop, and unrowelled spurs are optional.
6. Tests 1-16 (EQ118), Routine (EQ116), Position (EQ113) as found in the Equitation Subchapter EQ-3-Saddle Seat Section. Classes may be divided into age groups, as long as all Junior ages are included in said competition.

MO163 Morgan Collegiate Equitation

1. Open to amateur riders (GR1306 and GR1307) who are at least eighteen (18) but less than twenty-two (22) years old (GR103).
2. Classes may be held in Saddle Seat, Hunter Seat, Stock or Western Seat, and Dressage Seat. All of the specifications appropriate to the named seats are applicable, including tests and patterns.
3. Protective headgear is acceptable. (GR801)

MO164 Morgan Adult Equitation

1. Open to Amateur riders (GR1306 and GR1307) who are at least eighteen (18) years old (GR103).
2. Classes may be held in Saddle Seat, Hunter Seat, Reining Seat/Western Seat/Western Horsemanship, and Dressage Seat.
3. A pattern appropriate for adult riders is recommended. All of the specifications to the named seats are applicable, including tests and patterns.
4. Protective Headgear is acceptable. (GR801).
5. Ribbons won as a junior exhibitor affect a rider's status when competing as an adult.

MO165 AMHA Medal Class Rules

1. AMHA offers Silver Medal Classes (Saddle Seat, Western Seat, Reining Seat, Hunter Seat on the Flat, Hunter Seat over Fences and Dressage Seat) and their Medal rules take precedence at all competitions. Any competition

offering these classes must first receive approval to hold these classes from the AMHA.

2. AMHA Silver Medal Classes must be officiated by a judge who is recognized (large "R" or small "r") by The Federation or Equine Canada in either the Morgan Division or in the equitation seat being performed.
3. Exhibitors in AMHA Medal Classes must be AMHA members in good standing and must prove amateur status or be eligible to be an amateur. Riders in the Saddle Seat, Western Seat, Hunter Seat on the Flat, Reining Seat, Hunter Seat over Fences and Dressage Seat classes must be under 22 years of age as of December 1st of the competition year.
4. Exhibitors must ride a registered Morgan mare or gelding.
5. In all AMHA Medal classes, participants may compete in the Silver and Gold Medal Classes under the shoeing and event guidelines of their respective disciplines.
6. For the Silver Medal to be awarded in all seats, exhibitor(s) with proper appointments must show and be judged. Riders must qualify for the Grand National Gold Medal Classes at competitions which have received approval to hold these classes from the AMHA.
7. The Silver Medal will be awarded to the first place winner and a certificate suitable for framing will be awarded to the second place rider.
8. First and second-place AMHA Medal Class winners qualify to ride in the Medal Class Finals at the next Grand National & World Championship Morgan Horse Show.
9. In Dressage Seat, riders can qualify for the Grand National Gold Medal Class by riding a registered Morgan in an open Federation Dressage competition and earning a score of 60% or higher in Training Level, Test Three. A copy of the test, including name of competition, the score and the judges signature, must be sent to the AMHA office by the rider prior to the Grand National entry deadline.
10. In Reining Seat, a rider may **also** qualify for the Grand National Gold Medal Class by riding a registered Morgan in an open Federation or NRHA recognized competition. **The rider must submit the following to the AMHA office prior to the Grand National entry deadline:**
 - a. **a copy of the competition's official prize list.**
 - b. **a copy of the class results showing a qualified ride and signed by the competition secretary. BOD 1/16/16 Effective 4/1/16.**
11. In Hunter Seat Over Fences, riders may qualify for the Grand National Gold Medal Class by riding a registered Morgan in an open Federation Hunter over Fences Equitation class and placing first, second or third. A prize list and proof of placing signed by the Competition Secretary must be submitted to the AMHA office by the rider prior to the Grand National entry deadline.
12. Silver Medal winners in any seat who have won a single rider class may compete in one (1) other AMHA medal class with multiple riders (they are not eligible to participate in another single entry class), however they will not be awarded a second medal should they be the class winner, except in Dressage Seat where qualifiers may ride, but will not be considered for placing. **Any rider who competes in a class of 2 or more and wins and receives the medal is no longer eligible to compete in Medal classes in that seat for the remainder of the qualifying year. BOD 1/16/16 Effective 4/1/16**
13. AMHA Medal classes do not require a minimum number to fill a class.

MO166 Steps To Hold AMHA Medal Classes

1. Prior to the publication of its prize list, the competition management shall apply in writing to AMHA **and include the appropriate fee.** Permission to hold an AMHA Medal Class will not be granted to more than one competition at the same location on a particular weekend.
2. Prize lists must refer to the AMHA Medal Class specifications outlined in Rules MO165 and MO168 - MO173.
3. The Competition Secretary must verify that all entries in AMHA Medal Classes are current youth members of

MO - MORGAN DIVISION

AMHA. The AMHA will provide a list of current members to the Competition Secretary when sending the report form. Participants not included on this list must present their current AMHA membership card or submit a \$10 fee and membership application to the Competition Secretary prior to the class. The competition will be responsible for forwarding these fees to the AMHA with the name, address and birth date of the participant. Duplicate membership fees will be credited to the participant's account at AMHA. Competitions failing to collect this fee must pay a \$10. fee for each non-member in the medal class.

4. Post entries may be accepted if the prize list so states.
5. When additional tests are desired, the judge's instructions to the riders shall be publicly announced. It is suggested that the judge go over these instructions with the announcer immediately before they are announced to ensure mutual understanding of the wording. Judges must not confer with riders individually during the lineup. Individual workout instructions may be posted for all competitors to study, at least one hour before the session containing the class. And, if so, announced to the exhibitors. *BOD 9/29/15 Effective 12/1/15*

MO167 AMHA Medal Class Finals

1. All first or second-place AMHA Silver Medal Class winners qualify to ride in the Medal Class Finals held at the next Grand National & World Championship Morgan Horse Show, providing the age eligibility requirement is met, and all riders are current AMHA members.
2. Judges for all AMHA Medal Class Finals must be recognized by the Federation as a Registered (large "R") judge or recognized as a small "r" judge in that seat. (Exception: Judges holding an NRHA license may officiate any Reining Seat equitation class, including the AMHA Medal).
3. The winner of an AMHA Medal Class Final is no longer eligible to compete in the medal class in the seat that the rider has won.
4. The names of all AMHA Gold Medal Winners will be engraved on a perpetual trophy that shall remain the property of AMHA and be on display at the AMHA office.
5. A rider need not ride the horse on which he/she qualified, but must not use a horse in the Dressage Seat Medal Finals that has competed above the Third Level.
6. In the finals, the class must be worked on the rail in groups of 20 or less and all contestants are required to perform an individual workout. If necessary, preliminary classes will be held with ALL riders performing an individual workout. A minimum of 12 riders (with a maximum of 15 riders) will be chosen to compete in the final ride-off. All riders in the final ride-off will be required to perform an individual workout. Scores/placings from the preliminary class will not be carried over to the final ride-off.
7. The judge must approve the course design for the Hunter Seat over Fences Medal Finals which must be posted one hour before the class. Obstacles used must conform to those outlined in the Hunter Division.
8. In the Dressage Seat Medal Finals, a ride-off will be required if the scores are tied for first place. Duplicate awards may be given for remaining placings that are tied, i.e. 3rd through 10th.
9. If an equitation horse is incapacitated in the preliminary or before the ride-off, a substitution will be permitted upon examination of the incapacitated horse by a competition veterinarian and a judge or a steward.



MO168 AMHA Saddle Seat Medal Class

Exhibitors must be AMHA youth members in good standing and must not have reached their 22nd birthday as of December 1 of the competition year.

1. SEAT AND HANDS

- a. GENERAL-Judges should note that the required equitation seat should in no way be exaggerated, but be thoroughly efficient and most comfortable for riding the type of horse called for at any gait and for any length of time. Riders should convey the impression of effective and easy control. To show a horse well, the rider should show himself/herself to the best advantage. Ring generalship shall be taken into consideration by the judge. A complete picture of the whole is of major importance.
- b. HANDS-Hands should be held in an easy position, neither perpendicular nor horizontal to the saddle, and should show sympathy, adaptability, and control. The height the hands are held above the horse's withers is a matter of how and where the horse carries his head. The method of holding the reins is optional, except that both hands shall be used and all reins must be picked up at one time. Bight of rein should be on the off side.
- c. BASIC POSITION-To obtain proper position, the rider should place himself comfortably in the saddle and find his center of gravity by sitting with a slight bend at the knees, without the use of irons. While in this position, adjust leathers to fit. Irons should be placed under the ball of the foot (not toe nor home), with even pressure on entire width of sole and center of the iron. Foot position should be natural (neither extremely in nor out).
- d. POSITION IN MOTION-Walk: slight motion in saddle. Trot: slight elevation in saddle while posting; hips under body, not mechanical up and down nor swinging forward and backward. Canter: close seat, going with horse.

2. APPOINTMENTS

- a. PERSONAL-Exhibitors and judges should bear in mind that, at all times, entries are being judged on ability. However, neatness should be the first consideration of attire. The following requirements are based on tradition and general present-day customs. Judges must eliminate those contestants who do not conform. Adjustments to tack and attire for valid medical reasons are permitted providing the steward is notified prior to the class. Protective headgear with harness is acceptable.

MO - MORGAN DIVISION

- b. Informal: Conservative colors are required (i.e. herringbone, pinstripes, and other combinations of colors that appear to be solid). Solid colors include black, blue, gray, dark green, beige, brown, or dark burgundy. Jacket with MATCHING JODHPURS, derby or soft hat, or protective headgear, and jodhpur boots must be worn.
- c. Formal: Even more conservative attire is required for evening wear. Solid colors include dark gray, dark brown, dark blue or black tuxedo-style jacket with collars and lapels of the same color; jodhpurs to match, top hat or protective headgear, cummerbund, and gloves are appropriate. The most formal evening outfit would include a tuxedo-style Saddle Suit, top hat (ladies), homburg (men), patent leather boots, wing collar shirt, white pique tie, white vest, cummerbund and white gloves. A dark riding habit with accessories and jodhpur boots is also acceptable. Formal riding habits must not be worn before 6 p.m. and are not mandatory after 6 p.m.
- d. Miscellaneous: Spurs of the unrowelled type and whip or crop are optional.
- e. TACK-Bridle: Entries must be shown in full bridles (curb and bridoon). Martingales or similar tiedowns are prohibited. Saddle must be of the flat, English style. Forward seat, Dressage seat, or Western saddles are prohibited.

3. CLASS ROUTINE

- a. Entries are to enter the ring at a trot and are to be judged both ways of the ring at the walk, trot, and canter. At the canter, entries should always be on the correct lead. The reverse may be executed by turning either toward or away from the rail. At least the top four riders must perform two or more individual tests. When individual tests are called for, the judge's decision is a 50-50 analysis of the rail work and the individual tests. If there are more than 20 entries in the class, the judge must work contestants in groups of 20 or less. Division of the class must be publicly announced and posted at least two hours prior to the start of the class.


4. TESTS FROM WHICH JUDGES MUST CHOOSE

Tests may be performed either individually or collectively but only the tests below may be used. Instructions must be publicly announced. Individual workout instructions may be posted for all competitors to study, at least one hour before the session containing the class, and, if so, announced to the exhibitors.

- a. Address reins-the process of laying down reins and picking up reins (only in line up).
- b. Back for not more than eight steps.
- c. Performance on rail.
- d. Performance around ring.
- e. Feet disengaged from stirrups, then reengaged, in the lineup only.
- f. Change of diagonals down center of ring or on the rail.
- g. Execute serpentine at a trot. A series of left and right half circles off center of imaginary line where correct diagonal must be shown.
- h. Circle at a trot.
- i. Figure eight at trot demonstrating change of diagonals. Unless specified, it may be started either facing the center or away from the center. If started facing the center, it must be commenced from a halt. At left diagonal rider should be sitting the saddle when left front leg is on the ground; at right diagonal rider should be sitting saddle when right front leg is on the ground. When circling clockwise, rider should be on left diagonal; when circling counterclockwise, rider should be on right diagonal.
- j. Execute serpentine at a canter on correct lead demonstrating simple change of lead.(This is a change whereby the horse is brought back to a halt/walk and restarted into a canter on the opposite lead.)
- k. Circle at the canter on the correct lead.
- l. Figure eight at canter on a correct lead demonstrating simple change of lead. Unless specified, it can be started either facing the center, or away from the center. If started facing the center, it must be commenced from a halt. Figures are commenced in center of two circles so that one lead change is shown.
- m. Change leads down center of ring or on the rail demonstrating simple change of lead. The judge must specify exact lead changes to be executed and the beginning lead. In a simple change of lead, the horse is brought

back to a halt/walk and restarted into a canter on the opposite lead from the halt or walk.

- n. Demonstration ride of approximately one minute on own mount. Movements must be selected from Tests .a-.m above. Rider must advise judge beforehand what ride they plan to demonstrate. Riders must have with them two copies (one for judge and one for announcer) of a written, one-minute work-out in case the judge asks for this test. The test must be stopped at the end of one minute, but the rider will not be penalized for not completing it.
- o. Exchange horses, no more than three pairs of riders and horses to exchange. Saddle may be exchanged. The attendant for each horse being exchanged must be allowed in the ring only to facilitate the change.
This test is used only to break a tie within the pairs of riders. In other words, if two pairs are called to exchange horses, one pair will receive 1st and 2nd place, and the other pair will receive 3rd and 4th place.
- p. Ride without stirrups for a brief period of time, no more than one minute at the trotting phase. Riders may be asked to engage stirrups at a halt or walk



MO169 AMHA Western Seat Medal Class

Exhibitors must be AMHA youth members in good standing and must not have reached their 22nd birthday as of December 1 of the competition year.

1. SEAT AND HANDS

- a. GENERAL-Riders will be judged on seat, hands, performance of horse, appointments of horse and rider, and suitability of horse to rider. Results as shown by the performance of the horse are NOT to be considered more important than the method used in obtaining them.
- b. HANDS-In repose, arms are in a straight line with body, and the one holding the reins is bent at the elbow. Only one hand is to be used for reining and hands shall not be changed. Hand to be around reins. When ends of split reins fall on near side, one finger between the reins is permitted. When using romal or when ends of split reins are held in hand not used for reining, no finger is allowed between the reins. The position of the hand not being used for reining is optional, but it should be kept free of the horse and equipment and held in a relaxed manner with the rider's body straight at all times. Rider may hold romal or end of split reins to keep from swinging

MO - MORGAN DIVISION

and to adjust the position of reins, provided there are at least 16 inches of rein between the hands. If a romal is used, hands are to be above the horn and as near to it as possible. Bracing against horn or coiled riata will be penalized.

- c. BASIC POSITION-The stirrup should be just short enough to allow heels to be lower than toes. Body should appear comfortable, relaxed, and flexible. Feet should be placed in the stirrups with the weight on the ball of the foot. Consideration, however, should be given to the width of the stirrups, which vary on Western saddles. If stirrups are wide, the foot may have the appearance of being home when, in reality, the weight is being properly carried on the ball of the foot.
- d. POSITION IN MOTION-Rider should sit to jog and not post. At the lope, he should be close to saddle. All movements of horse should be governed by the use of imperceptible aids and the shifting of rider's weight is not desirable.

2. APPOINTMENTS

- a. PERSONAL-Riders must wear suitable hat; long-sleeved shirt with collar; a necktie, kerchief or bolo tie or pin; trousers or pants (a one-piece equitation suit is acceptable provided it includes a collar). Chaps, shotgun chaps or chinks and boots are required. A vest, jacket, coat and/or sweater may also be worn. Protective headgear is acceptable; it is not required to be of Western type. Spurs are optional. Hair must be neat and fastened so as not to cover rider's number.
- b. TACK-The saddle should fit the rider. It may be a slick or swelled fork, have a high or low cantle, but must definitely be sized to the rider. Nothing which would prevent the stirrups from hanging freely shall be added to or deleted from a standard western saddle. Exhibitors must not ride side-saddle. There shall be no discrimination against any legal western bit. Curb chains and leather chin straps may be used, but must be flat, at least 1/2" in width and lie flat against the jaws of the horse. Wire, rawhide, metal or other substance must not be used in conjunction with or as part of the leather chin strap or curb chains. A light lip strap is permissible. Hackamores, bosals, or snaffle bits may not be used and rider must show with one hand. Silver equipment may be used, but should not be given preference over good working equipment. Shin, bell or skid boots are prohibited. Bridles may be checked at the discretion of the judge(s). The judge(s) may designate the steward to check bridles. If checking is done in the class lineup, one attendant must be invited in, and if requested by the judge(s), may assist in the checking of bridles. The attendant may assist with re-bridling and remounting.
- c. Competitors must be penalized for incomplete appointments and attire but not necessarily disqualified.

3. CLASS ROUTINE

- a. Entries are to enter the ring at a walk or jog, and are to be judged at a flatfooted, four-beat walk; diagonal, two-beat jog; and three-beat lope. They are worked both ways of the ring. At the lope, entries should be on the correct lead. The reverse may be executed by turning either toward or away from the rail. All contestants are required to back in a straight line during the line up in all classes. At least the top four riders must perform two or more individual tests. When individual tests are called for, the judge's decision should be a 50-50 analysis of the rail work and the individual tests. If there are more than 20 entries in the class, the judge must work contestants in groups of 20 or less. Division of the class must be publicly announced and posted at least two hours prior to the start of the class. Due to the difficulty of properly fitting tack, riders shall not be asked to change horses.

4. TESTS FROM WHICH JUDGES MUST CHOOSE

Tests may be performed either collectively or individually, but only the tests below may be used. Instructions must be publicly announced. Individual workout instructions may be posted for all competitors to study, at least one hour before the session containing the class, and, if so, announced to the exhibitors.

- a. Back.
- b. Individual performance.
- c. Figure eight at the jog.

- d. Lope and stop.
- e. Figure eight at lope on correct lead, demonstrating simple change of lead. This is a change whereby the horse is brought back into walk or jog and restarted into a lope on the opposite lead. One figure eight demonstrates two changes of lead and is completed by closing up the last circle and stopping in the center of the eight.
- f. Turn on the haunches or on the forehand (from the walk).
- g. Extended jog on or off the rail.
- h. Lope on the counter lead.
- i. Demonstration ride of approximately one minute. Rider must advise judge beforehand what ride he plans to demonstrate.
- j. Execute serpentine at a trot and/or lope on correct lead, demonstrating changes of lead. (Either coming to a halt or flying lead changes)

MO170 AMHA Reining Seat Medal Class

Exhibitors must be AMHA youth members in good standing and must not have reached their 22nd birthday as of December 1 of the competition year.

1. SEAT AND HANDS-See Western Seat Medal Class #1.

2. APPOINTMENTS

- a. PERSONAL-Riders must wear suitable hat, long-sleeved shirt with collar, a necktie, kerchief or bolo tie or pin, trousers or pants (a one-piece equitation suit is acceptable provided it includes a collar). Chaps, shotgun chaps or chinks and boots are required. A vest, jacket, coat and/or sweater may also be worn. Protective headgear is acceptable; it is not required to be of Western type. Spurs are optional. Hair must be neat and securely fastened if long so as not to cover rider's number.
- b. TACK-The saddle must fit the rider. It may be a slick or swelled fork, have a high or low cantle, but must definitely be sized to the rider. Nothing which would prevent the stirrups from hanging freely shall be added to or deleted from a standard Western saddle. Exhibitors may not ride side-saddle. There shall be no discrimination against any legal Western bit. Curb chains and leather chin straps may be used, but must be flat, at least 1/2" in width and lie flat against the jaws of the horse. No wire, rawhide, metal or other substance may be used in conjunction with or as part of the leather chin strap or curb chain. A light lip strap is permissible. Hackamores, bosals and snaffle bits may not be used. Rider must show with one hand. Silver equipment may be used, but should not be given preference over good working equipment. Shin, bell or skid boots are permitted. Judge must ask to have bits dropped with rider dismounted.
- c. Competitors must be penalized for incomplete appointments and attire but not necessarily disqualified.

3. CLASS ROUTINE


- a. Each entry must perform one of the Federation Reining patterns outlined in RN106.
- b. The Reining Seat Medal Class is an equitation class where position, hands and seat are paramount. The class will be judged 50% on equitation and 50% on the reining pattern. A contestant who is off pattern will be disqualified and will not receive any award except in a ride-off where the contestant shall be placed last of those chosen for the ride-off. The horse should be in perfect balance at all times, working entirely off his haunches. Neck and head should be in a direct line with body, mouth closed and head at normal height. If the horse works off his hindquarters at all times and in a straight line, all possibility of draw-reining will be avoided. It must be remembered that, above all, a reining horse is one that responds instantly and smoothly to all aids. To be consistent with Reining rules, if a judge believes a major penalty is unclear, he may request a review of an official video and hold his score pending review. If the judge determines the penalty was incurred, it must be applied; if not, the score will be announced as originally submitted. Additionally, per RN103.14, an exhibitor or owner may request a review of a major fault penalty applied to a run and if granted by the judge, he must believe the entire class

MO - MORGAN DIVISION

has been videotaped by the official videographer. The request must be made no later than 30 minutes after the last run of the day and before the judge has left the grounds.

4. REINING SEAT PATTERN

- a. INSTRUCTIONS-The pattern MUST be posted one hour prior to the class.
- b. The judge will select which pattern will be used. The pattern MUST be publicly announced and the judge MUST give riders the opportunity to ask questions at the start of the class.
- c. THE PATTERNS-The rider must perform one of the patterns in the Reining Horse Division of the current Federation Rule Book. A reining pattern must be used.



MO171 AMHA Hunter Seat On The Flat Medal Class

Exhibitors must be AMHA youth members in good standing and must not have reached their 22nd birthday as of December 1 of the competition year.

1. SEAT AND HANDS

- a. GENERAL-Rider should have a workman-like appearance, seat and hands light and supple, conveying the impression of complete control should any emergency arise. Exhibitors may not ride side-saddle.
- b. MOUNTING AND DISMOUNTING-To mount, take up reins in left hand and place hand on withers. Grasp stirrup leather with right hand and insert left foot in stirrup and mount. To dismount, either step down or slide down. The size of rider must be taken into consideration.
- c. HANDS-Hands should be over and in front of horse's withers, knuckles 30 degrees inside the vertical, hands slightly apart and making a straight line from horse's mouth to rider's elbow. Method of holding reins is optional and bight of reins may fall on either side. However, all reins must be picked up at the same time.
- d. BASIC POSITION-The eyes should be up and the shoulders back. Toes should be at an angle best suited to the rider's conformation; ankles flexed in, heels down, calf of leg in contact with horse and slightly behind girth. Iron should be on ball of foot and must not be tied to the girth.
- e. POSITION IN MOTION-At the walk and slow trot, body should be vertical; posting trot, inclined forward; canter, halfway between the posting trot and the walk; galloping and jumping, same inclination as the posting trot.

2. APPOINTMENTS

- a. PERSONAL-Exhibitors and judges should bear in mind that at all times entries are being judged on ability rather than on personal attire. Riders must wear coats of any tweed or melton appropriate for hunting (conservative wash jackets in season), breeches (or jodhpurs), and boots. Conservative colored protective headgear with harness in accordance with GR801 is mandatory. Spurs of the unrowelled type, crop, or bat optional. Judges must eliminate contestants who do not conform. All juniors riding in Hunter, Jumper, and Hunter Seat Equitation sections must not ride anywhere on the competition grounds without wearing protective headgear passing testing standards. (Refer to GR801.) Harnesses must be secured, and if said headgear has a brim, it must be flexible or semi-flexible. Any rider violating this rule at anytime must immediately be prohibited from further riding until his headgear is properly in place.
- b. TACK-Regulation snaffles, pelhams, kimberwickes and full bridles, all with Hunter cavesson nosebands are permitted. A judge at his own discretion may penalize a horse with non-conventional types of bits or cavessons. A Hunting or Forward seat saddle is required; a cut-back saddle is not permitted. Breastplates are permitted without the martingale attachment.

3. CLASS ROUTINE

- a. Entries are to enter the ring at a walk or trot and are to be judged at a flatfooted four-beat walk, diagonal two-beat trot, and three-beat canter. They are worked both ways of the ring. At the canter, entries should be on the correct lead. The reverse may be executed by turning either toward or away from the rail. At least the top four riders must perform two or more individual tests.
- b. When individual tests are called for, the judge's decision is a 50-50 analysis of the railwork and the individual tests. If there are more than 20 entries in the class, the judge must work contestants in groups of 20 or less. Division of the class must be publicly announced and posted at least two hours prior to the start of the class.

4. TESTS FROM WHICH JUDGES MUST CHOOSE

Tests may be performed either individually or collectively, but only the following tests may be used. Instructions must be publicly announced. Individual workout instructions may be posted for all competitors to study at least one hour before the session containing the class, and, if so, announced to the exhibitors.

- a. Halt (4 to 6 seconds) and/or back.
- b. Hand gallop.
- c. Figure eight at trot, demonstrating change of diagonals. At left diagonal, rider should be sitting the saddle when left front leg is on the ground; at right diagonal, rider should be sitting the saddle when right front leg is on the ground; when circling clockwise at a trot, rider should be on left diagonal, and when circling counter-clockwise, rider should be on right diagonal.
- d. Figure eight at canter on correct lead, demonstrating simple change of lead. This is a change whereby the horse is brought back into a walk or trot (either is acceptable unless the judge specifies) and re-started into a canter on the opposite lead. Figures to be commenced in center of two circles so that one change of lead is shown.
- e. Work collectively at a walk, trot, or canter.
- f. Pull up and halt (4 to 6 seconds).
- g. Dismount and mount individually.
- h. Turn on the forehand.
- i. Figure eight at canter on correct lead, demonstrating flying change of lead.
- j. Execute serpentine at a trot and/or canter on correct lead demonstrating simple or flying change of lead. (See EQ112.4 for simple change.)
- k. Change leads or change diagonals on a line demonstrating a simple or flying change of lead or change of diagonal. (See EQ112.4 for simple change.)
- l. Change horses. (Note: This test is the equivalent of two tests.)

MO - MORGAN DIVISION

- m. Canter on counter lead. (Note: No more than twelve horses may counter canter at one time.)
- n. Turn on the haunches from the walk.
- o. Demonstration ride of approximately one minute. Rider must advise judge beforehand what ride he plans to demonstrate.
- p. Ride without stirrups or drop and pick up stirrups.

MO172 Hunter Seat Over Fences Medal Class

Exhibitors must be AMHA youth members in good standing and must not have reached their 22nd birthday as of December 1 of the competition year.

1. SEAT AND HANDS-See Hunter Seat on the Flat, #1.

2. APPOINTMENTS

- a. PERSONAL-See Hunter Seat on the Flat, #2a.
- b. TACK-Same as Hunter Seat on the Flat, #2b, with following exceptions:
- c. Martingales are optional over fences. Boots and conservative-colored bandages are permissible. Any change of equipment during a class may be penalized at the discretion of the judge, but adding or taking off a martingale from one phase of the class to another is not considered a change.
- d. HORSE-Only one rider per horse, one entry per rider.

3. CLASS ROUTINE

- a. To be shown over a figure eight course of not less than six obstacles at 2'6" which must include one combination, including an oxer, and two changes of direction (two changes of lead) after the first fence. The performance begins when the horse enters the ring or is given the signal to proceed after entering ring. Except for refusals, jumping faults of the horse are not to be considered unless it is the result of the rider's ability.
- b. The following are major faults and may be cause for elimination:
 - 1. A refusal
 - 2. Loss of stirrup
 - 3. Loss of reins
 - 4. Trotting on course when not part of a test
- c. Each contestant may circle once if desired before approaching first jump. They shall then proceed around course, keeping an even pace throughout. Three cumulative refusals will eliminate a contestant. If a refusal occurs in a double or triple, riders shall rejump all elements of the combination. If the judge requests additional tests, at least four exhibitors may be called back to perform at a walk, trot, and canter, or to execute two or more individual tests.

4. TESTS FROM WHICH JUDGES MUST CHOOSE

- a. Halt (4 to 6 seconds) and/or back.
- b. Hand gallop.
- c. Figure eight at trot, demonstrating change of diagonals. At left diagonal, rider should be sitting the saddle when left front leg is on the ground; at right diagonal, rider should be sitting the saddle when right front leg is on the ground; when circling clockwise at a trot, rider should be on left diagonal; and when circling counter-clockwise, rider should be on the right diagonal.
- d. Figure eight at canter on correct lead, demonstrating simple change of lead. This is a change whereby the horse is brought back into a walk or trot and restarted into a canter on the opposite lead. Figures to be commenced in center of two circles so that one change of lead is shown.
- e. Work collectively at a walk, trot, or canter.
- f. Pull up and halt (4 to 6 seconds).
- g. Jump low obstacles at a walk and trot as well as at a canter. The maximum height for a walk obstacle is 6". The

- maximum height and spread for a trotting obstacle is 2'6".
- h. Dismount and mount individually.
 - i. Turn on the forehand.
 - j. Figure eight at canter on correct lead demonstrating flying change of lead.
 - k. Execute serpentine at a trot and/or canter on correct lead and/or correct diagonal demonstrating simple or flying change of lead and/or change of diagonal.
 - l. Change leads on a line demonstrating a simple or flying change of lead.
 - m. Change horses. (Note: this test is the equivalent of two tests.)
 - n. Canter on counter lead. (Note: no more than twelve horses may counter canter at one time.)
 - o. Turn on the haunches from the walk.
 - p. Demonstration ride of approximately one minute. Rider must advise judge beforehand what he plans to demonstrate. Riders must have with them two copies (one for the judge and one for the announcer) of a written workout in case the judge asks for this workout. The test must be stopped at the end of one-minute, but the rider will not be penalized for not completing it.
 - q. Ride without stirrups or drop and pick up stirrups.

MO173 AMHA Dressage Seat Medal Class

Exhibitors must be AMHA Youth Members in good standing and must not have reached their 22nd birthday as of December 1 of the competition year.

1. Position and Aids of the Rider. The rider's position, seat, and use and effect of the aids will be judged as follows:
 - a. All the movements should be obtained without apparent effort of the rider. He should be well balanced with his loins and hips supple, thighs and legs steady and well stretched downward. The upper part of the body easy, free and erect with the hands low and close together without, however, touching either each other or the horse and with the thumb as the highest point; the elbows and arms close to the body enabling the rider to follow the movements of the horse smoothly and freely and to apply his aids imperceptibly. This is the only position making it possible for the rider to school his horse progressively and correctly.
 - b. Not only the aids of the hands and the legs but also of the seat are of great importance in dressage. Only the rider who understands how to contract and relax his loin muscles at the right moment is able to influence his horse correctly.
 - c. Riding with both hands is required.
 - d. The use of the voice in any way whatsoever or clicking the tongue once or repeatedly is a serious fault involving the deduction of at least 2 marks from those that would otherwise have been awarded for the movement where this occurred.
2. Attire.
 - a. The dress code is a short riding coat of conservative color, with tie, choker or stock tie, white or light-colored breeches or jodhpurs, boots or jodhpur boots, a hunt cap or riding hat with a hard shell, derby or top hat. A cut-away coat (modified tailcoat) with short tails is permitted.
 - b. Half chaps, gaiters and/or leggings are not allowed.
 - c. Gloves of conservative color are recommended.
 - d. One whip no longer than 47.2 inches (120 cm), including lash may be carried in all classes.
 - e. Spurs must be made of metal. The shank must be either curved or straight pointing directly back from the center of the spur when on the rider's boot. If the shank is curved, the spurs must be worn only with the shank directed downwards. However, swan necked spurs are allowed. The inside arm of the spur must be smooth. If rowels are used, they must be blunt/smooth and free to rotate. Metal spurs with round hard plastic knobs on the shank are allowed ("Impuls" spur). "Dummy" spurs with no shank are also allowed. This restriction also applies to warm-up

MO - MORGAN DIVISION

and training areas, as well as during competition. Back numbers must be displayed.

3. Saddlery and Equipment.

- a. An English type saddle with stirrups is compulsory. An English type saddle may be constructed with or without a tree but cannot have a horn, swell, gallerie, or open gullet. Australian, Baroque, Endurance, McClellan, Spanish, Stock, or Western saddles are not permitted nor are modified versions of these saddles. Saddle pads are optional, but should be white or of conservative color.
- b. A plain snaffle bridle made entirely of leather or leather-like material is required with a regular cavesson, a dropped noseband, a flash noseband (a combination of a cavesson noseband and a dropped noseband attachment) or a crossed noseband. A padded noseband is allowed. For required snaffle bits, refer to DR121 Figure A.

4. Class Routine:

- a. The number of horses to be worked simultaneously will not exceed 25. In the finals, it is required that all riders perform independent tests, selected from the tests below.
- b. Horses to enter the ring at a medium walk. To be judged at a medium walk, working trot (sitting and rising) and working canter both ways of the ring. The judge may ask any and/or all riders to perform movements and exercises as required at Training and First level. These may be performed singly or as a group:
 1. Free Walk
 2. Transitions from one gait to the next in both directions
 3. Transitions from walk to halt and vice versa
 4. Change of direction across the diagonal, down the centerline, across the arena, and/or by making a half-circle at the walk or trot
- c. Additional tests to be ridden only in small groups or individually include:
 1. Transitions
 2. Leg yield
 3. Changes of lead through trot
 4. Serpentine at the trot
 5. Shallow loop serpentine with counter canter
 6. Trot lengthening and/or canter lengthening
 7. Riding without stirrups
- d. No change of horses may be asked for by the judge.
- e. Although the rider is being judged, lameness of the horse horses will be penalized (Refer to DR122.6)

5. Eliminating penalties:

- a. Illegal saddlery
- b. Improper attire
- c. Unauthorized assistance
- d. Tongue ties
- e. Cruelty
- f. Marked lameness
- g. Evidence of blood on a horse while competing

6. Scoring: Rider scores and placings will be determined by averaging the total scores from the judge. Placings to the number of ribbons awarded plus two reserves. Tied scores will be broken by requiring the riders to perform an additional independent test; the higher score receives the higher placing. Morgan Dressage Seat Medal Scoresheets must be used. The official scoresheet is available from the Federation.

SUBCHAPTER MO-13 MORGAN WALK AND TROT SECTION

MO174 General

Open to riders who are less than twelve (12) years old (GR103). To be judged on the rail at the walk and trot only. Rider must not have been judged in ANY saddle class, test or pattern that has required a canter in a recognized or non-recognized competition. Riders may not enter any other class in the competition in which they are competing with the exception of other walk and trot classes, driving, fitting and showmanship, judging team competitions and specialty classes such as costume and other non-canter events, etc. Competitions are encouraged to divide the walk and trot divisions by age (suggested but not limited to: 8 and under and 9 through 11) and seat (Saddle Seat, Hunter Seat, Western or Reining Seat, Dressage Seat). Stallions are prohibited. Equipment, attire and presentation must match the discipline being ridden and the class entered. Protective headgear is acceptable. Horses must not be asked to back. Before horses are judged in the line up, one attendant without whip per entry will be permitted in the lineup and will be called in by the announcer. Attendant must stand back for the entry to be judged. REFERENCE TO THIS ARTICLE MUST BE INCLUDED IN THE LISTING OF THE CLASS SPECIFICATIONS IN THE PRIZE LIST.

MO175 Morgan Walk and Trot Equitation

To be judged as an equitation class where only the rider is judged. Classes may be held in Saddle Seat, Hunter Seat, Reining Seat/Western Seat/Western Horsemanship, and Dressage Seat. No tests or patterns may be called for. Horses must not be asked to back. See Walk and Trot General Instructions. (See MO174.)

MO176 Morgan Walk and Trot Pleasure

To be judged as a pleasure class with manners paramount. Classes may be held in the disciplines of Saddle Seat, Hunter Seat, Western Seat, and Dressage Seat. Ring procedure, apparel, equipment, presentation, and class specifications are those appropriate to each discipline. Horses must not be asked to back. See Walk and Trot General Instructions. (See MO174.)

SUBCHAPTER MO-14 MORGAN REINING SECTION

MO177 General

1. Horses must be registered Morgans (see MO101).
2. The Morgan Reining Section shall be conducted in general accordance with the current NRHA Handbook as modified by the following Morgan rules. Where these Morgan rules are silent, NRHA rules prevail.
3. SHOERING. The length of toe shall not exceed 5 3/4" including pads and shoe.
4. ENTRIES. There is no restriction on the number of rides per exhibitor per class.
5. DRAWS & ORDER OF GO. All entries in a class must be drawn for position by the show committee and/or the Steward and the class must be run as drawn.
6. SUBSTITUTION OF RIDERS. Competition management may allow substitution only in case of injury.
7. SCORES. The score is to be announced before the next rider begins a pattern unless the score is held for review by the judge(s). A held score is to be announced at the earliest opportunity between rides after review by the judge(s).
8. CLASSES.
 - a. Compatible classes may be run concurrently (i.e. Open Freestyle and Non Pro Freestyle). Horse and rider are allowed to enter either class or both if they meet the class specifications and pay the entry fees.
 - b. Amateur and Jr. Exhibitor (as defined by the Federation) classes may be offered.
 - c. Other classes not in conflict with NRHA may be offered (e.g. junior horse classes for three year olds and four year olds).

MO - MORGAN DIVISION

- d. Championship classes may be offered.
- e. To keep uniformity and clarity within the Morgan Reining Section, show committees must select their reining classes from appropriate Categories found in the current NRHA Handbook or classes listed below:
 1. OPEN CHAMPIONSHIP. Show committees may limit entries to only those who have been shown and judged in any of the Open Division classes (i.e. Open, Limited Open, Novice Horse Open, First Year Green Horse, Second Year Green Horse, or First/Second Year Green Horse) or may extend entries to include those who have been shown and judged in any of all of the other reining classes. The prize list must specify which classes will qualify for entry into the Open Championship.
 2. SNAFFLE BIT/HACKAMORE HORSE-Restricted to three, four and five year old horses.
 3. SNAFFLE BIT/HACKAMORE HORSE CHAMPIONSHIP-Horses must have been shown and judged in the THREE-YEAR-OLD, FOUR-YEAR-OLD OR FIVE-YEAR-OLD class.
 4. NON PRO CHAMPIONSHIP-As Non Pro but limited to those who have been shown and judged in the following classes: Non Pro, Intermediate Non Pro, Limited Non Pro, Non Pro Adult Rider, Non Pro Youth Rider, or Novice Horse Non Pro Division.
 5. FIRST YEAR GREEN HORSE-Horse shall not have been shown in any reining class in any prior year (this includes showing in a snaffle bit or hackamore). Horses may be shown in a snaffle bit or hackamore with two hands or one-handed with any other legal bit.
 6. SECOND YEAR GREEN HORSE-Horse shall have been shown in at least one reining class in one and only one prior year (this includes showing in a snaffle bit or hackamore). Horses to be shown one-handed with any legal bit.
 7. FIRST/SECOND YEAR GREEN HORSE-As FIRST YEAR GREEN HORSE but horse shall not have been shown in any reining class in any 2 prior years (this includes showing in snaffle bit or hackamore). Horses may be shown in a snaffle bit or hackamore with two hands or one-handed with any other legal bit.
 8. FIRST YEAR GREEN RIDER-Any horse, rider not to have shown in any reining class in any prior year. Class specifications may be set by the show committee to include abbreviated patterns, using two hands, etc. Specifications must be listed in the prize list. The intent is to have an introductory class for new reiners.
 9. FIRST YEAR GREEN YOUTH RIDER-As FIRST YEAR GREEN RIDER but limited to NRHA defined youth riders (any youth 18 years of age or younger as of January 1 of the current competition year).v
 10. FIRST YEAR GREEN ADULT RIDER-As FIRST YEAR GREEN RIDER but limited to riders who no longer qualify for the Youth Division.

SUBCHAPTER MO-15 SPORT HORSE SECTION

To evaluate Morgan horses suitable for Dressage, Eventing, Working Hunter, Jumper, Combined Driving, Competitive Trail and Endurance. Form to function will be emphasized. These classes must be judged by a Federation judge licensed in the Morgan, Dressage, Driving, Hunter or Jumper divisions.

MO178 SPORT HORSE IN-HAND GENERAL

In-hand Classes may be held in any age groups deemed appropriate by competition management and published in the prize list with the exception that horses of one sex shall not be judged against those of the opposite sex. Specified group classes or specified championship classes are exempted. Judge must excuse from the ring any unruly horse or one whose actions threaten to endanger other exhibitors. Horses to be shown on the triangle with one handler and one whip permitted. A horse must be severely penalized for the lack of cadence and balance or evidence of broken wind.

MO179 TRIANGLE

The corners of the triangle should be well defined. A marker will be used at the apex and at each corner to define placement of the turn for the exhibitor. Use of plants or flowers is allowed. The triangle may be adjusted to fit local conditions but ideally should be 30X30X40M.

MO180 APPOINTMENTS

Bridles are forbidden on foals and weanlings. Horses under the age of two may be shown in halters. Horses two and older must be shown in a snaffle-type bit and bridle with a headstall and throatlatch. Reins must be attached only to bits. A split or single chain with a lead may be used instead of or in addition to reins; however a lead shank is required if reins are placed over the horse's neck and the handler must hold the shank. Bandages are forbidden. Braiding is optional.

MO181 ATTIRE

Conservative casual attire is recommended for the handler. This would include casual pants and shirt. Also acceptable would be Dressage or Hunter attire including breeches, boots, shirt with tie, stock tie or choker collar. Jackets, hats, vests, and gloves are optional.

MO182 CONDUCT IN-HAND CLASSES

1. Sport Horse In-Hand Classes. An Individual Score Sheet shall be used. Each judge will be assigned a scribe who will record scores and comments as dictated by the judge. Horses will be shown individually on the triangle.
 - a. Following a posted or announced order, or on request from the judge, entries in each class will approach the judging area one at a time and walk to the apex of the triangle. Conformation judging may take place before or after performance on the triangle, so entry is required to wait for the judge's instructions. The handler will lead the horse on the perimeter of the triangle at the walk and trot, returning to the apex and wait for further instructions. At the completion of the judging, the handler will lead the horse away from the judging area. When presented to the judge, the horse is to be shown in an "open position," for conformation judging. The traditional way of showing open position would be with the right front leg slightly back and the right hind leg slightly forward; as long as all four legs of the horse are visible to the judge when standing on either side of the horse, would be acceptable. The horse's head and neck should be allowed to show in a natural and comfortable carriage, and the handler should stand away from the horse with a loose lead line.

MO183 SCORING PROCEDURES

The judge shall use the approved Morgan individual scoresheets. These will be downloadable from www.usef.org and found under the Morgan link, Forms and Guidelines. Decimals will be used in scoring. Tied scores shall be broken first by referring to the totals of the movement scores. If still tied, the tie may be broken at the judge's discretion, by the use of decimals, or the horses may be examined again (movement only). If a mathematical error is discovered, it must be brought to the attention of competition management within one hour of the official posting from the last class of the competition day. Competition management must announce said posting and must make score sheets available to competitors immediately.

MO184 SPORT HORSE UNDER SADDLE GENERAL

Quality movement is a priority in the Sport Horse classes. All gaits should be pure in rhythm, and should be without tension or resistance. To enter the ring counterclockwise at the trot.

MO185 QUALIFYING GAITS

1. Walk. The rhythm of the walk is 4 beats. The walk is to be regular and unconstrained.
2. Trot. The rhythm of the trot is 2 beats. The trot is free, active and regular. The steps should be balanced and elastic with the horse demonstrating a supple back and well engaged hindquarters.
3. Canter. The rhythm of the canter is 3 beats. The canter should be light, cadenced (rhythm with a suitable tempo combined with springy impulsion) and regular. Transitions should be without hesitation and balanced. The canter should always be straight on straight lines.
4. Lengthening Stride. When a lengthening of stride is requested at walk, trot, or canter, the horse should maintain rhythm, regularity and balance, while reaching with the frame and stride. The rider should maintain contact with the bit, while allowing the lengthening. The strides should be more ground covering and the horse should remain calm and supple.
5. Rein-back. The rhythm is 2 beats. The feet are raised and set down by diagonal pairs. The horse should remain calm and obedient, lifting and setting down the feet, without shuffling.

MO186 APPOINTMENTS SPORT HORSE UNDER SADDLE CLASSES

Bridle shall be a dressage-type snaffle bridle with snaffle bit, or hunter-type snaffle or Pelham bridle is acceptable. Converters on Pelham bridle are not permitted and two reins are required. Snaffles may be with or without cheeks, keepers allowed. Unconventional bits may be penalized at the discretion of the judge; kimberwicks and double bridles are prohibited. Cavesson nosebands are preferred, but flash nosebands would be acceptable when using a Dressage snaffle bridle with snaffle bit. Martingales are not permitted. A dressage, forward seat or English all-purpose saddle is to be used. No saddle seat type saddles allowed. Girth may be leather or other suitable material. Horses wearing non-conforming appointments will be eliminated from judging consideration.

MO187 ATTIRE

Attire for Sport Horse Under Saddle will be either dressage or hunter attire. Dressage attire will be defined as white or light colored breeches, short riding coat of conservative color, with tie, choker or stock tie, boots, a hunt cap, derby, top hat or protective headgear. Hunter attire will be defined as light colored breeches, short riding coat of conservative color, with tie or choker, boots or smooth leather half-chaps, and hunt cap or protective headgear. It is recommended that attire reflect the appointments used on the horse. Gloves of conservative color are optional for either style of attire. Spurs and whip are optional. If a whip is used, it must conform to the style to Hunter or Dressage attire.

MO188 CLASS SPECIFICATIONS

1. UNDER SADDLE QUALIFYING CLASSES. To be shown at the walk, trot, and canter both directions of the ring. Judge may request lengthening of stride at any gait and may request horse to back in the line-up. To be judged on performance (purity and quality of gaits), manners, conformation, suitability as a Sport Horse and quality.
2. CHAMPIONSHIP. To be eligible, horse must have been entered, shown and judged in a designated qualifying class in the Sport Horse Under Saddle section at that competition. To be judged on performance (purity and quality of gaits), manners, conformation, suitability as a Sport Horse and quality.

SUBCHAPTER MO-16 WESTERN DRESSAGE

MO189 Western Dressage

Western Dressage classes held in the Morgan Division are to be conducted in accordance with the Western Dressage Division, Chapter WD except as stated herein:

1. Stallions are not permitted in Western Dressage classes, which are limited to Junior Exhibitors including Western Dressage Equitation classes.

2. When cross entry by rider, horse or horse/rider combinations is permitted between Western Dressage and other Morgan classes at a competition, Western Dressage rules regarding warm-up and competition apply only to designated Western Dressage warm-up and competition areas or when a horse is actually warming-up for a Western Dressage class.
3. False tails are not permitted in a Morgan Western Dressage class.
4. Roached manes are not permitted in a Morgan Western Dressage class.
5. In Morgan Western Dressage classes, riders must wear a suitable western hat, a long-sleeved shirt with any type collar; trousers or pants. Chaps, shotgun chinks, and boots are required. Riders must wear a necktie, kerchief, bolo tie or pin. A vest, jacket, coat and/or sweater are optional. Protective headgear is permitted and not required to be of Western style (see GR801).

SUBCHAPTER MO-17 ADDITIONAL CLASSES

MO190 General

1. Classes not included in this listing and desired by individual competitions may be added. Care should be taken in the wording of specifications for such classes. Where conflict arises between local and Federation rules, the latter will apply. For additional information write the American Morgan Horse Assn. for "The Morgan Horse Judging Standards."
2. CHAMPIONSHIPS. The same specifications shall be used as in the qualifying classes except that the percentages are 50%-50%, instead of 60%-40%. When a Championship and Reserve Championship are offered based on points won in unrestricted or complementary classes, it shall be scored 5 points for a first place, 3 for second, 2 for third and 1 for fourth. In case of a tie, type and conformation will determine the winner.

MO191 Additional Class Specifications

1. MORGAN TRAIL HORSES, WESTERN OR ENGLISH. Prize lists to specify whether to be shown under Western or English attire and appointments. To be shown individually over and through a course of six to eight obstacles. Courses to include a walk, trot (jog) and canter (lope) of suitable duration to determine way of going. To be judged on performance with emphasis on manners and soundness. Morgan Trail classes will be conducted in accordance with the Western Chapter, Subchapter WS-3, Trail Horse Section. When shown under western tack, refer to MO132 for correct appointments and attire.
2. MORGAN CUTTING HORSES, OPEN, NOVICE AND NOVICE-NOVICE. To be judged under National Cutting Horse Association rules (www.nchacutting.com). A Novice is a horse that has won less than \$100 total in any Cutting contest and a Novice-Novice is any horse and/or rider who has not earned any money in a Cutting event prior to the present year.
3. MORGAN ROAD HACK. To be shown at a walk, trot, road trot, canter, hand gallop both ways of the ring and to back readily. During the class the judge must ask horses to halt and walk off on a loose rein both ways of the ring. For safety reasons, the judge may limit the number of horses to hand gallop at one time. Excessive speed at the hand gallop should be penalized. To be judged on performance with proper cadence and balance, manners and suitability for a road hack 60%; type and conformation 40%. Competition management may divide entries into two sections according to tack and attire and restrict entries to either English (Saddleseat) Pleasure tack and attire or Hunter Pleasure tack and attire.
4. VERSATILE MORGANS. To be shown in three events selected from the following four: 1) English Pleasure, 2) Western Pleasure, 3) Pleasure Driving and 4) Jump two obstacles not to exceed 3'. Judging to have equal consideration for events, the order and whether rider and driver must be same or may be different.
5. JUSTIN MORGAN CLASS. Entries to trot a half-mile in harness; then run a half-mile Under Saddle; then to show in the ring at a walk, trot and canter; and lastly to pull a stone boat (500 pounds minimum total weight) a distance

MO - MORGAN DIVISION

- of 6' in work harness. Any horse failing to pull the stone boat the required distance shall be eliminated. Class to be judged 25% on trotting race; 25% on running race; 25% on saddle performance; 25% on pulling. All portions of this class must be run during the same session, preferably consecutively.
6. **MORGAN PARADE HORSES.** To be shown in stock saddle with silver, Mexican or other appropriate colorful equipment. To be shown at a two-beat animated Parade Walk and high Parade Gait (trot). The parade gait must be a true, straight, high-prancing movement, square, collected and balanced, with hocks well under, the maximum speed being 5 mph. Performance with proper cadence and balance, animation, manners, type and conformation 75%; appointments 25%. Refer to Parade Horse Rule, PH103.
 7. **MORGAN JUMPER.** To be shown over a course of at least eight fences not to exceed 3'9" in the first round. To be judged according to Chapter JP, Table II, or IV as designated by competition management on performance only.
 8. **NATURAL PARK SADDLE.** To be shown at a park walk, park trot and canter and to be judged on performance with proper cadence and balance, presence, quality and manners 60%; type and conformation 40%. The length of the toe must not exceed 5". Entry in this class shall not preclude entrance into either the Pleasure or Park Classes of a competition.
 9. **COMBINATION MORGAN PARK HORSES.** To be shown first in harness at a park walk, a park trot and "show your horse", extreme speed to be penalized, then Under Saddle at a park walk, park trot and canter. To be judged on performance with proper cadence and balance, presence, quality and manners 60%; type and conformation 40%, with equal consideration to work in Harness and Under Saddle. Prize list to specify whether rider and driver must be same or may be different.
 10. **NATURAL PARK HARNESS.** To be shown at a park walk, a park trot and "show your horse" (excessive speed to be penalized) and to be judged on performance with proper cadence and balance, presence, quality and manners 60%; type and conformation 40%. The length of the toe must not exceed 5". Entry in this class shall not preclude entrance into the Pleasure or Park Classes of a competition.
 11. **COMBINATION MORGAN PLEASURE HORSES.** To be shown first in harness to an appropriate vehicle at a walk, pleasure trot and road trot; then under saddle at a walk, pleasure trot, road trot and canter with light rein. To be judged on performance with proper cadence and balance with emphasis on manners and gait 60%; type and conformation 40%. Prize list to specify whether rider or driver must be the same or may be different.
 12. **PROSPECT CLASS.** Open to a horse being considered for future transition into the Morgan Classic Pleasure section. May not be considered as a qualifying class in the Classic Pleasure Section of a competition. Horses shown in this class are ineligible to show in any other Morgan Performance class. No cross entry is allowed except in the In-Hand section. May be ridden or driven by an amateur or professional. To be judged in accordance with the same criteria and specifications as those applicable to the Morgan Novice Classic Pleasure Saddle or Morgan Novice Classic Pleasure Driving Classes. See Subchapter MO-6, Morgan Classic Pleasure Section.
 13. **MORGAN DRESSAGE**
 - a. Dressage classes held in the Morgan Division to be conducted in accordance with Dressage Chapter DR, except as stated herein:
 1. Junior Exhibitors in Morgan Dressage classes are not permitted to show stallions in Junior Exhibitor Performance or Equitation classes. (DR133 and DR119.1)
 2. One whip no longer than 47.2 inches (120 cm), including lash, is permitted in all Morgan Dressage classes.
 3. A caller, if supplied by the competitor, may be used in any Federation Morgan class. (DR122.1)
 4. When cross entry by rider or horse/rider combination is permitted between Dressage and other Morgan classes at a competition, DR120 and DR121 apply only to the designated Dressage warm-up and competition areas, or when exhibitor is actually warming-up for Dressage class.
 5. Horses entered in open Dressage classes must follow DR121.8
 6. False tails are not permitted in a Morgan Dressage class. (DR121.7)

7. Roached manes are not permitted in a Morgan Dressage class.
8. Entries must comply with DR119.2, in regard to levels, with exception of entries competing in the Intro Level division classes. There is no limit to the number of rides per day in a Federation Morgan Dressage section.

14. MORGAN FITTING AND SHOWMANSHIP RULES

- a. The Morgan Fitting and Showmanship class (English or Western) demonstrates the exhibitor's ability to condition and show a horse to a designated person. Stallions are prohibited in classes limited to junior exhibitors (less than 18 years). The fitting and showmanship class is to be judged 40% on appearance and 60% on showmanship.
 1. Horse's Appearance—40%
 - a. Condition—Horses should be healthy, alert, serviceably sound, and in good condition.
 - b. Grooming
 1. Coat clean and free of stains. Excessive amounts of oils, fly spray, and polish are discouraged.
 2. Mane and tail clean and free of tangles.
 3. If unshod, hooves must be trimmed and shaped. If the horse is shod, shoes must be trimmed and shaped, and shoes must fit, not show undue wear, and clinches should be smooth. Hoof dressing and/or polish may be used.
 4. Excess hair should be clipped or trimmed from fetlocks, face, ears, throatlatch, and bridle path.
 5. Braiding is optional if horse is shown under hunter tack.
 - c. Tack—Tack should be clean, neat, in a safe condition, fit properly, and be appropriate to the way the horse is shown (English or Western).
 1. English-Show halter or bridle with one bit (weymouth curb or snaffle) and cavesson or bridle with one bit (snaffle, kimberwicke, weymouth curb with short shank and thick mouth, or pelham) and cavesson.
 2. Western-Show halter or bridle with Western (snaffle or curb) bit.
 2. Showmanship—60%
 - a. Leading
 1. Enter leading the horse at a collected trot around the ring in a counterclockwise direction or as specified by the judge.
 2. Recommended method is to lead on horse's left side holding reins or lead strap in right hand 4-10 inches from the bit or ring. The remaining portion of reins or strap should be held safely in the left hand.
 3. Horse must work individually on the line at a walk and trot. Horse should lead readily. When making a turn, the horse should be turned to the right, exhibitor walking around the horse.
 - b. Posing
 1. When posing the horse, the exhibitor should stand toward the front, off the horse's shoulder facing the horse, always in a position where he or she can keep an eye on the horse and know the position of the judge. The judge should have an unobstructed view of the horse.
 2. Horses must stand squarely on all four feet. Horses in Saddle Seat tack shown by handlers wearing Saddle Seat attire may have rear legs placed slightly back.
 3. Crowding should be penalized. The exhibitor should maintain a horse's length apart (8-10 feet) when leading or posing in a line head to tail. When lined up side by side, there should be plenty of room between entries. An exhibitor should not lead his horse between the judge and a horse the judge is observing.
 4. The horse should be alert and mannerly.
 - c. Poise, alertness, and attitude
 1. The exhibitor should quickly recognize the conformation faults of the horse he is leading and show it to overcome its faults.

MO - MORGAN DIVISION

2. The horse should be shown at all times quietly and effectively. Exhibitors must not show just themselves.
 3. The exhibitor should respond quickly to requests from the judge. He should be courteous and sportsmanlike at all times.
 4. The exhibitor should not be distracted by persons and things inside or outside the ring. The exhibitor should remain alert and showing until the entire class has been worked and judged, and the winners have been announced.
- d. Exhibitor Appearance—Clothes and person must be neat and clean. Suitable riding clothes are desirable and must be appropriate to the manner in which the horse is shown (saddle, hunt, or Western). Boots are mandatory. A whip, not to exceed 42 inches in length, is optional with English tack.
- e. Suggested Scorecard
1. Horse's Appearance (40)
 2. Condition (15)
 3. Grooming (20)
 4. Tack (5)
 5. Showmanship (60)
 6. Ring Deportment/Actions (20)
 7. Leading (15)
 8. Posing (15)
 9. Attitude & Appearance (10)
- f. Additional Testing
1. Exhibitors may be asked to answer horse-related questions.

Exhibitors may be asked to perform additional tests at the discretion of the judge.

15. AMATEUR OWNED, TRAINED & SHOWN (AOTS) CLASSES. Can be offered in any Morgan section. Exhibitors, attendants, and headers must meet the specifications for Amateur status, GR1306. Horses are not to have been professionally trained during the current competition year (riding and driving instruction excluded). In addition, horses are not to be presented, prepared, groomed, **instructed** or schooled with the aid of a professional **after the horse arrives at the competition**. Horses may be stabled with a professional during the competition and hauled by a professional. Professional help for situations relevant to safety is permitted. Owner must sign as owner, trainer and rider/driver on the Federation entry blank. For definition of amateur owner, refer to MO104.9. **BOD 1/16/16 Effective 4/1/16**
16. MORGAN BEGINNER LEADLINE. Open to riders who are at least two (2) but less than seven (7) years old (GR103). Leaders must be a minimum of sixteen (16) years of age (GR103). Safety is of the utmost importance in presentation, tack and attire. It is required that equipment fit the rider with rider's feet in the stirrups. Failure to comply will result in elimination and the entry will be asked to leave. Stallions are prohibited. If in a judged class, entries will be led both ways of the ring at a walk only. Attire of the rider shall include Saddle Seat, Hunter Seat, Western Seat, Dressage Seat, Side-Saddle, or Roadster silks. Protective headgear (See GR801) must be worn by riders in lead line classes at all times while mounted. Rider and leader's apparel does not have to match. The rider should be in control of the reins, but the leader must hold a lead that is attached to the bridle/headstall appropriate to the saddle used. Riders may be lined up side by side or head to tail. Entries will not be asked to back and/or dismount. Prize list must specify if the class is to be judged.
17. UPHA CLASSIC AND CLASSIC CHAMPIONSHIPS. To be judged according to the specifications for a junior horse class or junior horse championship in the appropriate performance section. For information on holding UPHA Classics, please contact the United Professional Horsemen's Association, 4059 Iron Works Parkway Suite #2,

Lexington, KY 40511, (859) 231-5070.

18. CARRIAGE DRIVING. Carriage Driving classes held in the Morgan Division are to be conducted in accordance with the Federation Carriage Pleasure Driving Division, Chapter CP.
19. Justin Morgan Standard Class. Open to Morgan stallions, mares, and geldings of any age. Horses to be led into the ring at a walk. Entries to be judged at the walk and the closest resemblance to the statue of Justin Morgan located in Weybridge, VT. One handler without whip per entry allowed.



CHAPTER NS NATIONAL SHOW HORSE DIVISION

SUBCHAPTER NS-1 GENERAL QUALIFICATIONS

NS101 Eligibility

NS102 Shoeing Regulations

NS103 Boots

NS104 Breed Standard

NS105 General

NS106 Division of Classes

NS107 Conduct

NS108 Judging Criteria

NS109 Qualifying Classes and Specifications

NS110 Division of Classes

SUBCHAPTER NS-2 DESCRIPTION OF GAITS

NS111 General

NS112 Walk

NS113 Trot

NS114 Canter

NS115 Slow Gait

NS116 Rack

NS117 Hand Gallop

SUBCHAPTER NS-3 HALTER CLASSES

NS118 General

NS119 Get of Sire and Produce of Dam

SUBCHAPTER NS-4 PLEASURE SECTION

NS120 English Pleasure, Country Pleasure and Classic Country Pleasure Amateur Owner to Show Appointments

NS121 Pleasure Driving and Country Pleasure Driving Appointments

NS122 English Pleasure Description

NS123 English Pleasure Gait Requirements

NS124 English Pleasure Classes and Specifications

NS125 Country Pleasure Description

NS126 Country Pleasure Gait Requirements

NS127 Country Pleasure Judging Requirements

NS128 Country Pleasure Classes and Specifications

NS129 Pleasure Driving Gait Requirements

NS130 Pleasure Driving Judging Requirements

NS131 Pleasure Driving Class Specifications

NS132 Classic Country Pleasure Amateur Owner To Show

NS133 Classic Country Pleasure Amateur Owner to Show Gait Requirements

NS134 Classic Country Pleasure Amateur Owner to Show Judging Requirements

SUBCHAPTER NS-5 FINE HARNESS SECTION

NS135 General

NS136 Appointments
NS137 Gait Requirements
NS138 Line Up
NS139 Ring Attendants
NS140 Class Specifications

SUBCHAPTER NS-6 FIVE GAITED SECTION

NS141 Appointments
NS142 Gait Requirements
NS143 Classes Offered and Specifications

SUBCHAPTER NS-7 THREE-GAITED SECTION

NS144 General
NS145 Appointments
NS146 Gait Requirements
NS147 Classes Offered and Specifications

SUBCHAPTER NS-8 NATIONAL SHOW HORSE ENGLISH SHOW

HACK SECTION

NS148 General
NS149 Appointments
NS150 Qualifying Gaits
NS151 Gait Requirements and Judging Specifications

SUBCHAPTER NS-9 ROADSTER SECTION

NS152 General
NS153 Appointments
NS154 Equipment
NS155 Judging Procedures
NS156 Gait Requirements
NS157 Classes Offered and Specifications

SUBCHAPTER NS-10 NATIONAL SHOW HORSE LADIES

ENGLISH SIDE SADDLE SECTION

NS158 General
NS159 Appointments
NS160 Qualifying Gaits
NS161 Class specifications

SUBCHAPTER NS-11 NATIONAL SHOW HORSE HUNTER PLEASURE SECTION

NS162 General
NS163 Appointments
NS164 Qualifying Gaits
NS165 Class Specifications

NS - NATIONAL SHOW HORSE DIVISION

SUBCHAPTER NS-12 NATIONAL SHOW HORSE WESTERN PLEASURE SECTION

NS166 General

NS167 Appointments

NS168 Qualifying Gaits

NS169 Class Specifications

SUBCHAPTER NS-13 EQUITATION

NS170 Equitation classes

CHAPTER NS NATIONAL SHOW HORSE DIVISION

SUBCHAPTER NS-1 GENERAL QUALIFICATIONS

NS101 Eligibility

Horses must be registered with National Show Horse Registry at the time entry is made. The exhibitor must supply the competition with a copy of an official NSHR certificate of registration or confirmation letter before the horse is allowed to show. Horse owners must be members of the National Show Horse Registry in order to exhibit at Local, District and National Finals Competitions. **In the case of multiple ownership, only one owner is required to be a member. Riders, drivers, handlers, and/or trainers are required to either be NSHR members or pay the NSHR non-member fee per show at Local and District levels; membership is required for the Finals level. BOD 1/17/2015 Effective 12/1/2015**

1. Electronic communication devices used for purposes of coaching exhibitors during a competition shall be prohibited in all classes in the National Show Horse Division. Exhibitors with a permanent hearing impairment are permitted to use an electronic communication device upon submission of a written certification from a treating medical professional's office certifying the permanent hearing impairment and certifying the requirement of an electronic communication device. The certifying medical certification must be provided to the competition Steward within a reasonable time prior to competing who shall attach a copy to the Steward report.
2. An exhibitor with a disability (other than hearing), will be provided reasonable accommodation upon submission of a written certification from a treating medical professional's office certifying the disability and identifying the accommodation necessary for the exhibitor to compete safely. The medical certification must be provided to the competition Steward within a reasonable time prior to competing who shall attach a copy to the Steward report.

NS102 Shoeing Regulations

1. Soundness is required
2. Shoeing regulations are designed to provide comfort and protection for the horse as well as better performance that is as natural as possible.

NS103 Boots

Either unweighted bell boots or unweighted quarter boots are permitted in five-gaited, fine harness and roadster classes, but are prohibited in all other classes. When used, only one of either type boot is permitted on a hoof. In case of inclement weather, the use of polo boots and bandages may be permitted provided competition management publicly announces it before a class.

NS104 Breed Standard

1. The National Show Horse shall strive to produce an athletic horse which retains size, beauty and refinement. Specifically, the following traits are desirable:
 - a. Motion—Balance and obvious power from the hindquarters flowing into an elevated front end, the front legs showing both flexion and extension;
 - b. Neck—Very long, set high on the shoulder and relatively upright with fine throatlatch. The neck should be shapely but without a pronounced crest;
 - c. Head—Relatively small, short and refined with large eyes and small, well placed ears and a straight or slightly concave profile (a “Roman nosed” or convex profile is not desirable);
 - d. Pronounced withers and a very deep and well laid-back shoulder;
 - e. Proportionately short back closely coupled with a long hip and relatively level top line (moderately sloping croup not to be penalized);
 - f. Legs—Correct from all angles with long forearms and short cannon bones in front and long, well-angled

NS - NATIONAL SHOW HORSE DIVISION
pasterns front and rear;

- g. Refinement of bone but not lacking in substance, especially in the chest, girth, shoulder and hip;
- h. A relatively high-set tail, natural and flowing;
- i. When observed at rest or in motion, the horse must exhibit a natural presence and, when animated, extreme brilliance. The horse must exhibit high carriage when showing or relaxed.

NS105 General

1. All horses shall be worked both ways of the ring at all required gaits as directed by the judge(s). All horses chosen for a workout must be worked both ways of the ring in front of each judge, at any gait except the walk.
2. To be penalized: Over-bridling (i.e., over-flexed, chin toward chest); mixed gaits; unbalanced action; pulling; fighting the bit; tossing the head; carrying head to one side or going sideways; leaving hocks behind; strung out; wrong lead or cross-cantering; breaking of gait; winging; interfering; traveling wide behind; loss of form due to excessive speed; bad manners; exaggerated opening of mouth; carrying sour ears; bucking; rearing; balking; kicking or not being under control. Horses with head-sets behind the vertical must be penalized.
3. BACKING. Entries are not to be requested to back in the line up with the exception of the Country Pleasure, Ladies English Side Saddle, Western Pleasure and Show Hack divisions where backing is optional at the judge's discretion.
4. One attendant, without whip, is allowed to head each entry in all driving classes. The attendant may uncheck and stand the entry on its feet. Attendants must be neatly attired and may be required to meet dress requirements set forth by individual competition managements, provided that such requirements are printed in the prize list.
5. The use of action devices is permitted in all sections in accordance with GR839. (Exception: NS118.4)
6. Stallions may be shown in Ladies', Junior Exhibitors' and National Show Horse Saddle Seat Equitation classes unless prohibited in the prize list.
7. Nasal strips are not permitted in the National Show Horse Division. *BOD 2/29/16 Effective 4/1/16*

NS106 Division of Classes

1. Classes may be divided according to:
 - a. Sex or age of horse.
 - b. Height—15.2 hands and under; over 15.2 hands.
 - c. Sex or Age of rider.
 - d. With or without Championships.
2. Recommended are Maiden, Novice, Limit, Junior (Five-Year-Olds & Under), Owners Classes in all classifications and Amateur-Owner-Trainer (open to horses that have not had professional training since January 1 of the current competition year).

NS107 Conduct

An exhibitor is entitled to request only one time out per class. See GR833.

NS108 Judging Criteria

The specific type of class being judged determines the importance of each criterion in the final judging outcome. The order in which each is listed in the class specifications determines where the emphasis should be placed. For example: A horse placed first in a class judged on performance, quality, manners and conformation could justifiably be unplaced against the same horses if the class were judged on manners, quality, performance and conformation. The criteria considered are: performance, manners, quality and conformation.

NS109 Qualifying Classes and Specifications

1. OPEN, JUNIOR, THREE-YEAR-OLD, TWO-YEAR-OLD, MAIDEN, NOVICE AND LIMIT. Classes are judged on performance, quality, manners and conformation (Exceptions: NS127). The OPEN horse should be the ultimate representative of the breed. It should be as nearly perfect as possible; performing all gaits with animation, brilliance and extreme action at both ends. Performance is paramount in these classes; next is quality, manners and conformation.
2. LADIES. Classes are judged on manners, quality, performance, and conformation. A Lady's horse should be outstanding in refinement and elegance with suitability of horse to rider taken into consideration. Expression is paramount and quality is of prime consideration. The execution of gaits should be performed with brilliance on command. The horse should walk and stand quietly.
3. JUNIOR EXHIBITORS, AMATEUR and OWNERS. Classes are judged on manners, performance, quality and conformation (Exception: Show Hack). Manners are paramount in these classes but there is a difference in the way in which horses are judged in each. Suitability of horse to rider shall be given consideration.
4. The JUNIOR EXHIBITOR horse should be mannerly, willing and expressive with balanced action. The execution of gaits should be performed with brilliance on command. The horse should walk and stand quietly.
5. AMATEUR, GENTLEMEN, and OWNERS horses can be a bit stronger and perform in a bolder manner. More action and animation are desired and less emphasis can be put on manners than in Ladies and Junior Exhibitor classes.

NS110 Division of Classes

1. It is recommended that classes of 25 or more entries be divided into separate sections by sex, size of horse or selecting every other number on the list of entries. The division of entries must be posted in the competition office and announced over the public address system, or listed in the program.
2. In Ladies, Junior Exhibitor, Amateur, Owner, Fine Harness, Pleasure Driving and Country Pleasure Driving classes it is recommended that classes of more than 15 entries be divided in the same manner.

SUBCHAPTER NS-2 DESCRIPTION OF GAITS

NS111 General

1. The standard of excellence of the National Show Horse, is beauty, symmetry and balance. Balance features coordinated motion, with straight true folding action of the front legs with flexing hocks carried close together, producing a clean, rhythmic and fluid way of going. In addition, the National Show Horse possesses animation, brilliance and extreme grace of movement.
2. UNDESIRABLE: Winging, interfering, traveling wide behind, mixing of gaits, shackled look and loss of form.

NS112 Walk

Judging at the walk is based on manners, quality and natural action; it is not used as a rest period.

1. WALK: The walk should be an elastic, ground covering and collected four-beat gait maintaining proper form and consistency in stride. It should be executed in a brisk manner that is compatible with the type of class. It should display the horse's good manners, type of stride and attitude. The walk is relaxed.
2. ANIMATED WALK: The animated walk is a highly collected gait, exhibiting much "primp" at a slow, regulated speed, with good action and animation. It should have snap and easy control. It can be either a two-beat or four-beat gait. It is performed with great style, elegance and airiness of motion. A flat-footed walk is not to be penalized.
3. The walk is required as a transition between gaits in English Pleasure, Three-Gaited and Five-Gaited, except between the trot and strong trot and slow gait and rack.

NS113 Trot

NS - NATIONAL SHOW HORSE DIVISION

1. The trot is a natural, two-beat diagonal gait in which the front foot and the opposite hind foot take off from the ground in unison and land simultaneously. A balanced trot features coordinated motion with straight, true, shoulder motion of front legs, with flexing hocks carried close together. To be performed at a moderate speed and collection. The trot must be mannerly, balanced, cadenced and free moving. Posting is required.
2. Strong trot: A two-beat gait. At the strong trot the horse exhibits more power and motion than at the trot. It is performed with a lengthened stride but no decrease of collection. The speed is determined by each horse's own natural ability to increase stride, to maintain collection and not to lose form. Horses that string out behind are to be penalized. Extreme knee flexion or extreme extension are encouraged if combined with a bright and willing attitude and an unlabored, pleasurable appearance. The strong trot must be mannered, balanced, cadenced and free moving.
3. Park trot: A two-beat gait that requires extreme knee flexion and use of the shoulder for balanced, graceful extension. Speed to be penalized. The most desirable park trot gives a balanced appearance from front and rear. It should be executed in a highly collected manner. Posting is optional.
4. Roadster Jog-trot: The jog-trot is called to display the purity of the horse's gait. It is executed in a highly collected manner. The horse's energy should be directed toward animation rather than speed.
5. Gaited trot: The trot of the Five-Gaited horse should show speed in form. The desired speed is the maximum rate at which the horse can trot while still maintaining proper form, control and balance. Posting is optional.
6. "Show Your Horse": At this command the driver has the privilege of showing the Fine Harness horse to its best advantage at the trot but excessive speed shall be penalized.
7. Road Gait: The road gait trot is executed in a highly collected manner. It is faster, stronger and bolder than the jog-trot; with a fuller extension of stride to obtain desired speed.
8. Drive On: When asked to drive on in Roadster classes, the horse must show speed in form. The desired speed is the maximum rate at which a horse can trot while still maintaining proper form, control and balance.

NS114 Canter

1. Criteria.
 - a. A three-beat gait. Smooth, unhurried, with moderate collection, correct and straight on both leads. The horse must appear bright but relaxed.
 - b. It is acceptable, although not encouraged, for the horse to have a bolder, stronger canter in those classes where manners are not paramount or where speed at a qualifying gait is desired. Ease of control, rate of speed and collection may vary according to the class specifications.
 - c. Where manners are paramount, a slow, consistent rate of speed must be maintained with little obvious effort from the rider.

NS115 Slow Gait

1. The slow gait was developed from the pace to be a four-beat gait with each of the four feet contacting the ground separately. In the takeoff, the lateral front and hind feet start almost together but the hind foot contacts the ground slightly before its lateral forefoot.
2. The slow gait is a highly collected gait with most of the propulsion coming from the hindquarters, while the forequarters assist in the pull of the final beats. The slow gait is not a medium rack.
3. The slow gait is a restrained four beat gait, executed with hesitation and slight elevation with true and distinct precision. Speed is to be penalized. It is high, lofty, brilliant and restrained, denoting style, grace and polish of the horse.

NS116 Rack

1. The rack is a four-beat gait in which each foot meets the ground at equal, separate intervals. It is smooth and highly animated, performed with great action and speed, in a slightly unrestrained manner. Desired speed and collection

are determined by the maximum rate at which a horse can rack in form. Racking in form should include the horse remaining with a good set head. It should be performed by the horse in an effortless manner from the slow gait, at which point all strides become equally rapid and regular.

2. TO BE PENALIZED: Any tendency to become “trotty”, “pacey” or “hitchy gaited”.
3. In Pleasure classes, there is more emphasis on the way of going as a pleasure gait with only moderate speed required. Where manners are paramount, there is more emphasis on the ease by which it is performed by the rider.

NS117 Hand Gallop

HAND GALLOP: The hand gallop is performed with a long, free, ground-covering stride. The amount of ground covered may vary between and among horses due to difference in natural length of stride. A decided lengthening of stride should be shown while the horse remains controlled, mannerly, correct and straight on both leads. The hand gallop is not a fast collected canter.

SUBCHAPTER NS-3 HALTER CLASSES

NS118 General

1. Halter classes may be divided by sex and age groups at the discretion of competition management.
2. Horses to be shown standing, at a walk and at the trot. Halter horses are not to be stretched or “parked out”. A horse is considered not stretched if all four feet are flat on the ground and at least one front and one rear cannon bone are perpendicular to the ground. Horse’s weight evenly distributed on all four legs. Emphasis shall be placed upon adherence to breed standards, conformation and quality, with close attention placed upon animated motion, flexion of the joints and correct movement of the horse. Transmissible weakness to be counted strongly against breeding stock. Horses must be serviceably sound.
3. A suitable headstall equipped with throatlatch is mandatory. Curb bits are optional on horses one year and older. Only one handler is permitted in the ring per horse. Showmanship is important in any competition class including halter. However, when showmanship of one handler is at the expense of another, then that handler’s entry shall be penalized at the discretion of the judge. Excessive use of the whip which would harm the horse, cause negative reaction of the spectators or interfere with another entry is forbidden. Halter handlers shall dress neatly. It is recommended that both men and women wear a vest and/or a dress jacket. Gloves, hats and ties are recommended. English riding suits are preferred but only with pants and coats specifically tailored in length for standing. Rolled up pants are not permitted. Denim jeans, hunt seat attire or western suits of any kind are not permitted.
4. The use of shackles, elastic stretchers or blindfolds on weanlings and yearlings is prohibited on the grounds before or during a competition.

NS119 Get of Sire and Produce of Dam

Get of Sire and Produce of Dam classes shall have at least two entries entered under the name of the sire or dam, one handler per entry. They shall be shown and judged under the same provisions as in NS118.2 and .3 above, except a walk or trot is optional and emphasis shall be placed upon reproductive likeness, uniformity and quality of, and adherence to, breed characteristics and conformation. More than one set of entries per sire or dam may be entered in the same class.

SUBCHAPTER NS-4 PLEASURE SECTION

NS120 English Pleasure, Country Pleasure and Classic Country Pleasure Amateur Owner to Show Appointments

1. Bridle shall be light, show type; full bridle. No martingale or tie-down. (Exception: Horses three years old and under may show in single snaffle defined as an unwrapped, smooth, rounded snaffle bit 3/8 inch to 3/4 inch diameter as

NS - NATIONAL SHOW HORSE DIVISION

measured one inch from the ring with gradual decrease to the center of the snaffle, half cheeks permitted. When using a snaffle, running martingales with one or two reins are permitted.

2. English-type saddle. Girth either leather, web or other suitable material. Hunt attire or equipment in all National Show Horse classes is prohibited.
3. Informal English riding suits are required for Pleasure classes. It consists of conservative solid colors such as black, burgundy, blue, grey, beige, or brown with matching jodhpurs (contrasting jackets are permitted), and derby or soft hat or protective headgear. Top hats are prohibited. Gloves are recommended.
4. Extremes of temperature or climatic conditions may modify the above dress requirements at the judge's discretion.
5. Spurs or whips are optional in all English classes.

NS121 Pleasure Driving and Country Pleasure Driving Appointments

To be shown in light show harness, bridle with blinkers, overcheck (when an overcheck is used, two bits are required; when side check is used second bit is optional), snaffle bit (straight or jointed) to a two-wheeled show vehicle. Equipment to be in sound condition. Drivers are to be appropriately attired. Protective headgear may be worn without penalty. (See GR801) One attendant without whip is allowed to head each entry. The attendant may uncheck and stand the entry on its feet. Attendants should be neatly attired and may be required to meet dress requirements set forth by individual competition managements.

NS122 English Pleasure Description

The English Pleasure horse should give the distinct appearance of being a pleasure to ride and drive and display a pleasurable attitude. All gaits must be performed with willingness and smoothness.

NS123 English Pleasure Gait Requirements

Qualifying gaits are walk, trot, and canter. Light contact must be maintained with all reins at all gaits. A judge may not request that gaits be performed only on the snaffle or curb. Horses must be shown at all gaits, both ways of the ring. It is important that the horse give the distinct appearance of being a pleasure to ride and display a pleasurable attitude. All gaits must be performed with willingness and smoothness. All horses should enter the ring at a trot. A pleasure horse, when properly bridled, shall exhibit the appearance of being neither held back nor having to be pushed forward with the rider's legs. The horse's head should be set by flexing at the poll and not the neck.

NS124 English Pleasure Classes and Specifications

1. OPEN, LIMIT, JUNIOR HORSE, THREE-YEAR-OLDS, TWO-YEAR-OLDS, MAIDEN, NOVICE. Judged on performance, quality, manners and conformation.
2. LADIES. Judged on manners, quality, performance and conformation.
3. JUNIOR EXHIBITORS, AMATEURS (Ladies and/or Gentlemen); OWNERS, AMATEUR OWNERS. Judged on manners, performance, quality and conformation.
4. GRAND CHAMPIONSHIP: To be eligible, horses must have been entered, shown and judged in any other class in this section. Judged on performance, quality, manners and conformation.
5. COMBINATION. Shown to a suitable two-wheeled vehicle. Shown in harness as a driving horse and under saddle as a Pleasure horse. English equipment. Change of equipment to be made in the ring. Each phase of competition to count 50%. Prize list must specify whether driver/rider must be the same in both phases of the class.
6. FIVE-GAITED PLEASURE. Shown at a walk, trot, slow gait, rack at moderate speed and canter. Judged on manners, performance and quality.
7. TWO-YEAR-OLD WALK TROT UNDER SADDLE: Open to two-year-old National Show Horses. Bridle shall be light, show type; full bridle or single snaffle bridle. Running martingales with one or two reins are permitted. Tie-downs, draw reins, and German martingales are prohibited. Horses are to be shown both ways of the ring at the

walk and trot. Flat footed or animated walk are acceptable. To be judged on performance, presence, quality, manners, and conformation.

NS125 Country Pleasure Description

The Country Pleasure Horse has less animation than the English Pleasure/Pleasure Driving Horse, but should be typical of the National Show Horse. EXTREME KNEE MOTION AND SPEED ARE TO BE PENALIZED. The Pleasure Horse must have comfortable gaits giving the distinct impression it is a true pleasure to ride. Manners and suitability as a pleasure mount are paramount. Horses shown in Country Pleasure, Western Pleasure, or Hunter Pleasure are ineligible to show in any other NSH class at the same show, except for Halter, Ladies English Side Saddle, Equitation, and/or Show Hack. Horses shown in Country Pleasure, Western Pleasure or Hunter Pleasure may cross-enter among these classes.

NS126 Country Pleasure Gait Requirements

To be shown at a walk, trot, and canter, plus slow gait and rack in Five-Gaited classes. In Driving classes the gaits are walk, trot and strong trot.

NS127 Country Pleasure Judging Requirements

Transition from one gait to another should be smooth and effortless. Light contact with the horse's mouth must be maintained. Special emphasis is placed on a true, flat walk. Halting is not mandatory, however, entries may be asked to halt and stand quietly on the rail either and/or both ways of the ring at the judge's discretion. Horses may be asked to back at the judge's discretion.

NS128 Country Pleasure Classes and Specifications

1. Country Pleasure. To be shown at a walk, trot and canter. To be judged on manners, performance and quality. Suitability of horse and rider shall be given consideration.
2. Country Pleasure Driving. To enter ring at a trot. To be shown at a walk, trot and strong trot. To be judged on manners, performance and quality. All horses must stand quietly. They may be unchecked while lined up. To be shown both ways of the ring at all gaits. Backing is optional at judge's discretion. One header (without whip) allowed in the line up.
3. Five-Gaited Country Pleasure. To be shown at a walk, trot, slow gait and rack at moderate speed and canter. To be judged on manners, performance and quality.
4. Combination. To be shown in harness (to a two-wheeled jog-cart only) as a driving horse and Under Saddle as a Pleasure horse. English equipment. Change of equipment to be made in the ring. Each phase of competition to count 50%. Prize list to specify whether driver and rider must be the same in both phases of the class.

NS129 Pleasure Driving Gait Requirements

To enter the ring at a trot. To be shown at a walk, trot and strong trot.

NS130 Pleasure Driving Judging Requirements

Manners and suitability as a Pleasure mount are paramount. Transitions from one gait to another should be smooth and effortless. Light contact with the horse's mouth must be maintained.

NS131 Pleasure Driving Class Specifications

1. OPEN, LIMIT, JUNIOR HORSE, THREE-YEAR-OLDS, TWO-YEAR-OLDS, MAIDEN, NOVICE. Judged on performance, manners, quality and conformation.
2. LADIES. Judged on manners, quality, performance and conformation.
3. JUNIOR EXHIBITORS, AMATEURS (Ladies and/or Gentlemen); OWNERS, AMATEUR OWNERS. Judged on

manners, performance, quality and conformation.

4. GRAND CHAMPIONSHIP. To be eligible, horses must have been entered, shown and judged in any other class in this section. Judged on performance, manners, quality and conformation.

NS132 Classic Country Pleasure Amateur Owner To Show

Description. The Classic Country Pleasure horse has less animation than the English Pleasure/Pleasure Driving and Country Pleasure/Country Pleasure Driving horse, but should be typical of the National Show Horse. EXTREME KNEE MOTION AND SPEED ARE TO BE PENALIZED. The Classic Country horse MUST have comfortable gaits giving the distinct impression it is a true pleasure to ride. Manners and suitability as a pleasure mount are paramount. Horses entered in Classic Country Pleasure classes may not enter any other Country Pleasure class offered at this competition. Classic Pleasure horses may cross enter in Hunter, Western, Show Hack, Ladies English Side Saddle, Halter and Saddle Seat Equitation.

NS133 Classic Country Pleasure Amateur Owner to Show Gait Requirements

1. Under Saddle. To be shown at the walk, trot and canter.
2. Driving. To be shown at the walk, trot and strong trot.

NS134 Classic Country Pleasure Amateur Owner to Show Judging Requirements

Transitions from one gait to another must be smooth and effortless. Light contact with the horse's mouth must be maintained. Special emphasis is to be placed on a true, flat-footed walk. Entries may be asked to halt and stand quietly on the rail both ways of the ring. Horses may be asked to back at the judges discretion. To be judged on manners, performance and quality. Suitability of horse to rider shall be given consideration. In driving, one header (without whip) allowed in the line up. See NS120 and NS121 for appointments.

SUBCHAPTER NS-5 FINE HARNESS SECTION

NS135 General

The Fine Harness horse should possess all of the elegance and refinement of the ideal National Show Horse with animation, not speed.

NS136 Appointments

To be shown in light show harness, bridle with blinkers, overcheck (when overcheck is used, two bits are required; when side check is used second bit is optional), snaffle bit (straight or jointed) to a four-wheeled show vehicle. Equipment to be in sound condition. Formal attire is encouraged after 6:00 p.m.

NS137 Gait Requirements

Horses are to enter ring at a park trot. Qualifying gaits are animated walk, park trot, "show your horse". Exception: "show your horse" is not called for in Ladies, Junior Exhibitor, Amateur, Owners and Amateur Owners Classes.

NS138 Line Up

Entries are to stand quietly but shall not be required to back. They may be unchecked while lined up. An attendant may stand the entry on its feet but must remain at least two paces from the head when the entry is being judged.

NS139 Ring Attendants

One attendant, without whip will be permitted to stand quietly inside the gate during any Ladies, Amateur, Owners or Junior Exhibitor class but must take no action that will affect the performance of any horse. Attendants should be neatly attired and may be required to meet dress requirements set forth by individual competition managements.

NS140 Class Specifications

1. OPEN, LIMIT, JUNIOR HORSE (Five-years Old & Under), THREE-YEAR OLDS; TWO-YEAR OLDS; MAIDEN; NOVICE. Exhibited at an animated walk, park trot and “show your horse” (speed to be penalized), to stand quietly. Judged on performance, quality, manners and conformation.
2. LADIES. Shown at a park trot and an animated walk, to stand quietly. Judged on manners, quality, performance and conformation.
3. JUNIOR EXHIBITOR; AMATEUR (Ladies and/or Gentlemen); OWNERS; AMATEUR OWNER. Shown at a park trot and an animated walk, to stand quietly. Judged on manners, performance and conformation.
4. GRAND CHAMPIONSHIP: To be eligible, horses must be entered, shown and judged in any other class in this section. Exhibited at an animated walk, park trot and “show your horse” (speed to be penalized); to stand quietly.

SUBCHAPTER NS-6 FIVE GAITED SECTION

NS141 Appointments

1. Horses shall be shown in a full bridle. No horse shall be shown with a breast plate, tie-down, martingale or a single bit only. The saddle should be flat English-type with leather or web girth.
2. Informal English riding suit is required. It consists of conservative solid colors such as black, burgundy, blue, grey, beige or brown with matching jodhpurs (contrasting jackets are permitted) and derby or soft hat or protective headgear. Top hats prohibited. Gloves are recommended.
3. Extremes of temperature or climatic conditions may modify the above dress requirements at the judge’s discretion.

NS142 Gait Requirements

Qualifying gaits are animated walk, gaited trot, slow gait, rack and canter.

NS143 Classes Offered and Specifications

Classes may be divided by sex. To be shown at an animated walk, trot, slow gait, rack and canter.

1. OPEN, LIMIT, JUNIOR HORSE (FIVE-YEAR-OLDS & UNDER), THREE-YEAR-OLDS, TWO-YEAR-OLDS, MAIDEN, NOVICE. Judged on performance, quality, manners and conformation. JUNIOR CHAMPIONSHIPS: Judged on performance, quality, manners and conformation.
2. LADIES. Judged on manners, quality, performance and conformation. LADIES CHAMPIONSHIPS: Judged on manners, quality, performance and conformation.
3. JUNIOR EXHIBITORS, AMATEURS (Ladies and/or Gentlemen), OWNERS, AMATEUR OWNERS. Judged on manners, performance, quality and conformation. CHAMPIONSHIPS: Judged on manners, performance, quality and conformation. Suitability of horse and rider shall be given consideration.
4. To be eligible for above Championships, horses must be entered, shown and judged in a qualifying class restricted in a similar manner, i.e., Ladies classes qualify for Ladies Championships, Gentlemen’s classes qualify for the Gentlemen’s Championship and Junior Exhibitor classes qualify for the Junior Exhibitor Championship. If only an Amateur Championship is offered, horses are eligible if they have been entered, shown by an amateur and judged in the Ladies class or in any qualifying class having the same judging specifications.
5. GRAND CHAMPIONSHIP: To be eligible, horses must be entered, shown and judged in any other class in this section. Judged on performance, quality, manners and conformation.
6. COMBINATION. Shown first to an appropriate four-wheeled vehicle at an animated walk and trot, then shown Under Saddle at an animated walk, trot, slow gait, rack and canter. Judged 50% on suitability for harness; 50% on saddle work with emphasis on the trot. Entries to be driven with snaffle bit and separate overcheck. Prize list must specify whether driver/rider must be the same in both phases of the class.

SUBCHAPTER NS-7 THREE-GAITED SECTION

NS144 General

The Three-Gaited National Show Horse should be the epitome of beauty, brilliance, elegance, refinement and expression. Its gaits are collected and its energy directed toward animation and precision.

NS145 Appointments

1. Horses shall be shown in a full bridle. No horse shall be shown with a single bit only, breast plate, tie-down or martingale.
2. Flat English-type saddle, leather lining preferred. Girth can be leather, web or other suitable material.
3. Informal English riding suit is required for morning and afternoon classes (contrasting jackets permitted). Formal attire and accessories are appropriate, but not mandatory for evening classes after 6 p.m.

NS146 Gait Requirements

To be shown at an animated walk, park trot and canter.

NS147 Classes Offered and Specifications

1. Quality, animation and expression are paramount. Classes may be divided according to:
 - a. Sex—Mares, Stallions/Geldings.
 - b. Height—over 14.2 hands and not exceeding 15 hands.
 - c. 15.2 hands and under.
 - d. Over 15.2 hands.
2. OPEN, LIMIT, JUNIOR HORSE (Five-Year Olds & Under); THREE-YEAR-OLDS, MAIDEN, NOVICE. Judged on performance, quality, manners and conformation. JUNIOR CHAMPIONSHIPS: Judged on performance, quality, manners and conformation.
3. LADIES. Judged on manners, quality, performance and conformation. LADIES CHAMPIONSHIPS: Judged on manners, quality, performance and conformation.
4. JUNIOR EXHIBITORS, AMATEURS (Ladies and/or Gentlemen), OWNERS, AMATEUR OWNERS. Judged on manners, performance, quality and conformation. CHAMPIONSHIPS: Judged on manners, performance, quality and conformation. Suitability of horse and rider shall be given consideration.
5. To be eligible for above Championships, horses must be entered, shown and judged in a qualifying class restricted in a similar manner, i.e., Ladies classes qualify for Ladies Championships, Gentlemen's classes qualify for the Gentlemen's Championship and Junior Exhibitor classes qualify for the Junior Exhibitor Championship. If only an Amateur Championship is offered, horses are eligible if they have been entered, shown by an amateur and judged in the Ladies class or in any qualifying class having the same judging specifications.
6. GRAND CHAMPIONSHIP: To be eligible, horses must be entered, shown and judged in any other class in this section. Judged on performance, quality, manners and conformation.

SUBCHAPTER NS-8 NATIONAL SHOW HORSE ENGLISH SHOW HACK SECTION

NS148 General

1. Competitors to enter the ring in a counterclockwise direction at a normal trot.
2. Light contact must be maintained with all reins at all gaits. A judge may not request that gaits be performed only on snaffle or curb.
3. Judges are required to consider the performance at each gait equally in adjudicating this class.
4. Horses may show with a braided mane and tail. Braids may be secured with tape, yarn, or rubber bands. Decorations are prohibited.

NS149 Appointments

1. Bridle shall be light, show type; either single snaffle, double (full) or pelham. Kimberwicke bit is permitted. Browbands and cavessons other than hunter or dressage types are prohibited. Unconventional tack such as figure eight, drop, or flash nosebands are not permitted.
2. English saddle of any type is required. Girths of either leather, white web, nylon string or suitable material.
3. Martingales, breastplates not allowed.
4. Acceptable Hack attire is required. It consists of conservatively colored coat, breeches, and boots. A conservatively colored hunting cap or derby is required. Formal attire consisting of white breeches, top hat and tails may be worn. It is usual to wear such attire after 6:00 p.m., or in Championship classes.
5. Spurs, whip or crop optional at the exhibitor's discretion.

NS150 Qualifying Gaits

A Show Hack horse is not necessarily a Dressage horse, nor an English Pleasure horse of the National Show Horse Division. Elevation and high knee action are not to be emphasized. The Show Hack is a suitable section for the well trained animal. Show Hacks must be balanced and show vitality, animation, presence, clean fine limbs and supreme quality typical of the breed. Soundness is required.

1. Walk, a four-beat gait: Straight, true and flatfooted.
 - a. Normal walk: Regular and unconstrained, moving energetically and calmly forward.
 - b. Collected walk: Strides are shorter and higher than the normal walk. The head approaches the vertical, but should never move behind it. Pacing is a serious fault.
 - c. Extended Walk: The horse is allowed to lengthen frame and stride while rider maintains light rein contact. The horse should cover as much ground as possible without rushing.
2. Trot, a two-beat gait: Free-moving, straight, rider maintaining light contact with the horse's mouth at all times.
 - a. Normal Trot: Light, crisp, balanced and cadenced with the rider posting.
 - b. Collected Trot: The horse's stride is shorter and lighter, maintaining balance and impulsion. The neck is more raised and arched than at the normal trot as the head approaches the vertical line, never moving behind it. Rider is sitting.
 - c. Extended Trot: Maintaining the same cadence and performing at medium speed, the horse lengthens its stride as a result of greater impulsion from the hindquarters. Horse should remain light in the rider's hand as it lengthens its frame. Rider is posting.
3. Canter, a three-beat gait: straight on both leads, smooth.
 - a. Normal Canter: Light even strides, should be moved into without hesitation.
 - b. Collected Canter: Marked by the lightness of the forehand and the engagement of the hindquarters, the collected canter is characterized by supple, free shoulders. Neck is more raised and arched than in normal canter as the head approaches the vertical line, never moving behind it.
 - c. Extended Canter: Maintaining the same cadence, the horse lengthens its stride as a result of greater impulsion from the hindquarters. Horse should remain light in rider's hand as it lengthens its frame.
 - d. Hand gallop: The hand gallop is performed with a long, free, ground covering stride. The amount of ground covered may vary between horses due to the difference in natural length of stride. A decided lengthening of stride should be shown while the horse remains controlled, mannerly, correct and straight on both leads.
4. The collected and extended gaits are to be called by the judge both ways of the ring. At the discretion of the judge, horses while on the rail may be asked to halt and rein back. A Show Hack shall be able to perform all of these gaits with a noticeable transition between the normal, collected, and extended gaits. The horse must appear to be under complete control and easily ridden. Obedience to the rider is of prime importance. If the horse exhibits clear transitions in a balanced and level manner, appearing to be giving a comfortable and pleasurable ride, he is performing

NS151 Gait Requirements and Judging Specifications

To be shown at a walk, trot, canter and hand gallop; collected, extended and normal gaits to be called by the judge both ways of the ring. To be judged on performance, manners quality and conformation. Horses may be asked to back at the judge's discretion.

SUBCHAPTER NS-9 ROADSTER SECTION

NS152 General

The Roadster should have good National Show Horse Conformation.

NS153 Appointments

In Bike and Under Saddle classes, exhibitors shall wear stable colors, cap and jacket to match. Protective headgear may be worn without penalty. (See GR801)

NS154 Equipment

Roadsters shall be shown to a bike of good appearance and stability. Harness shall consist of bridles with square blinkers, snaffle bit and overcheck, breast collar with straight flaps, with traces made round with flat ends. Reins should be of tan leather and made round up to the handpiece. Quarter boots are optional.

NS155 Judging Procedures

1. Roadsters must enter the ring clockwise at a jog-trot, then show at the road gait. On the reverse, to be shown at the jog-trot, road gait and then at speed. All three gaits must be considered.
2. Horses shall be shown on the rail at all times except when passing and should go to the far end on every corner without side-reining; should be light mouthed, capable of being taken up at any time, willing to walk and stand quietly when being judged in the center of the ring.
3. Judged on performance, speed, quality, manners and conformation. Exception: Manners are emphasized in Amateur and Junior Exhibitor classes.

NS156 Gait Requirements

At all speeds, Roadsters should work in form; i.e., chins set and legs working beneath them, going collectedly. Animation, brilliance and competition ring presence should be evident working at the jog-trot and Road Gait. **UNDESIRABLE:** Long, sprawling front action, dragging or trailing hind legs and straddle-gaited action behind, all of which indicate imbalance. Pacey or mixed gait; pacing and racking on turns; or breaking and running on the turns shall be penalized.

NS157 Classes Offered and Specifications

1. SINGLE ROADSTER OPEN. To be shown to a bike at a jog-trot, road gait and then at speed. To be judged on performance, speed, quality and manner.
2. SINGLE ROADSTER TO BE SHOWN BY AN AMATEUR, JUNIOR EXHIBITOR; CHAMPIONSHIPS. To be shown to a bike at a jog-trot, road gait and then at speed. To be judged on manners, performance, speed and quality. In Amateur Championships, the horse must have been qualified by an amateur in one other amateur to bike class.
3. SINGLE ROADSTER CHAMPIONSHIP. To be eligible for any bike championship, horses must have been entered, shown and judged in another bike class in this section. To be shown to a bike at a jog-trot, road gait and then at speed. To be judged on performance, speed, presence, quality, conformation and manners.
4. ROADSTER UNDER SADDLE; CHAMPIONSHIPS. To be shown under English saddle, full martingale, open bridle

with snaffle bit, single or double rein and quarter boots. Rider to wear stable colors, jacket and cap to match. To be shown at a jog-trot, road gait and then at speed. To be judged on performance, speed, quality and manners. Saddle classes do not qualify a horse for bike championships.

SUBCHAPTER NS-10 NATIONAL SHOW HORSE LADIES

ENGLISH SIDE SADDLE SECTION

NS158 General

The National Show Horse Ladies English Side Saddle Horse should be typical of the National Show Horse breed. The side saddle horse should give the distinct impression that it is a comfortable mount to ride.

1. Competitors enter the ring in a counterclockwise direction at the trot.
2. Judges must consider all gaits equally in adjudicating this class.
3. Safety is of the utmost importance in tack and attire. Judges should penalize exhibitors not conforming to good safety practices.

NS159 Appointments

1. Bridle: appropriate bridle.
2. Martingales or tie downs are prohibited.
3. Saddle: Appropriate style side saddle.
4. Attire: Formal or informal, long sleeved blouse and/or jacket, skirt, divided skirt, or apron. Period attire is acceptable and encouraged to be researched as to its authenticity. Hat and boots required. Protective headgear may be worn without penalty. (See GR801)
5. Spur, whip or crop optional, at the exhibitor's discretion.
6. Competitors must be penalized for incomplete appointments but not necessarily disqualified.

NS160 Qualifying Gaits

A good ground-covering walk, a comfortable trot, and easy flowing canter is desirable. Transitions from one gait to another should be smooth and effortless. Riders may sit or post to the trot.

NS161 Class specifications

Open, Maiden, Novice, Limit, Stallions, Mares, Geldings, ATR, JTR, AOTR, AAOTR, JOTR. To be shown both directions of the ring at a walk, trot, and canter. Horses should back readily if requested by the judge and stand quietly. To be judged 85% on manners, performance, suitability, quality and conformation; 15% on appropriate side saddle attire. Manners and suitability of purpose shall be emphasized. (Suitability refers to the horse being suitable as a side saddle mount.)

SUBCHAPTER NS-11 NATIONAL SHOW HORSE HUNTER

PLEASURE SECTION

NS162 General

1. It is imperative that the horse give the distinct appearance of being a pleasure to ride and display a pleasurable and relaxed attitude. The National Show Horse Hunter should carry his head in a relaxed natural manner. Natural head carriage may vary with the horse's conformation. Horses behind the vertical must be penalized. Horses should perform in a balanced manner. As in all National Show Horse classes, the best quality specimens of the breed should prevail.

NS - NATIONAL SHOW HORSE DIVISION

- a. Competitors enter the ring in a counterclockwise direction at the trot.
- b. Light contact with the horses mouth must be maintained at all gaits.
- c. Judges are required to consider the performance at each gait equally in adjudicating this class.
- d. Horses may show with a braided mane and tail.

NS163 Appointments

1. Bridle shall be light, show type; either snaffle, pelham, full bridle or kimberwicke bit acceptable. Browband/cavessons other than hunter and dressage types are not permitted. Saddle Seat style colored brow bands/cavessons and/or figure eight, drop or flash nosebands are not permitted. No martingales or tie-downs are permitted.
2. Breastplate or breast collar is optional.
3. Type of English saddle is optional, but forward seat type is recommended. No cutback saddles allowed. Girth either leather, web, string or suitable material.
4. Informal attire of suitable material for hunting is required. It consists of conservatively colored coat of any tweed or melton (conservative wash jackets in season), breeches (or jodhpurs) and boots. A conservatively colored hunting cap or derby is mandatory. Formal attire is not permitted. Protective headgear may be worn without penalty. (See GR801)
5. Spurs and crop or bat, no longer than 30" including lash, are optional, at the exhibitor's discretion.

NS164 Qualifying Gaits

1. Walk, a four-beat gait: straight, true and flat-footed. Regular and unconstrained with good reach.
2. Trot, a two-beat gait: Straight and regular. The trot should be mannerly, cadenced and balanced. To be performed at medium speed with a free-moving, ground-covering stride, with rider posting.
3. Canter, a three-beat gait: even, smooth, unhurried, correct and straight on both leads.
4. Hand Gallop: The hand gallop is performed with a long, free, ground covering stride. The amount of ground covered may vary between horses due to the difference in natural length of stride. A decided lengthening of stride should be shown while the horse remains controlled, mannerly, correct and straight on both leads.

NS165 Class Specifications

Open, Maiden, Novice, Limit, Stallions, Mares, Geldings, ATR, JTR, AOTR, AAOTr, JOTR, Ladies to ride, Gentlemen to ride, Junior Horse. To be shown at a walk, trot, canter and hand gallop both directions of the ring. To be judged on manners, performance, suitability as a Hunter, quality and conformation.

SUBCHAPTER NS-12 NATIONAL SHOW HORSE WESTERN PLEASURE SECTION

NS166 General

1. The National Show Horse Western Pleasure horse should be typical of the National Show Horse breed. The Western Pleasure horse must have comfortable gaits giving the distinct impression it is a true pleasure to ride. Horses shall perform in a balanced manner.
2. Headset should reflect a balanced horse based on its conformation. Extremes must be penalized.
3. Competitors enter the ring in a counter clockwise direction at the jog-trot.
4. Light contact with the horse's mouth must be maintained at all gaits.
5. Judges must consider all gaits in adjudicating the class.
6. If bridles are to be checked, it is the sole decision of the judge to do so. The judge may designate the steward to check bridles at the out gate. Riders must dismount.
7. Only one hand may be used on reins and hands must not be changed. Hand to be around reins. When end of split reins falls on side of reining hand, one finger between reins is permitted. When using romal or when ends of split

reins are held in hand not used for reining, no finger between reins is allowed. Rider may hold romal or end of split reins to keep them from swinging and adjust the position of the reins provided it is held at least 16" from the reining hand.

8. Horses shall be asked to back at the judge's discretion.

NS167 Appointments

1. For personal appointments and tack refer to WS104, WS105, and WS109.
2. Standard snaffle bits or hackamores are permitted in any western class on a junior horse five years old and under. Horses may be ridden with two hands (both hands must be visible to the judge). A junior horse may not be switched back and forth from a bridle to snaffle or hackamore.

NS168 Qualifying Gaits

1. For performance criteria, see chart.
 - a. Walk, a four-beat gait: True, flat footed and ground covering.
 - b. Jog-trot, a two-beat gait: Free, square, slow and easy.
 - c. Lope, a true three-beat gait: Smooth, slow and straight on both leads.
 - d. Hand Gallop is not merely an extended lope; extreme speed must be penalized. There should be a distinct difference between the lope and the hand gallop.

NS169 Class Specifications

1. Open, Maiden, Novice, Limit, Stallions, Mares, Geldings. To be shown at a walk, jog-trot, lope and hand gallop. Extreme speed must be penalized. To be judged 75% on performance, manners, presence and quality; 25% on conformation and neatness of attire.
2. Junior Horse (five and under). To be shown in a snaffle bit or hackamore at a walk, jog-trot, and lope. To be judged 75% on performance, manners, presence and quality; 25% on conformation and neatness of attire.
3. ATR, JTR, AOTR, AAOTR, JOTR, Ladies to ride, Gentlemen to ride. To be shown at a walk, jog-trot, and lope. To be judged 75% on performance, manners, presence and quality; 25% on conformation and neatness of attire.
4. GRAND CHAMPIONSHIPS—To be eligible, horses must have been entered, shown and judged in any other class in this section.




SUBCHAPTER NS-13 EQUITATION

NS170 Equitation Classes

Equitation classes held in the National Show Horse Division must be conducted in accordance with Chapter EQ, Equitation Division.

NATIONAL SHOW HORSE WESTERN PLEASURE				
PLEASURE	GOOD	MINOR FAULTS	MAJOR FAULTS	ELIMINATION
WALK	ground covering flat footed good attitude	slow disinterested not attentive	nervous jogging not walking	
JOG	easy riding good motion consistent steady	too slow too fast	not performing a two-beat jog failing to jog both front and back hard or rough riding	
LOPE	easy riding good motion consistent steady	too slow too fast	wrong lead pulling not performing three-beat lope hard or rough riding	
BACK	proper flexion readily reponsive back in straight line	hesitant not backing straight	throwing head gaping pulling not backing rearing	
GENERAL	smooth, steady easy riding proper flexion and balance good attitude	under flexion sour ears switching tail inconsistent speed out of balance improper or incomplete appointments	over flexion throwing head bad mouth constant bumping the bit gaping constant breaking of gaits obvious schooling poll too low to throw horse out of balance	two hands on reins (exception: snaffle/ hackmore horses) or fingers between closed reins or more than one finger between split reins kicking illegal equipment lameness cueing horse in front of cinch fall of horse or rider bleeding mouth

HEADSET CRITERIA FOR NATIONAL SHOW HORSES IN WESTERN PLEASURE

ACCEPTABLE	ACCEPTABLE	UNACCEPTABLE
		
Figure One	Figure Two	Figure Three

ILLUSTRATIONS ONE AND TWO DEPICT THE ACCEPTABLE HEADSET FOR A NATIONAL SHOW HORSE COMPETING IN WESTERN PLEASURE. THE VERTICAL LINE ILLUSTRATES THAT ALL GAITS, THE HORSE'S HEAD SHOULD BE PERPENDICULAR TO THE GROUND-THE NOSE NEITHER EXTENDED NOR TUCKED IN. THE HORIZONTAL LINE ILLUSTRATES THE REQUIREMENT THAT THE HEAD SET BE SUCH THAT THE POLL IS NEVER LOWER THAN THE SADDLE HORN.

**CHAPTER PH PARADE HORSE AND SADDLE HORSE OR PONY, WESTERN
EQUIPMENT DIVISION**

SUBCHAPTER PH-1 GENERAL QUALIFICATIONS

PH101 Description

PH102 Gaits

PH103 Appointments

SUBCHAPTER PH-2 JUDGING

PH104 General

PH105 Faults

PH106 Disqualifications

SUBCHAPTER PH-3 PARADE HORSE CLASS SPECIFICATIONS

PH107 Class Routine

SUBCHAPTER PH-4 SADDLE TYPE HORSE AND PONIES, WESTERN EQUIPMENT

PH108 General

PH109 Appointments

PH110 Qualifying Gaits

PH111 Class Specifications

CHAPTER PH PARADE HORSE AND SADDLE HORSE OR PONY, WESTERN EQUIPMENT DIVISION

SUBCHAPTER PH-1 GENERAL QUALIFICATIONS

PH101 Description

1. The Parade Horse must be a beautiful, stylish animal, displaying refinement and personality and presenting eye-appeal of horse and rider. Entries may be of any color or combination of colors, of any breed or combination of breeds, stallions, mares, or geldings. Good manners are essential, both in executing gaits and while lined up in the ring.
2. Horses must be serviceably sound and in good condition. Since beauty is important, blemishes will be considered.
3. Horses must be shown with a full mane, braided if desired and a tail may be set prior to showing. An inconspicuously applied tail switch or top is permitted and a brace may be used. Any kind of tie-down, martingale, draw reins and boots are not permitted.
4. **If entries warrant**, separate classes for ponies 14.2 hands and under may be offered for junior exhibitors and judged under the same rules.

PH102 Gaits

The Parade Horse will be shown at an animated walk and at a parade gait. The animated walk shall be a graceful, four-beat, straight, brisk movement but not a jog-trot and slow enough to differentiate between the animated walk and the parade gait. The parade gait shall be a true, straight, high-prancing movement - square, collected and balanced with hocks well under, the maximum speed being 5 MPH. It is recommended that a 50' stretch be marked off and a horse covering it in less than seven seconds be faulted.

PH103 Appointments

1. Equipment and rider must be suitable to the size of the horse.
2. Entries shall be shown under stock saddle with silver, Mexican or other appropriate equipment.
3. Riders shall wear attire which is both colorful and typical of the Old West, of American, Mexican or Spanish origin, consisting of fancy cowboy suit, hat and boots. Spurs, guns, serapes, etc., are optional.

SUBCHAPTER PH-2 JUDGING

PH104 General

Classes will be judged on performance, manners and conformation 75%; appointments of horse and rider 25%. Horses shall enter the ring at a parade gait and shall be shown at both gaits, then reversed at a walk and again be shown at both gaits with martial music wherever possible. It is recommended that entries be asked to halt from both gaits and to walk and Parade alternately to illustrate that they are under complete control.

PH105 Faults

The following shall be considered as faults and shall be penalized: excessive speed, bad manners, switching tail, exaggerated opening of mouth, hard mouth, lugging on bridle and fighting bit, halting or hesitating, zig-zagging or sideways movement, carrying sour ears.

PH106 Disqualifications

The following shall be considered as faults and result in disqualifying entries: Executing other than specified gaits (i.e., slow gait, dressage steps, canter, pace, running walk, etc.); use of tie-downs, martingales, draw reins, boots and other appliances; any artificial change of color or markings other than mane or tail.

SUBCHAPTER PH-3 PARADE HORSE CLASS SPECIFICATIONS**PH107 Class Routine**

All Parade classes are to be shown under stock saddle with silver, Mexican or other appropriate equipment. To be shown at an animated walk and the parade gait, speed not to exceed 5 miles per hour. Horse to halt and stand quietly from both the walk and parade gait.

1. PARADE HORSE, OPEN. To be judged on performance, manners and conformation 75%; appointments 25%.
2. PARADE HORSE, AMATEUR. To be ridden by an Amateur. To be judged on manners, performance and conformation 75%; appointments 25%.
3. PARADE HORSE, PALOMINO, SOLID COLOR OTHER THAN PALOMINO. To be judged on performance, manners and conformation 75%; appointments 25%.
4. PARADE HORSE, PINTO. To be judged on performance, manners and conformation 50%; appointments 25% and markings 25%.
5. PARADE HORSE CHAMPIONSHIP. To be eligible horses must be entered, shown and judged in any other class in this division. Nominations are in (); horses need not be named until () hours before scheduled time of class, at which time the names and descriptions of entries must be made in writing by owner or his agent. To be judged on performance, manners and conformation 75%; appointments 25%.
6. PARADE PONY. 14.2 hands and under. To be ridden by junior exhibitor. To be judged on manners, performance and conformation 75%; appointments 25%.
7. GOLDEN AMERICAN SADDLEBRED PARADE HORSE. To be eligible, horse must be registered with the American Saddlebred Registry (see [American Saddlebred](#) Rule, SB101) and have golden body color with white mane and tail, white markings on the head and tail are acceptable. To be judged on performance, manners and conformation 75%; appointments 25%.

SUBCHAPTER PH-4 SADDLE TYPE HORSE AND PONIES, WESTERN EQUIPMENT**PH108 General**

Open to stallions, mares and geldings. Entries shall be animated, well mannered and collected. Colorful appearance of both horse and rider is essential. May be of any color or breed. Entries shall be shown with full mane; braided if desired and a tail may be set prior to showing. An inconspicuously applied tail switch or top is permitted and a brace may be used. Any kind of tie-down, martingale, draw reins and boots are not permitted. Stripping of horses is optional. Horses are to be shown both ways of the ring at all gaits. All Ponies must be ridden by Junior Exhibitors. A judge licensed in the Saddle Horse Division may officiate.

PH109 Appointments

Stock saddle, plain or silver, Mexican or other appropriate equipment. Curb chains are optional. Rider's attire shall be Western clothing and boots or colorful Parade clothing. (See GR801)

PH110 Qualifying Gaits

1. Animated Walk.
2. Trot: square, high going, collected and balanced with hocks well under. Emphasis on action.
3. Canter: smooth, easy, collected and straight on both leads.

PH111 Class Specifications

In all classes competitors will be asked to show at a walk, trot and canter both ways of the ring.

1. SADDLE TYPE HORSE, WESTERN EQUIPMENT, OPEN, SOLID COLOR, PINTO. To be judged 60% on performance and manners; 40% on conformation and soundness.
2. SADDLE TYPE HORSE WESTERN EQUIPMENT, LADIES, JUNIOR EXHIBITOR. To be judged 60% on performance, manners and suitability for a Lady or Junior; 40% on conformation and soundness.
3. SADDLE TYPE HORSE, WESTERN EQUIPMENT CHAMPIONSHIP. To be eligible, horses must be entered, shown and judged in any other class in this section. To be judged 60% on performance and manners; 40% on conformation and soundness.
4. SADDLE TYPE PONY WESTERN EQUIPMENT, OPEN, 12.2 HANDS AND UNDER, OVER 12.2 HANDS AND NOT EXCEEDING 14.2 HANDS. To be judged 60% on performance and manners; 40% on conformation and soundness.
5. SADDLE TYPE PONY WESTERN EQUIPMENT CHAMPIONSHIP, 12.2 HANDS AND UNDER, OVER 12.2 AND NOT EXCEEDING 14.2 HANDS. To be eligible ponies must be entered, shown and judged in any other class in this section. To be judged 60% on performance and manners and 40% on conformation and soundness.

CHAPTER PF PASO FINO HORSE DIVISION

SUBCHAPTER PF-1 GENERAL QUALIFICATIONS

PF101 Eligibility

PF102 General Rules

PF103 Shoeing Regulations

PF104 Type and Conformation

PF105 Gaits

SUBCHAPTER PF-2 PASO FINO YOUTH SECTION

PF106 General

PF107 Class Separations

PF108 Walk-Corto Leadline

PF109 Paso Equitation

PF110 Tests

PF111 Procedures

PF112 Appointments

PF113 Classic Fino Youth

PF114 Paso Performance Youth

PF115 Paso Pleasure Youth

PF116 Youth Horsemanship

PF117 Procedures

PF118 Tests

PF119 Gold and Silver Medal Equitation

SUBCHAPTER PF-3 BELLAS FORMAS (CONFORMATION) CLASSES

PF120 Class Specifications & Qualifying Gait

PF121 Procedures

PF122 Appointments

PF123 Classes within this Division

SUBCHAPTER PF-4 PERFORMANCE CLASSES (UNDER SADDLE)

PF124 Showing

PF125 Schooling Classes

PF126 Junior Riders, Youth and Amateur Owner Classes

PF127 Tack

PF128 Attire and Appointments

SUBCHAPTER PF-5 CLASSIC FINO DIVISION

PF129 Class Specifications

PF130 Procedures

PF131 Appointments

PF132 Classes within this Division

SUBCHAPTER PF-6 PASO PERFORMANCE DIVISION

PF133 Class Specifications

PF134 Procedures

PF135 Appointments

PF136 Classes within this Division

SUBCHAPTER PF-7 PASO PLEASURE DIVISION

PF137 Class Specifications

PF138 Procedures

PF139 Appointments

PF140 Classes within this Division

SUBCHAPTER PF-8 PASO FINO COUNTRY PLEASURE (RESTRICTED TO AMATEUR OWNERS)

PF141 Qualifying Gaits & Class Specifications

PF142 Procedures

PF143 Appointments

PF144 Classes within this Division

SUBCHAPTER PF-9 SPECIALITY CLASSES

PF145 Paso Versatility Class

PF146 Paso Western Pleasure

PF147 Paso Trail

PF148 Paso Costume

PF149 Paso Pleasure Driving Class

SUBCHAPTER PF-10 AMATEUR ADULT EQUITATION

PF150 Paso Equitation

PF151 Amateur Adult Horsemanship

SUBCHAPTER PF-11 CHAMPIONSHIP CLASSES

PF152 Championship Classes

SUBCHAPTER PF-12 SHOW CONDUCT

PF153 Concurrent Classes

PF154 Competitions

PF155 Grand National Championship Show

CHAPTER PF PASO FINO HORSE DIVISION

SUBCHAPTER PF-1 GENERAL QUALIFICATIONS

PF101 Eligibility

1. To be eligible for entry and exhibition in a competition, a horse must be registered with the Paso Fino Horse Association and must be entered and exhibited under its full registered name and registration number. All participants (owners, agents, lessees, trainers, riders, exhibitors, and handlers) must be current members of, and in good standing with, the PFHA. These rules are a condensed version of the Paso Fino Horse Association rules. Please refer to the latest edition of the PFHA rules for details.
 - a. The following credentials must be made available to Competition Management and steward and copies of said credentials must accompany the entry form however items 1 and 3 may be electronically verified when possible by the competition secretary:
 1. Each participant's PFHA and USEF membership card.
 2. The participant's PFHA and USEF amateur card, if applicable.
 3. A copy of each horse's entry's registration papers (back side only if it contains the owner's name)
 4. All other papers and health documents required by law or by competition management.
 5. Copies of applicable lease agreements
 6. Affidavits of sales contracts.
 - b. If the participant has submitted his entries via the PFHA online entry system then the following credentials must be made available to Competition Management and the steward, and copies of said credentials must be presented at time of check in:
 1. All other papers and health documents required by law or by competition management
 2. Copies of applicable lease agreements
 3. Affidavits of sales contracts
 4. USEF membership card (may be electronically verified when possible by the competition secretary).
2. **Definition of an Amateur Owner.** Each exhibitor in an Amateur Owner Class must be an amateur, certified as an Amateur by the Federation and be the owner of the horse being ridden or a member of the owner's family (GR106 and GR123). In the case of a corporate owner, the stockholders of the corporation shall be considered the owners for purposes of this definition. A horse that is the subject of a lease to an amateur is not considered owned by that amateur for purposes of this definition. The purchaser of a horse under an installment method of payment shall be considered the owner of the horse for purposes of this definition, if the purchaser, either before or at the time of the competition in question, files an affidavit on a form provided by the Paso Fino Horse Association for this purpose that describes certain relevant information about the purchase. *BOD 4/25/16 Effective 9/1/16*
3. No artificial appliances are allowed. Normal grooming preparations including the use of black or clear polish on hooves are allowed, but make-up, (other than on hooves), and glitter are prohibited. All horses must be in good condition. The color of a horse or the color of the horse's eyes will not be a consideration in judging a horse.
4. Soreing of a horse is prohibited. Any physical evidence, including but not limited to scars or blisters, of training with heavy shoes or artificial devices or soreing shall cause the horse to be disqualified.
5. Inspection. At the line-up in all classes, Judges will carefully inspect the horses for artificial devices, training scars, raw or bleeding sores, soundness, marked lameness, and welts from whips or spurs in accordance with these rules. At all PFHA approved shows, the Judge may, at his or her discretion, inspect any horse for evidence of soreing. Any evidence of soreing shall disqualify the horse for the class and remainder of the show.
6. Prohibited: Any injection of any foreign substance or drug or any surgical procedure that could affect the horse's performance or alter its natural conformation or appearance, except for those surgical procedures performed by a

PF - PASO FINO DIVISION

duly licensed veterinarian for the sole purpose of protecting the health of the horse. Upon discovery that prohibited surgery or injection of a foreign substance or drug has occurred, show management shall immediately disqualify the horse and report the matter to the PFHA **for further investigation**.

a. This rule shall not apply to castration or to the cosmetic alteration of the horse's tail. However, the horse's tail may not be altered by the insertion of a foreign object, foreign substance or drug. Under no circumstances may a horse with a "dead tail" be shown at a PFHA sanctioned show.

7. Examination of Horse Required. Every owner and exhibitor shall, upon request of show management, permit examination of a horse for determination of the presence of prohibited surgery or foreign drug or substance. Refusal to comply with such request shall: (1) constitute grounds for disqualification of the horse from further participation at the show or from further approved events pending hearing of the PFHA Hearing Committee; (2) bar the horse from participation in future approved events or shows for such period as determined by the PFHA Hearing Committee; and (3) constitute grounds for suspension of PFHA membership of the owner and trainer.

8. To be eligible to show in a Performance Championship class a horse must have been properly entered, shown and judged in one qualifying class in the same division or section. **BOD 1/16/16 Effective 9/1/16**.

PF102 General Rules

1. Horse's Age. For separation into classes by age in years at horse shows, a horse's age is determined by the age it would be if its next birthday were the first day of January of the show year in question. Therefore any horse will be considered to be one year older on the first day of January following the actual date of foaling and the same for each subsequent year. For example, a horse born in 1996 would be a yearling during the September 1996–August 1997 show year, a two year old during the September 1997–August 1998 show year, etc. However, when a horse's age requirement is stated in months, as for saddle or driving classes, a horse is considered to be twenty-four (24) or thirty (30) to sixty (60) months old as counted from its actual foaling date.

2. Ring Conduct. The ring conduct of any exhibitor shall not be such as to affect adversely the exhibition of any other exhibitor's horse in the ring. Horses should be spirited, display refinement and beauty, but must be obedient. In all mounted classes, the riders shall space their mounts in such a manner so as to avoid bunching up and shall maintain such relative positions during such class demonstrations.

3. In the Paso Fino division the following will apply:

a. Excused:

1. Completes the class and remains in the ring at the lineup. Horse is qualified for the championship.
2. Junior youth exhibitor may be excused from a class if exhibitor's horse does not meet the requirements of the class.
3. Any horse that becomes unruly, ill-mannered, or unsafe during a work off shall be excused from the ring.

b. Disqualified:

1. Horse will be disqualified from the class and will be ineligible for the championship under the following circumstances:
 - a. Not meeting requirements of the class. (In Bellas Forma)
 - b. While the class is working, horse is required to leave the ring by the exhibitor or by the judge. Horse is not qualified for championship.
 - c. Unruly
 - d. Illegal tack
 - e. Refusal to back (Pleasure, Western Pleasure)
 - f. Shoe weight
 - g. Fall of horse and/or rider due to bad manners of the horse.
 - h. Unsoundness

2. Horse will be disqualified from the entire competition under the following the circumstances:

- a. Horse exits the arena without permission
- b. Abuse/cruelty
- c. Ineligible exhibitor due to relationship with judge
- d. Ineligible horse due to relationship with judge
- e. Undue stress on horse
- f. Soreing

4. Enforce General Rules: Report Violations & Facilitate Correcton. The judge shall have the responsibility to enforce the class and competition rules, and also rules relating to the soundness of horses at any competition at which they are judging. The rules are to be enforced by any of the following means:

- a. Requiring the violation to be corrected.
- b. Excusing the horse and exhibitor from the class.
- c. Prohibiting the horse and exhibitor from participating in the class.
- d. Other appropriate action.

It is the purpose and intent of this rule to permit and further competition. Therefore, correction of violations should be permitted where practical and where correction may be done without undue delay of the competition and without being unfair to other competitors. The Judge shall report to the Steward any violations noted under this rule.

5. Calling Class Placement. After a class has been pinned and Judge's Card turned in, any non-placing horses shall be excused from the ring. Non-winners of ribbons in any class should remain in the ring until excused. The placement of the class shall be called starting with honorable mention seventh (7th) and proceeding sixth (6th) through first (1st). The first (1st) place horse shall have the option of making a victory ride once around the ring. The first (1st) and second (2nd) places shall have the option of going down the sounding board.

6. In a class with a single entry a judge may have the horse perform all required gaits one way of the ring and pin it or excuse it in accordance with the rules. Exception: In a youth class, the class shall be worked as if there were several horses.

7. Delay and/or Commencement of Classes.

- a. Commencement see GR109. Delay see GR831.
- b. When horses are competing collectively, if horses do not enter in the in-gate ready to participate, after the in gate is open, within two minutes, a warning is issued and horses are given two minutes before the gate is closed and judging commences or class is cancelled.

8. Jumps. In all classes calling for jumps, the jumps must include two (2) vertical poles, appropriate jump cups, a horizontal bar for the jump, and a bar for a ground line. All material should be white or some other color that is in contrast to the ring. Jump rails must sit firmly in jump cups and cannot be on the cup edges. Ground lines must be on the approach side of the jump and no farther than two (2) feet away from the horizontal jump crossbar. The jump height may not exceed two (2) feet. Hay bales cannot be used as jumps. All jumps in warm-up areas must conform to the above guidelines as well.

9. Withdrawing from Competition. No exhibitor may withdraw a horse from a sanctioned competition after it has commenced, or remove the horse from the competition grounds, without the permission of the competition secretary. An exhibitor who has entered the ring may request permission of the judge to exit the ring before judging is completed. If an exhibitor voluntarily removes a horse from the ring without the permission of the judge, except in deference to safety, the Show Committee will disqualify the exhibitor and all his or her entries from all future classes at that competition and all prizes and entry fees for the entire competition shall be forfeited.

10. Same Rider on Two Horses/Two Different Riders on Same Horse Prohibited. In saddle classes, a rider may only ride one (1) horse in a class. Even in classes with individual work, for example, the Paso Trail class, one (1) rider cannot show two (2) different horses. In addition, in any saddle class, riders cannot be changed in the middle of the class.

11. An exhibitor may not use any type of electronic, mechanical or similar communication or mechanical device in the show ring while being judged, except for an exhibitor who is hearing impaired and who normally uses a sound enhancing device to achieve normal hearing.
12. Showing a horse with raw or bleeding sores or raw or bleeding abrasions around the muzzle, nose, chin groove, or jaw is considered an act of abuse. Horses showing signs of undue stress or inhumane treatment must be disqualified from the competition.
13. Soundness. All horses must be serviceably sound for competition purposes. A horse must not show evidence of lameness, or broken wind. Animals with complete loss of sight in either eye may be found serviceably sound at the Judge's discretion.
14. Extremes of temperature or climate conditions, may modify the requirements for attire as specified in various sections of these rules. Competition management will determine the modification and need thereof.

PF103 Shoeing Regulations

If a horse is shown unshod, hooves will be neatly trimmed to a short natural length, not to exceed four (4) inches. If a horse is shown shod, the length of the hooves is not to exceed four and one half (4 1/2) inches, including shoes. All four (4) feet must be shod with the same type of shoe of the same material, weight, and thickness although front and back hooves may be shod in different sizes. Each shoe cannot exceed ten (10) ounces. Weighted shoes, trailers, heel caulks, and any style of pads are prohibited. Toe and/or side clips drawn from the shoe are allowed as long as the clips are an integral part of the plate shoe. *BOD 4/25/16 Effective 9/1/16*

PF104 Type and Conformation

The Paso Fino horse reflects its Spanish heritage through its proud carriage, grace and elegance. Modern care and selective breeding have enhanced its beauty, refinement and well-proportioned conformation that conveys strength and power without extreme muscling.

1. Head: The head should be refined and in good proportion to the body of the horse, neither extremely small nor large with the preferred profile being straight. Eyes are large and well-spaced, very expressive and alert, and should not show excessive white around the edges. Ears are comparatively short, set close and curved inward at the tips. The lips should be firm and the nostrils large and dilatable. Jaws are defined but not extreme. The impression should be of a well-shaped, alert, and intelligent face.
2. Neck: The neck is gracefully arched, medium in length and set on at an angle to allow high carriage, breaking at the poll. The throat latch should be refined and well-defined.
3. Forehand: Shoulders are sloping into the withers with great depth through the heart. Chest is moderate in width. Withers are defined but not pronounced and slope smoothly into the back.
4. Midsection: The midsection is moderate in length with a well-sprung rib cage. The top line should be proportionately shorter than the underline. The back should be strong and muscled. The midsection should join the forehand and the hindquarters so as to give the horse a pleasing, proportioned appearance.
5. Hindquarters: The croup is slightly sloping with rounded hips, broad loins, and strong hocks. The tail is carried gracefully when the horse is in motion.
6. Legs: The legs are straight with refined bones and strong, well defined tendons and broad, long forearms with shorter cannons. The thigh and gaskin are strong and muscled but not exaggerated. Standing slightly under in the rear is acceptable. Pasterns are sloping and medium in length. Bones are straight, sound, and flat, and joints are strong and well defined. Hooves are well rounded, proportionate in size and do not show excessive heel.
7. Mane, Tail and Forelock: Mane, tail, and forelock are as long, full, and luxurious as nature can provide. No artificial additions or alterations are allowed. A bridle path not exceeding 4" is acceptable. *Horses under one (1) year of age will not be penalized for having clipped manes or tails. BOD 1/16/16 Effective 9/1/16.*

8. Size: Paso Fino horses are 13 to 15.2 hands with 13.3 to 14.2 being the most typical size with weight ranging from 700 to 1100 pounds. Full size may not be attained until the fifth year.
9. Color: Every equine color can be found, with or without white markings.
10. Disposition: The Paso Fino is an extremely willing horse that truly seems to enjoy human companionship and strives to please. It is spirited and responsive under tack while sensible and gentle at hand.

PF105 Gaits

1. The Paso Fino is born with a gait unique to the breed, and its attitude seems to transmit to the observer that this horse knows its gait is a very special gift that must be executed with style and pride! The gait, being totally natural, does not exhibit the catapulting or exaggerated leg action of man-made gaits; rather the movements are smooth, rhythmic, purposeful, straight, balanced in flexion and synchronous front to rear, resulting in unequaled comfort and smoothness for the rider. The Paso Fino is a graceful, agile and supple equine athlete that uses all four legs with precision and harmony. With its definite but controlled spirit, natural gait and presence, and responsive attitude, the Paso Fino is, indeed, a rare and desirable equine partner.
2. The gait of the Paso Fino horse is an evenly-spaced four-beat lateral gait with each foot contacting the ground independently in a regular sequence at precise intervals creating a rapid, unbroken rhythm. Executed perfectly, the four hoof beats are absolutely even in both cadence and impact. Footfall is in the same sequence as a natural equine walk, i.e., left rear, left fore, right rear, right fore. Propulsion is primarily from the hind limbs and the horse's motion is absorbed in its back and loins, resulting in unequaled smoothness and comfort for the rider.
3. In all classes, special attention shall be afforded to the rhythmic consistency and smoothness of the Paso gait. While style of execution may vary with horses, any style of execution that reduces smoothness and consistency shall be penalized. In addition, a horse shall be excused for failure to perform any gait prescribed in a class. Any tendency to mix gaits, the loss of even cadence or lack of smoothness, as evidenced by an up and down or side to side movement of the horse's croup or of the rider, shall be penalized. Horses who fight the bit, flatten their ears or swish their tails shall be penalized.
4. In all qualifying gaits, light contact on the reins is required. Horses requiring undue restraint or "holding" in gait or collection shall be penalized. While the degree of collection required varies from class to class, in no gait should the horse go "strung-out" behind, squat down in the rear, jut out his nose, lug, or work behind the headgear. Exaggerated leg action (excessive fold, over-reaching, unnaturally high front leg action, etc.) is not desirable. The ideal Paso Fino should track straight; however, some slight winging or paddling is acceptable and should be penalized only if it is severe or a result of conformation faults. In all classes and all gaits, the Paso Fino should give the appearance of naturalness and ease combined with a degree of the pride and elegance that is characteristic of the Paso Fino breed.
5. The Paso Fino gait is performed at three forward speeds (Classic Fino, Paso Corto, Paso Largo) and with varying degrees of collection. In all speeds of the gait, the rider should appear virtually motionless in the saddle, and there should be no perceptible up and down motion of the horse's croup.
6. Qualifying Gaits
 - a. Walk—Smooth, steady, evenly-spaced four-beat gait.
 1. Collected Walk - Evenly-spaced four-beat gait, cadenced, straight, brisk, animated and rhythmic. This gait is executed with collection, style and brilliance. This gait is called for in Paso Performance and Paso Versatility classes.
 2. Flat Walk - True, evenly-spaced four-beat, flat-footed, smooth gait executed with mild collection. The horse's head carriage is natural and relaxed. This gait is called for in Paso Pleasure, Paso Trail, and Paso Western Pleasure classes.
 - b. Classic Fino— Smooth, steady, evenly-spaced four-beat gait. Extension is absolutely minimum, forward speed is very slow and footfall is extremely rapid. It should be animated, exciting and executed with brilliance and style.

PF - PASO FINO DIVISION

Horse must be fully collected and balanced, putting its complete dynamic energy into its carriage and quickness of its footfall. Flexion and extension should be harmonious in all four legs, and the horse must present a picture of symmetry and fluidness of motion. The horse must perform naturally and willingly and any indication that the horse is being excessively restrained or held in gait shall be penalized.

- c. Paso Corto— Evenly spaced four-beat gait executed with moderate forward speed and extension. Horse should be smooth, balanced and exhibit symmetry in flexion and stride. Forward speed is ground-covering but unhurried. Movements should be fluid, willing, relaxed, balanced and free-moving. The horse's head carriage is natural and relaxed.
 1. Collected Paso Corto - an evenly-spaced four-beat lateral gait with moderate forward speed and extension. This gait is smooth, supple, cadenced, animated and brilliant, with the horse well- collected, fully balanced, and exhibiting symmetry in flexion and extension. The horse should demonstrate pride, style, elegance and enthusiasm, along with good manners and ready response.
 2. In the Paso Performance and Paso Versatility classes the horse is well-collected, animated, proud and brilliant.
 3. In the Paso Pleasure, Paso Trail and Paso Western Pleasure classes collection and carriage are natural and relaxed with slightly more collection required in the Paso Pleasure class.
- d. Paso Largo— Forward speed is rapid and the gait is executed with longer extension and faster cadence than the Paso Corto. Extension and flexion must be harmonious with no tendency to become light on the front or strung out behind. A definite change of speed from the Paso Corto must be observed. A significant difference will be rewarded. The even four-beat cadence must be retained. Forward speed varies with the individual horse, since each horse should attain its top speed in harmony with its own natural stride and cadence.
 1. Collected Paso Largo, which is an evenly-spaced four-beat lateral gait. This gait is smooth, balanced, collected, bold and animated, with rapid forward motion. Extension and flexion must be harmonious with no tendency to become "light" on the front or "strung out" behind. The horse should appear eager and willing to move out, and a definite change of speed from the Paso Corto to the Paso Largo must be observed, yet a willingness to reduce speed on command must be demonstrated. All transitions between gaits should be performed evenly and smoothly. An even, four-beat cadence must be maintained, together with style, presence, boldness, and brilliance. Loss of form, cadence, or smoothness due to excessive speed shall be penalized. In this class, the horse should combine style and spirit along with obedience and good manners. The horse should move out willingly, and stand quietly when requested.
 2. In Paso Performance and Paso Versatility, the gait is collected, bold and animated.
 3. In the Paso Pleasure class, collection is mild and carriage is natural and relaxed.
- e. Lope—True, three-beat gait, slow, cadenced, smooth, straight on both leads, with no tendency to mix gaits. Horse should be balanced going with mild collection.
- f. Canter—True, three-beat gait, cadenced, straight on both leads, smooth and unhurried with no tendency to mix gaits. The canter should be executed with collection; the head well-elevated and set. *BOD 1/16/16 Effective 9/1/16*

SUBCHAPTER PF-2 PASO FINO YOUTH SECTION

PF106 General

1. An exhibitor's age for Youth classes shall be determined by the exhibitor's age on September 1 of the current competition year, and this age shall remain the same throughout the competition year.
 - a. If a competition is in progress on September 1, an individual's age at the start of the competition will be maintained throughout the competition.

2. Junior. Junior riders shall be 13-17 years of age.
3. Sub-Junior. Sub-Junior riders shall be 7-12 years of age.
4. Walk-Corto Leadline. Walk-Corto Leadline riders shall be 3-9 years of age.
5. Safety Headgear. All exhibitors 12 years of age and under as determined by the current competition year, including walk-corto leadline riders, are required to wear Safety Headgear at all times while on horseback or driving or while in the driving cart. (GR801)
6. Handling Stallions. A child under thirteen years of age as determined by the current competition year shall not at any time ride, handle or exhibit a colt or stallion on the show grounds during an Association sanctioned show. This rule applies to all classes, point or non-point, specifically including leadline classes. The adult responsible for such a child who violates this rule will be subject to dismissal from the show grounds and forfeiture of any remaining fees.
7. Ineligible for Championship. Riders in the youth classes are not eligible for the championship classes because of riding in the Youth division classes.
8. Youth Championship Classes. Championship classes may be offered for youth riders in any division in which two or more qualifying classes are offered at a given competition. **Youth Championship classes may be divided into Junior Youth (13-17 years of age) and Sub-Junior Youth (7-12 years of age) or held as Youth (7-17 years of age).** To be eligible for entry into a championship class, a horse/rider combination must have been properly entered, shown, and judged in one of the qualifying classes. To be considered shown and judged, a horse must perform all required gaits both ways of the ring in the original class and must remain in the ring until either placed or excused by the judge(s). *BOD 4/25/16 Effective 9/1/16*
9. A Junior Youth rider may be excused from a class if the rider's horse does not meet the requirements of the class.
10. Suitability. In all youth classes, special attention should be paid to the suitability of the horse for its rider. Horses should not appear unmanageable or too excitable for their riders, nor should they be unwilling to work for their riders. Good disposition is paramount for a youth horse.

PF107 Class Separations

1. Any youth class, with the exception of Gold or Silver Medal Advanced Equitation, may be offered as open to all youth or may be divided into age groups as follows:
 - a. Divided into Junior Youth (13-17) and into Sub-junior Youth (7-12)
 - b. Divided into Junior Youth Level I (13-15), Junior Youth Level II (16-17), Sub-junior Youth Level I (7-9) and Sub-junior Youth Level II (10-12)
2. Gold and Silver Medal Advanced Equitation: The Gold and Silver Medal Equitation may be offered as follows:
 - a. Open to all Youth riders who have not reached their 18th birthday. A Youth rider who places first or second in an Association Silver Medal Class (held at Regional Group show) is qualified to participate in the Gold Medal Finals at the Grand National Championship Show.
 - b. Once a Youth rider has placed first in a Silver Medal Class, that youth rider is not eligible to exhibit in another Silver Medal Class for the remainder of the current competition year. The Youth rider may, but is not required to, ride the same horse at Gold Medal Final Class that the rider rode when he or she qualified to participate in the Gold Medal Final Class.
 - c. To hold a Silver Medal class at a Regional Group show, the show management must request class when asking for approval for show.
 - d. The name of the winner of the Gold Finals at the Grand National Show is engraved upon a Perpetual Trophy which remains in the possession of the Association. The winner will receive a Gold Medallion at the Grand

- e. The winner of a Gold Medal class is no longer eligible to compete in Medal classes after having won twice.

PF108 Walk-Corto Leadline

This class is open to children three (3) to **nine (9)** years of age and to physically or mentally disabled adults or children who are unable to show in other classes. **Exhibitors in the Walk-Corto Leadline class shall not cross enter into other classes with exception of the Costume class.** Tack and attire will be the same as that for the Paso Pleasure class except riders are required to wear Safety Headgear. See GR801 for the definition of Safety Headgear. No belt or other type implement shall be used to hold a child in the saddle. The horses must enter the ring with the child mounted and an adult holding a leadline attached to a leather or nylon halter worn over the bridle or holding the pisador attached to the bridle. The leadline is for control only if necessary and should remain slack during the class if possible. The child should control the horse. This class is to be judged the same as the Equitation class except that no dismount/mount or tests will be asked for and the horses will be requested only to perform at a Paso Corto gait and at a walk. All exhibitors shall receive participant ribbons for this class and there shall be no points awarded for riders or horses. In addition, there shall be no point requirement to enter this class in the National Show. **BOD 4/25/16 Effective 9/1/16**

PF109 Paso Equitation

1. The class is to be judged 100% on equitation. Results as shown by the performance of the horse are not to be considered more important than the method used in obtaining them.
2. Basic Position. The rider shall convey the impression of effective and complete control at all times, showing both the horses and the rider to the rider's best advantage. A complete picture of the whole is of major importance.
3. Arm and Hand Position. The arm should hang naturally with the elbows not extending outward beyond a perpendicular line even with the rider's shoulders. The reins shall be held in one of the following manners:
 - a. The reins should be held one (1) rein in each hand entering at the bottom below the little finger and extending upward with the bight (excess) of the rein hanging on the off (right) side of the horse.
 - b. The rein must pass directly from the bit, between the little and third fingers, the thumb being placed on top. It is important that the third finger holds the edges of the rein in the joints nearest the palm and that the fingers are closed securely but without tension. Bight (excess) of the rein should be on the off (right) side.

The rider's hands should be held in an easy position, neither perpendicular nor horizontal to the saddle and should show sympathy, adaptability and control. The height the rider's hands are held above the horse's withers is determined by the head carriage of the individual horse. However, extremely high or low hand positions are improper. The rider's hands should not pass over or behind the pommel of saddle. The rider shall make every effort to achieve as straight a line as possible from the elbow through the forearm, hand and rein to the bit. Hands and wrists should be flexible and not held extremely separated.

4. Head Position. The rider's head should be held erect with the chin up. The rider's eyes should look straight forward.
5. Back Position. The rider's back should be straight, but not stiff. The rider's shoulders should be square.
6. Feet and Leg Position. The rider's leg should hang naturally with a slight bend at the knee. The rider's lower leg should be under the rider's body and not flared outward. Flaring of lower leg shall be penalized. The rider's feet should be parallel with the horse's body with the heels slightly lowered (approximately 1 inch). The ball of the rider's foot should rest directly over the stirrup iron with even pressure on the entire iron with heel, hip and point of shoulder in line. The rider's foot position should be natural (neither extremely in nor out).
7. Position in Motion. The rider's position in motion should be natural, coordinated and graceful. The rider should remain almost motionless at all gaits. From the side a straight line should be able to be drawn perpendicular to the ground through the rider's head, shoulder, hip and ankle. The rider's toe should never be more forward than his

knee, thereby keeping his center of balance directly above his feet and ankles. The rider's upper arms should fall naturally from the shoulders toward the hip bones and should be flexible, never clutched to the body, extended forward, or spread away from the body. The rider should appear to have a natural flow downward into the saddle and show no side to side movement of upper body. At all gaits the rider should remain in the center of the saddle and not slip back on the cantle. *BOD 1/16/16 Effective 9/1/16.*

PF110 Tests

The rider may be required to perform the following tests:

1. Ride without stirrups at a Paso Corto, maintaining the proper position. The stirrups may be crossed over the pommel of the saddle if so desired.
2. Back his or her horse smoothly and under control. The horse's mouth should remain closed and horse should not throw his or her head.
3. Dismount and mount. To dismount, the rider may either step down or slide down. The size of the rider must be taken into consideration. To remount, the rider shall check the curb chain and girth and adjust them if necessary. The rider shall gather the reins in his or her left hand with gentle pressure. The rider shall stand diagonally facing the front of the horse. The rider shall place his or her left hand in front of the horse's withers without holding the mane, turn the stirrup toward the rider with his or her right hand and place his or her left foot in the stirrup. The rider shall place his or her right hand either on the far side of the saddle at the waist or on the front arch (pommel), and spring lightly up, straightening both knees. The rider shall ease into the saddle and place his or her right foot in stirrup without looking down.
4. Perform a figure eight at Paso Corto (see diagram for pattern). The rider shall always turn and face the Judge unless otherwise instructed. The Judge may tell exhibitors whether he or she prefers large or small diameter circles.
5. Move his or her horse from Paso Largo to walk on a quiet rein.
6. Answer questions on parts of the horse and tack. See line drawings. Judge must refer to these drawings in asking questions.

PF111 Procedures

1. The exhibitors will enter the ring to the right at a Paso Corto and circle the arena in a counterclockwise manner until asked to reverse or change gait. Entries will space themselves, maintain the same relative position and avoid bunching up. Entries will be penalized for bunching up or for not working on the rail.

The sequence of the gait will be Paso Corto, Paso Largo, walk, reverse, and repeat. The reverse will be executed toward the center of the ring. A halt will be called at least once during the Paso Corto. Entries will execute the above class requirements and, in addition, Judges are encouraged to call for at least two (2) of the tests provided above, of the top contestants. Each of the tests is to be performed individually.

- a. Judges must select only from test numbers 2, 5 and/or 6 for Sub-Junior riders. Junior riders may be asked to perform any of the tests.
- b. For the safety of the other entries, Judges are required to excuse any rider who is unable to control his or her mount.

PF112 Appointments

The tack shall be English type. Schooling tack is not acceptable. The attire shall be the official Paso Fino show costume.

PF113 Classic Fino Youth

Qualifying gaits, procedures and appointments, except for Safety Headgear (GR801), if applicable, are the same as

PF - PASO FINO DIVISION
described under the Classic Fino Division.

PF114 Paso Performance Youth

Qualifying gaits, procedures and appointments, except for Safety Headgear (GR801), if applicable, are the same as described under the Paso Performance Division.

PF115 Paso Pleasure Youth

Qualifying gaits, procedures and appointments, except for Safety Headgear (GR801), if applicable, are the same as described under the Paso Pleasure Division.

PF116 Youth Horsemanship

Regional Group shows may offer this class at their discretion. This class shall be judged: 50% on horsemanship of rider, 10% on the suitability of the horse to the rider, and 40% on the performance of the horse.

PF117 Procedures

Exhibitors will enter the ring to the right at a Paso Corto and circle the arena in a counterclockwise manner until asked to reverse or change gait. The entries will space themselves, maintain the same relative position and avoid bunching up. Entries will be penalized for bunching up or for not working on the rail. The sequence of the gait will be Paso Corto, Paso Largo, walk, reverse, and repeat. The reverse will be executed toward the center of the ring. A halt will be called at least once during the Paso Corto. Entries will execute the above class requirements. Horses that do not perform the paso gait will be eliminated after lining up. Judges will line up exhibitors and require exhibitors to perform the chosen tests individually.

Gaits:

Walk: slightly collected and maintained at an even pace with no hesitations

Corto: collected, with sustained cadence and rhythm

Largo: collected, with good transitions to and from corto, sustained cadence and rhythm.

PF118 Tests

1. Stop: The rider should quietly stop the horse and keep the horse still and parallel to the rail.
2. Serpentine: At a corto, the rider will serpentine through cones without touching cones while maintaining gait, cadence, and rhythm.
3. Circles: At a corto, the rider will perform two (2) circles through cones while maintaining gait, cadence, and rhythm.
4. Figure Eights: In a distance of nine (9) feet between two (2) cones with the horse at a corto, the rider will perform **the number of figure eights as described in the designated pattern** while maintaining gait, cadence and rhythm without touching the cones. *BOD 4/25/16 Effective 9/1/16*
5. Back: The horse shall back four (4) to six (6) steps in a straight line.
6. Sounding Board: At a corto, the rider shall put horse over the sounding board while maintaining gait, cadence and rhythm. The horse should move straight down the center of the board, tracking straight. The rider shall circle at the end of the board and return over the sounding board.

The course shall be posted approximately two (2) hours before the class. Off pattern: a rider will not be disqualified for failure to complete the pattern in the correct sequence but must be placed accordingly.

PF119 Gold and Silver Medal Equitation

1. All requirements, including appointments, for this class shall be the same as for Paso Equitation (see PF109 and PF112). However, the Gold and Silver Medal Equitation classes are intended to be conducted and judged as advanced level Paso Equitation classes. As in the Equitation class, all entries will enter the ring, counterclockwise, at a Paso Corto and continue at a Paso Corto until otherwise instructed. The sequence of gait will be Paso Corto, Paso Largo, Collected Walk, reverse and repeat in the opposite direction. After the sequence of gaits is requested, the horses will be lined up. Any horse that did not perform the proper Paso gait will be disqualified at this line up.
2. Tests. The judge will prepare, in writing, the number and sequence of tests that each exhibitor will be required to perform after the horses are lined up. The tests from which the judge will choose will be the same as those described at paragraph PF110, above, with the addition of the tests described below in letters a through f. The

PF - PASO FINO DIVISION

number and sequence of tests should be designed so the majority of exhibitors can complete the tests in under sixty (60) seconds. The number and sequence of tests will be posted at the show office no less than approximately one hour before the commencement of the class. As directed by the judge, each exhibitor will individually perform the tests in the sequence posted and will return to the line up.

- a. Dismount and mount from either side of the horse. The procedure described in PF110 above for the dismount and mount will be modified as appropriate for the side of the horse from which the rider will dismount and mount.
- b. Properly execute a serpentine at the walk or Paso Corto. The horse should smoothly perform the serpentine without missing or breaking gait throughout.
- c. Perform circles at a Paso Corto. The horse should smoothly perform the circles without missing or breaking gait throughout.
- d. Stop the horse from a Paso Corto. The horse should quickly stop on the rider's command, without throwing its head or otherwise expressing discontent about being stopped.
- e. Traverse the sounding board at a Paso Corto.
- f. Side Pass, left and right, for as many steps as the judge directs. The horse should move evenly left and right at the side pass

SUBCHAPTER PF-3 BELLAS FORMAS (CONFORMATION) CLASSES

PF120 Class Specifications & Qualifying Gait

The choice of gait is optional, either Classic Fino or Paso Corto, and one form of the gait shall not be given preference over the other.

Both conformation and gait shall be judged in this class. Transmissible faults, such as buck-kneed, calf-kneed, base wide, base narrow, cow hocks, sickle hocks, toe-in, toe-out, offset knees, standing under, camped out in front, too straight behind, etc., shall be counted heavily against breeding stock. A horse with a swayback or fallen crest will be heavily penalized. A horse must be serviceably sound to be considered for placement. Any horse that fails to demonstrate the Paso gait so that the Judge can evaluate shall be disqualified from placement. This class shall be judged: 60% on conformation, 30% on quality and naturalness of gait, and 10% on appearance, grooming, and manners.

BOD 1/16/16 Effective 9/1/16.

PF121 Procedures

1. Entries of any age may be shown with a halter and single or double lead line. If two lines are used, they shall be long and shall be one on either side of the halter; if two lines are used, the horse may be handled by one attendant holding both lines or by two (2) attendants- one holding each line. If one line is used, only one (1) attendant is allowed. No attendants other than those actually holding the lines are allowed. Lines may end in a smooth link chain (minimum width 3/8") which may be crossed over the nose and/or under the jaw. The horse must demonstrate the Classic Fino or the Paso Corto gait whenever moving. In the lineup, the horse must stand square, not stretched, and remain quiet without undue restraint.
2. Horses shall enter the ring one at a time in the order that show management designates. The horses shall proceed to the right and circle the arena in a counter-clockwise direction on the rail.
3. Quality of gait, that is, smoothness, symmetry of action, harmony of cadence, and naturalness, that is, consistency, absence of undue restraint, will be judged during rail work. After completing one circle, or when instructed by the Ringmaster, the horse will line up in the center of the ring for conformation inspection. The Judge shall penalize a horse if the handler uses his or her hands on the horse's leg below the knee to position the hoof in the lineup.
4. Additional work-offs may be required at the Judge's discretion including the use of the sounding board to exhibit horse's cadence of gait. During work-offs, the horses must remain on the rail except to pass.

PF122 Appointments

1. A horse will be shown in a leather show halter without a bit, nameplate or inscription thereon. The halter will be English or Colombian type leather, flat, rolled, or braided (3/8, 1/2, or 5/8 inch) with a matching stitched or plain nose piece with optional browband not to exceed one (1) inch in width. A matching lead line, or long lines, as described in Section A above is required. A riding crop or whip not exceeding 30" in length **including the lash** may be carried. No other devices may be used. *BOD 1/16/16 Effective 9/1/16.*
2. Attendants will be attired in the official Paso Fino show costume.

PF123 Classes within this Division

Classes within this Division may be separated into one of the following categories:

1. Open Bellas Formas (all ages and all sexes);
2. Yearlings Bellas Formas (may be open or, if divided, must be divided into Colts, Geldings, and Fillies), and/or Bellas Formas Two Year Olds (may be open or, if divided, must be divided into Colts, Geldings, and Fillies), and/or Bellas Formas Three Year Olds (may be open or, if divided, must be divided into Colts, Geldings and Fillies); and/or Bellas Formas Four Year Olds and Older (may be open or, if divided, must be divided into Mares, Geldings and Stallions); or
3. Bellas Formas Four-Year-Olds and Older (may be open or, if divided, must be divided into Mares, Geldings, and Stallions); and/or Bellas Formas Three-Year-Olds and Under (may be open or, if divided, must be divided into Colts, Geldings, and Fillies) or further divided as described above.

In a show where Bellas Formas classes are offered by age groups, e.g., three-year-old colts, a younger horse must be shown in the class corresponding to its age group and cannot be shown in a mares, geldings, or stallions class.

SUBCHAPTER PF-4 PERFORMANCE CLASSES (UNDER SADDLE)

PF124 Showing

1. Horses shall be shown at all **required** gaits both ways of the ring. In all classes except Classic Fino and Costume all horses shall enter the ring at paso corto. Exception: see PF102.5 *BOD 1/16/16 Effective 9/1/16*
2. Only one hand may be used on reins when the horse is shown under Western tack and hands must not change except in Trail Classes. Rider may hold romal or end of split reins to keep from swinging.

PF125 Schooling Classes

1. Horse Must be 30 Months. Notwithstanding the fact that a horse may be considered three years old under GR102.1a, no horse may be ridden in a saddle class, whether a Schooling class or regular class, until it is at least thirty (30) months old, based on the actual date of foaling.
2. Schooling Class Sections. Schooling classes may be offered in the Fino, Performance and Pleasure Divisions, including the Amateur **Owner** Classes, as follows. There may be open schooling classes for horses three or four years old. Alternatively, there may be two Schooling age sections within a Division for: (1) horses that are three years old, and
(2) horses that are four years old. The horse's age for purposes of determining the appropriate class shall be determined under GR102.1a
3. Crediting of Points. In a show that does not offer Schooling classes, a schooling horse may compete in the regular appropriate class and still retain its schooling status, and any show points awarded to such horses shall be computed and credited as points awarded in the appropriate Schooling class.
4. Restriction on Schooling Status. Once a horse has been shown in a regular Paso Performance, Paso Pleasure or Classic Fino class at a show that offers Schooling horse classes, it can never be shown again in a Schooling class

PF126 Junior Riders, Youth and Amateur Owner Classes

1. Riders under the age of thirteen may not ride stallions and/or exhibit a colt or stallion on the competition grounds during a Federation sanctioned competition. This rule applies to all classes, point or not-point, specifically including lead line classes.
2. Youth Classes. Youth classes are offered where the award goes to the rider and not the horse. Youth riders must be seventeen years old or under. Youth classes shall be Junior (ages thirteen to seventeen) and Sub-Junior (ages seven to twelve). Horses entered in Youth classes may be cross entered in other classes in the same section.
3. Amateur Owner Classes. Horses entered in Amateur Owner classes may be cross entered in other classes in the same section.
4. When horses that are at least thirty (30) months old but no older than sixty (60) months old are shown in Amateur Owner or Youth classes (not including Equitation), schooling headgear is allowed.
5. Entries in Youth classes in a division are not eligible for Championship classes in that division unless otherwise qualified.

PF127 Tack

1. Bridle
 - a. Metal on Nosepiece. A curb chain or curb strap is permitted but shall not be cruelly tight. Except for Schooling classes, metal is not permitted in, under, over or attached to the cavesson nosepiece except for necessary buckles. In all Paso Pleasure classes, including schooling classes, metal is not permitted in, under, over or attached to the cavesson nosepieces and headrider, except for necessary buckles.
 - b. No Metal on Browbands. No metal decoration is allowed on browbands.
2. Schooling Headgear. Schooling headgear is defined as a bosal and barbada or alsador attached to the correct bridle for that division. Schooling Headgear is permitted in the following circumstances:
 - a. Schooling classes,
 - b. Three- and four-year-old horses in Amateur Owner classes that are not Schooling classes or
 - c. Three- and Four-year-old horses in Youth classes, except Equitation and Horsemanship classes, headgear can be any training headgear not considered cruel or inhumane by the Judge or Show Committee. Bare metal, except for curb chains or parts of buckles, is not allowed. In a schooling class, metal may be used if covered in a nosepiece or under the chin, but it must not be considered cruel or inhumane by the Judge or Show Committee and be sufficiently covered to ensure comfort to the animal.
3. Bits. (All Divisions)
 - a. Bits are required in all classes except Schooling Classes or other classes as specified. Bits may be of any humane approved type, curb or snaffle.
 - b. Shanks cannot exceed **eight and a half (8.5) inches**. The length of a shank shall be measured in a straight line from the **inside of the uppermost part of the headstall slot to the point on the rein ring where the rein would pull from when pressure is applied to the rein.**
 - c. All ports must be less than **three (3) inches in height as measured from the bottom of the mouthpiece to the top of the port or spoon. Measurement will be taken by placing a straight edge at the bottom of the bars to have an accurate line as the "bottom" when measuring the height.**
 - d. All bits with shanks must have a curb strap or curb chain attached and used for leverage. Snaffle bits do not require a curb chain. If used, curb chains and leather straps must be flat and at least 1/2 " width and lie flat against the jaws of the horse. Soft cover and/or wrap may be used on the curb chain. No wire, rawhide, or metal can be

used in conjunction with, or as part of, the leather chin strap or curb chain.

- e. All mouthpieces must be smooth or latex wrapped. The mouthpiece will consist of a metal bar 5/16" to 3/4" in diameter, as measured 1" from the shank. Flat bar mouthpieces must be measured 1" from shank and will be 5/16" to 3/4" on the upper and lower surface. The width of the flat bar will be no wider than 1.5". Nothing may protrude below the mouthpiece such as extensions, prongs, or rivets designed to intimidate the horse.
- f. Slip or gag bits, rigid donut mouthpieces and flat polo mouthpieces are prohibited. Any rein design or bit shank which increases the effective length and thereby the leverage of the shank of the bit is prohibited.
- g. **The competition steward may require a rider or riders to dismount and drop their horse's bits for inspection. Competition officials may select entire classes or individuals in any section for inspection.**

4. Saddles.

- a. Plantation Saddle – Pleasure type saddle allowed in all pleasure classes. If a saddle pad is used, it will be conservative in color and does not necessarily need to conform to the overall shape of the saddle.
- b. Galapagos Saddle – Legal in Fino and Performance classes with English type stirrups and leather. Legal in Pleasure classes with Western type stirrup. If saddle pad is used, it will be conservative in color and conform to the shape of the saddle.
- c. Side Saddle – Legal in Pleasure classes and Costume class.
- d. Forward Seat – Legal only where a jump is required.

5. English Tack.

- a. Saddle. In all classes where English tack is designated, saddles may be of any English type. If a saddle pad is used, it will be conservative in color and conform to the shape of the saddle. Stirrups for classes requiring English tack must conform in overall shape to commonly regarded English tack.
- b. Bridle. **Bridles can be Colombian or English type headstalls, flat, rolled, or braided. Bridles must be leather, goatskin or flat rawhide. Twisted rawhide is allowed in schooling classes only.** Goatskin bridles with white or creme colored reins matching the bridles may be used. Cheek pieces may be 3/8 to 5/8 inch with a matching, plain or stitched, cavesson and matching browband. The browband and cavesson nose piece may not exceed one (1) inch in width and must be a minimum of 3/8" wide or in diameter. Dropped nosebands, tie downs, and martingales are prohibited. Headstalls may have a throatlatch with a pisador. The pisador may be rawhide. Throat latches may tie rather than buckle.
- c. Reins. Reins may be leather, flat, rolled or braided. Nylon or other natural or man-made fiber reins may be used (hereafter referred to "nylon"). When nylon reins are used, they must be the same color as the headstall **or conservative in color**. Combination leather/nylon buckle-back reins may be used. Snaps that attach the reins to the bit or bosal may be used except in Equitation and Horsemanship classes. Reins with buckle attachments and without snaps must be used in all Equitation and Horsemanship classes.

6. Western Tack.

- a. In all classes where Western tack is designated, the tack shall consist of a good working stock saddle with horn. If a saddle pad is used, it will be conservative in color and Western type. Western saddles are allowed in those classes requiring Western tack and in pleasure classes if Western tack is used and Western attire is worn. Silver equipment is permitted but must not predominate. The head stall shall be of the Western type customarily used with a stock saddle. Western Pleasure horses under the age of five years may use a snaffle or bosal; horses five and over must use a curb bit. In Paso Pleasure when using Western style tack, Colombian and Western hackamore, mecates, sidepulls, curb, and snaffle bits may be used. Cavessons and nose bands are prohibited. Breastplates are permitted. See specific class descriptions and appointments for additional requirements

PF - PASO FINO DIVISION
concerning tack.

7. Crops and Spurs.

- a. A riding crop not exceeding thirty (30) inches in length including the lash may be used.
- b. Blunt spurs as appropriate for English or Western classes may be used. *BOD 4/25/16 Effective 9/1/16*

8. Special Tack, Attire or Considerations.

- a. An individual requiring special show considerations shall submit a request to the show secretary who will note appropriate judges' cards accordingly and inform the steward of same. These special considerations may include the exemption from dismounting and mounting in Paso Pleasure classes.
- b. When a dismount/remount is called for during the lineup in any Paso Pleasure class, any exhibitor may request the use of a mounting block to complete the test. Each show will have a mounting block available in center ring which will be provided to an exhibitor upon request. *BOD 1/16/16 Effective 9/1/16*

PF128 Attire and Appointments

1. Official Paso Fino Show Costume. In classes requiring the official Paso Fino show costume, the attire shall be a long sleeved bolero type jacket and full length pants or jumpsuit which cover the boots. The bolero jacket and pants or jumpsuit must be conservative in color and trim. A long sleeve, short sleeve, or sleeveless shirt or blouse may be worn under the long sleeve bolero jacket. A matching or contrasting cummerbund is optional. Sequins, glitter, or other similar reflective adornment is not allowed on any part of the Paso Fino show costume. Male riders shall wear an unadorned tie. The exhibitor must wear a Spanish type felt, leather or suede hat with a round, flat crown and with a flat or slightly rolled brim with a matching or contrasting hatband. *BOD 1/16/16 Effective 9/1/16*
2. Western Attire. In classes requiring Western dress, the rider shall wear a Western type hat, long sleeved Western type shirt, full length trousers, Western boots together with chaps, shotgun chaps or chinks. A jacket or vest is optional. When a long sleeve jacket is worn, the rider may wear a long sleeve, short sleeve, or sleeveless shirt underneath.
3. Safety Headgear. Protective headgear may be worn without penalty in any class. (GR801) In classes that may require a jump (Trail and Versatility), approved protective headgear is required. All riders twelve (12) years of age and under, including walk-corto leadline riders, are required to wear approved protective headgear at all times while on horseback at any competition.

SUBCHAPTER PF-5 CLASSIC FINO DIVISION

PF129 Class Specifications

In this class, horses shall demonstrate the fully collected Classic Fino gait whenever they are being judged. This class shall be judged: 65% on execution and naturalness of the Classic Fino gait; 15% on appearance, conformation and way of going, 10% on manners and 10% on the sounding board when available. If a sounding board is not available, the class shall be judged: 75% on execution and naturalness of the Classic Fino gait, 15% on appearance, conformation and way of going, and 10% on manners. *BOD 1/16/16 Effective 9/1/16*

PF130 Procedures

Exhibitors will enter the ring to the right on the rail and circle the arena in a counterclockwise manner until instructed to reverse or halt. Horses must work both directions, reverse, halt and proceed in gait and traverse the sounding board when available. Breaking gait on reverses, stops or starts shall be penalized. A figure eight may be requested to demonstrate flexibility, responsiveness, and steadiness of gait, but diminishing circles are not allowed. Only inanimate objects may be used as "posts" for the figure eight as long as they do not present a danger to horse or rider. Judges may call for horses to perform a serpentine at the classic fino as an optional test. Judges may call for horses to work parallel together at the classic fino as an optional test. A solid, ground level, hard surface sounding board 48' or longer shall be used in this class to clearly exhibit the rhythmic consistency of the horse's cadence and impact when

available. The performance of the horse on the sounding board shall not be given preference over the horse's work on the rail. During competition, while being judged, exhibitors are not allowed to turn on the sounding board. Backing of horses may be requested.

PF131 Appointments

The tack shall be English type. The attire shall be the official Paso Fino show costume.

PF132 Classes within this Division

1. Classic Fino Schooling. Schooling classes may be offered. These classes are to be conducted in exactly the same manner as the Classic Fino classes except that they will be limited to schooling horses. Tack and attire shall be the same as in Classic Fino with the exception of the headgear, which may be schooling headgear. (GR801).

Schooling classes, if offered, may be separated as follows:

- a. May be open; or
 - b. May be divided into Open Schooling 3-Year-Olds and Open Schooling 4-Year-Olds; or
 - c. May be divided into 3-Year-Old Schooling Fillies, 3-Year-Old Schooling Colts and Geldings (or Colts and Geldings may also be separated), 4-Year-Old Schooling Fillies, and 4-Year-Old Schooling Colts and Geldings (or Colts and Geldings may also be separated).
2. Classic Fino. These classes may be separated as follows;
- a. May be Open (includes all ages and all sexes);
 - b. May be divided into Classic Fino Schooling Open (see Section 1, a, above) and Classic Fino Open (horses 5 years old and over, any sex); or
 - c. Schooling classes may be divided as provided in Section 1 above and Classic Fino divided into Mares, Geldings, and Stallions.
 - d. Schooling classes may be divided as provided in Section 1 above and Classic Fino divided into Mares 5 & 6 years old, Mares 7 & older, Geldings 5 & 6 years old, Geldings 7 & older, Stallions 5 & 6 years old, Stallions 7 & older.
 - e. Amateur **Owner** classes may also be offered. They may be Open or divided, as provided in Section 2 above.
 - f. **Amateur Owned and Trained classes may also be offered. They will be open for all age horses. Exhibitor must be an Amateur and horse must not have been trained by a professional for six months. Horse must be owned by exhibitor or their family. BOD 4/25/16 Effective 9/1/16**

SUBCHAPTER PF-6 PASO PERFORMANCE DIVISION

PF133 Class Specifications

This class shall be judged: 30% on collected Paso Corto; 30% on collected Paso Largo; 10% on the walk; 10% on appearance, conformation and way of going, 10% on manners; and 10% on sounding board when available. Special attention shall be afforded to brilliance, form, smoothness, and rhythmic consistency of the gaits. If a sounding board is not available, the class shall be judged: 30% on collected Paso Corto; 30% on collected Paso Largo; 10% on the walk; 20% on appearance, conformation and way of going; and 10% on manners. **BOD 1/16/16 Effective 9/1/16**

PF134 Procedures

The exhibitors will enter the ring to the right on the rail at a collected Paso Corto and circle the arena in a counter-clockwise manner. The sequence of gaits shall be: collected Paso Corto, collected Paso Largo, to show the marked difference in speed, collected walk, reverse and repeat.

A solid, ground level, continuous hard surface, allowing no more than one-half inch of space between the sounding board 48' or longer shall be used when available. However, the judges may require horses to perform only the Paso Corto gait over the sounding board. Judges may call for a serpentine at a collected Paso Corto and/or a figure eight at a collected Paso Corto as requirements for a work-off of horses in close competition. At a very minimum, a serpentine

should consist of half circles with 180 degree turns. *BOD 1/16/16 Effective 9/1/16*

PF135 Appointments

The tack shall be English type. The attire shall be the official Paso Fino show costume.

PF136 Classes within this Division

1. Paso Performance Schooling. Schooling classes may be offered. These classes are to be conducted in exactly the same manner as the Paso Performance classes except that they will be limited to schooling horses. Tack and attire shall be the same as in Paso Performance with the exception of the headgear, which may be schooling headgear. See PF129.3 for the definition of schooling headgear.

Schooling classes, if offered, may be separated as follows:

- a. May be Open; or
 - b. May be divided into Open Schooling 3-Year-Olds and Open Schooling 4-Year-Olds; or
 - c. May be divided into 3-Year-Old Schooling Fillies, 3-Year-Old Schooling Colts and Geldings (or Colts and Geldings may also be separated), 4-Year-Old Schooling Fillies, and 4-Year-Old Schooling Colts and Geldings (or Colts and Geldings may also be separated).
2. Paso Performance. These classes may be separated as follows;
- a. May be Open (includes all ages and all sexes);
 - b. May be divided into Paso Performance Schooling Open (see Section 1, a, above) and Paso Performance Open (horses 5 years old and over, any sex); or
 - c. Schooling classes may be divided as provided in Section 1 above and Paso Performance divided into Mares, Geldings, and Stallions; or
 - d. Schooling classes may be divided as provided in Section 1 above and Paso Performance divided into Mares 5 & 6 years old, Mares 7 & older, Geldings 5 & 6 years old, Geldings 7 & older, Stallions 5 & 6 years old, Stallions 7 & older.
 - e. Amateur **Owner** classes may also be offered. They may be Open or divided as provided in Section 2 above.
 - f. **Amateur Owned and Trained classes may also be offered. They will be open for all age horses. Exhibitor must be an Amateur and horse must not have been trained by a professional for six months. Horse must be owned by exhibitor or their family. BOD 4/25/16 Effective 9/1/16**

SUBCHAPTER PF-7 PASO PLEASURE DIVISION

PF137 Class Specifications

1. The horse will be required to flat walk, Paso Corto, Paso Largo, line-up and back. The back should be straight, calm and controlled, and refusal to back disqualifies the horse from placement. Riders may not ride without stirrups.
2. This class shall be judged: 20% on Paso Corto; 20% on Paso Largo; 20% on flat walk; 5% on back, 25% on manners, conformation, attitude and way of going and 10% on sounding board when available. If a sounding board is not available, the class shall be judged: 20% on collected Paso Corto; 20% on Paso Largo; 20% on flat walk; 5% on back; and 35% on manners, conformation, attitude and way of going. *BOD 1/16/16 Effective 9/1/16*

PF138 Procedures

1. The exhibitors will enter the ring to the right on the rail at a Paso Corto and circle the arena in a counterclockwise manner. *BOD 1/16/16 Effective 9/1/16*
2. The sequence of gaits shall be: Paso Corto, Paso Largo, to demonstrate the marked difference in speed, flat walk, reverse, repeat and traverse the sounding board when available.
3. Each rider shall be asked to demonstrate the back from the line-up. In the back, the horse shall maintain proper head position, show evidence of a good mouth, back in a straight line and be readily responsive. At the judge's

discretion, riders may be asked to perform individually; the required test should show the submissive manners, willingness and quiet temperament. Some of the requests may be as follows:

- a. Dismount and remount from the left side, either in the line-up or along the rail, except in Youth Classes. Rider's style of dismount and mount is not to be emphasized; rather, emphasis is placed on the horse's willingness to stand quietly

PF - PASO FINO DIVISION

- b. Perform a serpentine at the Paso Corto gait;
- c. Perform the Paso Corto gait over the sounding board;
- d. Back on the board;
- e. Back on the rail.

Any combination of the above may be used for a work-off.

PF139 Appointments

The tack and headgear for the horses must be English or Western as described in PF127 including without limitation a side saddle and leather covered stirrups. A bit is not required. Metal is not permitted in, under, over or attached to the cavesson nosepieces and headrisers, except for necessary buckles. Attire shall be in keeping with the type of tack used. Where Western-style tack is used, riders shall dress as specified under requirements for Western attire described at PF128.2, with the exception that chaps or chinks are optional in this class. Where English-style or Plantation-type tack is used, the rider's attire shall consist of a long sleeved shirt, full-length trousers, tailored jacket or vest, hat and riding boots. When a long sleeve jacket is worn, the rider may wear a long sleeve, short sleeve, or sleeveless shirt underneath. Riders that use English tack cannot wear chaps. Sweater vests are not allowed. A tie is optional. Women riders may wear skirts, culottes, jodhpurs or gaucho pants that are long enough to cover the knees while seated in a saddle along with knee-high boots. Sequins, and rhinestones or other similar reflective adornment, except glitter and mirrors, may be used as an accent or buttons on a jacket, vest, or hat band, but must not predominate. Reflective adornment is not permitted on shirts or blouses, except functional buttons at the cuffs and the front of the garment. No part of the official Paso Fino costume shall be allowed except for riding boots, jumpsuit, or pants.

PF140 Classes within this Division

1. Paso Pleasure Schooling. Schooling classes may be offered. These classes are to be conducted in exactly the same manner as the Paso Pleasure classes except that they will be limited to schooling horses. Tack and attire shall be the same as in Paso Pleasure. Where Western-style tack is used, riders are allowed to use two (2) hands when using schooling type headgear. In addition to a standard curb bit, Colombian and western hackamores, side pulls, and snaffle bits may be used.

Schooling classes, if offered, may be separated as follows:

- a. May be Open; or
- b. May be divided into Open Schooling 3 Years Old and Open Schooling 4 Years Old; or
- c. May be divided into 3-Year-Old Schooling Fillies, 3-Year-Old Schooling Colts and Geldings (or Colts and Geldings may also be separated), 4-Year-Old Schooling Fillies, and 4-Year-Old Schooling Colts and Geldings (or Colts and Geldings may also be separated).

2. Paso Pleasure. These classes may be separated as follows;

- a. May be Open (includes all ages and all sexes);
- b. May be divided into Paso Pleasure Schooling Open (see Section 1a, above) and Paso Pleasure Open (horses 5 years old and over, any sex); or
- c. Schooling classes may be divided as provided in Section 1 above and Paso Pleasure divided into Mares, Geldings, and Stallions; or
- d. Schooling classes may be divided as provided in Section 1 above and Paso Pleasure divided into Mares 5 & 6 years old, Mares 7 & older, Geldings 5 & 6 years old, Geldings 7 & older, Stallions 5 & 6 years old, Stallions 7 & older; or
- e. Geldings will be split out from colts at the Grand National Championship; or
- f. Amateur **Owner** classes may also be offered. They may be Open or divided as provided in Section 2 above.
- g. **Amateur Owned and Trained classes may also be offered. They will be open for all age horses. Exhibitor must**

be an Amateur and horse must not have been trained by a professional for six months. Horse must be owned by exhibitor or their family. *BOD 4/25/16 Effective 9/1/16*

SUBCHAPTER PF-8 PASO FINO COUNTRY PLEASURE. (RESTRICTED TO AMATEURS)

PF141 Class Specifications.

1. The Paso Fino Country Pleasure Horse should be a calm, mild-mannered, safe, using pleasure horse maintaining balance, ease and freedom of movement. It must demonstrate flawless manners. It must be absolutely agreeable to the commands and directions of the rider. It is imperative that the horse give the distinct appearance of being a pleasure to ride with emphasis on the flat walk and smooth transitions. It must at all times work on a very light rein without resistance and, although it should be athletic, may be energetic, and should combine style and spirit. It must at all times demonstrate a quiet, calm and extremely tractable attitude. It must stand quietly and back readily when requested. Horses indicating aggressiveness, over-collection or excessive animation shall be severely penalized.
2. This class is open to amateurs and to horses who have not been in professional training for thirty (30) days before the show. Cross entering in any other class is permitted.
3. This class shall be judged: 20% on flat Walk; 20% on Corto; 20% on Largo; 10% on the back; 10% on appearance and way of going; and 20% on manners. Special attention shall be afforded to form, smoothness, rhythmic constancy of the gaits and tractable attitude. *BOD 1/16/16 Effective 9/1/16*

PF142 Procedures.

The exhibitors will enter the ring to the right of the rail at a Paso Corto, and circle the arena in a counterclockwise manner. Sequence of gaits will be: Paso Corto, Paso Largo, walk, reverse and repeat, then line up. When requested by the Judge, the rider will back the horse out of the line up, dismount from the left side, walk around to the front of the horse checking the headgear and/or bridle appointments, then remount from the right side and return to the line up. Rider's style of dismount and mount is not to be emphasized; rather, emphasis is placed on the horse's willingness to back in a calm controlled manner and to stand quietly. While executing all gaits, entries should space themselves to avoid bunching up and maintain their relative positions on the rail except to pass. When western style tack is used, the rider may use either one or two hands.

PF143 Appointments.

Tack and attire are to be appropriate for Paso Pleasure Class, at all times neat, clean and in good taste. Bits are not required in the Paso Fino Country Pleasure Class. The tack and headgear for the horses may be of any variety that would be appropriate and practical for pleasure riding. Attire shall be in keeping with the type of tack used. Where Western-style tack is used, riders shall dress as specified under requirements for Western attire described in PF130 with the exception that chaps or chinks are optional in this class. Where English-style or Plantation-type tack is used, the rider's attire shall consist of a long sleeved shirt, full-length trousers, tailored jacket or vest, hat and riding boots. When a long sleeve jacket is worn, the rider may wear a long sleeve, short sleeve, or sleeveless shirt underneath. Riders who use English tack cannot wear chaps. Sweater vests are not allowed. A tie is optional. Women riders may wear skirts, culottes, jodhpurs or gaucho pants that are long enough to cover the knees while seated in a saddle along with knee-high boots. Jeans and baseball-style hats are prohibited. No part of the official Paso Fino costume shall be allowed except for riding boots, jumpsuit or pants. Exhibitors should remember that even though this is a Paso Country Pleasure Class, it is a horse show class and not just a ride for pleasure.

PF144 Classes within this Division

1. **Country Pleasure Schooling.** A schooling class may be offered. This class is to be conducted in exactly the same

PF - PASO FINO DIVISION

manner as the Country Pleasure classes except that the class will be limited to schooling horses age 3 or 4 Years Old, all sexes. Tack and attire shall be the same as in Country Pleasure. Where Western-style tack is used, riders are allowed to use two (2) hands when using schooling type headgear.

2. Country Pleasure. These classes may be separated as follows:
 - a. May be Open (includes all ages and sexes).
 - b. May be divided into Schooling 3 & 4 year olds all sexes, and Schooling 5 & Older all sexes.
 - c. May be divided into Schooling 3 & 4 year olds all sexes, Country Pleasure Mares 5 year old & older, and Country Pleasure Geldings & Stallions 5 year olds & older.
3. If at least two qualifying classes are offered at a given competition, an open Country Pleasure Championship Class may be offered. *BOD 4/25/16 Effective 9/1/16*

SUBCHAPTER PF-9 SPECIALTY CLASSES

These classes are open to all horses regardless of age or sex unless otherwise prohibited in these rules.

PF145 Paso Versatility Class

1. Class Specifications.
 - a. In this class, the horse will be asked to demonstrate balance, flexibility, coordination and manners while performing the various gaits, tests, and maneuvers. Manners and willingness are very important. The back must be controlled and smooth. Failure to properly execute the Paso Corto and Paso Largo, demonstrating an evenly-spaced four-beat lateral gait, will automatically disqualify the horse, and it will not be asked to do the individual work out, executing a figure eight maneuver at a Paso Corto and taking the jump from the canter. Failure to take the correct lead in the canter shall be penalized. One refusal to take the jump will cause a lowering of the horses placing within the class. Two refusals to take the jump will automatically disqualify an entry from the class. The figure eight is to be performed at the Paso Corto and should be smooth, consistent in gait, and supple. A jump that is a minimum of eighteen (18) inches and a maximum of two (2) feet will be taken from the canter.
 - b. The class shall be judged: 20% on the Paso Corto; 20% on the Paso Largo; 10% on the walk; 10% on the canter; and 40% on back, jump, manners, and figure eight. *BOD 1/16/16 Effective 9/1/16*
2. Procedures. The exhibitors will enter the ring to the right on the rail at a Paso Corto and circle the arena in a counterclockwise manner. The sequence of gaits shall be: Paso Corto, Paso Largo, flat walk, collected canter, flat walk, reverse and repeat. In the remaining gaits, exhibitors shall remain on the rail except to pass. Riders shall be asked individually to back, execute a figure eight maneuver at a Paso Corto, and take a jump from the canter.
3. Appointments. The tack and headgear are to be English type, with a bridle and cavesson. No schooling headgear allowed. Forward seat saddles are also allowed. Attire is to be English-style as described in the Paso Pleasure Division (PF139). Safety Headgear is required. (GR801)
4. Class separations. Shall be offered as Open (includes all ages and all sexes) and Amateur. *BOD 8/29/16 Effective 9/1/16*

PF146 Paso Western Pleasure

1. Class Specifications
 - a. In this class, the horse should move in the working cow horse image, while still retaining the air of pride and grace that is typical of the Paso Fino. In all gaits, the horse must be smooth and responsive, and both horse and rider should appear comfortable and relaxed. The horse must work on a very light rein, but some contact should be maintained. Gait transitions should be taken on the first stride, and the horse should maintain his speed and cadence without restraint by the rider. Failure to take the correct lead in the lope shall be penalized.
 - b. This class shall be judged: 35% on Paso Corto; 30% on lope; 10% on flat walk; and 25% on manners, attitude,

and way of going. *BOD 1/16/16 Effective 9/1/16*

2. Procedures. The exhibitors will enter the ring to the right on the rail at a Paso Corto and circle the arena in a counterclockwise manner. Only one hand may be used on the reins when using a curb bit and hands must not be changed. If hands are changed or if two hands are used with a curb bit, the exhibitor shall be penalized. If the left hand is used with reins, the bight must drape to the left side of the withers. The only exception to this is if long reins or a romal are used. In that case, one hand may be used to carry the excess rein, but the hands must be at least twelve (12) inches apart. All horses being considered for an award are required to back in a straight line. Refusal to back disqualifies a horse from placement.

The sequence of the gaits shall be: Paso Corto, flat walk, lope, flat walk, reverse, and repeat.

Riders should space themselves while executing the flat walk to avoid bunching up and maintain their relative positions on the rail. In the Paso Corto and lope, entries shall remain on the rail except to pass.

The judge may require each rider to dismount and remount in the line-up from the left side. The rider's style of dismount and mount is not to be emphasized; rather, emphasis is placed on the horse's willingness to stand quietly.

The judge also may require any of the following tests to any or all entries:

- a. Demonstrate a straight back for up to 15 feet.
 - b. Lope and stop either on the rail or on the center.
 - c. Perform the figure eight at the lope on the correct lead demonstrating a simple change of lead. One or two figure eights may be required. In a simple change of lead, the horse is brought back to the halt and restarted into the lope on the opposite lead from the halt or walk.
 - d. Perform the Paso Corto gait over the sounding board.
3. Appointments. The tack and attire are to be Western type. Horses under the age of five may use a snaffle or bosal. Horses five and over must use a curb bit. Australian stock saddles are prohibited but Western saddles made in Australia (with a horn) are allowed. See PF127 concerning Western tack.

4. *Class separations. Shall be offered as Open (includes all ages and all sexes) and Amateurs. BOD 8/29/16 Effective 9/1/16*

PF147 Paso Trail

1. Class Specifications.

- a. *This class shall be judged 100% on the obstacle course; there is no rail work. This includes the distance from the beginning of an obstacle to the beginning of the next obstacle.*
- b. *Entry will be evaluated on willingness, responsiveness, correctness, and general attitude while negotiating through the obstacle course. Obstacles occurring in a natural trail environment only are to be used to break a tie.*
- c. *Horses are to be penalized for any unnecessary delay while approaching the obstacles. Judges are encouraged to advance on to the next obstacle any horse taking excessive time at an obstacle.*
- d. *Any horse not properly performing the gait required between the obstacles or any horse that fails to follow the prescribed obstacle or follow the prescribed course of travel through the obstacle should be penalized in the same manner as not completing the obstacle.*
- e. *Qualifying gaits include: Flat Walk, Paso Corto, Paso Largo, and Canter or Lope. It is not required to use all the qualifying gaits.*

2. Procedures.

- a. In this class, each horse shall be asked to negotiate through obstacles. Obstacles are to be negotiated by exhibitors individually with only one horse in the arena at a time.
- b. A drawn course will be provided by show management, reviewed for compliance with required procedures and approved by the judge(s) and steward(s). An exhibitor in this class cannot design or set up the course. The course will show the line of travel through obstacles and the gait required to perform obstacles. Changes or

PF - PASO FINO DIVISION

revisions will not be permitted after posting. The course will specify how a horse is to negotiate or travel between obstacles that seems appropriate.

- c. Tests that may be required are: negotiating a gate, carrying an object from one part of the arena to another, riding through water, over logs or simulated brush, riding down into, up and out of a ditch without lunging or jumping, crossing a bridge, backing through obstacles, sidepassing, mounting and dismounting from either side, and performing over any reasonable conditions along the trail. (See WS103.4 for posting requirements.) Any coat or jacket to be put on by the rider must be open in front and not be an item which must be put on over the head. Unnatural obstacles, such as fire extinguisher, perforated plywood in water boxes, or exotic animals should be avoided.
 - d. The course is to include a minimum of six (6) obstacles and a maximum of eight (8) obstacles. (See WS126, as may be amended from time to time, for dimensions of trail obstacles.) *BOD 1/16/16 Effective 9/1/16*
3. Appointments. The tack and type of attire are optional; tack and attire as described for either the Paso Western Pleasure class or the Paso Pleasure class are permitted. Safety Headgear is required if a jump is included in the class. See GR801. Only one hand may be used on the reins except that both hands may be used to negotiate an obstacle.
4. *Class separations. Shall be offered as Open (includes all ages and all sexes) and Amateurs. Classes will be run concurrently but not judged separately. BOD 8/29/16 Effective 9/1/16*

PF148 Paso Costume

1. The purpose of this class is to create interest in the Paso Fino Breed by establishing and demonstrating its Latin American or Spanish origin by means of the various costumes for the rider employed in the respective countries of origin, for the diversion and enjoyment of the public. In this class, horses will be required to demonstrate their favorite Paso gait and stand in a line-up on display. They shall be judged: 80% on attractiveness of costuming and appropriateness of same to the horses and the completeness of the costuming idea; 10% on the brilliance of gait and on the carriage of the horse; and 10% on manners of the horse. Points in this class shall be assigned to the rider. Riders entering the costume class must be members in good standing of the Association. Procedures. Entries must submit a brief statement of approximately 100 words or a maximum of two (2) minutes on the cultural significance of their costume. This will be read as each entrant, one-by-one, enters the ring in his or her favorite paso gait (Classic Fino, Paso Corto, Paso Largo). Every exhibitor must circle the ring once in a counter-clockwise manner and line up head to tail in the center of the ring. An attendant/handler is allowed. Such attendant/handler must be appropriately attired and in keeping with the costume of the rider. The rider's attire will not be offensive or detract from the main purpose of the Class.
2. Appointments. No specific tack for the horse is required, but all should be in keeping with the costume of the rider. Costume of the rider must be Latin American or Spanish related, but no specific country of origin need be identified.

PF149 Paso Pleasure Driving Class

1. General
 - a. This class is open to Paso Fino horses thirty-six (36) months of age or older, as determined by the actual date of foaling.
 - b. In this class, the horses should combine style and spirit along with obedience and good manners. They should move out willingly and stand quietly when requested. The horses will be required to perform at a walk, Paso Corto and Paso Largo. The gait should be smooth in each speed, evidenced by a lack of an up and down movement of the horse's croup. This class shall be judged: 30% on Paso Corto; 30% on Paso Largo; 10% on walk; 15% on

appearance; and 15% on manners.

- c. Carts must reverse by turning to the center of the ring and angling to the opposite side to avoid accidents.
 - d. In the walk, the horse should be smooth, alert and graceful. In the Paso Corto, the horse shall move at a moderate rate of speed and the carriage of the horse should be proud, with only mild extension and the gait should be smooth and steady without hopping or breaking of rhythm. In the Paso Largo, the horse shall move more rapidly, and evidence a readily detectable marked difference in speed from the Paso Corto. Excessive speed, however, that might tend to create a safety hazard, may, at the discretion of the Judge, be penalized. The footfall, as always, must remain a four beat lateral gait and pacing and/or trotting will be penalized.
2. Procedures. The exhibitors will enter the ring to the right and circle the arena in a counterclockwise manner until required by the Judge to reverse or change gait. Sequence of the gaits shall be: Paso Corto, Paso Largo, walk, reverse and repeat. All horses being considered for an award are required to back in a straight line.
 3. Appointments. The horse is to be shown in light driving harness, bridle (blinkers, overcheck and overcheck bit are optional), and hitched to a two- or four-wheeled vehicle suitable to the horse. Bits may be of the snaffle type, either regular, straight bar or jointed, or liverpooles. Liverpooles may be used "in the half cheek" or one hole only below. The check rein should not interfere with free way of going. The horses forelock may be braided. Sulkies will not be allowed. Definition of a sulky is a two-wheeled vehicle with no place for the driver's feet except in stirrups. A basket will be allowed for the feet. A standard buggy whip will be allowed in this class.

The attire of the driver in the driving class shall be the same as that prescribed for in the Paso Fino Pleasure class. A driving apron may be used. One attendant without a whip is permitted to head each horse during the lineup. Attendants will be neatly attired and a grooms smock is optional. The attendant may uncheck the horse and then must stand back two paces.

Only the driver is permitted in the cart except when a sub-junior is showing the entry, in which case an adult must accompany the sub-junior driver.

SUBCHAPTER PF-10 AMATEUR ADULT EQUITATION

PF150 Paso Equitation

1. The Paso Equitation seat enhances the particular and special style, grace, rhythm and oneness of horse and rider. The class is to be judged 100% on equitation. Results as shown by the performance of the horse are not to be considered more important than the method used in obtaining them. Horses shown in this class will perform the required Paso gaits.
2. See PF109 for rider position.
3. See PF110 for tests
4. Procedures. The exhibitors will enter the ring to the right at a Paso Corto and circle the arena in a counterclockwise manner until asked to reverse or change gait. Entries will space themselves, maintain the same relative position and avoid bunching up. Entries will be penalized for bunching up or for not working on the rail. The sequence of the gait will be Paso Corto, Paso Largo, walk, reverse and repeat. The reverse will be executed toward the center of the ring. A halt will be called at least once during the Paso Corto. Entries will execute the above class requirements and, in addition, judges are encouraged to call for at least two (2) of the tests provided above, of the top contestants. Each of the tests is to be performed individually.
 - a. Riders may be asked to perform any of the tests.
 - b. For the safety of the other entries, judges are required to excuse any rider who is unable to control his or her mount.
5. Appointments. The tack shall be English type. Schooling tack is not acceptable. The attire shall be the official Paso

6. Age requirement. The rider must be considered an Adult for the competition year. *BOD 1/16/16 Effective 9/1/16*

PF151 Amateur Adult Horsemanship

This class shall be judged: 50% on horsemanship of rider, 10% on the suitability of the horse to the rider and 40% on the performance of the horse.

1. Procedures. Exhibitors will enter the ring to the right at a Paso Corto and circle the arena in a counterclockwise manner. The sequence of the gait will be Paso Corto, Paso Largo, Walk, reverse and repeat. The reverse will be executed toward the center of the ring. A halt will be called at least once during the Paso Corto. Entries will execute the above class requirements. Horses that do not perform the Paso Fino gait will be excused after lining up. Judges will line up exhibitors and require exhibitors to perform the chosen tests individually. *BOD 1/16/16 Effective 9/1/16*
2. Gaits.
 - a. Walk. Slightly collected and maintained at an even pace with no hesitations.
 - b. Corto. Collected, with sustained cadence and rhythm.
 - c. Largo. Collected, with good transitions to and from Paso Corto, sustained cadence and rhythm.
3. Tests. The course shall be posted approximately two hours before the class.
 - a. Stop. The rider should quietly stop the horse and keep the horse still and parallel to the rail.
 - b. Serpentine. At a Paso Corto, the rider will perform a serpentine through cones without touching cones while maintaining gait, cadence and rhythm.
 - c. Circles. At a Paso Corto, the rider will perform two circles through cones while maintaining gait, cadence and rhythm.
 - d. Figure Eights. In a distance of nine feet between two cones with the horse at a Paso Corto, the rider will perform two figure eights while maintaining gait, cadence and rhythm without touching the cones.
 - e. Back. The horse shall back four to six steps in a straight line.
 - f. Sounding Board. At a Paso Corto, the rider shall ride the horse over the sounding board while maintaining gait, cadence and rhythm. The horse should move straight down the center of the board, tracking straight. The rider shall circle at the end of the board and return over the sounding board.
4. Off Pattern. A rider will not be disqualified for failure to complete the pattern in the correct sequence, but must be placed accordingly.
5. Appointments. The tack shall be English type. Schooling tack is not acceptable. The attire shall be the official Paso Fino show costume.

SUBCHAPTER PF-11 CHAMPIONSHIP CLASSES

PF152 Championship Classes

1. Eligibility. To be eligible for entry into a Championship class, a horse must have been properly entered, shown and judged in one of the qualifying classes. To be considered shown and judged, a horse must perform all required gaits both ways of the ring in the original class and must remain in the ring until either excused or placed by the judge. An entry disqualified by the judge for any reason may not use that class as a qualifier for the championship class. Entries qualified for Championship classes in Amateur classes must compete in the Amateur Championship classes in that Division, if offered. If Amateur Championship classes are not offered, an entry that qualifies for the Championship class in the Amateur class may compete in the regular Championship class in the Division for which they are qualified. However, in the Bellas Formas division, all Championship classes shall be composed of the entries who placed first and second in their qualifying classes. From these entries a Champion, Reserve Champion, Third Champion and Fourth Champion shall be chosen. A fifth place, also called honorable mention, may be

awarded in case of disqualification of any of the top four placing champions.

2. Procedures. The championship classes will be conducted in the same manner as the qualifying class. Horses will remain in the ring until excused by the Judge.
3. Classes Offered. Except in an All-Breed Show, Championship classes shall be offered in a division when at least two qualifying classes have been offered at a show.

If Bellas Formas classes are divided into colts/stallions, geldings, and fillies/mares classes, only the following Bellas Formas championship classes can be offered:

- a. Fillies and Mares All Ages.
- b. Geldings All Ages.
- c. Colts and Stallions All Ages.
- d. In shows where there are only open Bellas Formas classes, there can be only an open championship.

e. Youth. Entries in a youth class do not qualify that exhibitor for **amateur or open** championship classes. **BOD**

1/16/16 Effective 9/1/16

SUBCHAPTER PF-12 SHOW CONDUCT

PF153 Concurrent Classes

1. Competition management may choose to hold classes concurrently (one performance, multiple judges, multiple sets of placings) provided both classes are held in accordance with all applicable Federation rules.
2. Competition management may choose to run two separate classes in the arena at the same time provided:
 - a. There are no duplicate riders;
 - b. The class specifications are the same for both classes;
 - c. The combined class size does not exceed 25 horses;
 - d. The same judges are adjudicating both classes and turn in separate cards for each class.

PF154 Competitions

1. Federation-PFHA "AB" Sanctioned Shows.

An All Breed ("AB") show shall have PFHA sponsored classes which are part of an All Breed Federation Regular Member show. The cosponsoring PFHA Regional Group is responsible to make sure that all required paperwork is received by the PFHA office in the required time.

FEDERATION-PFHA sanctioned shows shall be judged by an FEDERATION-PFHA certified Judge. FEDERATION-PFHA sanctioned shows shall be stewarded by one steward with both FEDERATION and PFHA certification or by one FEDERATION steward and one PFHA steward. In FEDERATION-PFHA sanctioned shows when any PFHA Rule conflicts with a FEDERATION Rule, the FEDERATION Rule will prevail. Thus, even if class specifications differ, FEDERATION Rules will be followed and PFHA points will be recorded for that class.

2. Classification. For the purpose of equalizing competition for High Point awards and Society of Merit awards, and to promote PFHA-FEDERATION All Breed shows, PFHA approved shows shall fall into one of three classifications: All Breed ("AB"), All Paso ("AP"), and Local ("L"). These shows must be sponsored by a recognized Regional Group. These do not include the PFHA National Championship Show.

3. Show Applications

Initial Application. Before a show date may be sanctioned by the PFHA, and "Reserved," the following must be received by the PFHA Office:

- a. PFHA Form, Application for Approval, signed by the designated person of the sponsoring Regional Group, obtainable from the PFHA office, containing the date of the show, location, and classification (AP, AP/Federation, L, AB/Federation) and contact person, sent to the attention of the PFHA Executive Director. Appropriate show application fees **must be submitted**.
- b. Approval of Show. Before a show date can be "Approved" by the PFHA Executive Director, the following must be submitted by the contact person or President of the sponsoring Regional Group and received by the PFHA: The names of the Judge(s) and Steward(s) (in writing); and List of Classes
- c. The PFHA must receive the items required under subsections 1 and 2, above, at least sixty (60) days before the scheduled show date; if not received by that date, show fees will be doubled. Notice of show approval or disapproval, signed by the PFHA Executive Director, will be sent to the contact person for the sponsoring Regional Group.
- d. Responsibilities. PFHA Regional Groups shall have full responsibility for promoting and conducting all shows sponsored by such organizations.

4. Show Reports.

a. Show Summary. A show summary must be submitted for each show **by the show secretary** listing class number,

class name, horse placements, full registered names of horses, registration numbers of horses, exhibitors' names and membership numbers, and current recorded owner(s)' name(s) and/or farm name under which the horses are shown and their membership numbers. All fees due to the PFHA in connection with the show must either

1. accompany this summary or (ii) be sent to the PFHA no later than submission of the summary. See PFHA concerning fees due to the PFHA).
- b. Record Of Points. The sponsoring Regional Group's **show secretary** shall record the points earned during sponsored shows and forward the same together with the Judge's Cards, roster and show summary by First Class mail to the PFHA Office, postmarked within fifteen (15) calendar days of the completion of such show. Failure to do so will subject the Regional Group to an appropriate fine and forfeiture of the remainder of the approved shows until compliance with the rule is met. The PFHA shall maintain a record of points awarded for all horses and riders.
- c. Fees Due the PFHA. The Regional Group sponsoring the show shall collect all fees and proceeds of each respective "AP" show and maintain a record thereof. The Regional Group also shall pay all incurred show obligations and pay to the PFHA the appropriate fees along with a copy of the accounting of all receipts and expenses due to the PFHA.
- d. Committee/Officials Reports. Within thirty (30) days after each approved show, the Show Committee shall file a report on the quality of judging and actions of other show officials on forms provided by the PFHA. This report is to be mailed to the PFHA office. Failure to do so can result in a fine.
- e. Penalties. The Regional Group that sponsors a PFHA approved show shall be subject to a penalty or fine for failure to conduct a show in accordance with PFHA rules, for failure to meet show requirements or for failure to file the necessary reports in a timely manner. *BOD 1/16/16 Effective 9/1/16*

PF155 Grand National Championship Show

1. Specifications

- a. Each Grand National Championship show will operate under the rules that were in effect during that show's qualifying year.
- b. Date and Location. The date and location of the Grand National Championship Show are to be selected by the Association Board of Directors. The competition dates must commence within one of the following months: July, August, September or October.
- c. Selection of Judges. The selection of the National Show's judging system shall be made for the next National Show at the January Board of Director's meeting and the judges shall be selected at the Spring Board of Director's meeting. The selection of judges shall be made from a list of qualified judges supplied by the Judges and Stewards Committee. Conferencing of judges shall be allowed if desired by the Board of Directors. However, each judge will individually present his or her placements on a judge's card. Each judge shall be a Senior Certified judge of the Paso Fino Horse Association and hold a Federation judge's card. No judge shall be eligible to judge two (2) consecutive Association National Championship Shows. Those judges selected must be in good standing with the Association at the time of selection and at the time of the Grand National Championship Show. Judges that submit their names for consideration to officiate at the Grand National Championship Show will provide a résumé for the Board of Directors through the Judges and Stewards Committee.
- d. Selection of Stewards. The selection of the Association National Show Stewards shall be voted on by the Board of Directors from a list of names submitted for consideration along with resumes and photos. A minimum of three stewards will be used. All stewards are to be PFHA Senior Certified and USEF recorded (r) or Registered (R). Those stewards selected must be in good standing with the Association at the time of selection and at the time of the Grand National Championship Show.

PF - PASO FINO DIVISION

- e. Federation Sanctioned. The Association National Championship Show shall be a Federation sanctioned show.
- f. Eligibility. Except as provided in the next sentence, to be eligible for entry and competition in the Association National Championship Show, an entry must have accumulated, in the specific class in which it/he/she is entering, a minimum of twenty (20) points in Association sanctioned shows during that show year. The Walk-Corto Lead-line class and the Paso Pleasure Driving Class have no entry requirements.
- g. Hoof Inspection. All horses entered in any classes at the National Show shall have their hoofs inspected before entering the ring by a committee of three appointed by the Show Chairperson, consisting of an impartial farrier, a veterinarian, and a member of the Show Committee. Any evidence that the hooves have been trimmed too closely, which is a practice called "soreing," shall disqualify the entry for the remainder of the show.
- h. Grand National Champions: Grand National Championships will be divided by gender (Stallions, Mares, Geldings) in the Classic Fino, Paso Performance, and Paso Pleasure divisions in both Open and Amateur classes. To be eligible for entry into the Grand National Championship class, a horse must have been properly entered, shown and judged in one of the qualifying classes.
- i. The Association National Show shall be an "A" rated USEF licensed competition.

CHAPTER RN REINING HORSE DIVISION

SUBCHAPTER RN-1 JUDGING

RN101 General

RN102 Equipment

RN103 Scoring

RN104 Categories of Competition and Class Eligibility

RN105 Freestyle Reining

SUBCHAPTER RN-2 PATTERNS

RN106

CHAPTER RN REINING HORSE DIVISION**SUBCHAPTER RN-1 JUDGING**

USA Reining Rules and Regulations can be found at www.USA-Reining.com

RN101 General

1. The ideal Reining horse is guided through every movement of every maneuver. The best Reining horses should exude a willing disposition with no indication of resistance. The overall impression of a superior horse and rider team in the sport of Reining is one of complete harmony in communication and effort, showing a forward expression, and exciting bursts of power and speed tempered by quiet moments of peacefulness and above all, an obvious demonstration of athleticism in honor of the ranching origins of the sport. A movement on the horse's own is considered a rider's lack of control. A deviation from the pattern will be considered a lack of control or temporary loss of control and therefore must be marked down according to established scoring system. After deducting all faults, set in the included scoring system, and considering the horse and rider's overall performance, credit will be given for smoothness, finesse, attitude, quickness and authority of performing various maneuvers, while using controlled speed. This raises the difficulty level and makes the sport more exciting and pleasing to watch to an audience. The scoring system shall be specified in the Judges Guide.
2. When copying is available, posting judges scores sheets is mandatory. Score sheets should be posted within one hour of class completion. In the event copies are not an option, judges score sheets must be available for supervised inspection. Original judges score sheets must be retained by Competition Management for five years from the date of the competition and made available to USA Reining upon request.
3. A Reining competition will be complete and the posted scores will be considered "official" one hour following the completion of the competition.
4. All entries in a class must be drawn for position and must run as drawn. All entries must have a correct exhibitor number displayed. If a rider starts more than one horse, there should be a spread of at least eight horses between his starts. In the event that fewer than eight horses are available for the spread, the maximum number of horses possible shall be inserted between his starts. If an entrant misses his turn as determined by the draw, he will be disqualified from that go round (except for cases where extraordinary and unavoidable conditions exist). Each case will be judged on its own merit by the Competition Management and/or Ground Jury, especially at competitions with multiple competition arenas.
5. Substitution of riders will be permitted by agreement of Competition Management and/or Ground Jury.
6. A rider may not show more than three (3) horses in a class. (Exception: Arabian, see AR201; Morgan, see MO176.4) A horse may be entered only once per class. In the instance where classes are run concurrently a rider may show three horses per class and any shown horse may only start once.
7. All horses must be ridden astride.
8. It is mandatory for all riders to use appropriate western tack and western attire while showing: this would include a long sleeve shirt, western hat or protective headgear, boots, western saddle and western bridle. (Freestyle Reining being exempt based on conditions). Failure to use appropriate attire will result in a score of zero.
9. For purposes of competition in the Reining Division: An individual is eligible to compete as a Junior from January 1 until the end of the calendar year in which they reach the age of 18.

RN102 Equipment

1. All bits must be free of mechanical device.
2. References to hackamore mean the use of a flexible, braided, rawhide, leather, or rope bosal, the core of which may be either rawhide or flexible cable with a maximum diameter of 3/4" at the cheek. Absolutely no rigid material

will be permitted under the jaws, or on the noseband in connection with the bosal, regardless of how padded or covered. Horsehair bosals are prohibited. This rule does not refer to the equipment termed “mechanical hackamore” which is illegal.

3. References to snaffle bits mean conventional O-ring, egg-butt, or D-ring with a ring no larger than 4” and no smaller than 2”. The inside circumference of the ring must be free of rein, curb or headstall attachments which would provide leverage. The mouthpiece should be round, oval or egg-shaped, smooth and free of wire. It may be inlaid, but smooth and/or latex wrapped. The bars must be a minimum of 5/16” in diameter, measured 1” in from the cheek with a gradual decrease to center of the snaffle. Optional curb strap is acceptable however curb chains are not acceptable. These requirements remain the same for all classes in which a rider may use a snaffle bit.
4. References to a bit means the use of a curb bit that has a solid or broken mouthpiece, has shanks and acts with leverage. All curb bits must be free of mechanical device and should be considered a standard Western bit. A standard Western bit includes:
 - a. 8 1/2” maximum length shank to be measured as indicated in the USA Reining Rules and Regulations. Shanks may be fixed or loose.
 - b. Concerning mouthpieces, bars must be round, oval or egg-shaped, smooth and unwrapped metal (or other hard rubber or plastic) of 5/16” to 3/4” in diameter, measured 1” from the cheek. They may be inlaid, but must be smooth or latex wrapped. Nothing may protrude more than 1/8 inch below the mouthpiece (bar).
 - c. The port must be no higher than 3 1/2” maximum, with rollers and covers acceptable. Broken mouthpieces, half-breeds, and spades are standard.
 - d. Slip or gag bits, donuts or flat polo mouthpieces are not acceptable.
5. Except for Snaffle Bit and Freestyle Classes, only one hand may be used on the reins, and the hand must not be changed. The hand is to be around the reins; index finger only between split reins is permitted. Violation of this rule results in a penalty score of zero (0).
6. When a curb bit is used, a curb strap or curb chain is required and must be at least 1/2” in width, lie flat against the jaw, and be free of bars, wire, and/or twists.

RN103 Scoring

1. The scoring will be on a basis of 0-Infinity, with 70 denoting an average performance. The individual maneuvers are scored in 1/2 point increments from a low of -1 1/2 to a high of +1 1/2 with a score of 0 denoting a maneuver that is correct with no degree of difficulty. Scores will be announced after each horse works.
2. All ties for 1st place will be worked off if the tied exhibitors agree to participate in a run-off. Tied exhibitors have the alternate option of agreeing not to run-off and to be named co-champions but must determine the winner of the awards by a flip of a coin. If they do not agree, the exhibitor(s) who does not want to run-off will forfeit first place to the other. (Exceptions: Freestyle Reining - see Freestyle Reining conditions to determine winner or co-champions.
 - a. If a tie occurs after the run-off, the entrants will be named co-champions; will evenly split 1st and 2nd prize money, but must determine the winner of the awards by a flip of a coin. A horse not returning for a run-off without such an agreement will forfeit 1st place prize money regardless of the prize money. In the case of a run-off, the contestant(s) not winning the run-off cannot be placed lower than the lowest position for which he/she was tied, i.e., 2nd/3rd. All other ties are not worked off and will involve as many places as there are horses tied, i.e., 4th, 5th, 6th, 7th. The prize money in the previously mentioned example is added together and split equally-four ways.
 - b. Ties for first at USA Reining National Championships and USEF National Championships (if concurrent with USA Reining National Championships) will be worked off. If one or more of the riders with an equality of scores chooses not to run off, a coin toss (or similar) for prizes will be conducted at the prize giving ceremony and any money earned will be combined and split between the rankings with an equality of scores. However, the national

RN - REINING DIVISION

championship title will always go to the entrant who did not concede the title, or to the winner of the run-off if that is the choice of the tied entrants.

3. The following will result in result in no score:

- a. abuse of animal in competition arena and/or evidence that an act of abuse has occurred prior to or during the exhibition of a horse in competition;
- b. use of illegal equipment, including wire on bits, bosals or curb chains;
- c. use of illegal bits, bosals or curb chains;
- d. use of tack collars, tie downs or nose bands;
- e. use of whips or bats;
- f. use of any attachment which alters the movement of or circulation to the tail;
- g. failure to dismount and/or present horse and equipment to the appropriate judge for inspection;
- h. disrespect or misconduct by the exhibitor
- i. infraction of any state or federal law which exists pertaining to the exhibition, care and custody of horses within the state or county where the Reining competition is conducted.
- j. The judge(s) may excuse a horse at any time while in the arena for unsafe conditions or improper exhibition pertaining to either the horse and/or rider.
- k. closed reins are not allowed except as standard romal reins and mecates on snaffle bits and bosals in classes where the use of two hands is allowed.

4. Excess rein may be straightened at any place a horse is allowed to be completely stopped during a pattern. When using a romal the rider's hand shall be around the reins with the wrist kept straight and relaxed, the thumb on top and the hand closed around the reins; no fingers between the reins are allowed. The free hand may be used to hold the romal, provided it is held in a relaxed position and there is at least 16" from free hand to the the Reining hand. Use of the free hand while holding the romal, to alter the tension or length of the reins from the bridle to the Reining hand, is considered to be use of two hands, and a score of 0 will be applied, with the exception of any place a horse is allowed to be completely stopped during a pattern.

5. The following will result in a score of 0:

- a. use of more than index or first finger between reins;
- b. use of two hands (exception: snaffle bit or hackamore classes designated for two hands) or changing hands;
- c. use of romal other than as outlined in #4;
- d. failure to complete pattern as written;
- e. performing the maneuvers other than in specified order;
- f. the inclusion of maneuvers not specified, including but not limited to
 1. backing more than two strides
 2. turning more than 90 degrees (Exception: a complete stop in the 1st quarter of a circle after a canter departure is not to be considered an inclusion of maneuver; a 2 point break of gait penalty will apply.
 3. On run in patterns, once beginning a canter a complete stop prior to reaching the first marker.
- g. equipment failure that delays completion of pattern, including dropping a rein that contacts the ground while the horse is in motion;
- h. balking or refusal of command where performance is delayed
- i. running away or failing to guide where it becomes impossible to discern whether the entry is on pattern;
- j. jogging in excess of one-half circle or one-half the length of the arena while starting a circle, circling or exiting a rollback;
- k. overspins of more than 1/4 turn;
- l. fall to the ground by horse or rider. A horse is deemed to have fallen when its shoulder and/or hip and/or under-line touches the ground;

- m. dropping a rein that contacts the ground while the horse is in motion;
 - n. failure to wear appropriate western attire as outlined in the USA Reining Rules and Regulations. Western attire may include protective headgear (ASTM/SEI). See GR801.4 and RN101.8;
 - o. neither a "no score" nor a 0 is eligible to place in a go round or single go round class;
 - p. neither a no score nor a 0 may advance in a multi-go event. In multi go events, finals qualifying horses that get a 0 or a scratch will still be eligible for payouts, with a 0 placing higher than a scratch;
 - q. in the event not enough horses qualify for total purse distribution, the undistributed portion of the purse will be retained by competition management.
6. The following will result in a \$25 fine, payable to the show organizer.
- a. Failure to have correct exhibitor number displayed
7. The following will result in a five-point penalty:
- a. spurring in front of cinch;
 - b. use of either hand to instill fear at any time in the arena or praise during the pattern;
 - c. holding saddle with either hand;
 - d. blatant disobedience including kicking, biting, bucking, rearing and striking.
8. The following will result in a two-point penalty:
- a. Break of gait.
 - b. Freezing up in spins or rollbacks.
 - c. On walk-in patterns, cantering prior to reaching the center of the arena and/or failure to stop or walk before executing a canter departure.
 - d. On run-in patterns, failure to be in a canter prior to reaching the first marker or break of gait prior to the first marker.
 - e. If a horse does not completely pass the specified marker before initiating a stop position.
9. Starting or performing circles or eights out of lead will be judged as follows:
- a. Each time a horse is out of lead, a judge is required to penalize by 1 point. The penalty for being out of lead is accumulative, and the judge will add 1 penalty point for each 1/4 of the circumference of a circle or any part thereof that a horse is out of lead. A delayed change of lead is a one (1) point penalty from one stride to 1/4 of circumference of a circle and is also cumulative beyond that point.
 - b. A judge is required to penalize a horse 1/2 of a point for a delayed change of lead by 1 stride where the lead change is required by the pattern description.
10. Deduct 1/2 point for starting circle at a jog or exiting rollbacks at a jog up to 2 strides. Jogging beyond 2 strides but less than 1/2 circle or 1/2 the length of the arena, deduct 2 points.
11. Deduct one-half (1/2) point for over or under spinning up to one-eighth (1/8) of a turn; deduct one (1) point for over or under spinning up to one-quarter (1/4) of a turn.
12. In patterns requiring a run-around, failure to be on the correct lead when rounding the end of the arena will be penalized as follows: For 1/2 the turn or less, 1 point; for more than 1/2 the turn, 2 points.
13. There will be a half point penalty for failure to remain a minimum of 20 feet from the side of the arena when approaching a stop and/or rollback.
14. Judges may not confer as to any penalty or maneuver score prior to submitting a score. If a major penalty (a penalty which results in a no score, a 0, or a 5 point penalty) is unclear, a judge will submit his/her score and ask that the score be held, pending a conference and/or review of the official video at the earliest appropriate time. Should the judges determine via conference or official video replay that a penalty was incurred, it should be applied. If, however, no penalty occurred, the score will be announced as originally submitted. No judge shall be required to change his/her score following a conference or official video replay. Each judge's decision is an individual call and based on individual decision from a conference or official video replay. The use of official video equipment by the

RN - REINING DIVISION

- judges is only permissible if the judge has reason to believe that all entries have been videotaped. All competitions are required to have video instant replay available to the jury of judges for this reason.
15. The judge shall have the authority to remove any contestant from a competition he is judging, should said contestant show any disrespect or misconduct as to render himself or the competition in an unprofessional manner.
 16. All riders must dismount. The horse must be presented and the bridle dropped by the rider or a designated representative. The horse and equipment must be checked by the designated judge or steward in close proximity to the arena during a pre-check or only in the case a sitting jury member is checking equipment in the arena, a post-check. Should the equipment judge detect cause for a no score, the exhibitor or his/her representative, trainer, or guardian may at that time accept the no score and allow the equipment judge to cause the appropriate changes to all score cards or request the other judges confer on the appropriate call. In the case of a youth exhibitor, should a parent, trainer, or guardian not be present, it will be assumed that all parties are aware of this rule and agree to abide by the exhibitor's decision. If requested, the equipment judge will confer with the other judges as soon as practical. Failure to comply with this rule will result in a no score. Competitions are encouraged to establish check stations in advance of each individual run and give the competitor appropriate time to correct the equipment change to comply with legal equipment, should there be a question on equipment.
 17. Judges shall be the sole person responsible to determine if a rider has correctly completed the pattern as written.
 18. The judge has the option of awarding a re-ride to any contestant who, in the judge's opinion, is unable to complete a pattern for reasons that are out of the rider's control. In the instance where a re-ride is warranted in the judge's opinion, he should advise Competition Management as soon as is possible.
 19. An exhibitor or owner in the respective class may request a review of a major penalty applied to a run (penalty score of 0 and 5 point penalty). The judge(s) has the right to deny or honor the request. If honored by the judge(s) he/she must believe the entire class was videotaped by an official videographer. The request must be made no later than 30 minutes after the last run of the day, and before the judge(s) has left the grounds for the day. In cases where a class is run in sections over multiple days, each day's scores will be official thirty minutes after the last run of each section. Exhibitors or owners may not have direct contact with the judge(s) during the entire process of requesting a review. The request must be submitted to the Competition Steward, Competition Representative, or if need be Competition Management who will take the request to the judge(s).
 20. For regulations concerning showing under judges, refer to GR1304.

RN104 Categories of Competition and Class Eligibility

Class eligibility is based on the rider's and/or the horse's earnings as of January 1 of the current competition year. It is the responsibility of the owner and/or rider to be aware of the eligibility of the horse and/or rider as recorded by USA Reining. When limits of eligibility are surpassed during the competition year, the exhibitor can complete the year in that specific class or division.

- a. OPEN—USA Reining approved classes; Subject to the general conditions, any rider with a current USA Reining and USEF membership may show any horse in the class regardless of ownership.
- b. AMATEUR - USA Reining approved class open to any rider holding a current USA Reining and USEF membership with Amateur Designation may show any horse, regardless of ownership. Refer to USEF Rule GR1306 for the definition of an Amateur Competitor.
- c. YOUTH. USA Reining approved classes open to any rider holding a current USA Reining and USEF membership with a Junior or Youth Designation may show any horse regardless of ownership. Age divisions in the Youth class include:
 1. YOUTH (13 & UNDER)
 2. YOUTH (14-18)
 3. YOUTH (19-21)

d. BREED CLASSES

1. Dually sanctioned classes that are conducted at breed association shows and dually sanctioned by the breed association and USA Reining. Mostly commonly correspond with a concurrent FEI class (CRI-Breed) but may also stand alone to count for USA Reining points at partner breed association events.

e. REGIONAL CLASSES

1. USA Reining recognizes the need for diversity in classes held at different levels of competition and in different geographical areas, as well as to generate promotional activity for affiliate groups. This diversity allows for growth and development of affiliates and uniqueness in Competition Management.
2. Among these types of classes are: Geldings, Green as Grass, Green Reiner, Ladies, Men's, and many additional classes with a variety of individual conditions written by the affiliate or Competition Management. These classes often use USA Reining Rules and Regulations with a noted variation in show conditions to accommodate the specific class.
3. USA Reining does not sanction these classes for national competition, but does recognize and encourage their use for the growth and development of the affiliates, the interest of the exhibitors, and the overall management of the Reining competition.

f. FREESTYLE

1. FREESTYLE OPEN. Any current member of USA Reining and USEF may show in this class. See rules for Freestyle in USA Reining's Rules and Regulations;
2. FREESTYLE AMATEUR. Any current member of USA Reining and USEF which is also designated as Amateur may show in this class. See rules for Freestyle in USA Reining's Rules and Regulations;
3. FREESTYLE YOUTH. Any current member of USA Reining and USEF which is also designated as Junior or Youth may show in this class. See rules for Freestyle in USA Reining's Rules and Regulations.

RN105 Freestyle Reining

1. Reining maneuvers originated from moves that a cowhorse must use in performing its duties and have been refined to the high level of competition existing today. Freestyle Reining not only provides an opportunity to use these maneuvers creatively, but also to expand them to music by means of choreography. Riders are encouraged to use musical scores which permit them to show the athletic ability of the horse in a crowd appealing way.
2. USA Reining Rules and Regulations will apply except where the following rules pre-empt same.
3. Required maneuvers will be defined as follows:
 - a. A minimum of 4 consecutive spins to the right.
 - b. A minimum of 4 consecutive spins to the left.
 - c. A minimum of 3 stops.
 - d. A minimum of 1 lead change at the canter from right to left.
 - e. A minimum of 1 lead change at the canter from left to right.
4. Exhibitors will only be judged astride. Exhibitors are allowed to use two hands (as well as one or no hands) and any bit approved by USA Reining Rules and Regulations, including snaffle bits and bosals.
5. Failure to perform all the required maneuvers or failure to complete the performance within the time limit will result in a 0.
6. Additional maneuvers such as rollbacks, backups, speed variations, and non classical reining maneuvers such as half pass and side pass are appropriate in Freestyle and shall be given appropriate credit.
7. Additional repetitions of required maneuvers are appropriate, but will only add or subtract from the existing scores already given for the required maneuvers, not as additional scores.
8. Program Time Limit is a maximum of 4 minutes including any introductions. The time limit will be from the beginning of the music or from the beginning of the introduction (whichever is first) and will end with the music.

RN - REINING DIVISION

9. Costumes are permitted but not required. Emphasis is placed on performing the Reining maneuvers to music.
10. Props are permitted but at no time may hinder the judges' view of the horse. The use of props will not add to the score.
11. Judging of the Freestyle Reining.
 - a. Required maneuvers in Freestyle will receive a score based on technical merit from the technical judges utilizing judges score sheets specifically designed for the Freestyle.
 - b. Transitional maneuvers and other maneuvers not specified as Reining maneuvers will be evaluated and scored accordingly in a specified box and counted as a single maneuver score.
 - c. If an artistic impression judge is used, they must use the score sheet provided by USA Reining and are encouraged to include remarks regarding performance. In the event an artistic judge is not used, the technical judges will assess an artistic impression score in the box specified using a -2 to a +2 evaluation.
12. Two or more licensed Reining judges must be used in any Freestyle class that offers \$2000 or more in added money. As part of the overall score, each judge would weigh the artistic impression of the ride as 10% of the overall ride.
13. One judge (not to be an artistic impression judge) shall be designated as the tie breaker prior to the Freestyle class. In the event a tie still occurs (or the tie occurs with one judge), the technical merit scores will be tallied to break the tie. In the event a tie remains, the exhibitors tied will be declared co-champions.
14. Validating required maneuvers will be the responsibility of the judges. At least one scribe will be used to assist in verifying the required maneuvers for each horse as they are completed in the pattern.
15. Elimination rounds are to be used at the discretion of competition management and should use USA Reining patterns, USA Reining judging rules (found in the USA Reining Rules and Regulations) as applied to all classes, and USA Reining approved judges shall be used in any elimination round, just as they are in finals and single go-rounds. Elimination rounds may be held without music or costuming, but must allow the use of either one or two hands. The emphasis in the design of any eliminations should be on quality of competition.
16. Applause meters or Artistic impression judges should not represent more than 20% of the combined score and should only be used in conjunction with (minimum) two USA Reining approved judges. When used in scoring, the following formulas should be applied to properly weigh the scores according to the above percentage and still produce a comparable numerical score as when three judges are used.
 - a. Score for Judge 1 should be multiplied by 1.2
 - b. Score for Judge 2 should be multiplied by 1.2
 - c. Score for the Applause Meter should be multiplied by .6. All three scores should then be added to determine the final score for placing.
17. If an open Freestyle Reining class is offered a Youth and or Amateur Freestyle class may also be held. Competition Management shall reserve the right to run them concurrently or separately.
18. Competition Management shall reserve the right to rule on music or dress which may be inappropriate or offensive to the spirit and nature of the competition. Competition management may also determine the use of special lighting.
19. Equipment used in freestyle must adhere to the following standards:
 - a. All equipment must be non-abusive and humane based on Federation and USA Reining Rules and Regulations.
 - b. Any equipment not specifically covered by or in conflict with standard equipment guidelines must be non-abusive to the horse.

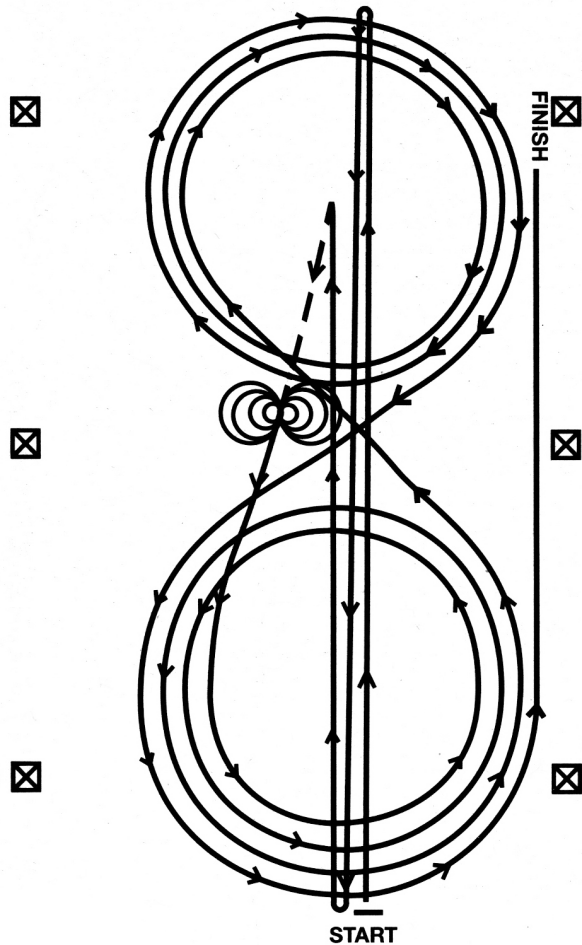
SUBCHAPTER RN-2 PATTERNS

RN106

1. The following patterns are to be worked as stated, not as drawn. The drawn pattern is just to give the general idea of what the pattern will look like in the arena.

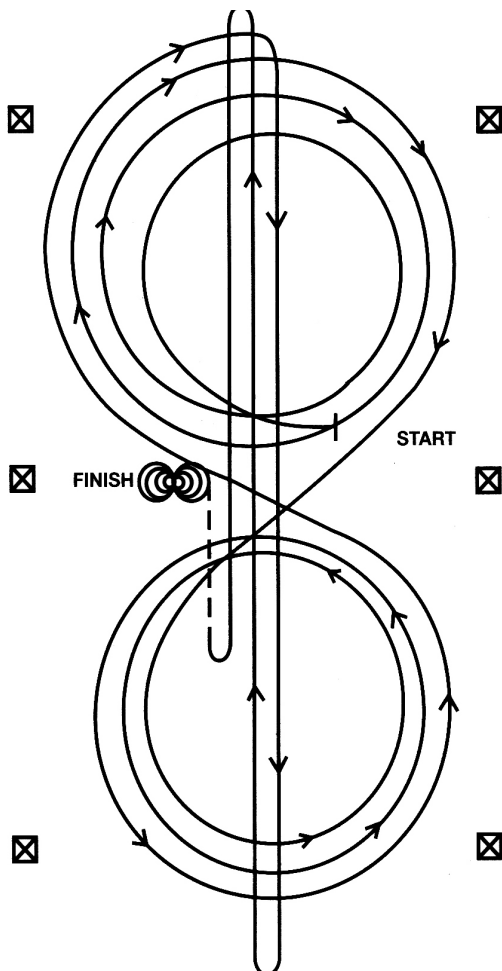
2. Markers will be placed on the wall or fence of the arena as follows:
 - a. at the center of the arena
 - b. at least 50' (15 meters) from each end wall.
3. Where designated in the Pattern for stops to be beyond a marker, the horse should begin his stop after he passes the specified marker.
4. Each pattern is drawn so that the bottom of the page represents the end of the arena entered by contestants and must be run as such. In the event that an arena has only one gate and it be in the exact middle of the side, that side shall represent the right side of the page the pattern is drawn on.
5. All horses will be judged immediately upon entering the arena and judging will cease after the last maneuver. Any fault incurred prior to the commencement of a pattern will be scored accordingly.
6. All judges' decisions are final.

PATTERN 1



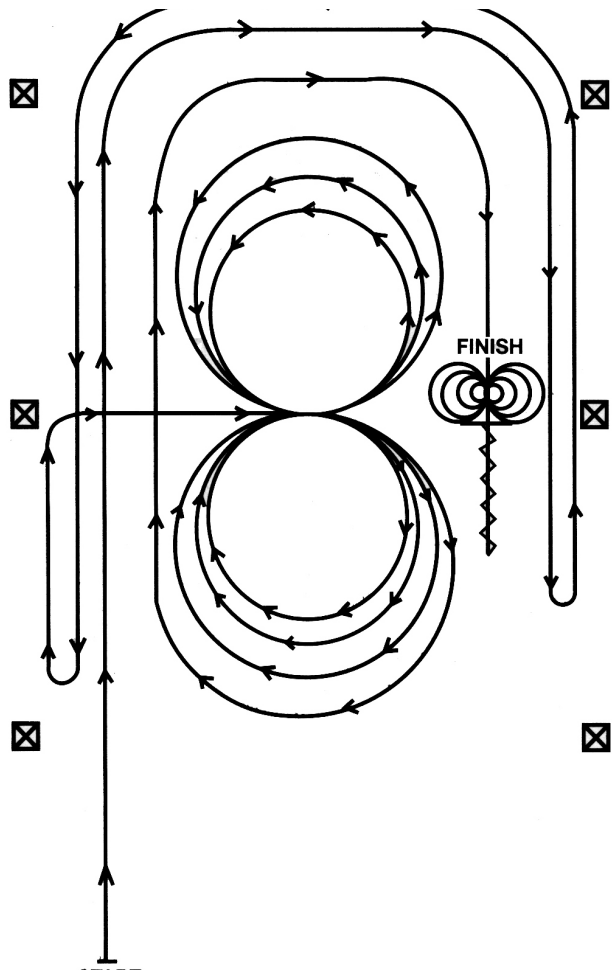
1. Run at speed to the far end of the arena past the end marker and do a left roll back—no hesitation.
2. Run to the opposite end of the arena past the end marker and do a right rollback—no hesitation.
3. Run past the center marker and do a sliding stop. Back up to center of the arena or at least ten feet (three meters). Hesitate.
4. Complete four spins to the right. Hesitate.
5. Complete four and one-quarter spins to the left so that horse is facing left wall of fence. Hesitate.
6. Beginning on the left lead, complete three circles to the left: the first circle large and fast; the second circle small and slow; the third circle large and fast. Change leads at the center of the arena.
7. Complete three circles to the right: the first circle large and fast; the second circle small and slow; the third circle large and fast. Change leads at the center of the arena.
8. Begin a large fast circle to the left but do not close this circle. Run straight up the side of the arena past the center marker and do a sliding stop at least twenty feet (six meters) from wall or fence. Hesitate to demonstrate the completion of the pattern. Rider must drop bridle to the designated judge or steward as designated by the judge.

PATTERN 2



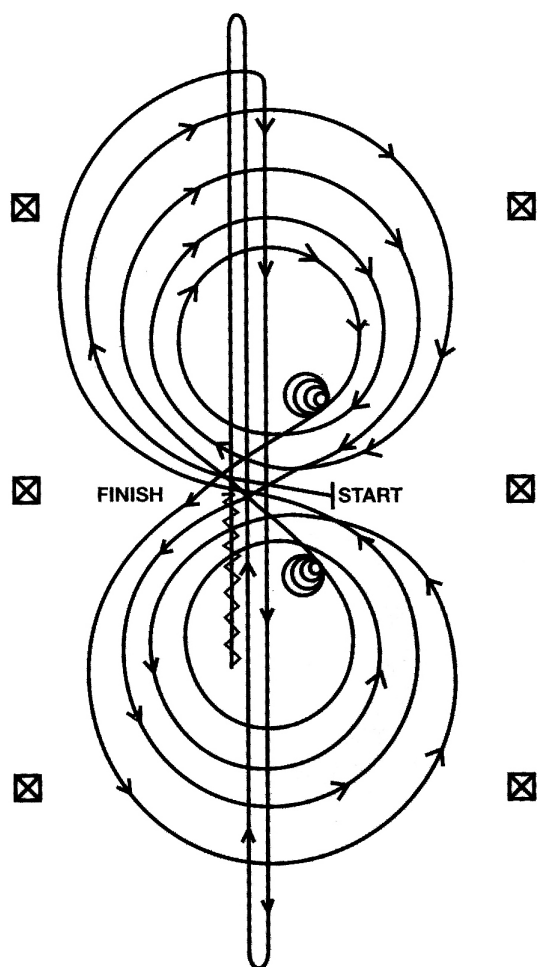
Horses may walk or trot to the center of arena. Horses must walk or stop prior to starting the pattern. Beginning at the center of the arena facing the left wall or fence.

1. Beginning on the right lead, complete three circles to the right: the first circle small and slow; the next two circles large and fast. Change leads at the center of the arena.
2. Complete three circles to the left: the first circle small and slow; the next two circles large and fast. Change leads at the center of the arena.
3. Continue around previous circle to the right. At the top of the circle, run up the middle to the far end of the arena past the end marker and do a right roll back—no hesitation.
4. Run up the middle to the opposite end of the arena past the end marker and do a left roll back—no hesitation.
5. Run past the center marker and do a sliding stop. Back up to the center of the arena or at least ten feet (three meters). Hesitate.
6. Complete four spins to the right. Hesitate.
7. Complete four spins to the left. Hesitate to demonstrate the completion of the pattern. Rider must drop bridle to the designated judge or steward as designated by the judge.

PATTERN 3

1. Beginning, and staying at least twenty feet from the walls or fence, lope straight up the left side of the arena, circle the top end of the arena, run straight down the opposite or right side of the arena past the center marker and do a left rollback—no hesitation.
2. Continue straight up the right side of the arena staying at least twenty feet from the walls or fence, circle back around the top of arena, run straight down the left side of the arena past the center marker and do a right rollback—no hesitation.
3. Continue up the left side of arena to the center marker. At the center marker, the horse should be on the right lead. Guide the horse to the center of the arena on the right lead and complete three circles to the right: the first two circles large and fast; the third circle small and slow. Change leads at the center of the arena.
4. Complete three circles to the left: the first two circles large and fast; the third circle small and slow. Change leads in the center of the arena.
5. Begin a large fast circle to the right but do not close this circle. Continue up the left side of the arena staying at least twenty feet (six meters) from the walls or fence, circle the top of the arena, run straight down the opposite or right side of the arena past the center marker and do a sliding stop. Back up at least ten feet (three meters). Hesitate.
6. Complete four spins to the right. Hesitate.
7. Complete four spins to the left. Hesitate to demonstrate completion of the pattern. Rider must drop bridle to the designated judge or steward as designated by the judge.

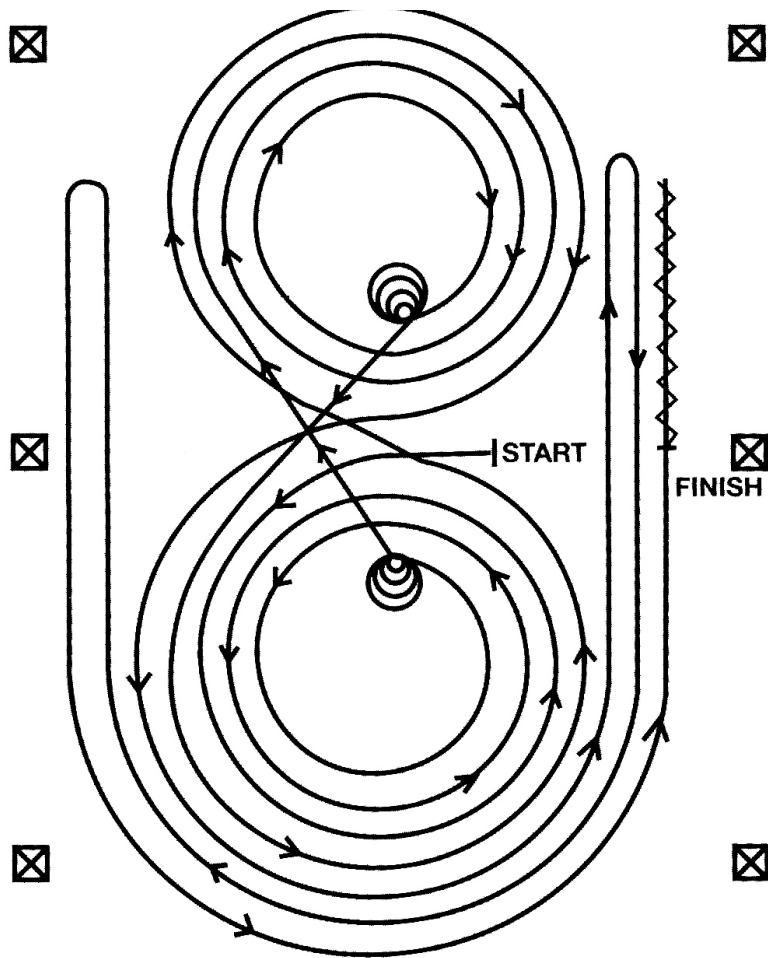
PATTERN 4



Horses may walk or trot to the center of arena. Horses must walk or stop prior to starting the pattern. Beginning at the center of the arena facing the left wall or fence.

1. Beginning on right lead, complete three circles to the right: the first two circles large and fast; the third circle small and slow. Stop at the center of the arena. Hesitate.
2. Complete four spins to the right. Hesitate.
3. Beginning on the left lead, complete three circles to the left: the first two circles large and fast; the third circle small and slow. Stop at the center of the arena. Hesitate.
4. Complete four spins to the left. Hesitate.
5. Beginning on right lead, run a large fast circle to the right, change leads at the center of the arena, run a large fast circle to the left, and change leads at the center of the arena (figure 8).
6. Continue around previous circle to the right. At the top of the circle, run down the middle to the far end of the arena past the end marker and do a right roll back—no hesitation.
7. Run up the middle to the opposite end of the arena past the end marker and do a left roll back—no hesitation.
8. Run past the center marker and do a sliding stop. Back up to the center of the arena or at least ten feet (three meters). Hesitate to complete demonstration of the pattern. Rider must drop bridle to the designated judge or steward as designated by the judge.

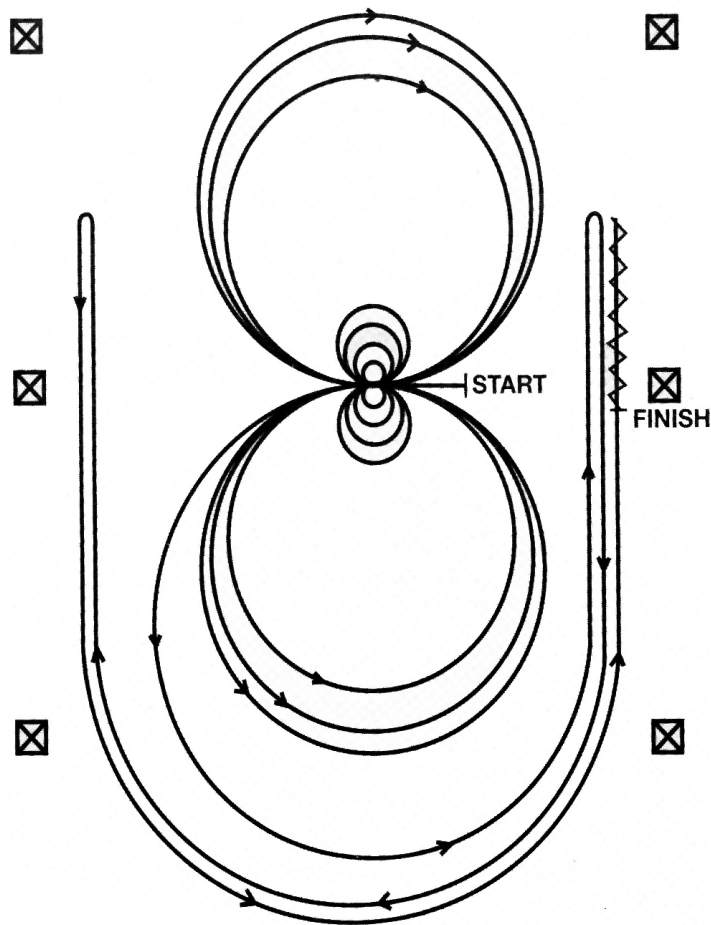
RN - REINING DIVISION
PATTERN 5



Horses may walk or trot to the center of arena. Horses must walk or stop prior to starting the pattern. Beginning at the center of the arena facing the left wall or fence.

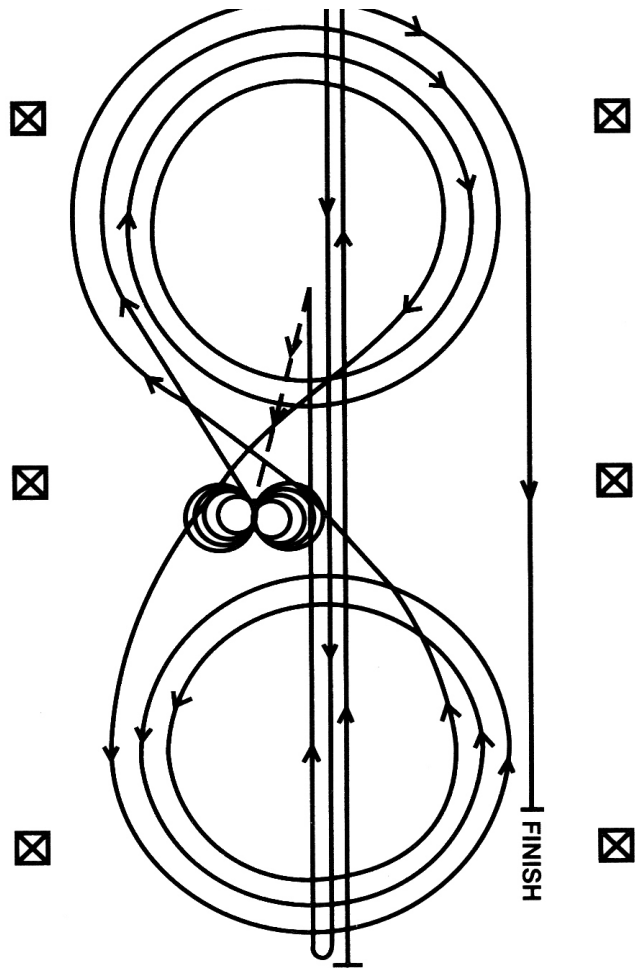
1. Beginning on the left lead, complete three circles to the left: the first two circles large and fast; the third circle small and slow. Stop at the center of the arena. Hesitate.
2. Complete four spins to the left. Hesitate.
3. Beginning on the right lead, complete three circles to the right: the first two circles large and fast; the third circle small and slow. Stop at the center of the arena. Hesitate.
4. Complete four spins to the right. Hesitate.
5. Beginning on left lead, run a large fast circle to the left, change leads at the center of the arena, run a large fast circle to the right, and change leads at the center of the arena (figure 8).
6. Continue around previous circle to the left but do not close this circle. Run up the right side of the arena past the center marker and do a right rollback at least twenty feet (six meters) from the wall or fence—no hesitation.
7. Continue around previous circle but do not close this circle. Run up the left side of the arena past the center marker and do a left rollback at least twenty feet (six meters) from the wall or fence—no hesitation.
8. Continue back around previous circle but do not close this circle. Run up the right side of the arena past the center marker and do a sliding stop at least twenty feet (six meters) from the wall or fence. Back up at least ten feet (three meters). Hesitate to demonstrate completion of the pattern. Rider must drop bridle to the designated judge or steward as designated by the judge.

PATTERN 6



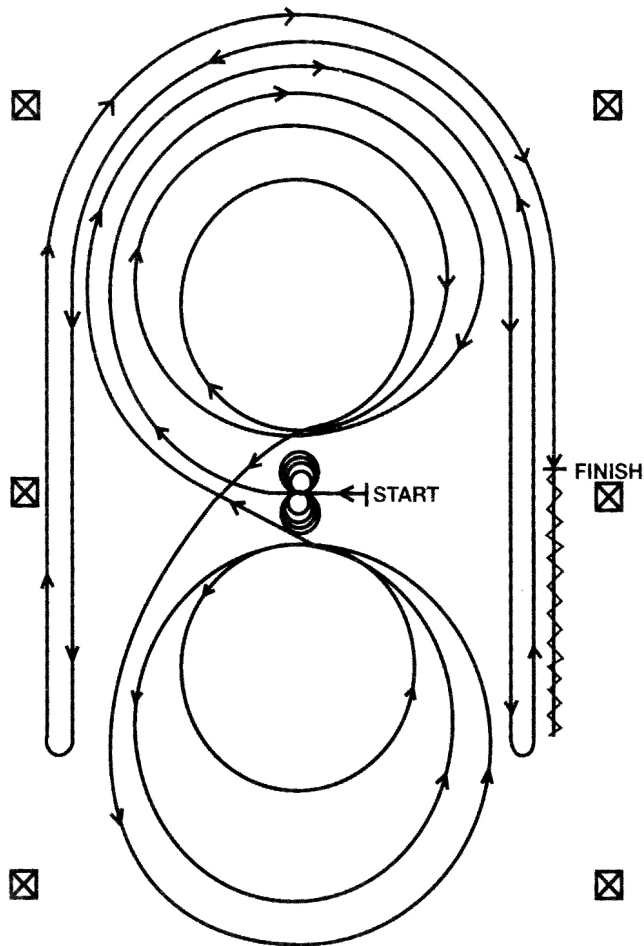
Horses may walk or trot to the center of arena. Horses must walk or stop prior to starting the pattern. Beginning at the center of the arena facing the left wall or fence.

1. Complete four spins to the right. Hesitate.
2. Complete four spins to the left. Hesitate.
3. Beginning on the left lead, complete three circles to the left: the first two circles large and fast; the third circle small and slow. Change leads at the center of the arena.
4. Complete three circles to the right: the first two circles large and fast; the third circle small and slow. Change leads at the center of the arena.
5. Begin a large fast circle to the left but do not close this circle. Run up the right side of the arena past the center marker and do a right rollback at least twenty feet (six meters) from the wall or fence—no hesitation.
6. Continue back around previous circle but do not close this circle. Run up the left side of the arena past center marker and do a left rollback at least twenty feet (six meters) from the wall or fence—no hesitation.
7. Continue back around previous circle but do not close this circle. Run up the right side of the arena past the center marker and do a sliding stop at least twenty feet (six meters) from the wall or fence. Back up at least ten feet (three meters). Hesitate to demonstrate the completion of the pattern. Rider must drop bridle to the designated judge or steward as designated by the judge.

PATTERN 7

1. Run at speed to the far end of the arena past the end marker and do a left rollback—no hesitation.
2. Run to the opposite end of the arena past the end marker and do a right rollback—no hesitation.
3. Run past the center marker and do a sliding stop. Back up to the center of the arena or at least ten feet (three meters). Hesitate.
4. Complete four spins to the right. Hesitate.
5. Complete four and one-quarter spins to the left so that horse is facing left wall or fence. Hesitate.
6. Beginning on the right lead, complete three circles to the right: the first two circles large and fast; the third circle small and slow. Change leads at the center of the arena.
7. Complete three circles to the left: the first two circles large and fast; the third circle small and slow. Change leads at the center of the arena.
8. Begin a large fast circle to the right but do not close this circle. Run straight down the right side of the arena past the center marker and do a sliding stop at least twenty feet (six meters) from the wall or fence. Hesitate to demonstrate the completion of the pattern. Rider must drop bridle to the designated judge or steward as designated by the judge.

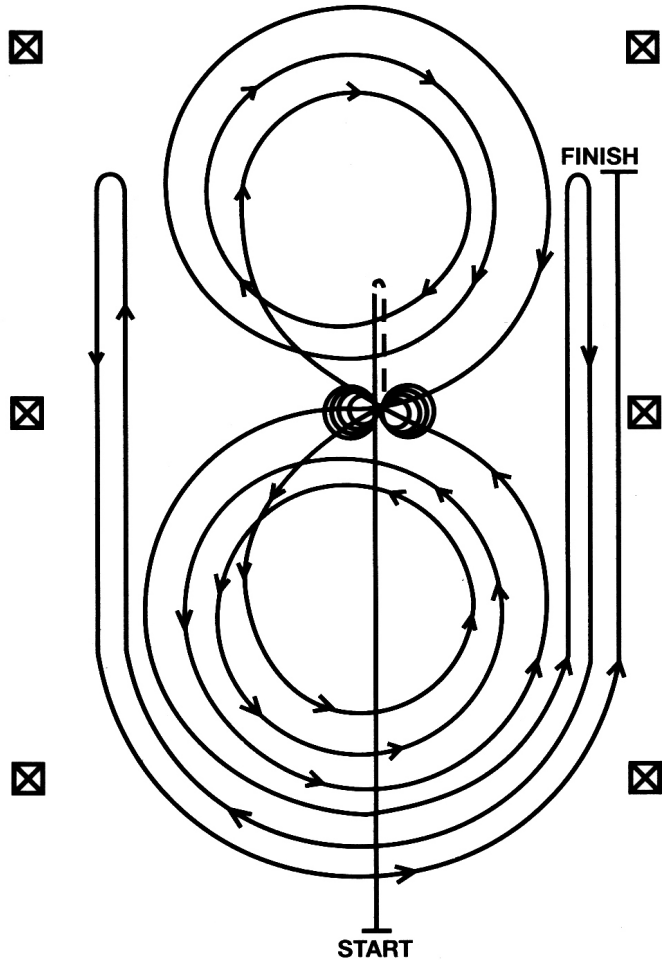
PATTERN 8



Horses may walk or trot to the center of arena. Horses must walk or stop prior to starting the pattern. Beginning at the center of the arena facing the left wall or fence.

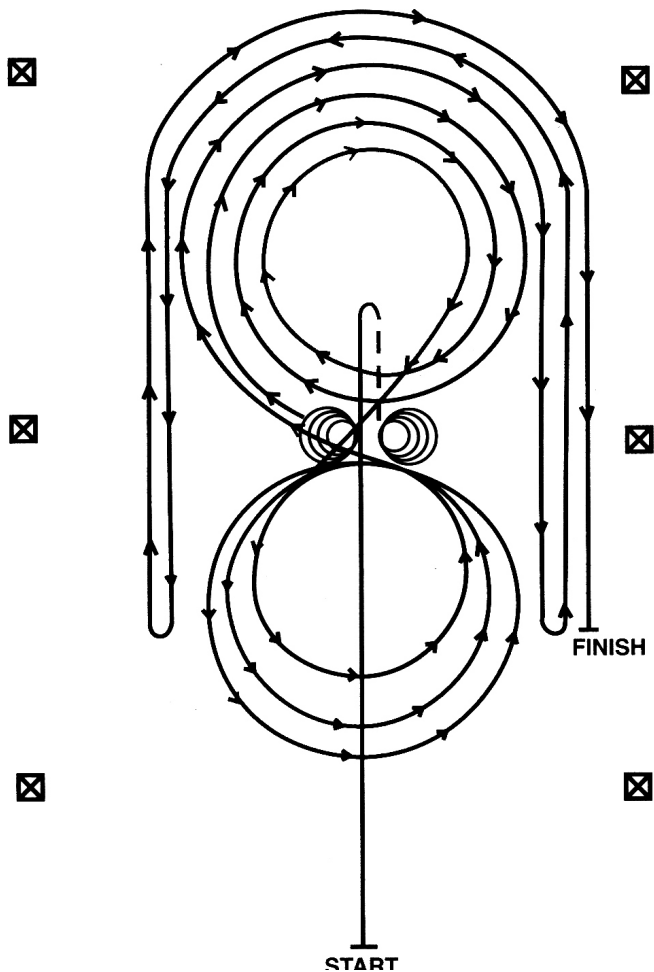
1. Complete four spins to the left. Hesitate.
2. Complete four spins to the right. Hesitate.
3. Beginning on the right lead, complete three circles to the right: the first circle large and fast; the second circle small and slow; the third circle large and fast. Change leads at the center of the arena.
4. Complete three circles to the left: the first circle large and fast; the second circle small and slow; the third circle large and fast. Change leads at the center of the arena.
5. Begin a large fast circle to the right but do not close this circle. Run straight down the right side of the arena past the center marker and do a left rollback at least twenty feet (six meters) from the wall or fence—no hesitation.
6. Continue back around the previous circle but do not close this circle. Run down the left side of the arena past the center marker and do a right rollback at least twenty feet (six meters) from the wall or fence—no hesitation.
7. Continue back around the previous circle but do not close this circle. Run down the right side of the arena past the center marker and do a sliding stop at least twenty feet (six meters) from the wall or fence. Back at least ten feet (three meters). Hesitate to demonstrate the completion of the pattern. Rider must drop bridle to the designated judge or steward as designated by the judge.

RN - REINING DIVISION
PATTERN 9



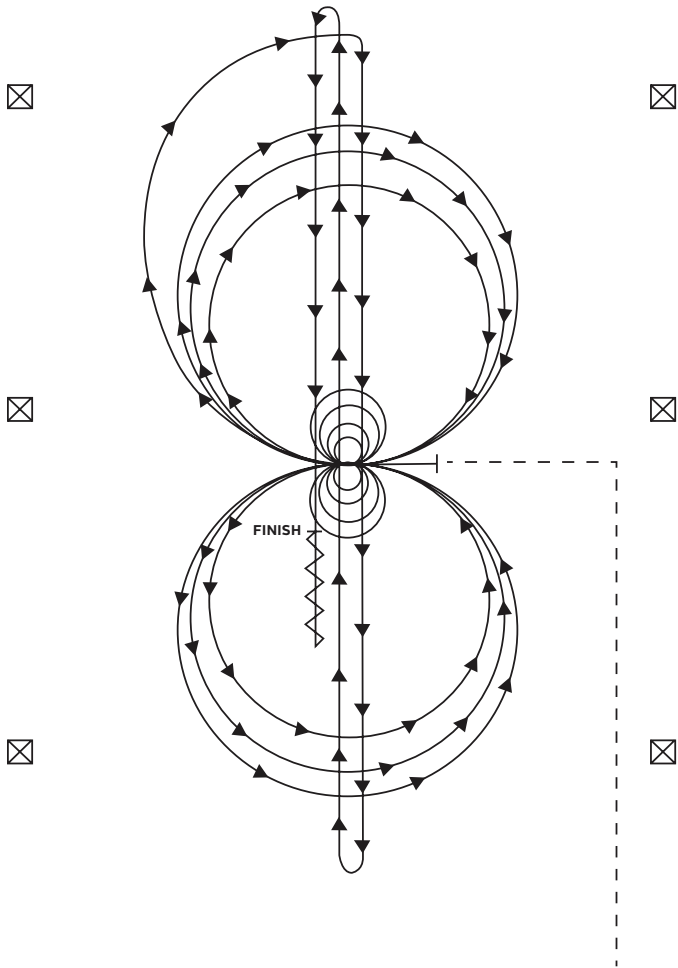
1. Run past the center marker and do a sliding stop. Back up to the center of the arena or at least ten feet (three meters). Hesitate.
2. Complete four spins to the right. Hesitate.
3. Complete four and one-quarter spins to the left so that horse is facing the left wall or fence. Hesitate.
4. Beginning on left lead, complete three circles to the left: the first circle small and slow; the next two circles large and fast. Change leads at the center of the arena.
5. Complete three circles to the right: the first circle small and slow; the next two circles large and fast. Change leads at the center of the arena.
6. Begin a large fast circle to the left but do not close this circle. Run up the right side of the arena past the center marker and do a right rollback at least twenty feet (six meters) from the wall or fence—no hesitation.
7. Continue back around the previous circle but do not close this circle. Run up the left side of the arena past the center marker and do a left rollback at least twenty feet (six meters) from the wall or fence—no hesitation.
8. Continue back around previous circle but do not close this circle. Run up the right side of the arena past the center marker and do a sliding stop at least twenty feet (six meters) from the wall or fence. Hesitate to demonstrate the completion of the pattern. Rider must drop bridle to the designated judge or steward as designated by the judge.

PATTERN 10



1. Run past the center marker and do a sliding stop. Back up to the center of the arena or at least ten feet (three meters). Hesitate.
 2. Complete four spins to the right. Hesitate.
 3. Complete four and one quarter spins to the left so that the horse is facing the left wall or fence. Hesitate.
 4. Beginning on the right lead, complete three circles to the right: the first two circles large and fast, the third circle small and slow. Change leads at the center of the arena.
 5. Complete three circles to the left: the first circle small and slow, the next two circles large and fast. Change leads at the center of the arena.
 6. Begin a large fast circle to the right but do not close this circle. Run down the right side of the arena past the marker and do a left roll back at least twenty feet (six meters) from the wall or fence—no hesitation.
 7. Continue back around the previous circle but do not close this circle. Run down the left side of the arena past the center and do a right roll back at least twenty feet (six meters) from the wall or fence—no hesitation.
 8. Continue back around previous circle but do not close this circle. Run down the right side of the arena past the center marker and do a sliding stop at least twenty feet (six meters) from the wall or fence. Hesitate to demonstrate completion of the pattern.
- Rider must drop the bridle to the designated judge or steward as designated by the judge.

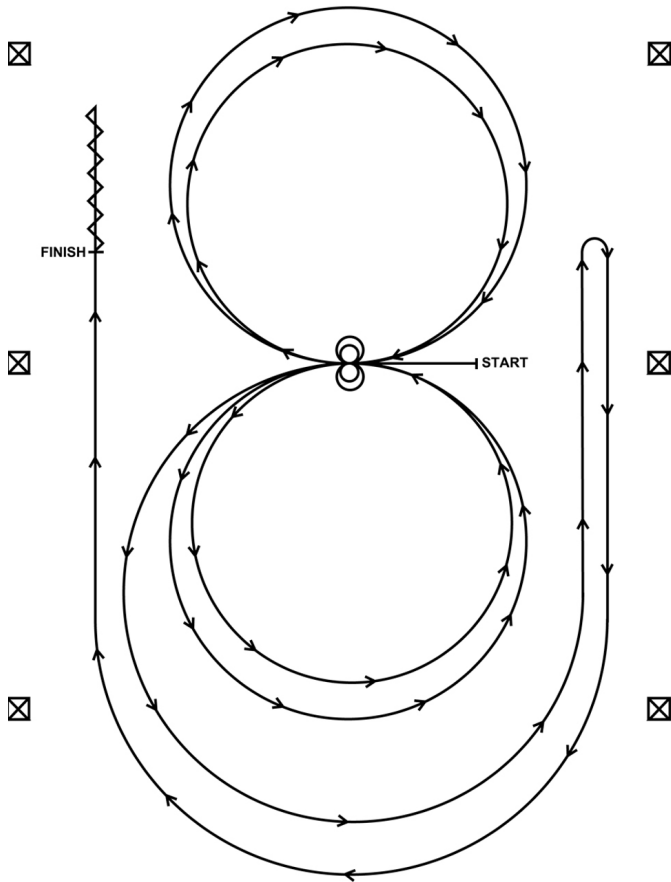
PATTERN 11



Horses must trot to the center of the arena. Horses must walk or stop prior to starting the pattern. Beginning at the center of the arena facing the left wall or fence.

1. Complete four spins to the left. Hesitate.
2. Complete four spins to the right. Hesitate.
3. Beginning on the right lead complete three circles to the right; the first circle small and slow; the next two circles large and fast. Change leads at the center of the arena.
4. Complete three circles to the left; the first circle small and slow; the next two circles large and fast. Change leads at the center of the arena.
5. Begin a large circle to the right, but do not close this circle. Run down the center of the arena past the end marker and do a right rollback - no hesitation.
6. Run up the middle to the opposite end of the arena past the end marker and do a left rollback - no hesitation.
7. Run past the center marker and do a sliding stop. Back up to the center of the arena or at least ten feet (three meters). Hesitate to demonstrate completion of the pattern.

PATTERN 12



To be used in breed restricted classes only (see relevant breed chapters).

Horses may walk or trot to the center of the arena. Horses must walk or stop prior to starting the pattern. Beginning at the center of the arena facing the left wall or fence.

1. Beginning on the left lead, complete two circles to the left. Stop at the center of the arena. Hesitate.
2. Complete two spins to the left. Hesitate.
3. Beginning on the right lead complete two circles to the right. Stop at the center of the arena. Hesitate.
4. Complete two spins to the right. Hesitate.
5. Beginning on the left lead, go around the end of the arena, run down the right side of the arena past center marker, stop and roll back right.
6. Continue around the end of the arena to run down the left side of the arena past the center marker. Stop. Back up.

CHAPTER RD ROADSTER DIVISION

SUBCHAPTER RD-1 GENERAL QUALIFICATIONS

RD101 Eligibility

RD102 Type and Conformation

RD103 Gait Requirements

SUBCHAPTER RD-2 SHOWING PROCEDURES

RD104 General

RD105 Appointments Classes

RD106 Appointments

RD107 Division of Classes

SUBCHAPTER RD-3 CLASS SPECIFICATIONS

RD108 General

RD109 Roadster Horse to Bike

RD110 Pairs

RD111 Roadster Horse Under Saddle Open/Amateur

RD112 Roadster Horse to Wagon

RD113 Roadster Ponies

CHAPTER RD ROADSTER DIVISION

SUBCHAPTER RD-1 GENERAL QUALIFICATIONS

RD101 Eligibility

1. Roadster Horses: In order to compete all horses must be a Standardbred or Standardbred type. Registration is not required. **Roadster Ponies are not permitted to compete in Roadster Horse classes. BOD 1/15/16 Effective 2/1/16**
2. Roadster Ponies: Registration is not required for ponies competing in the Roadster division. Ponies may not be shown in a performance class unless the owner possesses a current Measurement Card or valid Measurement Form issued by the Federation (see GR502). All Roadster Ponies must be re-measured and issued new measurement cards prior to competing in licensed competitions for the year 2004 and beyond.
3. Membership Requirements.
 - a. Owners and trainers of roadster ponies participating at Federation licensed competitions in the Roadster Division must be current members in good standing with either the American Road Horse and Pony Association or the American Hackney Horse Society.
 - b. Owners, riders, drivers, and trainers of horses participating at Federation licensed competitions in the Roadster Division must be current members in good standing with the American Road Horse and Pony Association.
 - c. Originals or copies of the above listed membership cards must be provided to the competition unless at its discretion the membership can be confirmed electronically with either the AHHS or the ARHPA office.
 - d. Lessees are considered owners in connection with these membership requirements. In the event of an entry under multiple ownership, only one owner need be a member of the required organization.

RD102 Type and Conformation

1. The Roadster should be attractive in appearance, balanced in conformation and must have manners which make a safe risk in the ring.
2. The Roadster should have a well chiseled head, smart ears, be fine in the throat latch, with a fine neck; should show depth through his chest, a good shoulder and good withers; well coupled, with short back and well proportioned hindquarters; should be a good full-made horse over hips; should stand well on legs and have good flat bone. The Roadster should have a full mane and tail; may be of any color. The tail should be carried outright.
3. There are three types of Roadsters for competition-those suitable for bike, under saddle and road wagon. Occasionally there are horses or ponies that are suitable for all purposes.
 - a. Bike: Roadsters in the Bike sections are able to strongly perform three distinct speeds at the trot while maintaining their form and have the look of a refined race horse or pony.
 - b. Under Saddle: Horses competing under saddle should be pretty and have the natural ability to carry their head high.
 - c. Wagon: Usually the Wagon Roadster will have more scale and height than the Bike Roadster. Roadsters in the Wagon sections must have the strength to comfortably pull a wagon without losing form. Typical Roadsters in the Wagon sections are good looking horses or ponies that compliment the appointments of the wagons.

RD103 Gait Requirements

The principal gait assignment for Roadsters is the trot. They shall be asked to trot at three different speeds; the jog-trot, the Road Gait and then at full speed. At all speeds they should work in form; that is their chins set and their legs working beneath them, going collectedly. At the trot a horse whose action features folding of the knees, flexing of hocks, with straight true action of front legs and with hocks carried close together and with motions coordinated, is executing a balanced trot. Long sprawling action in front, dragging or trailing hind legs and straddle gaited action behind makes a balanced trot impossible. Animation, brilliance and competition ring presence should characterize the

RD - ROADSTER DIVISION

Roadster in working at a jog-trot or Road Gait. When asked to drive on, the horse must show speed and go in form. Pacey gaited or mixey gaited horses that pace and rack the turns or break and run on the turns shall be penalized. Judges must emphasize that Roadsters are to be shown at three distinct speeds. Exhibitors executing gaits not called for must be penalized.

SUBCHAPTER RD-2 SHOWING PROCEDURES

RD104 General

1. Roadsters must enter the ring clockwise at a jog-trot then show at the Road Gait; turn counter clockwise at the jog-trot, show at the Road Gait and then trot at speed. Judges must emphasize that Roadsters are to be shown at three distinct speeds.
2. It is very important to emphasize that Roadster horses must trot solidly down the straight away as well as around the turns. Horses should be shown on the rail at all times except when passing and should go to the far end of every corner without side reining; should be light mouthed, capable of being taken up at any time, and stand well when being judged in the center of the ring.
3. Any driver, rider, horse or pony in the Roadster division exhibiting inappropriate or dangerous behavior or whose actions would in any way threaten the safety of any other exhibitor, their entries or the safety of class officials will be ordered from the ring. (See GR1033.11 and .12)
4. Performance at all three gaits must be judged. In the event of a workout, entries chosen must be worked both ways of the ring, as in the original routine.
5. When horses are lined up, no attendant is permitted and driver shall not leave his vehicle except for necessary adjustments. He may, however, uncheck and stand at horse's head when left in the center of the ring while a part of the class is on the rail for a workout. During the line-up, headers are permitted in Amateur, Ladies Amateur, and Juvenile Road Horse classes. The header must not touch the entry except for safety reasons. During a workout the header may uncheck and hold the entry. However, when the workout is over the horse must be rechecked and the attendant must move away from the horse. The attendant must take no action that would affect the performance of any animal.
6. An exhibitor is entitled to request only one time-out per class. (See GR833).
7. Championships. Championship classes are judged in the same manner as the qualifying classes. Saddle classes do not qualify a horse for Bike or Wagon Championships. Wagon classes will qualify for a Bike Stake if a Wagon Stake is not offered. In Amateur Championships, to bike or wagon, if qualifying classes are offered the horse must have been qualified by an Amateur in one other Amateur Bike or Wagon Class. Exception: Lady Amateurs may qualify for the Amateur Championship if they enter and show in a Ladies bike or wagon class.
8. In the Roadster Division a class is considered completed when the class has been judged according to the rules and the judges have turned in their cards. In qualifying classes the judge's cards must be turned in before an entry is qualified to show in the Championship class.

RD105 Appointments Classes

1. Entries shall be shown to a Road Wagon. They shall be well mannered with extreme brilliance, style and ring presence. Outstanding conformation and quality are required. A bold and classy trot with action is to be shown at all gaits when requested. Entries should be well broken and mannered when lined up for judging.
2. Required appointments will include the following items: rasp, scrapper, hoof pick, screwdriver, farrier's knife, farrier's hammer, knife, goggles, matches, washers, spool wire, wrench, wire pliers, nippers, punch, oil can, horse shoes, horse shoe nails, blanket pins, whisk broom, flask, cooler, halter, rain coat/cover, curry comb, brush, lead strap, clock, and light. Protective headgear may be worn without penalty. (See GR801.4)

RD106 Appointments

1. Harness.
 - a. Blinkers of square pattern, snaffle bit and attached overcheck-rein; breast collar with straight-flaps, with traces made round with flat ends; (for pairs, collars of the English pattern are used); martingale are required. Breechings must be used in all Wagon classes. Reins to be leather and made round up to the hand pieces. Protective boots on front feet are allowed.
 - b. In Roadster Horse to Bike and Roadster Horse to Wagon classes (not Roadster Pony classes) the overcheck must remain attached to the water hook until class is tied. In the event that the check breaks or comes off, the entry must use a timeout in accordance with GR833 to reattach the check. If the check breaks or comes off a second time the horse must not be allowed to continue performing unchecked and must be excused from the ring by the judge(s). If a horse is excused under these circumstances they will be qualified for the championship in accordance with GR809.3.
2. Vehicles. Roadsters shall be shown to a Bike, Road Wagon or Buggy of Caffrey style. All vehicles should be of good appearance and stability. Horse Bikes must be of standard size of at least 48" width with a double seat.
3. Attire.
 - a. In Bike or Under Saddle classes, exhibitor shall wear stable colors, cap (or protective headgear, see RD106.4) and jacket to match.
 - b. In Road Wagon classes exhibitors shall wear a business suit with a hat of choice. The exhibitor's number must be worn on the back of the driver.
 - c. Electronic communication devices used for purposes of coaching, etc., between competitors and individuals outside the ring shall be prohibited in all classes in the Roadster Division.
 1. Exhibitors with a permanent hearing impairment are permitted to use an electronic communication device upon submission of a written certification from a treating medical professional's office certifying the permanent hearing impairment and certifying the requirement of an electronic communication device. The medical certification must be provided to the competition Steward within a reasonable time prior to competing who shall attach a copy to the Steward report.
 2. An exhibitor with a disability (other than hearing) will be provided reasonable accommodation upon submission of a written certification from a treating medical professional's office certifying the disability and identifying the accommodation necessary for the exhibitor to compete safely. The medical certification must be provided to the competition Steward within a reasonable time prior to competing who shall attach a copy to the Steward report. .
4. Except as may otherwise be mandated by local law, protective headgear is strongly recommended for everyone showing in any class in the Roadster Division as outlined in GR801.4, .7 and .8. Except as may otherwise be mandated by local law, while riding or driving anywhere on the competition grounds, all juniors riding or driving in Roadster to Bike or Roadster Under Saddle classes must wear properly fitting protective headgear which passes or surpasses ASTM (American Society for Testing and Materials)/ SEI (Safety Equipment Institute) standards for equestrian use and carries the SEI tag as specified in GR801. Harness must be secured and properly fitted. A matching cover may be worn over the protective headgear or the protective headgear may be painted in matching stable colors.
5. Horses and ponies must be serviceably sound and shown without artificial appliances (e.g., wired ears, chains, shackles, draw reins, kicking strap, conspicuous wire cavessons) except boots and inconspicuously applied tail switch or brace.

RD107 Division of Classes

1. If there are more than 12 entries in any Road Horse class it must be split. (Exception: The Road Horse USTA

RD - ROADSTER DIVISION

Classic class and all Youth Road Horse classes must be split if there are more than 10 entries.) If the Road Horse USTA Class requires a split, the split must be posted no later than 2 hours following the deadline for declaring intent to show.

2. If there are more than 15 entries in any Road Pony class, it must be split. It is recommended that the class be divided into separate sections by selecting every other number on the list of entries with separate prize money.
3. It is recommended that classes for junior exhibitors be divided by age of driver and a Junior Exhibitor Championship be offered.
4. Exhibitors who fail to officially scratch an entry from a class two hours prior to the start of a session that is subsequently divided will be fined an amount not to exceed \$100 per horse per class payable to the competition. Notification of intent to divide must be made to exhibitors one hour prior to the start of the session. The division of entries must be posted in the competition office and announced over the public address system or listed in the program.
5. Total prize money may be divided and the notification of the division must be publicly announced at least one hour prior to the start of the session.

SUBCHAPTER RD-3 CLASS SPECIFICATIONS

RD108 General

1. Stallions are prohibited in Ladies, Youth and Junior Exhibitor classes. Classes may be divided according to sex.
2. In Roadster Horse classes, if no Youth Amateur qualifying classes are offered, then youth amateurs 15 years of age or older may enter Amateur, Open, Ladies, or Gentlemen's qualifying classes. If no Youth Amateur championship class is offered, then youth amateurs 15 years of age or older may enter the Amateur Championship. Youth Amateurs 15 years of age or older may only compete in Open Championship classes if no other championship is offered at that particular competition. The use of protective headgear is required of Youth Amateurs in these classes. (See GR801.4, .7, and .8 regarding protective headgear.)
3. In Roadster Pony classes, if no Junior Exhibitor Championship is offered at the competition, ponies shown in Junior Exhibitor classes are eligible for the Amateur Championship. If an Amateur Championship is not offered, ponies shown in junior exhibitor classes are eligible for the Open Championship. Junior Exhibitors are allowed to show in Open Roadster Pony to Wagon classes and amateur or open Roadster Pony to Bike classes if Junior Exhibitor or Amateur classes are not offered. The use of protective head gear is required by Junior Exhibitors in these classes.
3. A maiden/novice/limit Roadster is a horse or pony that has not won one/three/six first place ribbons respectively. (See GR135 .8 and .9) Ribbons won within one section of the Roadster division do not count in the reckoning of Maiden, Novice or Limit status if the animal competes in a different section (e.g. Bike to Wagon, Saddle to Bike, etc.).

RD109 Roadster Horse to Bike

1. OPEN OR OPEN CHAMPIONSHIP. To be shown first at a jog-trot and road gait, then reversed and shown at a jog-trot, road gait and then at speed. To be judged on performance, speed, quality and manners.
2. AMATEUR OR AMATEUR CHAMPIONSHIP. To be shown first at a jog-trot and road gait, then reversed and shown at a jog-trot, road gait and then at speed. To be judged on manners, performance, speed and quality.
3. LADIES OR LADIES CHAMPIONSHIP. To be shown first at a jog-trot and road gait, then reversed and shown at a jog-trot, road gait and then at speed. To be judged on manners, performance, quality and speed. Suitable for and driven by a Lady.
4. YOUTH AMATEUR. Manners for the horse will be emphasized as a major requirement to ensure safety. Judges must immediately excuse any horse that acts as if he may be more horse than the driver can handle. Protective headgear is required. See GR801.4, .7 and .8. Age of the exhibitor will be 15-21. Classes containing more than

10 entries will be split. Headers will be allowed for these classes. To be shown first at a jog-trot and road gait, then reversed and shown at a jog-trot, road gait and then at speed. To be judged on manners, performance, quality and speed.

5. YOUTH CHAMPIONSHIP. To be eligible horses must have been entered shown and judged in a qualifying Youth class. Manners for the horse will be emphasized as a major requirement to ensure safety. Judges must immediately excuse any horse that acts as if he may be more horse than the driver can handle. Protective headgear is required. See GR801.4, .7 and .8. Age of the exhibitor will be 15-21. Classes containing more than 10 entries will be split. Headers will be allowed for these classes. To be shown first at a jog-trot and road gait, then reversed and shown at a jog-trot, road gait and then at speed. To be judged on manners, performance, quality and speed.
6. MAIDEN/NOVICE/LIMIT. (See GR135.8 and RD108.3) To be shown first at a jog-trot and road gait, then reversed and shown at a jog-trot, road gait and then at speed. To be judged on performance, speed, quality and manners.
7. UNITED STATES TROTTING ASSOCIATION ROADSTER CLASSIC. Open to Standardbreds registered with the USTA or SC. In order to be eligible, a copy of the registration papers must accompany the entry and the ownership must be both updated and correct prior to the nomination closing date. Horse cannot have been shown in any Roadster Class prior to the post entry date of the preceding year's Kentucky State Fair Horse Show. Horse owner must be current member of both the United States Trotting Association (USTA) and the American Road Horse and Pony Association (ARHPA). Horses will be inspected at the competition for proper identification prior to the class. Driver must be a member of the ARHPA. To be shown first at a jog-trot and road gait, then reversed and shown at a jog-trot, road gait and then at speed. To be judged on performance, speed, quality and manners. For complete details on this class contact ARHPA.

RD110 Pairs

To be shown to Wagon first at a jog-trot, and road gait, then reversed and shown at a jog-trot, road gait and then at speed. To be judged on performance, speed, quality, manners, style and appointments.

RD111 Roadster Horse Under Saddle

1. To be shown under English saddle, martingale, open bridle with snaffle bit, single or double rein. Protective boots are allowed on front feet.
2. Rider to wear stable colors, jacket and cap to match. **Protective headgear is required for riders 15-21 years of age.**
3. **YOUTH AND YOUTH CHAMPIONSHIP. Riders to be 15-21 years of age. To be shown first at a jog-trot and road gait, then reversed and shown at a jog-trot, road gait, and then at speed. Headers will be allowed for these classes. To be judged on manners, performance, quality and speed. Manners for the horse will be emphasized as a major requirement to ensure safety. Judges must immediately excuse any horse that acts if he may be more horse than the rider can handle. Protective headgear is required. See GR801.4, .7 and .8. BOD 1/16/16 Effective 4/1/16**
1. OPEN OR OPEN CHAMPIONSHIP. To be shown first at a jog-trot, and road gait, then reversed and shown at a jog-trot, road gait and then at speed. To be judged on performance, speed, quality and manners.
2. AMATEUR OR AMATEUR CHAMPIONSHIP. To be shown first at a jog-trot, road gait, then reversed and shown at a jog-trot, road gait and then at speed. To be judged on manners, performance, speed and quality.
3. ROADSTER UNDER SADDLE CHAMPIONSHIP. To be eligible horses must be entered, shown and judged in any other Roadster Under Saddle class in this section. To be shown first at jog-trot, and road gait, then reversed and shown at a jog-trot, road gait and then at speed. To be judged on performance, speed, quality and manners.

RD112 Roadster Horse to Wagon

1. OPEN OR OPEN CHAMPIONSHIP. To be shown first at a jog-trot and road gait, then reversed and shown at a jog-trot, road gait and then at speed. To be judged on performance, speed, quality and manners.
2. AMATEUR OR AMATEUR CHAMPIONSHIP. To be shown first at a jog-trot and road gait, then reversed and shown

RD - ROADSTER DIVISION

at a jog-trot, road gait and then at speed. To be judged on manners, performance, speed and quality.

3. APPOINTMENT CLASS (OPEN, AMATEUR, OPEN CHAMPIONSHIP, OR AMATEUR CHAMPIONSHIP). To be shown first at a jog-trot and road gait, then reversed and shown at a jog-trot, road gait and then at speed. To be judged on manners, performance, speed and quality. Required appointments will include the following items: rasp, scrapper, hoof pick, screwdriver, farrier's knife, farrier's hammer, knife, goggles, matches, washers, spool wire, wrench, wire pliers, nippers, punch, oil can, horse shoes, horse shoe nails, blanket pins, whisk broom, flask, cooler, halter, rain coat/cover, curry comb, brush, lead strap, clock, and light.

RD113 Roadster Ponies.

1. Classes for Roadster ponies to Bike are restricted to ponies 13 hands (52" and under). If entries warrant two sections may be offered: a) Roadster Ponies to Bike 50" and under;
b) Roadster Ponies to Bike over 50" but not to exceed 52". If two sections are offered, competition management may offer a championship/stake for each section. In Under Saddle classes and Roadster Pony to Wagon classes entries may not exceed 54". Ponies may not be shown in a performance class unless the owner possesses a current Measurement Card or valid Measurement Form issued by the Federation (see GR502).
2. All Roadster Ponies must be re-measured and issued new measurement cards prior to competing in licensed competitions for the year 2004 and beyond. In all Roadster pony championship/stake classes (except Junior Pony sections) at selected USEF competitions which will be notified in writing by USEF, the first place and fourth place ponies must allow a heel measurement to be taken immediately following the class to verify the heel measurement is at or below what is indicated on the current measurement card. The heel measurement will be taken by the competition steward at a location determined by the measuring official and competition management. The heel measurement must be taken from the left bulb of the left front heel, from the skin line on the lower side of the coronary band with the ruler perpendicular to the flat surface. It is the trainer's or driver's decision and responsibility to determine if the pony will be hitched or unhitched for this measurement. If the heel measurement is higher than the measurement on the pony's USEF measurement card, an overall height measurement must be performed by two measuring officials (See GR502.4) no later than one hour following the end of the session at the designated location. Any entry that exceeds the legal height limit will forfeit winnings in that class. In the event there are fewer than four ponies in a class, the pony occupying the final placing will be measured. In the event of an emergency and the steward is unavailable to take the heel measurement immediately, competition management must appoint a representative to remain with the pony until the heel measurement can occur.
3. During the line up in classes restricted to Junior Exhibitors and Amateurs, one attendant is permitted to head the pony. The attendant must not touch the entry except for safety reasons. During a workout the attendant may uncheck and hold the entry. However, when the workout is over the pony must be rechecked and the attendant must move away from the pony. The attendant must take no action that would affect the performance of any animal.
4. Roadster Pony classes may be judged by judges licensed in the Hackney Pony Division. In all Ladies, Amateur, and Junior Exhibitor roadster pony classes, the judge(s) must walk the line up. If a judging panel is being used to officiate these classes, all judges must comply with this rule.
5. If no Junior Exhibitor qualifying or championship classes are offered at a competition, then junior exhibitors may enter the Amateur or Ladies qualifying or championship classes but protective headgear is required (See GR801.4, .7 and .8). If an amateur championship is not offered, ponies shown in junior exhibitor classes are eligible for the open championship. Junior Exhibitors are allowed to show in Open Roadster Pony to Wagon classes and amateur or open Roaster Pony to Bike classes if Junior Exhibitor or Amateur classes are not offered. The use of protective headgear is required by Junior Exhibitors in these classes.
6. Roadster ponies shall enter the ring in a clockwise manner and be shown first at a jog-trot and road gait, then

reversed and shown at a jog-trot, road gait, and then at speed.

7. SINGLE ROADSTER PONY, OPEN, LIMIT, NOVICE, JUNIOR (4 years old & under) TO BIKE. To be judged on performance, speed, quality and manners.
8. SINGLE ROADSTER PONY JUNIOR EXHIBITOR, AMATEUR OR LADIES TO BIKE. To be judged on suitability, manners, performance, speed and quality.
9. SINGLE ROADSTER PONY JUNIOR EXHIBITOR, AMATEUR OR LADIES CHAMPIONSHIP TO BIKE. To be eligible ponies must be entered, shown by a Junior Exhibitor, Amateur or Lady and judged in any qualifying class having the same judging specifications. If an amateur ladies class is not offered, amateur ladies showing in the open ladies class will be qualified for the amateur championship. To be judged on suitability, manners, performance, speed and quality.
10. SINGLE ROADSTER PONY CHAMPIONSHIP TO BIKE. To be eligible ponies must be entered, shown and judged in another class in harness in this division. To be shown to a bike. To be judged on performance, speed, presence, quality, conformation and manners.
11. JUNIOR EXHIBITOR ROADSTER PONY UNDER SADDLE (54 inches and under). To be shown under English saddle, full martingale, open bridle with snaffle bit, single or double rein and protective boots. Rider to wear stable colors, jacket and protective headgear to match. To be judged on manners, performance, speed, quality and suitability of rider to pony. Saddle classes do not qualify a pony for harness championships.
12. SINGLE ROADSTER PONY TO WAGON (54 inches and under). To be judged on performance, speed, quality and manners. Exhibitors shall wear a business suit with a hat of choice. Breeching is required in all wagon classes. If no championship is offered for this class it shall be considered as a qualifying class for the Single Roadster Pony to Bike Championship as long as the pony qualifies under the Roadster to Bike height restrictions (See RD114.1).
13. ROADSTER PONY COMBINATION. Open to Junior Exhibitors. Ponies first to be shown both directions of the ring as a Roadster pony to bike. Competitors will be called to the line up, ponies unhooked and saddled, then returned to the rail to be shown under saddle at the required gaits. Two attendants per entry are allowed to assist the changing of tack. If bridle is changed, harness bridle must not be removed prior to the pony being completely unhooked from the bike. Ponies must be shown by the same rider and driver. In both segments of the class, ponies to be shown first at a jog-trot and road gait, then reversed and shown at a jog-trot, road gait, and then at speed. To be judged on manners, performance, speed, and quality.

CHAPTER SB AMERICAN SADDLEBRED HORSE DIVISION

SUBCHAPTER SB-1 GENERAL QUALIFICATIONS

SB101 Eligibility

SB102 Type and Conformation

SB103 General

SB104 Appointments

SB105 Stripping

SB106 Judging Criteria

SB107 Line Up

SB108 Qualifying Classes and Specifications

SB109 Championships

SB110 Stakes

SB111 Division of Classes

SB112 Scratches

SUBCHAPTER SB-2 DESCRIPTION OF GAITS

SB113 General

SB114 Walk

SB115 Trot

SB116 Canter

SB117 Slow Gait

SB118 Rack

SUBCHAPTER SB-3 PERFORMANCE, FINE HARNESS

SB119 General

SB120 Appointments

SB121 Gait Requirements

SB122 Line Up

SB123 Ring Attendants

SB124 Awards

SB125 Classes Offered and Specifications

SUBCHAPTER SB-4 PERFORMANCE, FIVE-GAITED

SB126 General

SB127 Appointments

SB128 Gait Requirements

SB129 Classes Offered and Specifications

SUBCHAPTER SB-5 PERFORMANCE, THREE-GAITED.

SB130 General

SB131 Appointments

SB132 Gait Requirements

SB133 Classes Offered and Specifications

SUBCHAPTER SB-6 PARK.

- SB134 Description and Eligibility
- SB135 Appointments
- SB136 Gait Requirements
- SB137 Classes Offered and Specifications

SUBCHAPTER SB-7 PLEASURE—GENERAL

- SB138 Introduction
- SB139 Ineligibility
- SB140 Appointments, Tails
- SB141 Artificial Appliances
- SB142 Showing
- SB143 Specialty Classes
- SB144 In-Hand Classes
- SB145 Division of Classes
- SB146 Headers

SUBCHAPTER SB-8 ENGLISH SHOW PLEASURE

- SB147 General
- SB148 Appointments
- SB149 Gait Requirements
- SB150 Judging
- SB151 Classes Offered and Specifications

SUBCHAPTER SB-9 ENGLISH COUNTRY PLEASURE

- SB152 General
- SB153 Appointments
- SB154 Gait Requirements
- SB155 Judging
- SB156 Classes Offered and Specifications

SUBCHAPTER SB-10 WESTERN

- SB157 General
- SB158 Appointments
- SB159 Gait Requirements
- SB160 Judging
- SB161 Classes Offered and Specifications

SUBCHAPTER SB-11 HUNTER COUNTRY PLEASURE

- SB162 General
- SB163 Appointments
- SB164 Gait Requirements
- SB165 Judging
- SB166 Classes Offered and Specifications

SUBCHAPTER SB-12 PARK PLEASURE

SB167 Description and Eligibility

SB168 Appointments

SB169 Judging Procedure

SB170 Gait Requirements

SB171 Classes Offered and Specifications

SUBCHAPTER SB-13 IN-HAND AND MODEL

SB172 In-Hand

SB173 Appointments

SB174 Attendants

SB175 Judging Procedures

SB176 Classes Offered

SB177 Model

SUBCHAPTER SB-14 YOUTH SHOWMANSHIP IN HAND

SB178 Judging Criteria

SB179 Appointments

SB180 Judging Procedures

SB181 Workouts

SUBCHAPTER SB-15 CARRIAGE PLEASURE DRIVING

SUBCHAPTER SB-16 GOLDEN

SB182 General

SB183 Specifications

SUBCHAPTER SB-17 PARADE

SB184 General

SB185 Appointments

SB186 Judging Procedure.

SB187 Gait Requirements

SB188 Classes Offered

SUBCHAPTER SB-18 ROADSTER

SB189 General

SB190 Appointments

SB191 Equipment

SB192 Judging Procedures

SB193 Gait Requirements

SB194 Classes Offered

SUBCHAPTER SB-19 LADIES SIDE SADDLE SECTION

- SB195 General
- SB196 Appointments
- SB197 Qualifying Gaits
- SB198 Class Specifications

SUBCHAPTER SB-20 DRESSAGE SUITABILITY

- SB199 General
- SB200 Appointments
- SB201 Gait Requirements
- SB202 Classes Offered and Specifications

SUBCHAPTER SB-21 AMERICAN SADDLEBRED-TYPE PONY

- SB203 General
- SB204 Eligibility
- SB205 Class Descriptions

CHAPTER SB AMERICAN SADDLEBRED HORSE DIVISION**SUBCHAPTER SB-1 GENERAL QUALIFICATIONS****SB101 Eligibility**

1. In order to compete, all horses must be registered with the American Saddlebred Registry or the Canadian Livestock Records Corporation. They must be entered in their full registered names with registration numbers and under the names of the owner(s) of record with the A.S.R. or the C.L.R.C.
2. A copy of the registration papers showing recorded ownership, or a copy of the registration papers with a Certificate of Eligibility to Show issued by the American Saddlebred Registry must be submitted with entry form at the time of making entry or presented to competition office before competition number will be released unless the competition, at their discretion, confirms registration electronically with the American Saddlebred Registry or the Canadian Livestock Records Corporation; competition management is responsible for notifying exhibitors of this requirement. See GR1308.2a(5). Exception: Horses shown in any USEF Regular Competition prior to December 31, 1979, and American Saddlebred-type ponies. A copy of the registration papers will be returned when exhibitors pick up their numbers, if requested. *BOD 1/16/16 Effective 4/1/16*
3. Owners, **riders, drivers, handlers** and trainers of horses **competing** at Federation licensed competitions in all American Saddlebred sections must be current competing members in good standing with the American Saddlebred Horse Association, Inc. or the American Saddlebred Horse Association of Canada and provide an original or copy of the ASHA or ASHA of Canada membership card unless the competition, at their discretion, confirms membership electronically with the ASHA or the ASHA of Canada office. Lessees are considered owners in connection with this membership requirement. In the event of an entry under multiple ownership, only one owner need be a member. Exception: Owners, **riders** and trainers of horses competing in American Saddlebred restricted walk/trot classes are exempt from ASHA and ASHA of Canada membership. *BOD 1/16/16 Effective 2/1/16.*
If the ASHA competing membership card is not available, the exhibitor, or his or her agent, must sign the ASHA membership affidavit giving his or her name, address, the fact that he or she is in possession of the proper credentials and the reason the information is not available. *BOD 2/23/15 Effective 12/1/15*

SB102 Type and Conformation

1. The American Saddlebred is the epitome of the show horse. He carries himself with an attitude that is elusive of description—some call it “class”, presence, quality, style, or charm. This superior air distinguishes his every movement.
2. The ideal American Saddlebred is well-proportioned and presents a beautiful overall picture. The animal should be in good flesh, with good muscle tone and a smooth, glossy coat. Masculinity in stallions and femininity in mares are important and should be taken into consideration. The average height is 15 to 16 hands and the weight 1,000-1,200 pounds. Any color is acceptable; the most prominent are chestnut, bay, brown and black with some gray, roan, Palomino and Pinto. HEAD—well-shaped with large, wide-set expressive eyes, gracefully shaped ears set close together on top of the head and carried alertly; a straight face line with a relatively fine muzzle and large nostrils and a clean and smooth jaw line. NECK—long, arched and well-flexed at the poll with a fine, clean throat-latch. WITHERS - well defined and prominent. SHOULDERS—deep and sloping. BACK—strong and level with well sprung ribs. CROUP—level with a well carried tail coming out high. LEGS—The front leg should set well forward under the shoulder. The line of the hind leg, in a natural stance, should be vertical from the point of the buttock to the back edge of the cannon bone. The forearms and hindquarters are well muscled to the knees and hocks. Legs are straight with broad flat bones, sharply defined tendons and sloping pasterns. HOOVES—good and sound, open at the heel, neither toed in or toed out. TO BE PENALIZED: lack of American Saddlebred type, coarse or plain head, roman nose, round jaws, lop ears, wide ears, small eyes (pig eyes), short neck, straight neck,

ewe neck, thick throatlatch, flat withers, sway-back, roached back, hollow chest, straight shoulders, crooked legs, calved knees, over at the knee, bow legs, rough joints, round bones, straight pasterns, splay feet or pigeon toes, contracted heels, base stance too wide or too narrow, sickle hocks, cow hocks, dished feet, lack of muscle tone, thinness, obesity, rough coat or overall lack of conditioning. These and any other defects attributable to heredity must be penalized. With the natural variations of type within the breed, some horses do not conform to the ideal but are perfectly suitable for various kinds of competition. If they meet all other requirements for a particular event, they should not be penalized too severely, except in stripped classes, Harness classes and In-Hand classes where extremely low backed horses must be severely penalized. Horses with crooked tails must be penalized and horses with extremely crooked tails must be severely penalized.

SB103 General

1. The American Saddlebred has clean, rhythmic and fluid action which is straight and true. Winging, interfering, traveling wide behind, mixing of gaits and loss of form are undesirable.
2. All horses must be serviceably sound. In In-Hand classes for sires and dams or prospective sires and dams, transmissible unsoundness only shall be considered. Horses must not show evidence of lameness, broken wind or complete loss of sight in both eyes.
3. Horses may be shown with unset tails in any class without penalty.
4. All horses must be worked both ways of the ring at all required gaits as directed by the judge(s). Workouts will be judged as a separate class and horses must be tied for placings being considered in that workout. Workouts may be called for by the judge(s) for any or all placings. All horses chosen for a workout must be worked both ways of the ring at any or all gaits listed in the class specifications that are requested by the judge(s). An exhibitor choosing to not complete the workout for any reason has the option of lining up and receiving the last ribbon awarded in the workout. An exhibitor is entitled to request only one five minute time out per class including workout. (See GR833).
5. A judge must order from the ring any unruly horse or one whose actions threaten to endanger the rider, driver, handler, other exhibitors or their entries. (See GR1033.11)
6. A judge must order from the ring any rider, driver, or handler who exhibits inappropriate or dangerous behavior or whose actions would in any way threaten the safety of any exhibitor, their entries or the safety of class officials. (See GR1033.12)
7. To be penalized: Mixed gaits; unbalanced action; pulling; fighting the bit; tossing the head; carrying head to one side or going sideways; leaving hocks behind; strung out; wrong lead or cross-cantering; breaking of gait; winging; interfering; traveling wide behind; loss of form due to excessive speed; bad manners; exaggerated opening of mouth; carrying sour ears.
8. Definition of Maiden/Novice/Limit for riders/drivers. Maiden/Novice/Limit classes are open to riders/drivers who have not won one/three/six first place ribbons respectively, at Regular and Local Competitions of this Federation in any under saddle/driving class of any Breed and/or Discipline. First place ribbons won by a rider in any under saddle class do not affect the status of a driver in any driving class. First place ribbons won by a driver in any driving class do not affect the status of a rider in any under saddle class. Ribbons won in leadline classes and in classes where entries are not required to canter will not affect Maiden, Novice and Limit Status.
9. Attention getting devices &/or other noisemakers (including but not limited to tape measures, blow horns, bamboo poles, explosives, fire extinguishers, baby powder, whips longer than 6', etc.) are not allowed in and around the make up and competition rings during scheduled competition sessions. All such items will be confiscated and offenders will be reported to the USEF. (See also GR839.4i)
10. Master classes are restricted to amateur rider/drivers age 50 years and older. Classes are to be judged according to amateur class specifications. Master classes are never to be stripped for conformation judging.

SB104 Appointments

1. Horses shall be shown without artificial appliances (e.g., wired ears) and nontraditional tack. Anything that alters the intended use of equipment as provided for in the description of appointments for a given class is considered to be an artificial appliance. All artificial appliances other than those permitted are prohibited. Bandages, tail sets, chains or other training devices are prohibited in the competition ring.
2. Inconspicuously applied hair in mane or tail, a tail brace and mouth controls are permitted. Exceptions: See Pleasure sections.
3. In the event a horse has lost the sight in one eye, it must appear to have vision and may be shown with an artificial eye or contact lens. Use of contact lenses or eye prosthesis for any other use than stated is prohibited. For loss of sight in both eyes see SB103.2
4. Quarter boots and bell boots are permitted in Five-Gaited, Fine Harness and Roadster Classes.
5. In case of inclement weather, the use of polo boots or bandages may be permitted provided competition management publicly announces it before a class. Extremes of temperature of climatic conditions may modify dress requirements at the judge's discretion.
6. Any artificial change of color or markings (other than mane or tail) is prohibited.
7. Electronic communication devices used for purposes of coaching, etc., between competitors and individuals outside the ring shall be prohibited in all classes in the American Saddlebred Division.
 - a. Exhibitors with a permanent hearing impairment are permitted to use an electronic communication device upon submission of a written certification from a treating medical professional's office certifying the permanent hearing impairment and certifying the requirement of an electronic communication device. The medical certification must be provided to the competition Steward within a reasonable time prior to competing who shall attach a copy to the Steward report.
 - b. An exhibitor with a disability (other than hearing) will be provided reasonable accommodation upon submission of a written certification from a treating medical professional's office certifying the disability and identifying the accommodation necessary for the exhibitor to compete safely. The medical certification must be provided to the competition Steward within a reasonable time prior to competing who shall attach a copy to the Steward report.
8. A competitor may carry or use a whip not exceeding 6' including lash; the lash shall not have been altered in any way. It must be a standard whip of suitable style. Failure to comply will result in disqualification from further competition. (Exception: In-Hand. Refer to SB174.)
9. Whips longer than 6', including snapper or lash, are not allowed in the warm-up area.

SB105 Stripping

The stripping of horses for conformation judging is mandatory in Under Saddle Championship Classes in all sections at the Kentucky State Fair World's Championship Horse Show and The UPHA/American Royal National Championship Horse Show (Exception: Park Horse, Pleasure Horse, Three Gaited Junior Exhibitor, and Five Gaited Junior Exhibitor sections and all Kentucky County Fair Championship classes) and in all American Saddlebred Registry signature classes for horses three years old and under (i.e. ASR Futurities, ASR Sweepstakes). Stripping is also mandatory in all Three Gaited and Five Gaited Open Championship classes except one horse classes. The above excepted classes and other classes may not be stripped unless it is so stated in the prize list. In any stripped class, horses may be presented individually for conformation judging. Horses with extremely low backs must be severely penalized in all stripped performance classes. Only two attendants, suitably attired, per animal are permitted in the ring. In classes where manners are paramount (i.e. Ladies, Junior Exhibitors, Amateurs, and Owners), riders must remount and return to the line up before the judges will be allowed to turn in their cards.

SB106 Judging Criteria

The specific type of class being judged determines the importance of each criterion in the final judging outcome. The order in which each is listed in the class specifications determines where the emphasis should be placed. For example: A horse placed first in a class judged on performance, presence, quality, manners and conformation could justifiably be unplaced against the same horses if the class were judged on manners, presence, quality, performance and conformation. The criteria considered are: performance, manners, presence, quality and conformation.

SB107 Line Up

1. In American Saddlebred performance classes when the judge calls for the line up exhibitors must continue in a clockwise direction to bring their entries to the line up. Judge(s) to penalize entries that do not comply.
2. In American Saddlebred performance classes requiring entries to back, the judge(s) must walk the line up (exception: judge(s), at their discretion, may instruct the ringmaster to walk the line up during the back).

SB108 Qualifying Classes and Specifications

1. OPEN, JUNIOR, THREE-YEAR-OLD, TWO-YEAR-OLD, MAIDEN, NOVICE AND LIMIT. The OPEN horse should be the ultimate representative of the breed. It should be as nearly perfect as possible; performing all gaits with animation, brilliance and extreme action at both ends. Performance is paramount in these classes. Classes are judged on performance, presence, quality, manners, and conformation.
2. LADIES, JUNIOR EXHIBITORS, AMATEURS, MASTERS AND OWNERS. Manners are paramount in these classes but there is a difference in the way in which horses are judged in each.
 - c. LADIES. A Lady's horse should be outstanding in refinement and elegance with suitability of horse to rider taken into consideration. Expression is important and quality is a prime consideration. The execution of gaits should be performed with brilliance on command. The horse should walk and stand quietly. Classes are judged on manners, quality, presence, performance, and conformation.
 - d. JUNIOR EXHIBITORS. The Junior Exhibitor's horse should be mannerly, willing, and expressive with balanced action. The execution of gaits should be performed with brilliance on command. The horse should walk and stand quietly. Classes are judged on manners, performance, presence, quality, and conformation.
 - e. AMATEURS, MASTERS AND OWNERS. The Amateur's, Master's and Owner's horses can be a bit stronger and perform in a bolder manner. More action and animation are desired and less emphasis can be put on manners than in Ladies or Junior Exhibitor classes. Classes are judged on manners, performance, presence, quality, and conformation.

SB109 Championships

1. Management must designate all qualifying classes for championships in the prize list per GR809.1. Management may state in the prize list that only certain classes qualify for the Championships, i.e., Amateur Classes qualify for Amateur Championships, Ladies Classes qualify for Ladies Championship, etc. Horses to be stripped and judged on conformation in accordance with SB105. In stripped classes, Harness classes and In-Hand classes extremely low backed horses must be severely penalized.
2. Eligibility for all Championships must be uniform with all sections offered within each competition. Exception: competition management may limit the number of entries returning in the championships from the qualifying classes.
3. Nominations to be made on entry blank; or horses need not be nominated until ___ hours (time to be determined by competition management) before scheduled time for class. Names and descriptions of entries must be made in writing, signed by the exhibitor or his agent and given to the competition secretary.

SB110 Stakes

A stake class may either be a qualifying class for the championship or the final competition for a particular section. If

SB - SADDLEBRED DIVISION

run as the final competition for a particular section, competition management must indicate in the prize list if exhibitors are required to “qualify” in order to compete by listing all eligible qualifying classes.

SB111 Division of Classes

1. It is required that under saddle classes of 25 or more entries and harness classes of 16 or more entries be divided into separate sections. It is recommended that under saddle classes of 21 or more entries be divided into separate sections. Classes should be divided by selecting every other number on the list of entries, sex, size of horse, or age of rider. If the class is divided by any other method than those listed above, such method must have been previously stated in the prize list. Both the method used to divide classes and the division of entries must be posted in the horse show office and announced over the PA system, or printed in the program.
2. If Junior Exhibitor classes are not offered, then junior exhibitors may enter Amateur or Ladies classes unless specifically prohibited in the prize list.
3. In a divided class, the prize money must be doubled and separate trophies and ribbons awarded. Notification of intent to divide must be made to exhibitors one hour prior to the start of the session.
4. ASR Kentucky Futurity and Kentucky Amateur Futurity In-Hand classes with 41 or more declared entries shall be divided as equally as possible into two sections. The division of entries must be posted in the competition office and announced over the public address system. No more than 12 entries from the sections shall be selected by the judges to return for a final class to be held at a morning, afternoon or evening performance, at least two days following the preliminary sections. All prize money will be awarded in the final class.
5. ASR National Three-Year-Old Futurity Five Gaited, Three Gaited and Three Gaited Park Pleasure classes with 25 or more declared entries shall be divided as equally as possible into two sections. The division of entries must be posted in the competition office and announced over the public address system. No more than 20 entries from the sections shall be selected by the judges to return for a final class to be held at a morning, afternoon or evening performance, at least two days following the preliminary sections. All prize money will be awarded in the final class.
6. ASR National Three-Year-Old Futurity and ASR Kentucky Futurity Fine Harness classes with 12 or more declared entries shall be divided as equally as possible into two sections. The division of entries must be posted in the competition office and announced over the public address system. No more than 12 entries from the sections shall be selected by the judges to return for a final class to be held at a morning, afternoon or evening performance, at least two days following the preliminary sections. All prize money will be awarded in the final class.

SB112 Scratches

It is the responsibility of each exhibitor to officially scratch entries in any event in which they do not participate. Exhibitors who fail to officially scratch an entry two hours prior to the start of the session from a class that is subsequently divided shall be fined up to \$100 per horse per class, payable to the competition.

SUBCHAPTER SB-2 DESCRIPTION OF GAITS

SB113 General

1. The standard of excellence of the American Saddlebred is beauty, symmetry and balance. Balance features coordinated motion, with straight true folding action of the front legs with flexing hocks carried close together, producing a clean, rhythmic and fluid way of going. In addition, the American Saddlebred possesses animation, brilliance and extreme grace of movement.
2. UNDESIRABLE: Winging, interfering, traveling wide behind, mixing of gaits, shackled look and loss of form.

SB114 Walk

Judging at the walk is based on manners, quality and natural action; it is not used as a rest period.

1. **FLAT WALK:** The flat walk should be an elastic, ground covering and collected four beat gait maintaining proper form and consistency in stride. It should be executed in a brisk manner that is compatible with the type of class. It should display the horse's good manners, type of stride and attitude. The flat walk is relaxed.
2. **ANIMATED WALK:** The animated walk is a highly collected gait, exhibiting much "primp" at a slow, regulated speed, with good action and animation. It should have snap and easy control. It can be either a two beat or four beat gait. It is performed with great style, elegance and airiness of motion.
3. **WALK (FOR HUNTERS):** A four beat gait, straight, true and flat-footed. Regular and unconstrained with good reach.

SB115 Trot

1. The trot is a natural, two beat diagonal gait in which the front foot and the opposite hind foot take off from the ground in unison and land simultaneously. A balanced trot features coordinated motion with straight, true, shoulder motion of front legs, with flexing hocks carried close together. It is executed in a highly collected manner and should display the horse's athletic ability.
2. **PARK TROT:** The park trot in Three-Gaited and Fine Harness classes is executed in a highly collected manner, speed to be penalized. The horse's energy should be directed toward animation rather than speed.
3. **PARADE GAIT:** The parade gait is a collected trot at a maximum speed of five miles per hour. It displays the horse's athletic ability and animation.
4. **ROADSTER JOG-TROT:** The jog-trot is called to display the purity of the horse's gait. It is executed in a highly collected manner. The horse's energy should be directed toward animation rather than speed.
5. **WESTERN JOG-TROT:** The jog is primarily a Western Pleasure gait used for long distance riding. It should generate very little motion in the saddle with a minimum of control from the rider. A free, easy, two beat diagonal gait without a tendency to mix gaits.
6. **TROT (FOR HUNTERS):** A two beat gait, straight and regular. The trot should be mannerly, cadenced and balanced. It is to be performed at a medium speed with a free-moving, ground-covering stride, with the rider posting.
7. **GAITED TROT:** The trot of the Five-Gaited horse should show speed in form. The desired speed is the maximum rate at which the horse can trot while still maintaining proper form, control and balance.
8. **EXTENDED TROT:** The extended trot is faster, stronger and bolder; with a fuller extension of stride to obtain desired speed. It is executed in a highly collected manner.
9. **EXTENDED TROT (FOR HUNTERS):** A two beat gait that is bold, energetic, balanced and ground covering with definite lengthening of stride. This should result in an increase in speed without a sense of racing or scurrying. The mouth must remain light and the horse must demonstrate complete acceptance of control without resistance at all times.
10. **"SHOW YOUR HORSE":** At this command the driver has the privilege of showing the Fine Harness horse to its best advantage at the trot but speed will be penalized.
11. **ROAD GAIT:** The road gait trot is executed in a highly collected manner. It is faster, stronger and bolder than the jog-trot; with a fuller extension of stride to obtain desired speed.
12. **DRIVE ON:** When asked to drive on in Roadster classes the horse must show speed in form. The desired speed is the maximum rate at which a horse can trot while still maintaining proper form, control and balance.

SB116 Canter

1. **Criteria.**
 - a. Canter is relatively slow, lofty and fluid with a definite three beat cadence. High action, a good way of going and proper collection are paramount. It is a restrained gallop in which two diagonal legs are paired, the single beat falls between the successive beats of the other two unpaired legs. The unpaired legs act independently—the foreleg with which the horse leads and its diagonal hind. The propulsion is in the hindquarters with the leading foreleg sustaining the concussion of the final third beat. There is a brief interval when all four feet are off the

SB - SADDLEBRED DIVISION

ground. It is an ambidextrous gait, executed on the lead which is toward the center of the ring to relieve stress and aid in balance (A lead is determined by which foreleg—right or left—sustains the concussion of the final third beat, after its diagonal hind leg started the propulsion of the first beat).

- b. It is acceptable, although not encouraged, for the horse to have a bolder, strong canter in those classes where manners are not paramount or where speed at a qualifying gait is desired. Ease of control, rate of speed and collection may vary according to the class specifications.
 - c. Where manners are paramount, a slow, consistent rate of speed must be maintained with little obvious effort from the rider.
 - d. **CANTER (FOR HUNTERS):** A three beat gait, even, smooth, unhurried, correct and straight on both leads.
 - e. **HAND GALLOP:** The hand gallop is performed with a long, free, ground-covering stride. The amount of ground covered may vary between and among horses due to difference in natural length of stride. A decided lengthening of stride should be shown while the horse remains controlled, mannerly, correct and straight on both leads. The hand gallop is not a fast collected canter.
2. **LOPE:** The lope is the western version of the canter. It should be easy riding with good motion that is consistent and steady; neither too slow nor too fast and performed equally well on either lead. It should give the appearance of being a comfortable gait with a definite three beat cadence that avoids trotting behind.

SB117 Slow Gait

- 1. The slow gait was developed from the pace to be a four beat gait with each of the four feet contacting the ground separately. In the takeoff, the lateral front and hind feet start almost together but the hind foot contacts the ground slightly before its lateral forefoot.
- 2. The slow gait is a highly collected gait with most of the propulsion coming from the hindquarters, while the forequarters assist in the pull of the final beats. The slow gait is not a medium rack.
- 3. The slow gait is a restrained four beat gait, executed slowly but with true and distinct precision. Speed is to be penalized. It is high, lofty, brilliant and restrained denoting the style, grace and polish of the horse.

SB118 Rack

- 1. The rack is a four beat gait in which each foot meets the ground at equal, separate intervals. It is smooth and highly animated, performed with great action and speed, in a slightly unrestrained manner. Desired speed and collection are determined by the maximum rate at which a horse can rack in form. Racking in form should include the horse remaining with a good set head. It should be performed by the horse in an effortless manner from the slow gait, at which point all strides become equally rapid and regular.
- 2. **TO BE PENALIZED:** Any tendency to become “trotty”, “pacey” or “hitchy gaited”.
- 3. In Pleasure classes, there is more emphasis on the way of going as a pleasure gait with only moderate speed required. Where manners are paramount, there is more emphasis on the ease by which it is performed by the rider.

SUBCHAPTER SB-3 PERFORMANCE, FINE HARNESS

SB119 General

The Fine Harness horse should possess all of the elegance and refinement of the ideal American Saddlebred and its energy should be directed toward animation rather than speed. It is shown with a full mane and tail.

SB120 Appointments

Shown to an appropriate vehicle, preferably a small buggy with four wire wheels but without top. Light harness with blinkers, martingale, snaffle bit and overcheck are required.

SB121 Gait Requirements

Horses are to enter ring at park trot. Qualifying gaits are animated walk, park trot, “show your horse”. Exception: “show your horse” is not called for in Ladies, Junior Exhibitor, Amateur, Masters, Owners and Amateur Owners classes.

SB122 Line Up

Entries are to stand quietly but shall not be required to back. They may be unchecked while lined up. An attendant may stand the entry on its feet but must remain at least two paces from the head when that entry is being judged. Only one standard riding crop is permissible for an attendant to carry.

SB123 Ring Attendants

One attendant will be permitted to stand quietly inside the gate during any Ladies, Amateur, Masters, Owners, Amateur Owners or Junior Exhibitor class but must take no action that will affect the performance of any horse.

SB124 Awards

Awards must be made from the line-up; entries must not be asked to retire to the end of the ring.

SB125 Classes Offered and Specifications

Classes may be divided by sex. PROHIBITED: Stallions in Ladies and Junior Exhibitors classes.

1. OPEN, LIMIT, JUNIOR HORSE (Four Years Old & Under), THREE-YEAR-OLDS; TWO-YEAR-OLDS; MAIDEN; NOVICE. Exhibited at an animated walk; Park trot (speed to be penalized) and “show your horse”, to stand quietly. Judged on performance, presence, quality, manners and conformation. JUNIOR CHAMPIONSHIP: Judged 75% on performance, presence, quality and manners; 25% on total conformation.
2. LADIES OPEN, LADIES AMATEUR ONLY. Shown at a park trot and an animated walk, to stand quietly. Judged on manners, quality, presence, performance and conformation. LADIES CHAMPIONSHIP: Judged 75% on manners, quality, presence and performance; 25% on total conformation.
3. JUNIOR EXHIBITOR; AMATEUR (Ladies and/or Gentlemen); MASTERS; OWNERS; AMATEUR OWNERS. Shown at a park trot and an animated walk, to stand quietly. Judged on manners, performance, presence, quality and conformation. CHAMPIONSHIPS: Judged 75% on manners, performance, presence and quality; 25% on conformation.
4. To be eligible for the Junior Exhibitor; Amateur (ladies and/or Gentlemen); Masters; Owners; Amateur Owners Championships, horses must be entered, shown by a Junior Exhibitor; Amateur (ladies and/or Gentlemen); Masters; Owner; and Amateur Owner respectively and judged in any other class in this section. Management may state in the prize list that only certain classes qualify for the Championships, i.e., Amateur Classes qualify for Amateur Championships, Ladies Classes qualify for Ladies Championship, etc.
5. GRAND CHAMPIONSHIP: To be eligible, horses must be entered, shown and judged in any other class in this section. Exhibited at an animated walk, park trot and “show your horse” (speed to be penalized); to stand quietly. Judged 75% on performance, presence, quality and manners; 25% on total conformation.
6. ASR TWO-YEAR-OLD, THREE-YEAR-OLD, FOUR-YEAR-OLD SWEEPSTAKES; ASR NATIONAL THREE-YEAR-OLD FUTURITY; ASR KENTUCKY FUTURITY (TWO-YEAR-OLDS): Exhibited at an animated walk; park trot (speed to be penalized) and “show your horse,” to stand quietly. Judged on performance, conformation, presence, quality and manners.
7. UPHA FINE HARNESS CLASSIC AND CLASSIC CHAMPIONSHIP. Open to horses three years old and under. Shown at an animated walk; park trot (speed to be penalized) and “show your horse”, to stand quietly. Judged on performance, presence, quality, manners and conformation. For information on holding UPHA Classics please contact United Professional Horsemen’s Association, 4059 Iron Works Parkway, Suite #2, Lexington, Kentucky 40511, (859) 231-5070.
8. ASHA DRIVING CHALLENGE AND FINAL. (Drivers 17 years of age and under) To be shown and judged in

accordance with SB125.3. For information regarding the qualification process or hosting classes, please contact the American Saddlebred Horse Association at 4083 Iron Works Parkway, Lexington, KY 40511, (859) 259-2742, www.saddlebred.com.

SUBCHAPTER SB-4 PERFORMANCE, FIVE-GAITED

SB126 General

The Five-Gaited American Saddlebred should possess beauty, brilliance, elegance and refinement but its energy should be directed toward speed in an animated form. Entries shall be shown with a full mane and tail.

SB127 Appointments

A double bridle consisting of snaffle and curb bits is preferred and must suit the horse. No horse shall be shown with a snaffle bit only, breast plate, tie-down or martingale (Exception: 2 Year Olds may be shown in a snaffle bridle with a running martingale when specified in the prize list and provided they compete separately against others using identical equipment). The saddle should be flat, English-type with leather or web girth. Informal dress for riders is required in morning and afternoon classes. Dark colored habit (with collars and lapels of same color) and accessories are appropriate for evening. Gaudy colors should be avoided. (See GR801)

SB128 Gait Requirements

Qualifying gaits are animated walk, trot, slow gait, rack and canter.

SB129 Classes Offered and Specifications

Classes may be divided by sex. PROHIBITED: Stallions in Ladies and Junior Exhibitor classes. To be shown at an animated walk, trot, slow gait, rack and canter.

1. OPEN, LIMIT, JUNIOR HORSE (Four-Year-Olds & Under), THREE-YEAR-OLDS; TWO-YEAR-OLDS; MAIDEN; NOVICE. Judged on performance, presence, quality, manners and conformation. JUNIOR CHAMPIONSHIP: Judged 75% on performance, presence, quality and manners; 25% on total conformation.
2. LADIES OPEN, LADIES AMATEUR ONLY. Judged on manners, quality, presence, performance and conformation. LADIES CHAMPIONSHIP: Judged 75% on manners, quality, presence and performance; 25% on total conformation.
3. JUNIOR EXHIBITORS; AMATEURS (Ladies and/or Gentlemen); MASTERS; OWNERS; AMATEUR OWNERS. Judged on manners, performance, presence, quality and conformation. CHAMPIONSHIPS: Judged 75% on manners, performance, presence and quality; 25% on total conformation.
4. To be eligible for the Junior Exhibitor; Amateur (ladies and/or Gentlemen); Masters; Owners; Amateur Owners Championships, horses must be entered, shown by a Junior Exhibitor; Amateur (ladies and/or Gentlemen); Masters; Owners; and Amateur Owners respectively and judged in any other class in this section. Management may state in the prize list that only certain classes qualify for the Championships, i.e., Amateur Classes qualify for Amateur Championships, Ladies Classes qualify for Ladies Championship, etc.
5. GRAND CHAMPIONSHIP: To be eligible horses must be entered, shown and judged in any other class in this section. Judged 75% on performance, presence, quality and manners; 25% on total conformation.
6. COMBINATION: Shown first to an appropriate four-wheeled vehicle at an animated walk and trot, then shown Under Saddle at an animated walk, trot, slow gait, rack and canter. Judged 50% on suitability for harness; 50% on saddle work with emphasis on trot. Entries to be driven in a light harness with martingale, snaffle bit and separate overcheck. Prize list must specify whether driver/rider must be the same in both phases of the class.
7. ASR TWO-YEAR-OLD, THREE-YEAR-OLD, FOUR-YEAR-OLD SWEEPSTAKES; ASR NATIONAL THREE-YEAR-OLD FUTURITY: Judged on performance, conformation, presence, quality and manners. Entries are to be stripped.

(Refer to Rules SB102 and SB105.)

8. UPHA FIVE-GAITED CLASSIC AND CLASSIC CHAMPIONSHIP. Open to horses three years old and under. Judged on performance, presence, quality, manners and conformation. For complete information on holding UPHA Classics please contact United Professional Horsemen's Association, 4059 Iron Works Parkway, Suite #2, Lexington, Kentucky 40511, (859) 231-5070.

SUBCHAPTER SB-5 PERFORMANCE, THREE-GAITED

SB130 General

The Three-Gaited American Saddlebred should be the epitome of beauty, brilliance, elegance, refinement and expression. Its gaits are collected and its energy directed toward animation and precision. It is shown with a roached mane and tail. Horses competing in the ASR Three-Year-Old and Four-Year-Old Three Gaited Sweepstakes classes may be shown with a full mane. Two-Year-Olds may be shown with a full mane and tail. Roached or full tails are permitted.

SB131 Appointments

A double bridle consisting of snaffle and curb is preferred and must suit the horse. No horse shall be shown with a snaffle bit only, breast plate, tie-down or martingale (Exception: 2 Year Olds may be shown in a snaffle bridle with a running martingale when specified in the prize list and provided they compete separately against others using identical equipment). The saddle should be flat, English-type with leather or web girth. Informal dress for riders is required in morning and afternoon classes. Formal attire or dark colored habit (with collars and lapels of same color) and accessories are appropriate for evening. Gaudy colors should be avoided. (See GR801)

SB132 Gait Requirements

To be shown at an animated walk, park trot and canter.

SB133 Classes Offered and Specifications

PROHIBITED: Stallions in Ladies and Junior Exhibitor classes. Quality, animation and expression are important.

Classes may be divided according to:

- a. Sex—Mares, Stallions/Geldings.
 - b. Height—Over 14.2 hands and not exceeding 15 hands.
 - c. 15.2 hands and under.
 - d. Over 15.2 hands.
1. OPEN; LIMIT; JUNIOR HORSE (Four-Year-Olds & Under); THREE-YEAR-OLDS; TWO-YEAR-OLDS; MAIDEN; NOVICE. Judged on performance, presence, quality, manners and conformation. JUNIOR CHAMPIONSHIP: Judged 75% on performance, presence, quality and manners; 25% on total conformation.
 2. LADIES OPEN, LADIES AMATEUR ONLY. Judged on manners, quality, presence, performance and conformation. LADIES CHAMPIONSHIP: Judged 75% on manners, quality, presence and performance; 25% on total conformation.
 3. JUNIOR EXHIBITORS, AMATEURS (Ladies and/or Gentlemen); MASTERS; OWNERS; AMATEUR OWNERS. Judged on manners, performance, presence, quality and conformation. CHAMPIONSHIPS: Judged 75% on manners, performance, presence and quality; 25% on total conformation.
 4. To be eligible for the Junior Exhibitor; Amateur (ladies and/or Gentlemen); Masters; Owners; Amateur Owners Championships, horses must be entered, shown by a Junior Exhibitor; Amateur (ladies and/or Gentlemen); Masters; Owners; and Amateur Owners respectively and judged in any other class in this section. Management may state in the prize list that only certain classes qualify for the Championships, i.e., Amateur Classes qualify for Amateur Championships, Ladies Classes qualify for Ladies Championship, etc. For specifications regarding stripping

SB - SADDLEBRED DIVISION

Championships refer to Rules SB105 and SB109.

5. **GRAND CHAMPIONSHIP:** To be eligible, horses must be entered, shown and judged in any other class in this section. Judged 75% on performance, presence, quality and manners; 25% on total conformation.
6. **COMBINATION:** Shown first to an appropriate four-wheeled vehicle at an animated walk and park trot, then to be shown Under Saddle at a walk, park trot and canter. Prize list must specify whether driver/rider must be the same in both phases of class. Entries to be driven with liverpool bit with side check. Judged 50% on suitability for harness; 50% on saddle work with emphasis on trot.
7. **ASR TWO-YEAR-OLD, THREE-YEAR-OLD, FOUR-YEAR-OLD SWEEPSTAKES; ASR NATIONAL THREE-YEAR-OLD FUTURITY:** Judged on performance, conformation, presence, quality, and manners. Entries are to be stripped. (Refer to Rules SB102.2 and SB105.)
8. **UPHA THREE-GAITED CLASSIC AND CLASSIC CHAMPIONSHIP.** Open to horses three years old and under. Judged on performance, presence, quality, manners and conformation. For complete information on holding UPHA Classics please contact United Professional Horsemen's Association, 4059 Iron Works Parkway Suite #2, Lexington, Kentucky 40511, (859) 231-5070.

SUBCHAPTER SB-6 PARK

SB134 Description and Eligibility

1. The American Saddlebred Park Horse should be stylish with finish and quality and well-mannered. The performance should be animated and graceful in all gaits.
2. Horses shown in any class of this section are ineligible to compete in the American Saddlebred Pleasure Division (including Park Pleasure) at the same competition. They may however compete in the Performance sections (i.e. Three gaited, Five gaited, Fine Harness) In-Hand, Parade or Model classes.
3. Classes may be offered for horses with a roached mane and tail or horses with a full mane and tail but classes cannot be combined. Horses can have set or natural tails.
4. Stallions are prohibited in Ladies and Junior Exhibitor classes.
5. Classes may be divided by:
 - a. Size of horse: 15.2 hands and under, Over 15.2 hands;
 - b. Age or sex of rider;
 - c. Sex of horse: Stallion, Gelding and Mare classes.

SB135 Appointments

1. **Under Saddle:** A double bridle consisting of snaffle and curb is preferred and must suit the horse. No horse shall be shown with a snaffle bit only, breast plate, tie-down or martingale (Exception: 2 Year Olds may be shown in a snaffle bridle with a running martingale when specified in the prize list and provided they compete separately against others using identical equipment). The saddle should be flat, English-type with leather or web girth.
2. **Driving:** Shown to an appropriate vehicle, preferable a small buggy with four wire wheels but without top. Light harness with martingale, blinkers, snaffle bit and overcheck are required.
3. **Attire:** Informal Saddle Seat attire for riders is required in morning and afternoon classes. Formal Saddle Seat attire or dark colored habit (with collars and lapels of same color) and accessories are appropriate for evening. Gaudy colors should be avoided. (See GR801)

SB136 Gait Requirements

To be shown at an animated walk or flat walk, trot and canter; plus slow gait and rack in Five-Gaited classes. In Fine Harness classes the gaits will be park trot and animated walk. Horses to stand quietly.

SB137 Classes Offered and Specifications

1. THREE GAITED PARK. OPEN; JUNIOR, MAIDEN, NOVICE AND LIMIT; and CHAMPIONSHIPS. To be shown at a walk, trot and canter. To be judged on performance, manners, presence, quality and conformation.
2. THREE-GAITED PARK. Ladies, Junior Exhibitor, Amateur (ladies and/or Gentlemen), Owners, Amateur Owners, Masters and Championships. To be shown at a walk, trot and canter. Horses to stand quietly in the lineup. To be judged on manners, performance, presence, quality and conformation.
3. ASR TWO-YEAR-OLD SWEEPSTAKES; ASR NATIONAL THREE-YEAR-OLD FUTURITY: To be shown at a walk, trot and canter. To be judged on performance, conformation, presence, quality and manners. Entries are to be stripped.
4. FIVE-GAITED PARK: Shown at a walk, trot, canter, slow gait and rack. To be judged on performance, manners, presence, quality and conformation.
5. FINE HARNESS PARK: To be shown at an animated park trot (speed to be penalized) and an animated walk, to stand quietly. To be judged on performance, manners, presence, quality and conformation.

SUBCHAPTER SB-7 PLEASURE—GENERAL

SB138 Introduction

The Pleasure Horse should be a typical American Saddlebred with quality, style, presence and suitable conformation; prompt, comfortable gaits; giving the distinct impression it is an agreeable mount to ride. Easy, ground-covering action is desired. Manners and suitability as a Pleasure mount are paramount. Special emphasis is placed on a true, flat walk. Transitions from one gait to another should be smooth and effortless. TO BE PENALIZED: Laboring action; pulling, tossing head; going sideways and tail-switching.

SB139 Ineligibility

1. Show Pleasure and Country Pleasure sections are open to amateur riders and drivers only. Exception: Professionals may show in Hunter Country Pleasure and Western Country Pleasure classes provided that the class is designated as open. See SB162.4 and SB157.5
2. Horses shown in any other section within the American Saddlebred division are ineligible to compete in the American Saddlebred Pleasure horse section at the same competition. Exception: In Hand classes and Parade Horse classes if shown by an amateur. Horses cross entered between the Parade and Pleasure sections at the same competition may not use artificial appliances or devices per SB141 and must adhere to SB140 Appointment, Tails, while on the competition grounds, before and during a competition.
3. American Saddlebred Pleasure horses may be shown in other divisions or multi-breed classes at the same competition for which they are qualified.
4. Professionals may show the American Saddlebred Pleasure horse in In Hand, Model, American Saddlebred Hunter Country Pleasure or American Saddlebred Western Country Pleasure classes designated as open (per SB157.5 and SB162.4), another division or multi breed classes and the horse would still be eligible to compete in American Saddlebred Pleasure horse classes at the same competition.
5. Cross entering at the same competition is prohibited between Show Pleasure and Country Pleasure; Three-Gaited Pleasure and Five-Gaited Pleasure

SB140 Appointments, Tails

Entries must be shown with a full mane and tail. Tails must not be gingered or put in any device (i.e., tailset, bustle or brace) which alters their carriage while on the grounds. Exception: Horses showing in the Show Pleasure division may wear tailsets or bustles, but may not show with the tail tied or braced, and unset tails will not be penalized. The fact that a horse's tail has once been set does not exclude participation.

SB141 Artificial Appliances

The use of artificial appliances or devices such as chains, shackles, rubber bands, blinkers (except when driving) or blindfolds are prohibited on the grounds before or during a competition. Any animal with prohibited equipment must be disqualified from further competition and forfeit all entry fees and winnings. The use of protective equipment such as non-weighted bell boots, shin boots, etc., is allowed on the grounds and in the warm-up areas prior to entering the competition ring.

SB142 Showing

Classes are open only to mares and/or geldings. Stallions are prohibited except in Weanling and Yearling In-Hand. Horses are to be shown by an Amateur or by a Junior Exhibitor. Amateur and Junior Exhibitors shall not compete in the same class except in restricted classes and Championships and at competitions where there are insufficient entries to fill two classes.

SB143 Specialty Classes.

Model, Side Saddle, Antique Carriage with Period Costume, etc., classes may be offered for both Show and Country Pleasure (which may be shown together, provided the prize list so states). Classes for Jumpers, Dressage, etc., may be offered and shown under the rules of that particular (USEF) division.

SB144 In-Hand Classes

1. In-Hand classes for Pleasure Horses are encouraged.
2. Ungelded colts are permitted only in Weanling and Yearling classes.
3. Weanlings and Yearlings must be shown barefoot. Two-Year-Olds and older should be shod to conform with Show Pleasure or Country Pleasure rules. PROHIBITED: Curb bits on Weanlings and Yearlings.
4. Entries are to be led into the ring and shown in bridle or halter, without quarter boots, blinkers, blindfolds or other appliances. Only two Amateur/Juvenile attendants per animal are permitted. They must be neatly attired with clean, well-fitted conservative clothes. Entries must stand squarely on all four feet with the front legs perpendicular to the ground. Rear legs may be placed slightly back but the handler may be asked to move hind legs up under the animal for inspection.
5. Judged 50% on conformation and finish; 50% way of going and natural action (Refer to SB175).

SB145 Division of Classes

1. Classes may be divided according to:
 - a. Sex or age of horse.
 - b. Height—over 15.2 hands; 15.2 hands and under; 14.2 hands and under. Entries 14.2 hands and under must possess a valid measurement card or form, the measurement to be done as per SB204.3.
 - c. Sex or age of rider.
 - d. With or without Championships.
2. Recommended are Maiden, Novice, Limit, Junior (Four-Year-Olds & Under), Masters, Owners classes in all classifications and Amateur-Owner-Trainer (open to horses that have not had professional training 90 days prior to competition).

SB146 Headers

One attendant without whip is permitted to head each horse during the line up in driving classes for both Country Pleasure and Show Pleasure. The header may stand the entry on its feet and then must stand three paces back from the horse and is only allowed to touch the horse for safety purposes. It is imperative that the horse stand quietly and back readily.

SUBCHAPTER SB-8 ENGLISH SHOW PLEASURE

SB147 General

1. The English Show Pleasure horse generally has less animation than the Three-Gaited, Five-Gaited and Fine Harness Performance horse but should be alert and responsive. High, natural, free-moving action is desirable. Laboring action due to excessive weight of shoes or length of foot is penalized.
2. Entries must be shown with full mane and tail. Horses showing in the English Show Pleasure division may wear tail-sets or bustles, but may not show with the tail gingered, tied or braced, and unset tails will not be penalized. Braids and inconspicuously applied hair in mane and tail are permitted. Shoe bands and pads are permitted. Quarter boots and bell boots are permitted only in Five-Gaited classes.

SB148 Appointments

Entries must be penalized for incomplete appointments but not necessarily disqualified.

1. English Equipment: A full bridle, pelham or curb, any English-type saddle. For rider, informal attire with coat and hat or protective headgear. Gaudy colors should be avoided. Prohibited: A single snaffle, hackamore, martingale or tie-down.
2. Driving: Entries to be shown with driver only to a two-wheeled jog cart. Light harness with martingale, blinkers, snaffle and separate overcheck bit is required. Driver to dress conservatively (not period attire). (See GR801)

SB149 Gait Requirements

To be shown at a flat walk, trot and canter plus slow gait and rack in Five-Gaited classes. In Driving classes, the gaits are flat walk, trot and extended trot.

SB150 Judging

Manners and suitability as a Pleasure mount are paramount. Transitions from one gait to another should be smooth and effortless. Light contact with the horse's mouth must be maintained. Special emphasis is placed on a true flat walk. Entries must stand quietly and back readily in the line-up. TO BE PENALIZED: Pulling, head tossing, laboring action, going sideways and tail-switching.

SB151 Classes Offered and Specifications

1. THREE-GAITED ENGLISH SHOW PLEASURE. Shown at a flat walk, trot and canter. Judged 75% on manners, performance, presence and quality; 25% on total conformation.
2. ENGLISH SHOW PLEASURE WALK/TROT. For riders 12 years of age and under. Riders must not have ever been judged in a class at a licensed or non-licensed competition that required a canter. To be shown at a flat walk and trot. Will not be asked to back. Horses must stand quietly in the lineup. Headers will be permitted in the lineup and will be called in by the announcer after the class has lined up and before they are judged. One attendant without whip will be permitted to head each horse during the lineup. To be judged on manners, performance, presence, quality and conformation.
3. FIVE-GAITED SHOW PLEASURE. Shown at a flat walk, trot, slow gait, rack at moderate speed and canter. Judged 75% on manners, performance, presence and quality; 25% on total conformation.

4. DRIVING SHOW PLEASURE. Shown to a two-wheeled jog cart with driver only. Shown at a flat walk, trot and extended trot, speed to be penalized. Light harness with martingale, snaffle and separate overcheck bit is required. Judged 75% on manners, performance, presence and quality; 25% on total conformation.
5. ASHA DRIVING CHALLENGE AND FINAL. (Drivers 17 years of age and under) To be shown and judged in accordance with SB151.4. For information regarding the qualification process or hosting classes, please contact the American Saddlebred Horse Association at 4083 Iron Works Parkway, Lexington, KY 40511, (859) 259-2742, www.saddlebred.com.

SUBCHAPTER SB-9 ENGLISH COUNTRY PLEASURE

SB152 General

1. The English Country Pleasure horse may be less showy than the Show Pleasure horse but should still be typical of the breed. Easy, ground covering action is desired. As in all American Saddlebred sections, the best quality specimens of the breed should prevail.
2. English Country Pleasure horses must be plain shod or unshod. Permissible as plain shod shall be a shoe (inclusive of caulks), which may be thicker at the heel and may include toe clips and side clips. Also permissible is an eggbar shoe. Not permissible as plain shod: bands, bars, pads of any kind, wedges, lead, springs, any attachment that extends below the bottom of the shoe, and any foreign substance not specified as permissible. The sole and entire frog of the foot must be visible. Any animal with prohibited shoeing must be disqualified from further competition at that competition and forfeit all entry fees and winnings. Quarter boots and bell boots are permitted only in Five-Gaited classes.
3. Entries must be shown with full mane and tail. Tails must not be gingered or put in any device (i.e., tailset, bustle or brace) which alters their carriage while on the grounds. The fact that a horse's tail has once been set does not exclude participation. Braids and artificial manes are prohibited. Inconspicuously applied hair in the tail is permitted.

SB153 Appointments

Entries must be penalized for incomplete appointments but not necessarily disqualified.

1. English Equipment: A full bridle, pelham or curb, English-type saddle. (No forward seat saddles allowed.) For rider, informal saddle seat attire with coat and hat or protective headgear. Gaudy colors should be avoided. Prohibited: A single snaffle, hackamore, martingale, or tie-down.
2. Driving: Entries to be shown to a two-wheeled jog cart with driver only. Light show harness with martingale, blinkers, overcheck with separate overcheck bit or sidecheck (separate sidecheck bit is optional) and snaffle bit (straight or jointed). Driver to dress conservatively (not period attire).

SB154 Gait Requirements

To be shown at a flat walk, trot, extended trot and canter; plus slow gait and rack in Five-Gaited classes. In Driving classes, the gaits are a flat walk, trot and extended trot.

SB155 Judging

Manners and suitability as a pleasure mount are paramount. Transitions from one gait to another should be smooth and effortless. Horses must be obedient with prompt transitions. Special emphasis is placed on a true, flat walk. Entries must be asked both ways of the ring to halt and stand quietly on the rail. Horses must stand quietly and back readily in the line-up. TO BE PENALIZED: Pulling, head tossing, laboring action, going sideways and tail-switching.

SB156 Classes Offered and Specifications

1. THREE-GAITED, ENGLISH COUNTRY PLEASURE. Shown at a flat walk, trot, extended trot and canter. Judged

SB - SADDLEBRED DIVISION

75% on manners, performance, presence and quality; 25% on total conformation.

2. **DRIVING COUNTRY PLEASURE.** Shown to a suitable two-wheeled jog cart with driver only. Light show harness with martingale, blinkers, overcheck with separate overcheck bit or sidecheck (separate sidecheck bit is optional) and snaffle bit (straight or jointed). Driver to dress conservatively (not period attire). Shown at a flat walk, trot and extended trot, speed to be penalized. Judged 75% on manners, performance, presence and quality; 25% on total conformation. During any workout, headers are permitted for those not participating on the rail.
3. **FIVE-GAITED COUNTRY PLEASURE.** Shown at a flat walk, trot, extended trot, slow gait, rack at moderate speed and canter. Judged 75% on manners, performance, presence and quality; 25% on total conformation.
4. **ENGLISH TRAIL.** Shown over and through a minimum of five obstacles and at a flat walk, trot and canter on a reasonably loose rein without undue restraint. Judged 75% on manners, performance, presence and quality; 25% on total conformation.
5. **ENGLISH PAIRS.** Shown at a flat walk, trot and canter. Judged 75% on manners, performance, presence, quality and conformation; 25% on uniformity and neatness of attire.
6. **COMBINATION.** Shown in harness as a driving horse and Under Saddle as a Three-Gaited horse, English Equipment. Change of equipment to be made in the ring. Each phase of the competition to count 50%. Prize list to specify whether driver and rider must be same in both phases of the class.
7. **VERSATILITY.** Shown with Western Equipment at a flat walk, jog-trot and lope both ways of the ring. Then shown with English Equipment at a flat walk, trot, extended trot and canter both ways of the ring. Change of equipment for both horse and rider to be made in the ring. Each phase of the competition to count 50%. Prize list to specify whether riders must be the same in both phases of the class.

SUBCHAPTER SB-10 WESTERN**SB157 General**

1. In Western Equipment and Trail classes, a less elevated head carriage should not be penalized. The Western Equipment horse should have more substance, especially in the quarters, be close-coupled and have well-defined withers. As in all American Saddlebred divisions, the best quality specimens of the breed should prevail.
2. Western Country Pleasure horses must be plain shod or unshod. Permissible as plain shod shall be a shoe (inclusive of caulks), which may be thicker at the heel and may include toe clips and side clips. Also permissible is an eggbar shoe. Not permissible as plain shod: bands, bars, pads of any kind, wedges, lead, springs, any attachment that extends below the bottom of the shoe, and any foreign substance not specified as permissible. The sole and entire frog of the foot must be visible. Any animal with prohibited shoeing must be disqualified from further competition at that competition and forfeit all entry fees and winnings.
3. Entries must be shown with full mane and tail. Tails must not be gingered or put in any device (i.e., tailset, bustle or brace) which alters their carriage while on the grounds. The fact that a horse's tail has once been set does not exclude participation. Braids and artificial manes are prohibited. Inconspicuously applied hair in the tail is permitted.
4. If bridles are to be checked, it is the sole responsibility of the judge(s) to do so. The judge may designate the steward to check bridles at the out gate. Riders must dismount.
5. Notwithstanding SB139, professionals may compete in a Western Country Pleasure Prospect Class. In addition, professionals may compete in one designated Open Western Country Pleasure class provided two additional Western classes restricted to amateurs are offered at the same competition. Any such designated class must be scheduled prior to classes restricted to amateurs.

SB158 Appointments

Entries must be penalized for incomplete appointments but not necessarily disqualified.

1. **Western Equipment.** Inconspicuously applied rubber bands may be used to keep the forelock in place. Riders

shall wear Western hat, long sleeved shirt and/or jacket with a collar and a necktie, kerchief or bolo tie, bow tie, peddle-tie, rosette-tie, or pin used as a tie; trousers or pants (or one piece equitation suit is acceptable provided it includes a collar and cuffs). Chaps, shotgun chaps or chinks and boots are required. A vest, coat or sweater may be worn. Protective headgear with harness is optional in all classes (refer to GR801), not required to be of Western style. Spurs are optional. Whips are prohibited except for riders riding side saddle.

- a. A side saddle rider must wear an apron of closed or button type with belt under loops. It is suggested that an apron with waistband cut the same as chaps and double thickness is used in classes where chaps are required.
- b. Entries shall be shown with stock saddle but silver equipment will not count over a good working outfit. A side saddle shall be considered legal equipment. Tapaderos are prohibited. Hobbles and riata are not required.
- c. There shall be no discrimination against any standard Western bit. A standard Western bit is defined as having a shank with a maximum length overall of 8 1/2". The mouthpiece will consist of a metal bar 5/16" to 3/4" in diameter as measured one inch in from the shank. The bars may be inlaid but must be smooth or latex wrapped. Nothing may protrude below the mouthpiece (bar) such as extensions, prongs or rivets designed to intimidate the horse. Rollers attached to the center of the bit are acceptable, and may extend below the bar. Jointed mouthpieces are acceptable and may consist of two or three pieces and may have one or two joints. A three-piece mouthpiece may include a connecting ring of 1 1/4" or less in diameter or a connecting flat bar of 3/8" to 3/4" (measured top to bottom with a maximum length of 2"), which lies flat in the mouth, or a roller or port as described herein. The port must be no higher than 3 1/2" maximum with roller(s) and covers acceptable. Jointed mouthpieces, half-breeds and spade bits are standard. Slip or gag bits, rigid donut mouthpieces and flat polo mouthpieces are prohibited. Roping bits with both reins connected to a single rein at center of cross bar shall not be used. Reins must be attached to each shank. Any rein design or other device which increases the effective length and thereby the leverage of the shank of a standard western bit is prohibited. Anything that alters the intended use of the equipment as provided for in the description of appointments for a given class is considered to be an artificial appliance.
- d. Standard snaffle bits are permitted in any class on horses four years old and under that have never been shown in any Western event in a curb bit bridle. A standard snaffle bit is defined as a center jointed single, rounded, unwrapped smooth mouthpiece of 5/16" to 3/4" diameter metal as measured from ring to 1" in from the ring with a gradual decreased to the center of the snaffle. The rings may be from 2" to 4" outside diameter of either the loose type, eggbutt, dee or center mounted without cheeks. If a curb strap is used it must be attached below the reins.
- e. Hackamores are permitted in any class on horses four years old and under that have never been shown in any Western event in a curb bit bridle. A hackamore includes a bosal rounded in shape and constructed of braided rawhide or leather and must have a flexible nonmetallic core attached to a suitable headstall. Attached reins may be of hair, rope or leather. No other material of any kind is to be used in conjunction with a bosal, i.e., steel, metal or chains (Exception: smooth plastic electrical tape is acceptable)
- f. Curb chains and leather chinstraps may be used but must be flat and at least 1/2" in width and lie flat against the jaws of the horse. No wire, rawhide, metal or other substance can be used in conjunction with or as part of the leather chinstrap, or curb chains. Rounded, rolled, braided or rawhide curb straps are prohibited. A light lip strap is permissible. Hackamore bits, bosals, cavesson type nosebands, martingales and tiedowns are prohibited. A judge does not have the authority to add or to remove any of the standard equipment as specified above.
- g. A snaffle or hackamore horse is not more than four years old and must never have been shown in any western event in a bridle. Rider may use both hands. Both hands must be visible to the Judge. Horses may not switch from a curb bit to a snaffle or hackamore.

SB159 Gait Requirements

To be shown at a flat walk, jog-trot, and lope on a reasonably loose rein without undue restraint (ridden with one hand on reins, refer to SB161.1 and SB158).

SB160 Judging

Manners and suitability as a pleasure mount are paramount. Transitions from one gait to another should be smooth and effortless. Horses must be obedient with prompt transitions. Special emphasis is placed on a true, flat walk.

Entries must be asked both ways of the ring to halt and stand quietly on the rail. Horses must stand quietly and back readily in the line-up. TO BE PENALIZED: Pulling, head tossing, laboring action, going sideways and tail-switching.

SB161 Classes Offered and Specifications

1. WESTERN COUNTRY PLEASURE. (Open, Amateur, Masters, Maiden, Novice, Limit, Mares, Geldings, Junior Horse, OTR, Ladies, Gentlemen, Junior Exhibitor.) To be shown at a flat walk, jog- trot, lope. To stand quietly and back readily. Only one hand may be used on reins and hands must not be changed except to negotiate an obstacle in a Trail Horse Class. The rider's hand is to be around reins. When end of split reins fall on side of reining hand, one finger between reins is permitted. When using romal or when ends of split reins are held in hand not used for reining, no finger between reins is allowed. Rider may hold romal or end of split reins to keep them from swinging and to adjust the position of the reins provided it is held with at least 16" of rein between the hands. To be judged on manners, performance, quality and conformation.
2. WESTERN COUNTRY PLEASURE WALK /JOG. For riders 12 years of age and under. Horses to be shown and judged in accordance with other Western Country Pleasure classes with the exception that horses will not be asked to halt on the rail or back. Riders must never have been judged in a class at a licensed or non-licensed competition that required a canter or lope. Headers will be permitted in the lineup and will be called in by the announcer after the class has lined up and before they are judged. One attendant without whip will be permitted to head each horse during the lineup.
3. WESTERN COUNTRY PLEASURE PROSPECT. Open only to horses competing during their first or second competition years as Western Country Pleasure horses, according to the records of the American Saddlebred Horse Association. May be shown by a professional, amateur, or junior exhibitor. Hackamores and snaffle bits are permitted. To be shown at a flat walk, jog- trot, and lope. To stand quietly and back readily. Only one hand may be used on reins (two hands are permitted for Hackamores and snaffle bits) and hands must not be changed. The rider's hand is to be around reins. When end of split reins fall on side of reining hand, one finger between reins is permitted. When using romal or when ends of split reins are held in hand not used for reining, no finger between reins is allowed. Rider may hold romal or end of split reins to keep them from swinging and to adjust the position of the reins provided it is held with at least 16" of rein between the hands. To be judged on manners, performance, quality and conformation.
4. WESTERN COUNTRY PLEASURE CHAMPIONSHIP (Open, Amateur, Masters, Junior Exhibitor). To be eligible, horse must have been entered, shown and judged in a designated qualifying class. To be shown at a flat walk, jog-trot and lope on a reasonably loose rein without undue restraint (ridden with one hand on reins, refer to SB161.1 and SB158). To stand quietly and back readily. To be judged on manners, performance, quality and conformation.
5. WESTERN SHOW PLEASURE. Shown at a flat walk, jog-trot and lope and ridden with one hand on the reins. (See SB161.1 and SB158). Judged 75% on manners, performance, presence and quality; 25% on total conformation.
6. SADDLE & BRIDLE'S SHATNER WESTERN PLEASURE CLASS. For permission to offer this class and complete details, contact "Saddle & Bridle Magazine," 375 North Jackson Avenue, St. Louis, MO 63130. www.saddleandbridle.com.
 - a. Saddle & Bridle's Shatner Western Pleasure. Open to amateur riders of any age. Shown at a flat walk, jog trot

and lope on a reasonably loose rein without undue restraint (ridden with one hand on reins, refer to SB161.1 and SB158). Judged 75% on manners, performance, presence and quality; 25% on total conformation. A minimum of three horses must be entered, shown, and judged in order to be an official Shatner qualifying class for the finals. The Show committee must previously state in the prize list, if they intend to use Saddle & Bridle's Shatner Western Pleasure Class as a qualifier and this class cannot be the sole qualifying class for the competition's championship. One Shatner qualifying class first place ribbon eliminates that horse from further competition in qualifying classes that season.

- b. Saddle & Bridle's Shatner Western Pleasure **National** Championship. The Finals will be divided into amateur and Junior Exhibitor classes. Horses are qualified not the rider. Qualified horses may show in their respective finals with an adult or juvenile rider, but horses may not compete in both finals. The class is open to amateur riders of any age; therefore a junior exhibitor may compete in both finals. In order to compete in the Junior Exhibitor final the horse must have received a ribbon in any Saddle & Bridle Shatner Western Pleasure qualifying class when shown by a junior exhibitor. *BOD 2/29/16 Effective 4/1/16*
7. SADDLE & BRIDLE'S WORKING WESTERN PLEASURE CLASS. For permission to offer this class and complete details, contact "Saddle & Bridle Magazine," 375 North Jackson Avenue, St. Louis, MO 63130. www.saddleandbridle.com.
- a. Saddle & Bridle's Working Western Pleasure. To be shown at a flat walk, jog trot and lope on a reasonably loose rein without undue restraint. Only one hand may be used on reins and hands must not be changed except to negotiate an obstacle in a Trail Horse Class (two hands are permitted for Hackamores and snaffle bits.) Judged 40% on manners, presence, conformation and quality while working on the rail, 60% on ability to complete the working portion of the class. The working portion of this class shall consist of four or five obstacles (See WS122 and WS126 for obstacles) to be traversed as a course. After three refusals an entry must skip to the next obstacle. At all times entry must exhibit appropriate manners and horsemanship. A minimum of three horses must be entered, shown, and judged in order to be an official Working Shatner qualifying class. The top three ribbon winners in a qualifying class during the qualifying season are eligible to compete at the finals. There is no limit to the number of times an entry may qualify for the finals.
 - b. Saddle & Bridle's Working Western Pleasure Finals. The top three ribbon winners in a qualifying class during the qualifying season are eligible to compete at the finals. Horses may be ridden by a different rider at the finals. Individual workouts may be required in the finals to demonstrate versatility and reinsmanship.
8. WESTERN TRAIL. Shown over and through a minimum of five obstacles and at a flat walk, jog-trot and lope on a reasonably loose rein without undue restraint. Only one hand may be used on reins and hands must not be changed except to negotiate an obstacle in a Trial Horse Class (two hands are permitted for Hackamores and snaffle bits.) Judged 75% on manners, performance, presence and quality; 25% on total conformation.
9. WESTERN PAIRS. Shown at a flat walk, jog-trot and lope (ridden with one hand on reins, refer to SB161.1 and SB158). Judged 75% on manners, performance, presence, quality and conformation; 25% on uniformity and neatness of attire.
10. VERSATILITY. Shown with Western Equipment at a flat walk, jog-trot and lope both ways of the ring. Then shown with English Equipment at a flat walk, trot, extended trot and canter both ways of the ring. Change of equipment for both horse and rider to be made in the ring. Each phase of the competition to count 50%. Prize list to specify whether riders must be the same in both phases of the class.

Illustrations depicting headsets for an American Saddlebred competing in Western Pleasure

ACCEPTABLE




Fig. 1

UNACCEPTABLE




Fig. 3

ACCEPTABLE

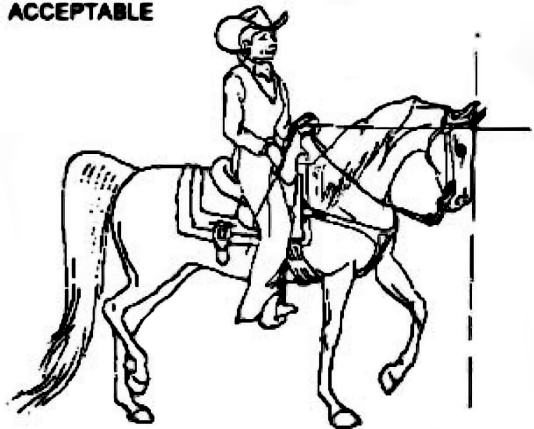


Fig. 2

UNACCEPTABLE


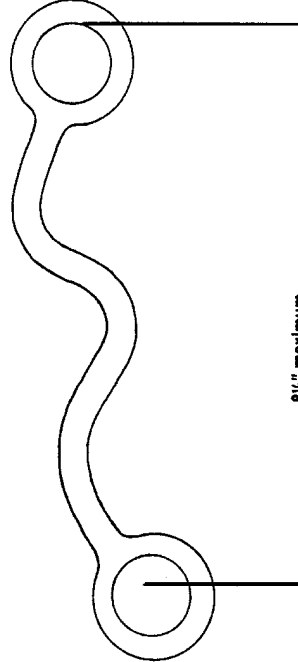
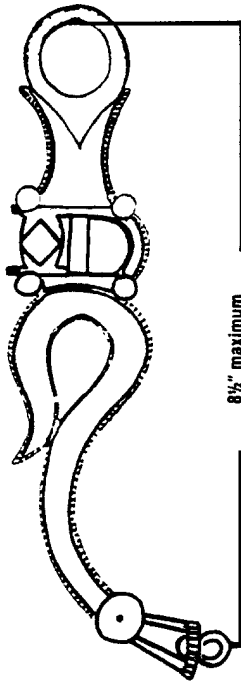



Fig. 4

	GOOD	MINOR FAULTS	MAJOR FAULTS	ELIMINATION
WALK	Ground covering Flat footed Good attitude	Slow Disinterested Not attentive	Nervous Jogging not walking	
JOG	Easy riding Free action Consistent Steady	Too slow Too fast	Not performing a two-beat jog Failing to jog both front and back Hard or rough riding	
LOPE	Easy riding Good motion Consistent Steady	Too slow Too fast	Wrong lead Pulling Not performing a three- beat lope Hard or rough riding	
BACK	Proper flexion Readily responsive Back in straight line	Hesitant Not backing straight	Throwing head Gaping mouth Pulling, not backing Rearing	
GENERAL	Smooth Steady Easy riding Proper flexion and balance Good attitude Reasonably loose rein without undue restraint	Over or under flexion Sour ears Switching tail Inconsistent speed Out of balance Poll too high or too low to throw horse out of balance Improper or incomplete appointments	Throwing head Bad mouth Consistent bumping of the bit Gaping mouth Bleeding mouth Kicking Consistent breaking of gaits Obvious schooling	Two hands on reins (exception: snaffle/ hackamore horses) Fingers between closed reins More than one finger between split reins Illegal equipment Riding with whip (except sidesaddle) Lameness Fall of horse or rider Cueing horse in front of cinch
HALT	Standing quietly	Fidgeting Moving slightly	No halt	

*Eliminated entries are ineligible to receive an award regardless of the number of competitors in the class. However, eliminated entries that complete the qualifying class are eligible to participate in the championship unless the prize list specifically restricts entries in the championship to ribbon winners only. (See GR118)

SOME ACCEPTABLE CURB CHAINS



**CORRECT METHOD OF MEASURING
OVERALL BIT LENGTH. A VERTICAL LINE
FROM THE UPPER MOST PART OF HEADSTALL
SLOT TO THE REIN RING.**

SUBCHAPTER SB-11 HUNTER COUNTRY PLEASURE

SB162 General

1. The American Saddlebred Hunter Country Pleasure Horse must give the distinct appearance of being a pleasure to ride and display a pleasurable and relaxed attitude. It should be in a generally longer frame than that of other American Saddlebred Country Pleasure Horses. The neck should be carried lower and the head should be carried in a more relaxed manner with less bend at the poll. High headed horses and horses behind the vertical must be penalized. As in all American Saddlebred divisions, the best quality specimens of the breed should prevail.
2. Hunter Country Pleasure horses must be plain shod or unshod. Permissible as plain shod shall be a shoe (inclusive of caulks), which may be thicker at the heel and may include toe clips and side clips. Also permissible is an eggbar shoe. Not permissible as plain shod: bands, bars, pads of any kind, wedges, lead, springs, any attachment that extends below the bottom of the shoe, and any foreign substance not specified as permissible. The sole and entire frog of the foot must be visible. Any animal with prohibited shoeing must be disqualified from further competition at that competition and forfeit all entry fees and winnings.
3. Horses may show with a braided mane and tail. Horses may not be penalized for showing with a full, unbraided mane and tail. Tails must not be gingered or put in any device (i.e., tailset, bustle or brace) which alters their carriage while on the grounds. The fact that a horse's tail has once been set does not exclude participation. Artificial manes are prohibited. Inconspicuously applied hair in the tail is permitted.
4. Professionals may compete in the American Saddlebred division in Hunter Country Pleasure Prospect or Hunter Country Pleasure classes designated as open, provided two additional Hunter classes restricted to amateurs are offered at the same competition.

SB163 Appointments

Entries must be penalized for incomplete appointments but not necessarily disqualified.

1. Hunter pleasure horses shall be shown with hunter-style equipment, including a forward or balance seat saddle. Exception: an appropriate style side saddle is permitted. A snaffle bridle, pelham with two reins, kimberwicke bits or a full bridle (curb and snaffle). If a full bridle is used, it must be of hunter style with curb shanks not exceeding five inches (5"). Curb shanks exceeding five inches (5") will be penalized. Breast plates are permissible, but martin-gales are prohibited.
2. Attire shall be traditional hunter-style jacket, breeches or hunter jodhpurs, dark hunting cap, derby or protective headgear and appropriate boots. Tall dress or tall field boots are preferred as traditional. Paddock or jodhpur boots with matching half chaps are permitted, although not considered as traditional. A stock, choker or four in hand with any color shirt is correct. Shadbellies are prohibited. Exception: a side saddle rider may wear a skirt, divided skirt, or apron.
3. In all classes, gloves, hunter crop or bat, spurs and appointments are optional. Junior riders shall wear headgear with protective harness attached when mounted.

SB164 Gait Requirements

To be shown at a walk, trot, extended trot, canter and hand gallop both ways of the ring. For safety reasons the judge may limit the number of horses to hand gallop at one time. Entries must be asked both ways of the ring to halt and stand quietly on the rail.

SB165 Judging


Manners and suitability as a pleasure mount are paramount. Transitions from one gait to another should be smooth and effortless. Horses must be obedient with prompt transitions. Special emphasis is placed on a true, flat walk. Entries must be asked both ways of the ring to halt and stand quietly on the rail. Horses must stand quietly (Hunter horses are not to be stretched) and back readily in the line-up. TO BE PENALIZED: Pulling, head tossing, laboring action,

SB - SADDLEBRED DIVISION


going sideways, tail-switching and excessive speed at the hand gallop. For Hunter Country Pleasure Horses, competitors enter the ring in a counterclockwise direction at the trot. Light contact with the horse's mouth must be maintained at all gaits. Judges must consider the performance at each gait equally in adjudicating the class. Horses may show with a braided mane and tail. Horses may not be penalized for showing with a full, unbraided mane and tail.

Illustrations depicting headsets for an American Saddlebred competing in Hunter Country Pleasure.

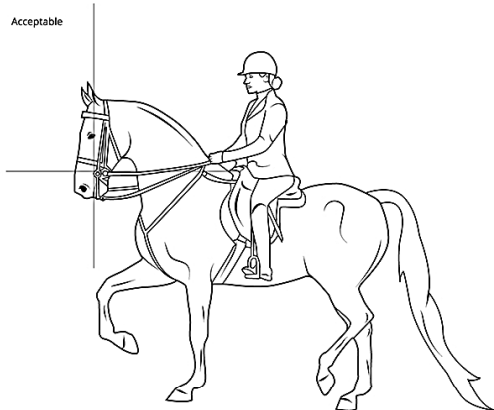
To be penalized



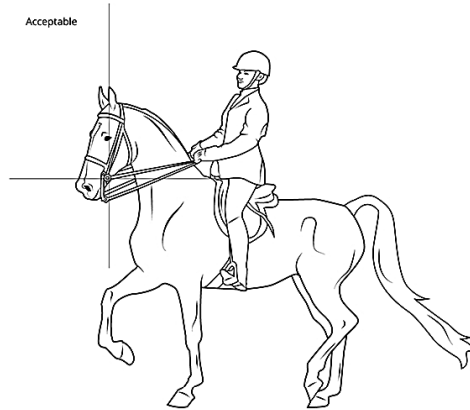
To be penalized



Acceptable



Acceptable



SB166 Classes Offered and Specifications.

1. HUNTER COUNTRY PLEASURE. (Open, All Ages, Ladies, Gentlemen, Adult Amateur, Master, Juvenile, Maiden, Novice, Limit, Junior, Championship, or Stake.) To be shown at a walk, trot, extended trot, canter and hand gallop both ways of the ring. For safety reasons the judge may limit the number of horses to hand gallop at one time. Entries must be asked both ways of the ring to halt and stand quietly on the rail. To be judged on manners, performance, suitability as a Hunter, quality and conformation. In the line, horses must stand quietly with all four legs perpendicular to the ground. Horse shall be required to back readily in the line.
2. HUNTER COUNTRY PLEASURE PROSPECT. Open only to horses competing during their first or second competition years as Hunter Country Pleasure horses, according to the records of the American Saddlebred Horse Association. May be shown by a professional, amateur or junior exhibitor. To be shown at a walk, trot, extended trot, canter and hand gallop both ways of the ring. For safety reasons, the judge may limit the number of horses required to hand gallop at one time. Entries must be asked both ways of the ring to halt and stand quietly on the rail. To be judged on suitability as a Hunter, manners, performance, quality and conformation. In the line, horses

must stand quietly with all four legs perpendicular to the ground. Horse shall be required to back readily in the line.

3. SADDLE & BRIDLE'S HUNTER SEAT CLASSIC. For permission to offer this class and complete details contact "Saddle & Bridle Magazine", 375 North Jackson, St. Louis, MO 63130. www.saddleandbridle.com.
 - a. Saddle & Bridle's Hunter Seat Classic. Open to amateur riders of any age. To be shown at the walk, trot, extended trot, canter and hand gallop both ways of the ring. For safety reasons the judge may limit the number of horses to hand gallop at one time. Horses must be obedient with smooth and prompt transitions. Light contact with the horse's mouth is required. The horse should wear his head in a relaxed, natural manner. **Entries must be asked both ways of the ring to halt and stand quietly on the rail.** In the line, horses must stand quietly with all four legs perpendicular to the ground. **Horses shall be required to back readily in the lineup.** To be judged on manners, performance, suitability as a hunter, quality and conformation. There will be no jumping during qualifying classes or during finals. A minimum of three horses must be entered, shown and judged in order to be an official qualifying class. The top two ribbon winners in a qualifying class during the qualifying season are eligible to compete at the finals. There is no limit to the number of times an entry may qualify for the finals. **BOD 1/15/16 Effective 2/1/16 BOD 2/29/16 Effective 4/1/16**
 - b. Saddle and Bridle's Hunter Seat Classic **National** Championship. The class is open to amateur riders of any age. In order to compete in the Finals the horse must have received first or second in an official Saddle & Bridle's Hunter Seat Classic qualifying class. **BOD 2/29/16 Effective 4/1/16**

SUBCHAPTER SB-12 PARK PLEASURE

SB167 Description and Eligibility

1. The American Saddlebred Park Pleasure Horse should be stylish with finish, quality and well mannered. The performance should be animated and graceful at all gaits.
2. This section is open to professionals and amateurs. Horses shown in any class of this division are ineligible to show in the American Saddlebred Performance Division (i.e. Three-Gaited, Five-Gaited, Fine Harness, and Park Horse) or the American Saddlebred Pleasure and Country Pleasure divisions at the same show except they may show in In-Hand or Model classes. Classes in the Park Pleasure division are open to mares and geldings only.
3. Country Park Pleasure horses must be plain shod. Permissible as plain shod shall be a shoe (inclusive of caulks), which may be thicker at the heel and may include toe clips and side clips. Also permissible is an eggbar shoe. Not permissible as plain shod; bands, bars, pads of any kind, wedges, lead, springs, any attachment that extends below the bottom of the shoe, and any foreign substance not specified as permissible. The sole and entire frog of the foot must be visible. Any animal with prohibited shoeing must be disqualified from further competition at that competition and forfeit all entry fees and winnings.
4. In Park Pleasure classes entries must be shown with a full mane and tail. Horses showing in the Park Pleasure division may wear tailsets or bustles, but may not show with the tail gingered, tied or braced and unset tails will not be penalized. The use of artificial appliances or devices such as chains, shackles, rubber bands, blinkers (except when driving) or blindfolds are prohibited on the grounds before or during the show. Any animal with prohibited equipment must be disqualified from further competition at that show and forfeit all entry fees and winnings.

SB168 Appointments

A full bridle, pelham or curb, any English-type saddle. For rider, informal attire with coat and hat or protective headgear. Gaudy colors should be avoided. Prohibited: A single snaffle, hackamore, martingale or tie-down.

SB169 Judging Procedure

To be judged on manners, performance, presence and quality and conformation. Country Park Pleasure horses must be obedient with prompt transitions and entries must be asked, both ways of the ring, to halt and stand quietly on the rail.

SB170 Gait Requirements

1. Park Pleasure horses are to be shown at a flat walk, trot and canter.
2. Country Park Pleasure horses are to be shown at a true flat walk, a trot, an extended trot, and canter.

SB171 Classes Offered and Specifications

1. PARK PLEASURE THREE-GAITED; OPEN, JUNIOR, THREE-YEAR-OLD, MAIDEN, NOVICE, LIMIT, AMATEUR, MASTER: Shown at a flat walk, trot, and canter. Horses must stand quietly and back readily in the line-up. Judged 75% on manners, performance, presence and quality; 25% on total conformation.
2. PARK PLEASURE DRIVING; OPEN, JUNIOR, THREE-YEAR-OLD, TWO-YEAR-OLD, MAIDEN, NOVICE, LIMIT, AMATEUR, MASTER: Shown to a two-wheeled jog cart with driver only. Shown at a flat walk, trot and extended trot, speed to be penalized. Light harness with martingale, bridle with blinkers, snaffle and separate overcheck are required. Horses are required to back. Judged 75% on manners, performance, presence and quality; 25% on total conformation.
3. UPHA THREE-YEAR-OLD PARK PLEASURE CLASSIC: Shown at a flat walk, trot and canter. Horses must stand quietly and back readily in the line-up. Judged 75% on manners, performance, presence and quality; 25% on total conformation. Horses showing in the Park Pleasure division may wear tailsets or bustles, but may not show with the tail gingered, tied or braced, and unset tails will not be penalized.
4. ASR TWO-YEAR-OLD, THREE-YEAR-OLD, FOUR-YEAR-OLD SWEEPSTAKES; ASR NATIONAL THREE-YEAR-OLD FUTURITY: Shown at a flat walk, trot, and canter. Horses must stand quietly and back readily in the line-up. Judged on manners, performance, conformation, presence, and quality. Entries are to be stripped. (Refer to SB102.2 and SB105.)
5. COUNTRY PARK PLEASURE THREE-GAITED; OPEN, JUNIOR, THREE-YEAR-OLD, MAIDEN, NOVICE, LIMIT, AMATEUR, MASTER: Shown at a true flat walk, trot, extended trot, and canter. Horses must be asked both ways of the ring to halt and stand quietly on the rail. Horses must stand quietly and back readily in the line up. Judged 75% on manners, performance, presence, and quality; 25% on total conformation.

SUBCHAPTER SB-13 IN-HAND AND MODEL

SB172 In-Hand

General. These rules govern all classes where horses are shown In-Hand, including open and futurity classes. Special rules for showing in Pleasure In-Hand and Youth Showmanship classes apply.

SB173 Appointments

1. Entries to be led in the ring and shown in bridle or halter without quarter boots, blinkers, blindfolds or other appliances. PROHIBITED: Curb bits and tail sets on weanlings and yearlings.
2. The use of artificial appliances or devices on weanlings and yearlings such as chains, shackles, rubber bands or blindfolds is prohibited on the grounds before or during a competition. Smooth, round leather straps will be allowed prior to entering the competition ring.
3. Blinker hoods with half cups mounted in the vertical position so as to allow forward vision are allowed on weanlings and yearlings prior to entering the competition ring.
4. Weanlings and yearlings must show with uncut, unset tails; tail sets and bustles worn on the competition grounds in preparation for the competition are expressly forbidden on weanlings. Bustles are permitted on yearlings.
5. Any entry with prohibited equipment must be disqualified and shall forfeit all entry fees and winnings at that competition.

SB174 Attendants

Only two people per animal are permitted in the ring. Handlers and attendants must be neatly and appropriately

dressed in clean and well-fitted clothes. Each may carry or use a whip not exceeding 6' including lash; the lash shall not have been altered in any way **except no more than two ribbon streamers attached that are eight inches or less in length**. It must be a standard whip of suitable style. *BOD 1/16/16 Effective 4/1/16*

SB175 Judging Procedures

1. Conformation and finish count 50% of the total score. All entries should be judged according to the standards for the ideal American Saddlebred type and conformation. Defects must be penalized. Way of going and natural action count 50% of the total score. **Labored way of going to be severely penalized**. All entries should be judged according to the standards for the walk and trot. Undesirable traits should be penalized.
2. All entries should enter the ring, one at a time, showing at the trot.
3. Entries are to be judged individually standing **and** at a walk and trot on the lead.
4. Horses should stand squarely on all four feet with the front legs perpendicular to the ground. Rear legs may be placed slightly back, but the handler may be asked to move hind legs under the animal for inspection.
5. If the judge elects to have a second workout, all horses chosen for the workout should perform at a walk and trot on the lead. *BOD 1/16/16 Effective 4/1/16*

SB176 Classes Offered

In-Hand classes may include open and amateur divisions for: Weanlings (Colts and/or Fillies); Yearlings (Colts & Geldings and/or Fillies); Two-Year-Olds (Colts & Geldings and/or Fillies); Three-Year-Olds (Three-Gaited or Five-Gaited/Fine Harness Stallions & Geldings and/or Mares); Four-Year-Olds and over (Three-Gaited or Five-Gaited/Fine Harness Stallions & Geldings and/or Mares); Stallions Suitable to Get (Three-Year-Olds & Over); Sire & Get (Stallion to be shown with two or more of Get); Get of Sire (Two or more of get to be shown); Broodmares (may be divided into mares that have produced foals and mares that have been bred but have not produced); Broodmare and Foal; Dam and Produce (Mare to be shown with two or more of produce); Produce of Dam (two or more of produce to be shown).

SB177 Model

1. Appointments and Attendants: Refer to SB173, SB174 and SB175.
2. Judging Criteria: Horses in Model classes are to be judged according to the standards for the ideal American Saddlebred type and conformation. Defects must be penalized. Entries in Model classes are to be judged on conformation and finish only and are not to be moved on the line; way of going is not to be considered.
3. Judging Procedures: Three-Gaited: Entries must have roached mane and tail and are to be led into the ring wearing bridle or halter, without quarter boots. Fine Harness and Five-Gaited: Entries must have full mane and tail and are to be led into the ring wearing bridle or halter, without quarter boots.
4. Special rules for showing in Pleasure Model classes apply. Refer to SB144.

SUBCHAPTER SB-14 YOUTH SHOWMANSHIP IN HAND

SB178 Judging Criteria

In Showmanship classes, the junior exhibitor is judged on his/her ability to present and show a horse in the ring to its greatest advantage in such a manner as to overcome any conformation faults. Judging is based on: 50%—Presentation of the horse and showmanship skills; 40%—Condition, grooming and fitting of the horse; 10%—Appearance and grooming of exhibitor.

SB179 Appointments

1. Weanling—Leather show halter with matching lead strap.
2. Yearling—Leather show halter or snaffle bridle with matching lead strap. Prohibited: Curb bits on weanlings and yearlings.

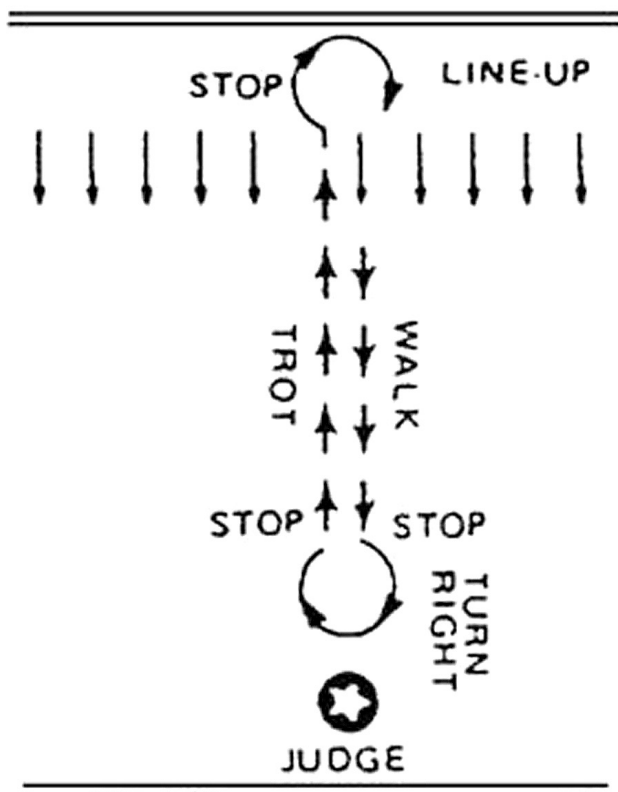
3. Two-Year-Olds & Older—Double bridle or curb alone. If a double bridle is used, the snaffle rein may be removed. If the snaffle rein has not been removed, it should be placed over the horse's withers. The horse is led and presented with the curb rein only.
4. Only a riding whip is permitted, but no appendages such as plastic or ribbon may be used. Prohibited: Noise makers, clumps of grass, clickers, quarter boots, blinkers or other appliances.
5. Correct attire: Jodhpurs or neat, dark slacks, long-sleeved shirt, tie, boots and vest (of any material) or proper western or hunt dress; coats of any kind are prohibited; hats and gloves are optional. Clothes and person should be neat and clean. (See GR801)

SB180 Judging Procedures

1. Entries should enter the competition ring at the gait requested and lead in the direction indicated by the ringmaster until asked to line up the horse for inspection. A distance of at least ten feet (about two horse lengths) should be maintained between entries, both in circling the ring and in the line-up.
2. The horse must stand squarely with weight distributed on all four feet, hooves pointed straight ahead and with the front legs perpendicular to the ground. The horse's feet may be moved by pulling/pushing on the lead rein as necessary, along with putting the hand on the shoulder and exerting pressure if required. To be penalized: Using a foot or a whip to move the horse's feet.
3. The handler should be positioned in front of the horse in such a way as to be able to see the animal and present a full view of the horse to the judge, being careful to stay out of the judge's way. The handler should observe both the horse and the judge at all times and not be distracted by persons or objects outside the ring.
4. The lead shank/rein should be held in the right hand about 12 to 24 inches from the halter or bit. The other end should be neatly held in the left hand. It is permitted to change hands if it is more convenient to put the horse in position or while showing to the judge.
5. The handler's body should be well-balanced so as to permit free movement and the proper presentation of the horse. Fluidity of motion and a flexible position to work the horse are essential.
6. When the judge is down the line or is looking at another entry, the handler should stand at the horse's head on the opposite side of the judge as much as possible. Instructions should be followed promptly and sharply. It is permitted to adjust or mildly correct the horse.

SB181 Workouts

1. An acceptable standard pattern for the mandatory individual workout:



2. The handler should stand to the horse's left and move off on a loose rein if possible, leading from the left side. A light touch of the whip is permitted, if necessary. The horse should move out briskly and in a straight line. When moving away from the judge, the horse should be kept in line with the judge so the horse's movement can be observed. The horse should be brought to a complete stop at either end of the line before turning. The horse should be turned to the right, away from the handler, at the end of the line.
3. When the judge is observing other horses, the horse should stand reasonably well-posed. The handler should appear alert and showman like until the entire class has been placed and the judge has submitted his card.
4. The handler should be natural and avoid overshadowing, undue fussing and maneuvering, and respond promptly to requests from the judge or other officials. Courtesy and good sportsmanship should prevail at all times.
5. TO BE PENALIZED: Incorrect or dirty attire; poorly groomed and trimmed horses; incorrect or dirty equipment (i.e., keepers out, twisted cheek pieces, etc.); overuse of whips or reins; interfering with other exhibitors; overcoaching from outside the ring; exaggerated, stiff or rigid position; not following instructions. NOTE: 4-H regulations may differ from the above. If you are showing in 4-H Showmanship classes, please consult local 4-H rules.

SUBCHAPTER SB-15 CARRIAGE PLEASURE DRIVING

Carriage Pleasure Driving classes held in the American Saddlebred Division are to be conducted in accordance with the Carriage Pleasure Driving Division, Chapter CP.

SUBCHAPTER SB-16 GOLDEN

SB182 General

Classes restricted to Golden American Saddlebred horses shall be shown and judged under the general rules of the American Saddlebred Division.

SB183 Specifications

1. All horses must be shown with a full mane and tail except Weanlings and Three-Gaited horses which may be shown with a roached mane and tail.
2. The ideal body coat color shall be that of a gold coin. Acceptable individuals may have color variations either lighter or darker. Purity of color is desirable. The mane and tail should be white and the presence of dark hairs will lower the color score. White markings permitted only on the face and legs.

SUBCHAPTER SB-17 PARADE

SB184 General

The Parade horse should exhibit all the good American Saddlebred conformation traits and be of sufficient size and substance to carry the rider's weight and Parade equipment easily. Entries may be of any color and are to be shown with a full mane and tail. Tail may be set.

SB185 Appointments

Horses are to be shown with a western-type, decorative silver saddle and bridle. Breast plates, tapaderos and serapes may be used as additional appointments. PROHIBITED: Tie-down martingales, draw reins, boots and artificial color or markings.

SB186 Judging Procedure

75% performance, manners, quality and conformation; 25% appointments of horse and rider. Desired characteristics are action, collection and brilliance. Conformation must be considered in Championship Classes. To be shown and judged under the rules of the Parade Horse Division (Federation Chapter PH). Exception: Stallions are prohibited in Ladies and Junior Exhibitor classes.

SB187 Gait Requirements

1. The Parade Horse is shown at an animated walk and a parade gait, maximum speed being 5 MPH. There should be enough difference between the animated walk and parade gait to distinguish two separate gaits.
2. Horses may be asked to halt on the rail at any time during the performance part of the class to demonstrate willingness to stand.
3. Excessive speed, bad manners, bad mouth, not standing quietly and irregular gaits are undesirable.

SB188 Classes Offered

Open, Ladies, Junior Exhibitor, Amateur (Ladies and/or Gentlemen), Owners, Amateur Owners, Pinto, Palomino/Golden, Solid Color other than Palomino/Golden and Championships.

SUBCHAPTER SB-18 ROADSTER

SB189 General

The Roadster should have good American Saddlebred conformation and be shown with a full mane and tail. Tails must not be gingered or put in a tail brace or any other device. Wagon Roadsters will have more scale and height than Bike Roadsters.

SB190 Appointments

In Bike and Under Saddle classes, exhibitors shall wear stable colors, cap and jacket to match. In Wagon classes, exhibitors shall wear a business suit with a hat of choice. The exhibitor's number must be worn on the driver's back. Protective headgear may be worn without penalty. (See GR801)

SB191 Equipment

Roadsters shall be shown to a bike (or wagon) of good appearance and stability. Harness with martingale, shall consist of bridles with square blinkers, snaffle bit and overcheck, breast collar with straight flaps, with traces made round with flat ends. Reins should be of tan leather and made round up to the handpieces. Quarter boots are optional.

SB192 Judging Procedures

1. Roadsters must enter the ring clockwise at a jog-trot, then show at the road gait. On the reverse, to be shown at the jog-trot, road gait and then at speed. All three gaits must be considered.
2. Horses shall be shown on the rail at all times except when passing and should go to the far end on every corner without side-reining; should be light mouthed, capable of being taken up at any time, willing to walk and stand quietly when being judged in the center of the ring.
3. Judged on performance, speed, quality and manners. Exception: Manners are emphasized in Amateur and Junior Exhibitor classes.

SB193 Gait Requirements

At all speeds, Roadsters should work in form; i.e., chins set and legs working beneath them, going collectedly. Animation, brilliance and competition ring presence should be evident working at the jog-trot and road gait. UNDESIRABLE: Long, sprawling front action, dragging or trailing hind legs and straddle-gaited action behind, all of which indicate imbalance. Pacey or mixed gait; pacing and racking on turns; or breaking and running on the turns shall be penalized.

SB194 Classes Offered

Classes are offered for Amateurs, Junior Exhibitors, Open, Under Saddle and Championships. Under Saddle classes do not qualify for Bike/Wagon Championships. Classes may be offered for horses shown to a wagon.

SUBCHAPTER SB-19 LADIES SIDE SADDLE SECTION

SB195 General

1. The American Saddlebred Ladies Side Saddle horse should be typical of the American Saddlebred breed.
2. Competitors enter the ring in a counterclockwise direction at the trot or jog-trot.
3. Judges must consider all gaits equally in adjudicating this class.
4. When entries warrant, it is recommended that side saddle classes be divided into English or Western.
5. Safety is of the utmost importance in tack and attire. Judges should penalize exhibitors not conforming to good safety practices.
6. Horses competing in the Ladies Side Saddle section may cross enter into the American Saddlebred Pleasure sections if they meet the requirements of the section (e.g. use of artificial appliances, shoeing, tail sets, tack and attire etc.)

SB196 Appointments

1. Bridle
 - a. Saddle Seat—full bridle, pelham or curb
 - b. Hunter—per American Saddlebred Hunter Country Pleasure Appointments, SB163.1
 - c. Show Hack—single snaffle, full bridle, pelham, kimberwick bit; browband and cavesson other than Hunter or Dressage types are prohibited. Unconventional tack such as figure eight, drop, or flash nosebands are prohibited.
 - d. Western— Per American Saddlebred Western Country Pleasure, SB158.1
 - e. Period—appropriate bridle of style depicted by a period costume is also acceptable.
2. Martingales or tie downs are prohibited.
3. Saddle: Appropriate side saddle, either English or Western style.
4. Attire: For all seats, a skirt, divided skirt or apron, hat, and appropriate boots are required. Protective headgear

SB - SADDLEBRED DIVISION

may be worn without penalty. (See GR801)

- a. Saddle Seat—In morning and afternoon classes, informal Saddle Seat riding habit or Day Coat with jodhpurs, a collared shirt, tie, vest, complimentary gloves, derby or soft hat. More formal attire may be worn in the evenings. Dark colored, formal Saddle Seat riding habit consisting of a tuxedo-type jacket with collars and lapels of the same color with matching jodhpurs, formal shirt, bow tie, vest or cummerbund, complimentary gloves and matching top hat.
 - b. Hunter—Per American Saddlebred Hunter Country Pleasure Appointments, SB163.2
 - c. Show Hack—Attire consists of hunter style coat, traditional short or long sleeved riding shirt with a choker or tie, and breeches. A conservatively colored hunting cap, derby or protective headgear is required. In the evenings, formal attire consisting of white breeches, top hat and tails may be worn.
 - d. Western—Per American Saddlebred Western Country Pleasure Appointments, SB158.1
 - e. Period—Period attire is also acceptable and encouraged to be researched as to the authenticity of the entire costume.
5. Spur, whip or crop optional, at the exhibitor's discretion.
6. Competitors must be penalized for incomplete appointments but not necessarily disqualified.

SB197 Qualifying Gaits.

The side saddle horse should give the distinct impression that it is a comfortable mount to ride. A good ground-covering walk, a comfortable trot or jog-trot, and easy flowing canter or lope is desirable. Transitions from one gait to another should be smooth and effortless. Riders may sit or post to the trot.

SB198 Class Specifications.

1. LADIES ENGLISH SIDE SADDLE, (Saddle Seat, Hunter, Show Hack) LADIES WESTERN/ENGLISH SIDE SADDLE (Saddle Seat, Hunter, Show Hack), LADIES WESTERN SIDE SADDLE. To be shown at a walk, trot or jog-trot, canter or lope both directions of the ring. Horses should back readily if requested by the judge and stand quietly. To be judged 85% on manners, performance, suitability, quality and conformation; 15% on appropriate side saddle attire. Manners and suitability of purpose shall be emphasized. (Suitability refers to the horse being suitable as a side saddle mount.)
2. CHAMPIONSHIP. To be eligible, a horse must have been entered, shown and judged in a designated qualifying class in the Ladies Side Saddle section. To be shown at a walk, trot or jog-trot, canter or lope both directions of the ring. Horses should back readily if requested by the judge and stand quietly. To be judged 85% on manners, performance, suitability, quality and conformation; 15% on appropriate side saddle attire. Manners and suitability of purpose shall be emphasized. (Suitability refers to the horse being suitable as a side saddle mount.)

SUBCHAPTER SB-20 DRESSAGE SUITABILITY**SB199 General**

1. Horses should give the appearance of having the potential to become a dressage horse. Horses which have competed at First level Dressage or above are not eligible to compete in Dressage Suitability.
2. Form to function to be emphasized. Saddlebreds suitable to Dressage carry a higher set-on neck than the Hunter type, with sufficient length and flexion of the poll. Movement should be free, elastic, active and regular with good push from behind without tension and with a tendency toward an uphill balance.
3. Objective: To confirm that the horse's muscles are supple and loose, and that it moves freely forward in a clear steady rhythm, with purity of the gaits, and accepting contact with the bit. The horse should show lightness of the forehand and engagement of the hindquarters. Resistance and tension of the horse to be penalized. The horse's potential as a Dressage mount is to be considered.

4. Refer to Chapter DR-Dressage Division for directives in performance and judging, including DR101-Object and General Principles of Dressage, DR102-107-gaits and transitions, DR116-The Impulsion, The Submission, and DR117-The Position and Aids of the Rider.
5. Entries must be shown with full mane and tail. Tails must not be gingered or put in any device (i.e., tailset, bustle or brace) which alters their carriage while on the grounds. The fact that a horse's tail has once been set does not exclude participation. Artificial manes are prohibited. Manes and tails may be braided, secured with thread, yarn, or bands. Ribbons or other decorations are prohibited. Inconspicuously applied hair in the tail is permitted.
6. Professionals may compete in classes designated as Open classes.
7. Class open to stallions, mares and geldings. Junior exhibitors may not show stallions.
8. Trot work to be ridden rising.
9. Horses are placed and no actual scores are awarded.

SB200 Appointments

Entries must be penalized for incomplete appointments but not necessarily disqualified.

1. English equipment: Horses must be shown in a Dressage-type or Hunter-type snaffle bridle with a smooth snaffle bit (as approved in DR121). Noseband must be a regular cavesson, a drop noseband, a flash noseband, or a figure eight noseband. Saddles shall be English Dressage or all-purpose English type saddle. Dressage type saddle pads are required and should be white or of conservative color
2. Martingales of any type, draw reins, mouth controls, other artificial appliances, boots and bandages are prohibited in competition.
3. Spurs must be made of metal. Only English-style spurs are permitted, as described below. The shank must be either curved or straight pointing directly back from the center of the spur on the rider's boot. If the shank is curved, the spurs must be worn only with the shank directed downwards. However, swan necked spurs are allowed (curved shank directed upwards). The inside arm of the spur must be smooth and one or both arms may have rubber covers. If rowels are used, they must be blunt/smooth and free to rotate.
4. Attire shall be a traditional Hunter-style riding coat of conservative color, with tie, choker or stock tie, white or light-colored breeches or hunter jodhpurs, boots or jodhpur boots, a hunt cap, riding hat with a hard shell, derby or top hat. A cutaway coat (modified tailcoat) with short tails is permitted. Protective headgear may be worn without penalty. Gloves of conservative color are recommended. Half chaps, gaiters and/or leggings are not permitted.
5. One whip no longer than 47.2 inches (120cm), including lash may be carried in all classes.

SB201 Gait Requirements

1. Innate quality movement is a priority in Dressage Suitability classes. All gaits should be pure in rhythm, and should be without tension or resistance.
2. Walk. (also normal walk) the rhythm of the walk is four-beats with equal intervals between each beat. The walk is regular, free and unconstrained.
3. Trot. (also normal trot) the rhythm of the trot is two-beats. The trot is free, active and regular. The steps should be balanced and elastic with the horse demonstrating a supple back, suspension, and well engaged hindquarters.
4. Canter. (also normal canter) the rhythm of the canter is three-beats. The canter should be light, cadenced (rhythm with a suitable tempo combined with springy impulsion) and regular. Transitions should be without hesitation and balanced. The canter should always be on straight lines
5. Rein-back. The rhythm is two-beats. The feet are raised and set down by diagonal pairs. The horse should remain calm and obedient, lifting and setting down feet, without shuffling.
6. Lengthening Stride. When a lengthening of stride is requested at walk, trot, or canter, the horse should maintain rhythm, regularity and balance, while reaching with the frame and stride. The rider should maintain contact with the

SB - SADDLEBRED DIVISION

bit, while allowing the lengthening. The strides should be more ground covering and the horse should remain calm and supple.

7. Extended walk. The rhythm is four-beats. The horse covers as much ground as possible, without haste and without losing the regularity of the steps. The hind feet touching the ground clearly in front of the footprints of the forefeet. The rider allows the horse to stretch forward and downwards with the head and neck, but does not release contact with the mouth.
8. Extended trot. The rhythm is two-beats. The horse covers as much ground as possible, while maintaining regularity and balance. The stride lengthens as a result of great impulsion. The rider allows the horse, while remaining on or slightly in front of the bit, to reach with its frame. The forefeet should touch the ground where they point. The transitions to and from should be balanced and smoothly executed.
9. Extended Canter. The rhythm is three-beats. The horse covers as much ground as possible while maintaining regularity and balance. The stride lengthens as a result of great impulsion from the hindquarters and the rider allows the horse to extend the neck, without losing contact with the bit or leaning.

SB202 Classes Offered and Specifications

1. Open, Amateur, Junior Exhibitor, Junior Horse, Stallions, Geldings, and Mares. To be shown at the walk, trot, and canter both directions of the ring. Horses may be asked to lengthen stride at any gait. Transitions into and out of the canter will be called for through the trot. Horses will be asked to reverse direction at the trot. Free walk on long rein with horse stretching forward and down to be performed in at least one direction. Horse to stand quietly in line up and may be asked to back at the judge's discretion. To be judged 70% on performance of gaits and transitions, with attention to impulsion and submission, and using the objectives above as reference; and 30% on the rider's position, seat, and effective use of aids. *BOD 1/17/15 Effective 12/1/15*

SUBCHAPTER SB-21 AMERICAN SADDLEBRED-TYPE PONY

SB203 General

American Saddlebred-type ponies should resemble the American Saddlebred as closely as possible and have the graceful trot and easy canter typical of the breed. They need not be registered with the American Saddlebred Registry. Classes shall follow the standards and specifications set forth in similar classes for American Saddlebred horses.

SB204 Eligibility

1. Ponies must be ridden by Junior Exhibitors; therefore, manners are paramount and the ponies should have agreeable attitudes.
2. American Saddlebred-type Pony classes are restricted to mares and geldings 14.2 hands and under (see SB204.3c). The owner must possess a current USEF Measurement Card or a valid measurement form issued by the Federation. See GR502.
3. An American Saddlebred-type pony must be measured in accordance with GR504-GR511.1.
 - a. Ponies five years of age and under are eligible to compete in classes restricted to American Saddlebred-type ponies. Ponies must be presented annually for measurement unshod (note: for purposes of protection a single 1/4" pad or plate may be nailed to the foot and then deducted from the official measurement).
 - b. In order to obtain a permanent USEF measurement card American Saddlebred-type ponies, six years of age and over, must be presented for measurement unshod (note: for purposes of protection a 1/4" pad or plate may be nailed to the foot and then deducted from the official measurement).
 - c. If an American Saddlebred-type pony (regardless of age) measures up to 1 inch over 14.2 hands the pony will be issued a measurement card reflecting its height and permitted to compete in the American Saddlebred-type

pony classes restricted to ponies 14.2 hands and under.

4. Registered American Saddlebred ponies may enter into the American Saddlebred horse division only if there are no pony classes offered at that particular competition (including both USEF licensed or non-licensed competitions), in which case, this will not affect its pony status for the remainder of the competition year. (See GR825) If ownership is transferred with ASHA during the competition year horse/pony may be shown in either division according to the above.
5. Classes may be divided by age of rider or size of pony: a) 12.2 hands and under; b) over 12.2 hands and not exceeding 14.2 hands; c) with or without Championships.

SB205 Class Descriptions

1. **THREE-GAITED SADDLE PONY.** To be shown at a walk, trot and canter. Judged on manners, performance, presence, quality and conformation.
2. **FIVE-GAITED SADDLE PONY.** To be shown at a walk, trot, slow gait, rack and canter. Judged on manners, performance, presence, quality and conformation.
3. **FINE HARNESS PONY.** To be shown at an animated park trot, (speed to be penalized) and at an animated walk; to stand quietly. Judged on manners, performance, presence, quality and conformation. To be shown to a suitable four wheeled vehicle with appropriate light harness with martingale, a bridle with square blinkers, snaffle bit and overcheck.
4. **THREE-GAITED COUNTRY PLEASURE PONY.** (English Equipment, Western Equipment). To be shown at a walk, trot or jog-trot, extended trot (for English Equipment) and canter or lope. Must stand quietly both on the rail and while lined up and back readily. Judged 75% on manners, performance, presence and quality; 25% on conformation and neatness of attire.
5. **COUNTRY PLEASURE DRIVING PONY.** To be shown to a suitable two or four-wheeled vehicle with appropriate harness with martingale and blinkers. Drivers under 14 years of age may be accompanied by an adult. To be shown at a flat walk, trot and extended trot (speed to be penalized). Must stand quietly both on the rail and while lined up and back readily. Quarter boots are prohibited. Judged on manners, performance, presence, quality and conformation.
6. **THREE-GAITED SHOW PLEASURE PONY.** To be shown at a flat walk, trot and canter. Entries must stand quietly and back readily in the line-up. To be judged on manners, performance, presence, quality and conformation. *BOD 1/16/16 Effective 4/1/16*

CHAPTER SP SHETLAND PONY DIVISION

SUBCHAPTER SP-1 SHETLAND PONY GENERAL QUALIFICATIONS

SP101 Soundness

SP102 Judges

SUBCHAPTER SP-2 MODERN SHETLAND - GENERAL QUALIFICATIONS

SP103 Eligibility

SP104 General Conformation

SP105 Appointments

SP106 Attire

SP107 Height

SP108 Pairs and Tandems

SUBCHAPTER SP-3 SHOWING PROCEDURE

SP109 Division of Classes

SP110 Ladies', Amateurs', Junior Exhibitors' Classes

SUBCHAPTER SP-4 MODERN HALTER CLASSES

SP111 General

SP112 Class Specifications

SUBCHAPTER SP-5 MODERN PERFORMANCE CLASSES

SP113 Modern Harness

SP114 Fancy Turnout

SP115 Modern Roadster

SP116 Modern Formal Pleasure

SP117 Modern Country Pleasure

SP118 Modern Shetland Draft Harness Pony

SP119 Leadline

SP120 Modern Shetland Under Saddle

SP121 Modern Formal Combination

SUBCHAPTER SP-6 CLASSIC SHETLAND – GENERAL QUALIFICATIONS

SP122 Eligibility

SP123 General Conformation

SP124 Height

SP125 Shoeing

SUBCHAPTER SP-7 CLASSIC SHETLAND SHOWING PROCEDURES

SP126 Showing Procedures

SUBCHAPTER SP-8 CLASSIC SHETLAND HALTER

SP127 General

SP128 Show Ring Procedure

SP129 Class Specifications

SUBCHAPTER SP-9 CLASSIC SHETLAND PERFORMANCE CLASSES

- SP130 Classic Shetland Pleasure Driving
- SP131 Classic Formal Pleasure Driving to Viceroy
- SP132 Classic Country Pleasure Driving
- SP133 Classic Roadster
- SP134 Classic Draft Harness
- SP135 Classic Shetland Carriage Driving
- SP136 Halter Obstacle
- SP137 Pleasure Driving Obstacle
- SP138 Hunter
- SP139 Jumper
- SP140 Additional Mounted Classes
- SP141 Equitation
- SP142 Liberty
- SP143 Costume
- SP144 Roman Chariot Event
- SP145 Showmanship

CHAPTER SP SHETLAND PONY DIVISION

SUBCHAPTER SP-1 SHETLAND PONY GENERAL QUALIFICATIONS

SP101 Soundness

As a minimum requirement, all Shetlands must be serviceably sound for competition purposes. Any pony showing evidence of lameness, deformity in feet or broken wind shall be refused an award. Complete or partial loss of sight in either eye will not be a disqualification if the loss of sight results from traumatic injury. A licensed veterinarian must verify the deltiology of the sight loss as traumatic and such copy must accompany the horse's papers.

SP102 Judges

Classes for Shetland Ponies may be judged by judges licensed in the Hackney Pony Division.

SUBCHAPTER SP-2 MODERN SHETLAND - GENERAL QUALIFICATIONS

SP103 Eligibility

All entries must be registered in American Shetland Pony Club Stud Book except foals for which registration has been applied. Registration must be evidenced by the original certificate or an official copy. Entries must be identical to the name and number shown in the official record of the ASPC.

SP104 General Conformation

Shetland conformation should be that of a strong, attractive, pony, blending the original Shetland type with refinement and quality resulting from American care and selective breeding. The barrel should be well rounded, back short and level, with flat croup. The head should be carried high and on a well arched neck and should be symmetrical and proportionate to the body, with width between prominent eyes; a fine jaw; short, sharp and erect ears; small muzzle, with flaring nostrils and a refined throat latch. The pony shall have a full mane and tail. The pony's structure should be strong with refinement; high withers; sloping shoulders; flat boned, muscular legs (not cow or sickle hocked); strong, springy pasterns and good, strong serviceable feet. Shetlands may be of any color, either solid or mixed, except appaloosa. No particular color is preferred, no discrimination should be made because of the color of eyes, such as glass, watch, hazel or blue.

SP105 Appointments

1. Whips, aprons, robes and similar equipment are optional unless definitely called for in the class specifications.
2. There shall be no penalty for use of hand helds.
3. No item disturbing to other entries may be used inside or outside the ring while showing a pony, except the driver is allowed one whip no longer than 6', including snapper and handle.

SP106 Attire

Unless otherwise specified the suggested attire for Performance classes is as follows:

Ladies—blouses/dresses with at least 3/4 length sleeves and slacks or dress below the knee. Lap robe, hats and gloves are optional.

Men—jacket, tie and hat. Lap robe and gloves optional. Protective headgear may be worn without penalty. See GR801.

SP107 Height

1. The maximum height at the withers for a Modern Shetland shall not exceed 46". There are two major show ring height divisions for Modern Shetlands.

a. Over Division: The height for Modern Shetlands three years and older, over 43" is not to exceed 46". The height

for ponies two years old, over 42" is not to exceed 44.5". The height for yearlings over 41" is not to exceed 43".

b. Under Division: The height for Modern Shetlands three years old and older is 43" and under. The height for ponies two years old is 42" and under. The height for yearlings is 41" and under.

c. Foals may compete in the under junior champion class, but may not show in the Grand Champion class.

2. A pony shall not be shown in a Performance class unless the owner is in possession of a current ASPC or Federation Measurement Card or valid measurement form issued by ASPC or the Federation or Management can confirm the measurement electronically with the Federation. (See GR502.)

SP108 Pairs and Tandems

In classes for Pairs and Tandems, an entry is considered eligible if the height of one of the ponies exceeds the limit by not more than half an inch. However, no exhibitor may enter such a Pair in two different height classes. Pairs and tandems are to wear harness similar to that used on single ponies. Either breast or Kay collars may be used.

SUBCHAPTER SP-3 SHOWING PROCEDURE

SP109 Division of Classes

1. When entries warrant, classes below should be divided: 43 inches and under and over 43 inches and not exceeding 46 inches. Competition management has the option of dividing Junior Exhibitor classes into two age groups where entries warrant: One for Juniors age 13 and under and one for Juniors age 14 and under 18.
2. Headers will be permitted in all classes but only in Ladies, Amateur, Junior Exhibitor and Multiple Hitch classes will headers be permitted to stand inside the gate. This attendant must take no action that would affect the performance of any pony. Only one attendant is allowed to head a pony. Ponies may be unchecked while lined up except in Ladies, Junior Exhibitors, Amateurs and Owners classes. In Ladies, Junior Exhibitors, Amateur and Owners classes, attendant may stand an entry on its feet and thereafter he shall remain at least two paces distant from the head. Ponies shall not be lined up head to tail. All awards must be made from the lined up position and entries must not be asked to retire to the end of the ring.
3. Time-Out. An exhibitor is entitled to request only one time-out per class. (See GR833.)
4. Cross-entering between Modern and Classic is not permitted at the same competition. Cross-entering between Formal and Country Pleasure is not permitted at the same competition.

SP110 Ladies', Amateurs', Junior Exhibitors' Classes

1. Manners are paramount, therefore, ponies must stand quietly, remain checked while lined up and are required to back. An attendant may stand an entry on its feet and thereafter he shall remain at least two paces distant from the head. Ponies should be driven in the half cheek. Ponies should at no time be required to go beyond a park pace.
2. Stallions are prohibited in Ladies' and Junior Exhibitors' classes.

SUBCHAPTER SP-4 MODERN HALTER CLASSES

SP111 General

1. Stallions, three years old and older, to qualify in Breeding classes, must have all the fully developed physical characteristics of a stallion.
2. Shetlands one year of age and older should be shod when shown and ponies under one year of age must not be shod.
3. Ponies to be shown in a show halter or bridle. Stallion tack is prohibited in all classes except those for stallions two years old and over.
4. Tails on Modern in-hand ponies to be shown optionally as smooth, set up, or may appear to be set up, on all two-year-olds and older. The use of a shoestring or tie of a similar nature is permitted for the purpose of holding the tail

SP - SHETLAND PONY DIVISION

in position. No set tails on weanlings or yearlings.

5. Shetlands should be neatly trimmed, well groomed, braided with one braid in the foretop and immediately back of the bridle and attractively presented in the competition ring.
6. Suggested attire for ladies halter classes is slacks or skirt below the knee and blouse with at least 3/4 length sleeves. No flimsy shoes. Hat and gloves are optional. Men's attire to be shirt, slacks and tie. No flimsy shoes. Hat, gloves and vests are optional.
7. Single Breeding classes shall be judged 60% on conformation and 40% on performance, quality and manners except foals of the current year and yearlings which are to be judged 75% on conformation and 25% on performance, quality and manners. Group classes shall be judged 75% on uniformity and are not to be moved. Show Champions and Reserve Champions shall be selected as outlined in GR810.
8. Modern Pleasure Halter classes to be run in the same manner as Modern Halter classes. Attendant permitted in Modern Pleasure Junior Exhibitor classes.
9. When Model Classes are held they shall precede Breeding classes and are to be judged on conformation only, being designed as a pattern or standard of ideal Shetlands for entries to follow in all other classes of the competition. Model ponies are not to be worked on the rail.

SP112 Class Specifications

1. MODEL. To be judged solely on conformation and are designed to set a "standard" for the entries to follow in all other classes of the same show. Model ponies are not to be worked on the rail.
2. WEANLINGS, YEARLINGS. To enter the ring at the walk and line up as indicated by the ringmaster. After examination by the judge, entries are worked individually on the rail both ways, usually at a walk and trot. To be judged 75% on conformation and breed type; 25% on performance, quality and manners.
3. TWO YEARS OLD AND OLDER, STALLIONS, MARES, GELDINGS. To enter the ring at the walk and line up as indicated by the ringmaster. After examination by the judge, entries are worked individually on the rail both ways, usually at a walk and trot. To be judged 60% on conformation and breed type; 40% on performance, quality, and manners.
4. BROODMARES. To enter the ring at the walk and line up as indicated by the ringmaster. After examination by the judge, entries are worked individually on the rail both ways, usually at a walk and trot. To be judged 60% on conformation and breed type; 40% on performance, quality, and manners. Entries must be three years and older and wet (nursing a foal) and are eligible for Senior Champion but cannot cross-enter into the aged classes.
5. AMATEUR OWNED AND SHOWN. To enter the ring at the walk and line up as indicated by the ringmaster. After examination by the judge, entries are worked individually on the rail both ways, usually at a walk and trot. To be judged 60% on conformation and breed type; 40% on performance, quality, and manners.
6. MARE AND FOAL. To be judged solely on the basis of conformation. 50% on mare; 50% on foal. Entries are not to be worked on the rail.
7. GET OF SIRE. Entry shall consist of three Shetlands, the get of the same stallion. Entry may consist of any combination of stallions, mares, and/or geldings, of any age. May be a combination of owners. 46" and under. To be judged 75% on conformation and 25% on uniformity. Not to be worked on the rail.
8. PRODUCE OF DAM. Entry shall consist of two Shetlands, the produce of the same dam. Entry may consist of any combination of stallions, mares, and/or geldings, of any age. May be a combination of owners. 46" and under. To be judged 75% on conformation and 25% on uniformity. Not to be worked on the rail.
9. HERD OF FOUR. Entry shall consist of one stallion and three mares of any age, all owned by one owner. 46" and under. To be judged 75% on conformation and 25% on uniformity. Not to be worked on the rail.
10. HERD OF SIX. Entry shall consist of six Shetlands of any age, all owned by one owner. 46" and under.

SUBCHAPTER SP-5 MODERN PERFORMANCE CLASSES

SP113 Modern Harness

1. To be shown at “park pace” and “show your pony,” except where stated below. At the park pace, the feet should be lifted well off the ground and the stride medium in length, elastic and straight. “Show your pony” designates a smart trot should be a straight forward, diagonal movement, forelegs being raised at least to a point where the forearm is extended in a horizontal position with the elbow and the hocks flexed, with the feet well under the body and well off the ground. The body at all times should be in perfect balance, with the head carried high. Excessive speed is undesirable.
2. Tack: Ponies are to be shown in show type harness including round blinkers, side check and choice of bit. In Ladies, Amateur and Youth classes, ponies must be driven in the half cheek. Boots, rubber bands or strings of any description on the feet or legs and martingales are prohibited, however, high tail cruppers or other tail appliances are permitted. Ponies are to be shown both ways of the ring to an appropriate four-wheeled vehicle (viceroy, side bar buggy or four-wheeled vehicle of similar type).
3. Class Specifications.
 - a. SINGLE SHETLAND PONY OPEN, MAIDEN, NOVICE, LIMIT, JUNIOR (Four Years old & Under), STALLIONS, MARES, GELDINGS. To be judged 40% on conformation; 60% on performance, quality and manners.
 - b. SINGLE SHETLAND PONY LADIES, AMATEUR, AMATEUR OWNERS, JUNIOR EXHIBITORS. To be shown at the park pace both directions of the ring. To be judged 40% on conformation; 60% on manners, quality and performance. When lined up, ponies are required to stand without holding and back willingly without rearing.
 - c. PAIR OF SHETLAND PONIES. To be judged 40% on conformation; 60% on performance, quality, manners and uniformity.
 - d. SHETLAND PONY TANDEM. To be worked both ways of the ring. To be judged 40% on conformation; 60% on performance, quality, manners and uniformity.
 - e. UNICORN. To have two wheel ponies and one lead pony. To be judged 40% on conformation and 60% on performance, quality, manners and uniformity.
 - f. SINGLE SHETLAND PONY STAKE. To be eligible, ponies must be entered, shown and judged in any previous harness class in this division. To be judged 40% on conformation; 60% on performance, presence, quality and manners. Exception: local classes do not qualify for championships.

SP114 Fancy Turnout

1. To be worked both ways of the ring at the Park Pace and to be driven at a safe speed at all times.
2. In the event of postponement of afternoon or evening classes because of rain, etc., the attire shall be judged as originally classified. Two small trophies instead of one large one should go to the winner and two ribbons to all who place.
3. It is recommended that committees offering Pony Fancy Turnout classes without restriction to Shetlands shall follow above specifications except (a) age limit may be 15 years as in the past and (b) entries shall not exceed 12.2 hands (50”).
4. Entries shall be shown to an appropriate vehicle (four-wheeled viceroy, side-bar buggy or similar type). Type of harness optional.
5. Accepted attire:
 - a. (Afternoon) Boys: Sport coat of any color except black, trousers or jodhpurs of a harmonizing color, white shirt, bow tie, straw hat or bareheaded. Girls: Summery dress, hat and parasol; flowers optional.
 - b. (Evening, strictly formal). The boy shall wear current formal attire: a ruffled or tucked shirt of white or color, a formal dinner jacket of suitable material of any color, including but not limited to, brocade or velveteen, etc.

SP - SHETLAND PONY DIVISION

Trousers of black or midnight blue, formal bow tie, black socks and shoes, bareheaded or dress straw hat. Formal full dress attire of top hat, tuxedo or tails, white dress shirt, wing collar, white tie acceptable if available. Driver is not required to wear gloves. The girls shall wear formal evening dress, which may be supported by hoops fastened to the buggy and carry flowers. Protective headgear may be worn without penalty. (See GR801)

6. Class Specifications.

PONY FANCY TURNOUT. To be driven by a boy accompanied by a girl (under 14 years of age) at a park pace.

Entries shall be judged 50% on attire, 40% on conformation, manners and performance; 10% on neatness and cleanliness of harness and vehicle.

SP115 Modern Roadster

1. General

- a. Roadsters shall enter the ring clockwise at a jog-trot then show at the road gait, turn counterclockwise at the jog-trot, show at the road gait and then trot at speed. At all speeds they should work in form; that is their chins set and their legs working beneath them collectedly and in form.
 - b. At the trot, a pony whose action features folding of knees, flexing of hocks, with straight true action of front legs and with hocks carried close together and with motions coordinated, is executing a balanced trot. Long sprawling action in front, dragging or trailing hind legs and straddle gaited action behind make a balanced trot impossible.
 - c. Animation, brilliance and competition ring presence should characterize the Roadster Pony in working at a jog-trot or road gait.
 - d. When asked to drive on, the pony must show speed. Pacey gaited or mixey gaited ponies that pace and rack the turns or break and run on the turns shall be penalized.
 - e. Ponies should be shown on the rail at all times except when passing and should go to the far end of every corner; should be light mouthed, capable of being taken up at any time, and stand well when being judged in the center of the ring.
 - f. When ponies are lined up, no attendant is permitted and driver shall not leave his vehicle except for necessary adjustments. He may, however, uncheck and stand at pony's head when left in the center of the ring while a part of the class is on the rail for a workout.
2. Ponies shall be shown to a Roadster sulky, bike or two-wheeled vehicle of similar type. A low crupper, overcheck, square blinkers and straight or broken snaffle bit shall be used. Martingales and trotting boots are permitted.
3. Drivers shall wear stable colors, cap and jacket to match. The exhibitor's number must be worn on the back of the driver and not attached to the vehicle. Tailer colors optional in Shetland Roadster Pony In Hand.
4. Class Specifications.
- a. **SHETLAND PONY ROADSTER IN-HAND.** Pony must show in a Roadster performance class in the same competition. Pony shall be shown with boots and Roadster bridle. Overchecks optional. Pony shall be led with two lead shanks attached to the bit ring. Pony to be shown on the rail at a jog and at speed. To be judged 60% on conformation; 40% way of going.
 - b. **SHETLAND PONY ROADSTERS OPEN, STALLIONS, MARES, GELDINGS, MAIDEN, NOVICE, LIMIT, JUNIOR (4 years old and under) LADIES, AMATEUR, AMATEUR/ OWNERS, JUNIOR EXHIBITORS.** To be judged 60% on speed in form, 20% on manners and way of going, 20% on conformation.
 - c. **SHETLAND PONY ROADSTER CHAMPIONSHIP STAKE.** To be eligible, ponies must be entered, shown and judged in any previous Roadster class in this division. To be judged 20% on conformation and quality; 20% on manners and way of going and 60% on speed in form. Exception: Local classes do not qualify for championships.

SP116 Modern Formal Pleasure

1. There should be light contact with the mouth, slight flexion at the poll without evidence of undue restraint. The pony should be relatively high headed and have a free way of moving. The check rein should not interfere with the relaxed and free way of going. Ponies are to enter the ring at the right and be shown both ways of the ring at the walk, pleasure trot and extended trot. Excessive speed and extreme action to be penalized. The walk should be a relaxed flat-footed walk, a four beat straight movement. The pleasure trot should be easy going square with elasticity and freedom of movement. The extended trot should be ground covering, open and reaching. Ponies are to line up in the center, stand quietly and must back readily. No attendant permitted.
2. Ponies shown in pleasure driving cannot cross enter between Shetland Harness Pony classes and Shetland Roadster Pony classes at the same competition.
3. The use of artificial appliances or devices such as chains, shackles and rubber bands are prohibited on the grounds before or during the competition.
4. Pony to be shown to a suitable two-wheeled cart with foot basket or four-wheeled vehicle, but not a viceroy, racing sulky or Fine Harness rig. Pony to be shown with a keg shoe, light pads optional with no weights, or barefoot - fitted with snaffle bit and overhead check (check bit and martingale optional).
5. Driver to be dressed in appropriate attire (not silks or colors).
6. Class Specifications.
 - a. SHETLAND FORMAL PLEASURE DRIVING. STALLIONS, MARES, GELDINGS, LADIES, JUNIOR EXHIBITOR, LIMIT, AMATEUR. To be judged 40% on conformation; 60% on manners, quality and performance.

SP117 Modern Country Pleasure

1. To be shown with an evenly weighted appropriate size, light plate of uniform thickness and weight without pad. Shoe may weigh no more than 6 oz. excluding nails.
2. To be shown at the walk, pleasure trot and extended trot. The walk should be relaxed flatfooted walk, a four beat straight movement and not a jog trot. The pleasure trot should be easy going, square with elasticity and freedom of movement.
The extended trot should be ground covering, open and reaching. There should be light contact with the mouth, slight flexion at the poll without evidence of undue restraint. The pony should be relatively high headed and have a free way of moving. The checkrein should not interfere with the relaxed and free way of going.
3. Ponies shown in pleasure driving are not eligible for any other driving division.
4. To be shown to a suitable two-wheeled cart with foot basket or four-wheeled vehicle, but not a viceroy racing sulky or fine harness rig. Pony to be shown fitted with snaffle bit and overhead check (check bit and martingale optional).
5. Class Specifications.
 - a. SHETLAND COUNTRY PLEASURE DRIVING OPEN, LADIES, JUNIOR EXHIBITOR, LIMIT, AMATEUR. To be judged 40% on conformation and 60% on manners, quality and performance. To stand quietly in the line up and back readily.
 - b. SHETLAND COUNTRY PLEASURE DRIVING STAKE. To be eligible ponies must be entered, shown and judged in a qualifying class with the same specifications. To be judged 40% on conformation and 60% on manners, quality and performance. To stand quietly in the line up and back readily.

SP118 Modern Shetland Draft Harness Pony

1. Utilitarian usefulness is stressed for ponies, harness and wagon.
2. Ponies to wear long, natural mane and long, natural tail. Braiding is optional. Clipping of fetlocks is optional.
3. The foot must be natural. Ponies may be shown barefoot or with a light show plate or a draft-type shoe with toe and

SP - SHETLAND PONY DIVISION

heel caulks. Pads may be used but additional weight of any description is prohibited.

4. To be shown to a suitable four-wheeled vehicle except that a cart may be used for singles. Heavy draft-type harness with collars, breeching and appropriate bit required. Full harness and lead tongue is optional on lead teams.
5. No one may assist driver in any way (except in the event of an accident); however, passengers are permitted.
6. Management and/or judge may require individual maneuvers.
7. Class Specifications. SHETLAND DRAFT HARNESS PONIES OPEN, MAIDEN, NOVICE, LIMIT, JUNIOR (4 years and under), STALLIONS, MARES, GELDINGS, LADIES, AMATEUR, JUNIOR EXHIBITOR, ADULT, DOUBLE HITCH, 4-PONY HITCH, 6-PONY HITCH, SINGLE, TANDEM, UNICORN, CHAMPIONSHIP. Utilitarian usefulness is emphasized. To be shown both ways of the ring at a working trot and a flat-footed walk without undue restraint. To halt, stand quietly and back readily. To be judged 60% on manners (in motion and at rest) and utilitarian usability performance; 30% on breed type, suitability and conformation; 10% on appointments (draft-type equipment). Fancy equipment not to count over a neat, clean and suitable working outfit.

SP119 Leadline

LEAD LINE RIDER—Six and under. To be led at a walk both ways of the ring, to halt, stand quietly. To be judged on the rider's ability to handle and aid pony.

SP120 Modern Shetland Under Saddle

1. Separate classes for both English and Western under saddle are advisable but if only one class is offered and entries with both types of equipment participate, it is recommended that competition management give two sets of ribbons.
2. English. The rider shall wear English attire and shall use an English saddle and equipment. Rider shall use both hands on the reins. Method of holding the reins is optional. Exhibitor must be neat and clean. No tennis shoes or T-shirts allowed.
3. Western. The rider shall wear western attire and shall use a western saddle and equipment. Only one hand may be used on the reins and must not be changed. While pony is in motion rider's hands shall be clear of pony and saddle except when it is necessary to use them to prevent a fall. Exhibitor must be neat and clean. No tennis shoes or T-shirts allowed.
4. Class Specifications.

SHETLAND PONY UNDER SADDLE, ENGLISH or WESTERN EQUIPMENT. To be ridden by a Junior Exhibitor (under 14 years of age). To be shown at a walk, trot (or) jog and canter (or) lope. To be judged 40% on conformation; 60% on manners, quality performance, and suitability to rider. Excessive speed and extreme action to be penalized.

SP121 Modern Formal Combination

To be ridden and driven by a Junior Exhibitor under 14 years. To be shown in harness, unhitched and saddled in the ring and then shown Under Saddle. To be judged 40% on conformation; 60% on manners, quality and performance. Each phase to count 50%.

SUBCHAPTER SP-6 CLASSIC SHETLAND – GENERAL QUALIFICATIONS

SP122 Eligibility

All Classic Shetlands must be registered with the American Shetland Pony Club. The registry remains closed, since 1955, to imported Shetlands. Exception: Shetland Ponies registered with the Canadian Pony Society and progeny of ponies previously registered with ASPC.

SP123 General Conformation

1. The Classic Shetland has a well proportioned body that maintains the strong Shetland constitution; a pony with substance in the chest, body and hindquarters. The short head is clean cut, with a fine muzzle, large nostrils, brilliant eyes, wide forehead and sharp, small well-set ears. The Classic Shetland possesses fineness of throat latch, length of neck in proportion to the body and a sloping shoulder. The legs are set properly under the body on the four corners, forearm well muscled, knee and cannon bone broad and well defined, with an ideally shaped pastern with proper size and angle of pastern and foot. The top line of the Classic Shetland is straight, back short, loin short and well muscled. The tail is set high on the croup. The body has plenty of depth, well-rounded buttocks, and well-muscled gaskins. The ribs should be well-sprung; pony should have a round barrel. The knees and hocks are well supported from below by strong short cannons, joints and hooves. The mane, foretop and tail are full. The coat is fine and silky. The Classic Shetland has a natural, straight and springy way of going. Extremes in length of neck, body, legs and action are undesirable. Classic Shetlands may be of any color, either solid or mixed, except appaloosa. No particular color is preferred, no discrimination shall be made because of the color of eyes, such as glass, watch, hazel or blue.
2. Classics shall show with full manes and tails. No roached manes. Thinning, pulling, shortening, etc. of the mane and tail is permissible. The mane and tail length shall be left to the discretion of the exhibitor. Docked tails are permissible only on draft pony entries.
3. Changing the coat color of a pony is not permitted but highlighting the mane and tail, eyes, ears, muzzle, etc. is permissible.
4. Ponies may be clipped or shown in full coat.
5. No ginger, nicked tails, false tails or set-up tails allowed. Ginger, false tails or switches and set-up tails will result in disqualification.

SP124 Height

1. The maximum height at the withers for a Classic Shetland shall not exceed 46". There are two major show ring height divisions for Classic Shetlands.
 - a. Over Division: The height for Classic Shetlands three years and old over 42" is not to exceed 46". The height for ponies two years old over 41" is not to exceed 44.5". The height for yearlings over 40" is not to exceed 43".
 - b. Under Division: The height for Classic Shetlands three years old and older is 42" and under. The height for ponies two years old is 41" and under. The height for yearlings is 40" and under.
 - c. Foals of current year shall be 40" and under if competition management requires them to be measured.
2. A pony shall not be shown in a Performance class unless the owner is in possession of a current Measurement Card or valid measurement form issued by the Federation or Management can confirm the measurement electronically with the Federation. (See GR502.) Management must announce the time and place for measuring any ponies that do not have a current Measurement Card.

SP125 Shoeing

Classics may be shown barefoot or with a light plate of uniform thickness and weight. No pads are permitted. No built up feet or heel measurements exceeding 1¼", allowed. No weighted shoes or shoes having toe or sideclips, grabs, caulks, or trailers. The plate shall be of equal length in the branches from the toe back and shall not extend past the bulb of the heel. No corrective shoeing will be permitted.

SUBCHAPTER SP-7 CLASSIC SHETLAND SHOWING PROCEDURES

SP126 Showing Procedures

1. The Classic Pleasure Shetland must exhibit Classic conformation standards, quiet manners, perform at a collected

SP - SHETLAND PONY DIVISION

- gait on a light rein, stand quietly and back readily. Extreme action or heavy on the bit will be penalized.
2. All performance class animals must be a minimum of two (2) years old (must have reached their actual second birthday) or older at time of competition, unless otherwise specified.
 3. Attire
 - a. Dress for the youth and adult exhibitor should be appropriate for purpose. The Rider/Driver/Exhibitor to be dressed safe, neat and clean. Closed toe/heel foot attire is required (boots or leather athletic shoes). No T-shirts, shorts, skirts above the knee, strapless tops or canvas/cloth shoes allowed.
 - b. Drivers and their attendants should be dressed appropriately. Hats, gloves, and aprons are optional. No strapless tops or open toed shoes allowed.
 - c. Attire should be appropriate to the equipment being used, English or Western.
 - d. No silks or colors are permitted except in roadster classes.
 - e. Protective headgear (See GR801) must be worn by youth riders in all under saddle classes.
 4. No stable, farm, individual name, animal name or business promotional apparel may be displayed on exhibitors. Exception: Draft Harness driving classes.
 5. No item disturbing to other entries may be used inside or outside the ring while showing a pony, except the handler or attendant may use one whip no longer than four feet, including lash and handle.
 6. Conduct designed to distract a pony or otherwise interfere with the showing of another exhibitor's animal will not be tolerated by the show management. Offenders will be asked to leave the show area. If the offender is also an exhibitor, he or she will be excused from the ring and barred from personally showing during that show. His or her pony, however, may compete. The offense shall be reported by the Steward in the Steward's Report.
 7. Headers (must be 16 years old or older) are required in all youth driving classes. Headers optional in all other driving classes. Headers are to enter the ring when the line-up is called, may assist in setting up the animal and then step back two paces where they are to remain, except in an emergency, until the judge's card is turned in. Note: Judges are cautioned that this rule in no way negates the requirement in youth classes that animals must display good manners, stand quietly in the line-up and back readily in Pleasure, Country Pleasure and Draft Harness classes. All drivers under the age of 16 years old, in any non-youth driving class, will require a header (must be 16 years old or older).
 8. Riding attendants are optional in Classic Youth driving classes. Attendants must be sixteen (16) years old or older.
 9. Stallions are not allowed in Classic Youth performance, halter, or showmanship classes. Exception: Youth may show a stallion foal of current year.
 10. Cross entering is allowed between the Pleasure and Roadster Division.
 11. Classic Pleasure ponies cannot cross-enter into Country Pleasure Driving classes at the same show.
 12. Country Pleasure ponies cannot cross-enter into Classic Pleasure classes at the same show.
 13. Driving whips are optional, but if used must be of suitable style, and the tip of the lash must not reach past the shoulder of the pony.
 14. Stake classes will be known as Championship classes. 1st place will be Champion and 2nd place will be Reserve Champion. The stake classes will be placed thru 5th place. A pony must have entered, been shown and been judged in a qualifying class in order to participate in the corresponding stake class. Example: To show in the Roadster Stake the pony must show in another roadster class, and cannot qualify by showing in a pleasure driving class.

SUBCHAPTER SP-8 CLASSIC SHETLAND HALTER

SP127 General

1. Tack: Show halter or show bridle (hunter type) with snaffle bit without shanks. Stallions may be shown with a stallion bit. Bits are permitted only on animals two years old and older.

2. Attire: See SP126.3
3. One attendant, in addition to the handler, shall be permitted for each entry if needed in a halter class.
4. Handler or attendant may use one whip no longer than four feet, including lash and handle.
5. All eligible first and second place class winners (Exception: model, amateur and group winners) must compete in their respective championship classes, unless excused by show management. The Championship Class is judged as a new class and the ponies must be worked unless only one pony is competing, then at the judge's discretion, it may be judged concurrently with that class. The second place pony shall not be discriminated against in judging because of its earlier standing and therefore should not be lined up behind the first place pony.

SP128 Show Ring Procedures

1. Ponies will enter the ring at a walk and line-up as indicated by the ringmaster.
2. Entries will be examined by the judge in the line-up.
3. Each entry will be worked individually on a line at a walk and trot for the judge. Conditions permitting, ponies are to be worked parallel to the rail, fence or wall.
4. Ponies will return to the line-up for final inspection by the judge.

SP129 Class Specifications

1. STALLION, MARE, AND GELDING DIVISIONS. To be judged separately unless otherwise specified. See SP124 for Over and Under division height splits.
 - a. MODEL. If offered, the model class must be the first halter class held in the respective stallion, mare and gelding halter division. Entries must be two years old or older. Model ponies are not to be worked on the rail. To be judged 100% on conformation.
 - b. AGED FIVE YEARS OLD AND OLDER. Shown on a line at the walk and trot. To be judged 60% on conformation and breed type; 40% on performance, quality and manners.
 - c. AGED THREE AND FOUR YEAR OLDS. Shown on a line at the walk and trot. To be judged 60% on conformation and breed type; 40% on performance, quality and manners.
 - d. BROODMARES. Entries must be three years or older and wet (nursing a foal). Cannot cross-enter in the Aged Mare class. Shown on a line at the walk and trot. To be judged 60% on conformation and breed type and 40% on performance, quality and manners.
 - e. TWO YEAR OLDS. Shown on a line at the walk and trot. To be judged 60% on conformation and breed type; 40% on performance, quality and manners.
 - f. YEARLING Shown on a line at the walk and trot. To be judged 75% on conformation and breed type; 25% on performance, quality and manners.
 - g. FOAL OF CURRENT YEAR. Shown on a line at the walk and trot. To be judged 75% on conformation and breed type; 25% on performance, quality and manners.
 - h. SENIOR CHAMPION AND RESERVE. First and second place winners from AGED FIVE YEARS OLD AND OLDER, AGED THREE AND FOUR YEAR OLDS, and BROODMARES. Shown on a line at the walk and trot. To be judged 60% on conformation and breed type; 40% on performance, quality and manners.
 - i. JUNIOR CHAMPION AND RESERVE. First and second place winners from TWO YEAR OLDS and YEARLING AND FOAL OF CURRENT YEAR. Shown on a line at the walk and trot. To be judged 60% on conformation and breed type; 40% on performance, quality and manners.
 - j. GRAND CHAMPION. The Senior and Junior Champion and Reserve winners. Shown on a line at the walk and trot. To be judged 60% on conformation and breed type; 40% on performance, quality and manners.
 - k. MULTI-COLOR. Any age, any sex of any pinto color pattern: Tobiano, Overo, Tovero or Sabino. Shown on a line

SP - SHETLAND PONY DIVISION

in a circle both ways of the ring at a walk. Halt and stand for judging. To be judged 100% on color.

- I. SOLID COLOR. Any age, any sex of any solid color recognized by ASPC other than Pinto. Shown on a line in a circle both ways of the ring at a walk. Halt and stand for judging. To be judged 100% on color.
- m. YOUTH HALTER. Classic mare or gelding, any age, shown by a Youth. Shown on a line at the walk and trot. The exhibitor is to have complete control of the pony throughout the class. To be judged 60% on breed character and conformation; 40% on performance, quality and manners.
- n. ANY AGE, BRED, OWNED AND SHOWN BY EXHIBITOR. Breeder is defined as owning dam at time of service. Shown on a line at the walk and trot. Each individual entry to be judged on basis of the animal's age group.
- o. ANY AGE, AMATEUR OWNED AND SHOWN. Shown on a line at the walk and trot. Each individual entry to be judged on basis of the animal's age group.

2. GROUP CLASSES

- a. MARE AND FOAL. Entry shall consist of mare and her current year foal. Will not be asked to work on a line. To be judged 50% on mare's conformation; 50% on foal's conformation.
 - b. GET OF SIRE. Entry shall consist of three Classic Shetlands; stallions, mares and/or geldings of any age, the get of the same sire. Combined ownership is permitted. Entry to be made in the name of the sire. Will not be asked to work on a line. To be judged 75% on conformation; 25% on uniformity.
 - c. PRODUCE OF DAM. Entry shall consist of two Classic Shetlands; stallions, mares and/or geldings of any age, the produce of the same dam. Combined ownership is permitted. Entry to be made in the name of the dam. Will not be asked to work on a line. To be judged 75% on conformation; 25% on uniformity.
 - d. HERD OF FOUR. Entry shall consist of one Classic Shetland stallion and three Classic Shetland mares or any age. One owner and entry will be made in the name of the owner. Will not be asked to work on a line. To be judged 75% on conformation; 25% on uniformity.
 - e. HERD OF SIX. Entry shall consist of six Classic Shetlands of any age or sex. One owner and entry will be made in the name of the owner. Will not be asked to work on a line. To be judged 75% on conformation; 25% on uniformity.
3. FOUNDATION. The Foundation class entry is an animal on which the foundation of the breed has been founded. The entry should be more conservative in type than an entry in Open Classic classes and should exhibit slightly more bone and substance. The Foundation entry will be required to provide show management with proof of pedigree verification from ASPC (Registration certificate must include Foundation certification). Entry will be asked to work on a line at a walk and trot. To be judged 60% on conformation and breed type; 40% on performance, quality and manners. Cross entry into Open Classic Halter classes is not permitted. Exception: Classic performance, youth, color, and group halter classes if no foundation classes are offered.

SUBCHAPTER SP-9 CLASSIC SHETLAND PERFORMANCE CLASSES

SP130 Classic Shetland Pleasure Driving

1. See SP126.3 for attire.
2. To be shown with unweighted keg shoes or barefoot, at a relaxed, fourbeat flatfooted walk, a pleasure trot, easy going with elasticity and freedom of movement and an extended trot, ground covering, open and reaching.
3. Headers are permitted. Exception: A header is required in Youth Pleasure Driving classes. Headers must be 16 years of age or older.
4. Ponies shown in Classic Pleasure Driving classes are not eligible to compete in Shetland Pony Modern classes.
5. The use of artificial appliances or devices such as chains, shackles and rubber bands are prohibited on the grounds before or during the competition.

6. Equipment

- a. The Classic pleasure driving pony must wear a show-type harness, including side or overcheck, square or round blinkers with straight or broken snaffle bit. A properly fitted cavesson or nose band is required. Check bit and martingales are optional. No liverpool bits, curb chains or curb straps are allowed. Exception: Classic Draft Harness classes may use liverpool bits or other appropriate bits acceptable for heavy draft-type harness.
- b. To be shown to a suitable two-wheeled cart with foot basket or four-wheeled vehicle but not a viceroy, Fine Harness rig or racing sulky.

7. Competition management may not as part of local rules, require entries in Ladies and/or Junior Exhibitors classes to compete in the Championship class. These two classes will, however, be considered as qualifying classes for the Championship.

8. Class Specifications

- a. CLASSIC SHETLAND PLEASURE DRIVING OPEN, GENTLEMEN, LIMIT, PAIR. Open to stallions, mares and geldings and all drivers. Shown at a walk, pleasure trot, and extended trot. To stand quietly and back readily in the lineup. To be judged 60% on manners, quality and performance; 40% on conformation. Excessive speed and extreme action to be penalized.
- b. CLASSIC SHETLAND PLEASURE DRIVING, LADIES, JUNIOR EXHIBITOR. Open to mares and geldings only. Shown at a walk, pleasure trot, and extended trot. To stand quietly and back readily in the lineup. To be judged 60% on manners, quality and performance; 40% on conformation. Excessive speed and extreme action to be penalized. Exception: Local junior exhibitor classes do not qualify for championships.
- c. AMATEUR OWNED AND DRIVEN PLEASURE DRIVING. Shown at a walk, pleasure trot, and extended trot. To stand quietly and back readily in the lineup. To be judged 60% on manners, quality and performance; 40% on conformation. Excessive speed and extreme action to be penalized.
- d. CLASSIC SHETLAND PLEASURE DRIVING STAKE. Eligible ponies must have been shown and judged in a least one other class in this division. Shown at a walk, trot, and extended trot. To stand quietly and back readily. To be judged 60% on manners, quality and performance; 40% on conformation. Excessive speed and extreme action to be penalized.

SP131 Classic Formal Pleasure Driving to Viceroy

1. See SP126.3 for attire.
2. Entry may be a stallion, mare or gelding.
3. The walk should be a relaxed flat-footed walk, a four-beat straight movement. The trot should be easy going, square with elasticity and freedom of movement.
4. Pony to be shown in fine harness with round blinkers, side check and snaffle bit. Check bit optional.
5. Class Specifications
 - a. CLASSIC FORMAL PLEASURE DRIVING TO VICEROY. Shown both ways of the ring at a walk and trot. To be lined up in the center of the ring, stand quietly and back readily. To be judged 60% on manners, quality and performance; 40% on conformation.

SP132 Classic Country Pleasure Driving

1. Pony to be shown to a two-wheeled pleasure cart with a foot basket.
2. Gaits.
 - a. Walk - A free, regular and forward moving four beat gait. The pony should walk energetically, but calmly, with an even and determined pace.
 - b. Country Pleasure Trot - A balanced, easy moving, relaxed two beat gait demonstrating forward movement.
 - c. Extended Trot – A clear increase in gait and length of stride. The pony should move freely on a taut, but light

SP - SHETLAND PONY DIVISION

rein, while maintaining a balanced pace and forward movement. Excessive action and speed shall be penalized.

3. Cross-entering is not allowed between the Country Pleasure and Pleasure Driving Division at the same show.

4. Class Specifications.

- a. Ponies to enter the ring counterclockwise at a country pleasure trot. To be shown both ways of the ring at a walk, country pleasure trot and an extended trot. Ponies to be lined up in the center of the ring, stand quietly and rein back. Judged 60% on performance, manners and way of going, 30% on condition, fit and appropriateness of harness and vehicle and 10% on neatness, appropriateness of attire and overall impression. High head sets and excessive knee action to be severely penalized.
- b. COUNTRY PLEASURE DRIVING – OPEN, GENTLEMEN, AMATEUR. Open to stallions, mares, and geldings.
- c. COUNTRY PLEASURE DRIVING – LADIES, YOUTH. Open to mares and geldings.
- d. COUNTRY PLEASURE DRIVING – STAKE. To be eligible ponies must be entered, shown and judged in a qualifying class with the same specifications.

SP133 Classic Roadster

1. Tack and equipment

a. Classic roadster ponies are to wear harness with a low crupper, over check, square blinkers with a straight or broken snaffle bit. Martingales and trotting boots are permitted.

b. Classic roadster ponies are to be driven to road bikes with tire guards.

2. Attire. Drivers must wear colors (cap and jacket). Entry number is to be worn on the driver's back and not attached to the vehicle.

3. In Classic Youth Roadster, all drivers must have headers. All youth must wear protective headgear (See GR801) in Roadster classes.

4. Class specifications

c. OPEN CLASSIC ROADSTER. Enter the ring clockwise at a jog trot and then road gait. Ponies to reverse at a jog trot, trot at speed, and drive on. To be judged 60% on manners and suitability of pony to driver; 40% on conformation and easy way of going. Extreme action to be penalized. Headers not permitted.

d. YOUTH CLASSIC ROADSTER. Enter the ring clockwise at a jog trot and then road gait. Ponies to reverse at a jog trot, trot at speed, and drive on. To be judged 60% on manners, quality and performance; 40% on conformation. Header is required and must be 16 years old or older. No stallions permitted. All youth must wear protective headgear.

e. LIMIT CLASSIC ROADSTER. Enter the ring clockwise at a jog trot and then road gait. Ponies to reverse at a jog trot, trot at speed, and drive on. To be judged 60% on manners and suitability of pony to driver; 40% on conformation and easy way of going. Extreme action to be penalized. Headers are optional.

f. CLASSIC ROADSTER STAKE. To be eligible, a pony must have been shown and judged in a qualifying class. Enter the ring clockwise at a jog trot and then road gait. Ponies to reverse at a jog trot, trot at speed, and drive on. To be judged 60% on manners and suitability of pony to driver; 40% on conformation and easy way of going. Extreme action to be penalized.

SP134 Classic Draft Harness

1. Utilitarian usefulness is stressed for ponies, harness and wagon.

2. Clipping of fetlocks is optional.

3. The foot must be natural. Ponies maybe shown barefoot or with a light plate shoe or a draft type shoe with toe and heel caulks. Pads may be used but any additional weight of any description is prohibited.

4. To be shown to a suitable four-wheeled vehicle, except that a cart may be used for singles. Heavy draft-type harness with collars, and full hames, breeching and appropriate bit suitable for heavy draft-type harness is required.

Full harness with lead tongue is optional on lead teams. Utilitarian usefulness is emphasized.

5. No one may assist driver in any way (except in the event of any accident), but, passengers are permitted.
6. Draft vehicles and tack may have names on them.
7. Riding attendants are optional in Youth Draft classes but be sixteen years old or older.
8. All Draft Harness Classes are considered single pony cart classes and all are qualifying classes for the Single Draft Harness Stake class.
9. Class Specifications. CLASSIC DRAFT HARNESS – SINGLE HITCH, TWO PONY HITCH. To be shown both ways of the ring at a working trot and a flatfooted walk without undue restraint. To halt, stand quietly, and back readily. To be judged 60% on manners and utilitarian useful performance, 30% on breed type, suitability and conformation, and 10% on appointments. Fancy equipment not to count over a neat, clean and suitable working outfit. Two pony hitch shall be worked in a figure eight, gee and haw, back and stand quietly.

SP135 Classic Shetland Carriage Driving

1. Tack and equipment
 - a. To be shown in a light harness of breast or collar type.
 - b. Martingales and overchecks are prohibited.
 - c. Side checks, breeching or thimbles are optional.
 - d. Snaffle, Liverpool or acceptable driving bit and blinkers appropriate to type of harness.
 - e. Whip is required to be carried in hand.
 - f. Wood wheeled vehicle either two or four-wheeled of antique or reproduction type required in all carriage driving classes.
2. Attire: Hat, gloves, and apron required to be worn.
3. Headers are allowed but must come from within the vehicle.
4. Class specifications
 - a. CLASSIC CARRIAGE DRIVING TO WOODEN WHEELED VEHICLE. To be shown at a walk, trot and extended trot both ways of the ring. To line up and stand quietly. Entry may be stallion, mare or gelding. To be judged 60% on manners, quality and performance; 40% on conformation.
 - b. CLASSIC CARRIAGE REINSMANSHIP. Designed to test the knowledge and ability of the driver. To be shown on the rail at a walk, pleasure trot, and extended trot. Additional testing at the judge's discretion. To be judged 75% on the handling of the reins and whip, control, posture and overall appearance of the driver; 25% on the condition of the harness and vehicle and the neatness of attire. Suggested tests include:
 1. Back
 2. Drive a circle of designated size
 3. Drive a figure eight
 4. Extended trot-intermediate gait
 5. Negotiate simple obstacles
 6. Stop and stand
 7. Drive with one hand
 - c. CLASSIC CARRIAGE PRECISION DRIVING. Designed to test the skill of the driver and the obedience and handiness of the animal. Entries are required to drive a course of 6-8 obstacles. To be judged 80% on the fault system; 20% on manners and performance

SP - SHETLAND PONY DIVISION

1. Faults:

- a. Displacing Markers 1 fault
- b. Each hoof outside marker 1 fault
- c. Wheel outside marker 1 fault
- d. Canter, each time 1 fault
- e. Not completing an obstacle 8 faults
- f. 2.Refusals: (cumulative throughout the course)
- g. 1st refusal 3 faults
- h. 2nd refusal 3 faults
- i. 3rd refusal Elimination

2. Elimination:

- a. Failing to pass through the Start and Finish markers
- b. Receiving outside assistance
- c. Taking any obstacle out of order (off course)
- d. Showing an obstacle to the horse

d. CLASSIC CARRIAGE – WORKING. To be shown both ways of the arena at a walk, slow trot, working trot and strong trot. To stand quietly, both on the rail and while lined up, and to rein back. All entries chosen for a workout may be worked both ways of the arena at any gait requested by the judge and may be asked to execute a figure of eight. To be judged 70% on performance, manners and way of going; 20% on condition and fit of harness and vehicle; 10% on neatness of attire.

a. CLASSIC CARRIAGE OBSTACLE DRIVING – TIMED. To be driven over a prescribed course of not more than 20 obstacles. Obstacles consist of traffic cones with balls or similar objects placed on top. After passing the starting line, the driver shall proceed through each obstacle in order to the designated finish line. Course faults are assessed as penalty seconds and are added to the driver's elapsed time. Placings are determined on a low total time basis. Ties for first will be decided by a drive-off. The decision to allow cantering for this class is left to the discretion of show management. Cantering is not allowed unless clearly stated in the prize list. If cantering is not allowed, breaks in gait on course will be penalized.

1. Penalties

- a. Knocking over start or finish marker 5 seconds
- b. Knocking down or dislodging obstacle 5 seconds
- c. Break to canter
 - 1. 1st break to canter 5 seconds
 - 2. 2nd break to canter 5 seconds
 - 3. 3rd break to canter 5 seconds
 - 4. 4th break to canter Elimination
 - 5. Prolonged canter Elimination
- d. Disobedience or groom(s) dismounting (cumulative over course)
 - 1. 1st incident 5 seconds
 - 2. 2nd incident 10 seconds
 - 3. 3rd incident Elimination
- e. Starting before signal Elimination
- f. Failure to cross starting line within one minute of signal Elimination
- g. Off course Elimination

h. Outside assistance	Elimination
i. Failure to carry whip	Elimination
j. Use of martingale or overcheck	Elimination
k. Breakage of harness or vehicle	Elimination

SP136 Halter Obstacle

1. Pony to be shown in halter or bridle with appropriate lead. Chain on lead permitted under the chin of the pony.
2. A pony can only be shown by one exhibitor per class. A handler may show more than one entry in a class.
3. Ponies must be two years of age and older.
4. All obstacles must be numbered in order of sequence. The obstacle course must be posted at the show office not less than two hours prior to the class.
5. Pony to be penalized for any unnecessary delay or excessive time at an object. Judge(s) can advance an exhibitor to the next obstacle if a pony is taking excessive time at an obstacle. Recommended time of sixty seconds per obstacle. Refusals do not constitute class disqualification.
6. In shows where open, amateur and youth obstacle classes are offered, at least three of the obstacles must be different or the manner of performance through the obstacles must be varied for the class.
7. Obstacles: At least three different categories of obstacles must be used.
 - a. Over: bridge, tarp, water, jump.
 - b. Pattern: serpentine, figure eight, or cloverleaf at requested gaits.
 - c. Daily chores: gate, put on and remove equipment (blanket, raincoat, saddle, etc.), mailbox open and close, pick up an object (letter, bucket, umbrella, flag, etc.) and place it at a designated location, side pass over pole, back through poles.
 - d. Ground tie: stand pony inside a circle and walk around the pony.
8. Jumps, if used, must be at least five feet wide and include a ground pole. Jump standards may not be taller than 40" in height and no wings or additions are allowed outside the jump standard. All jumps used in performance classes must be collapsible for safety reasons. Maximum jump height is sixteen inches. An In and Out jump is considered one obstacle and scored as such. Refusal of one element of an In and Out jump requires the retaking of both elements.
9. Tires and stair steps are prohibited.
10. Causes for elimination:
 - a. Carrying a whip or crop.
 - b. Handler physically moving or coercing the pony by touching. Handler must maneuver the pony using the lead, halter or bridle only.
 - c. Off course:
 1. Taking an obstacle in the wrong direction.
 2. Negotiating an obstacle from the wrong side.
 3. Skipping an obstacle unless directed by the judge.
 4. Negotiating obstacles in the wrong sequence.
11. Class Specifications: HALTER OBSTACLE OPEN, YOUTH, AND AMATEUR. Shown in hand over a course of 6-10 obstacles. Class to be judged on performance and way of going with emphasis on manners throughout the course. Responsiveness and willingness to be considered.

SP137 Pleasure Driving Obstacle

1. Pony or team is hitched to a suitable two or four-wheeled vehicle. The harness and vehicle must be safe and in serviceable condition.

SP - SHETLAND PONY DIVISION

2. The judge will dismiss any unsafe entry whether due to equipment or behavior of the animal.
3. All obstacles must be numbered in order of sequence. The obstacle course must be posted at the show office not less than two hours prior to the class.
4. The show committee and/or judge may impose a time limit or number of refusals before the driver must pass to the next obstacle.
5. Course shall consist of at least four obstacles from the following list. Obstacles:
 - a. Back through an obstacle.
 - b. Walk through a water obstacle or simulated water obstacle.
 - c. Cross a simulated wooden bridge.
 - d. Pick up and move coat or slicker or put on and take off.
 - e. Drive between poles, bales of hay or other obstacles making a narrow passage.
 - f. Mail box (stop, open mail box, remove mail, return mail to box, and close box).
 - g. Serpentine, cloverleaf or figure eight.
 - h. Back up a minimum of four steps.
 - i. Put one wheel of vehicle in circle, turn partial or complete circle with wheel pivoting in and not leaving the circle.
6. Class Specifications: PLEASURE DRIVING OBSTACLE. Each entry to work individually through a course of at least four obstacles designed to test the performance and manners of a good working animal. To be judged on the basis of performance and manners. Each entry will be given a numerical score based on performance at each obstacle and overall manners and gaits. It is emphasized that this is an obstacle driving class and that a good entry is one that will provide a pleasant, responsive drive for the driver. Ties shall be broken by judging the animal on rail work at a walk or trot and/or by requiring tied entries to repeat any part of the course.

SP138 Hunter

1. Course: Ponies to be shown over a minimum of four fences consisting of at least six jumps, at least 12" in height but not more than 20" in height; jumps must be at least six feet wide. All jumps must have a ground pole. Jump Standards may not be taller than 40" in height. The course must be posted two (2) hours before the class. Obstacles must simulate those found in hunting, such as natural post and rail, brush, stone wall, white board gate, hedge, oxer, etc. All jumps in hunter and jumper courses must be numbered on the course in order of sequence. An In and Out Jump is considered one obstacle and scored as such. The distance of an In and Out Jump must be 20 feet. Refusal of one element of an In and Out Jump requires the retaking of both elements.
2. Faults: The following faults are scored by the judge depending on severity and may be considered minor or major faults: circling while on course, backing, light touches against an obstacle, kicking, spooking or shying, knockdown of any part of an obstacle, pulling up concourse, dangerous jumping.
3. Accumulated Refusals:
 - a. 1st refusal 3 faults
 - b. 2nd refusal 6 faults
 - c. 3rd refusal Elimination
4. Class Specifications:
 - a. YOUTH HUNTER OVER FENCES. Rider to be 14 years of age or younger. Pony must be two years old or older. To be judged on manners and way of going, keeping an even hunting pace over the course. Judge must penalize unsafe jumping and bad form over fences. Ponies must be serviceably sound and are to be jogged back for soundness check past the Judge(s) before final placings are awarded. No Stallions permitted.
 - b. HUNTER IN HAND ADULT, YOUTH, AMATEUR. To be shown in hand in a halter or bridle with appropriate lead over a minimum of four fences consisting of at least six jumps, 24" in height. Whip may be carried. To be judged on manners and way of going, keeping an even hunting pace over the course. Judge must penalize unsafe

jumping and bad form over fences. Ponies must be serviceable sound and are to be jogged back to the judge for a soundness check before final placings are awarded. Youth may not exhibit stallions.

SP139 Jumper

1. Course: Ponies to be shown over a minimum of four fences consisting of at least six jumps that are at least 16" in height, but no more than 26" in height; jumps must be at least six feet wide. All jumps must have a ground pole. Jump Standards may not be taller than 40" in height. The course must be posted two (2) hours before the class. Obstacles must simulate those found in hunting, such as natural post and rail, brush, stone wall, white board gate, hedge, oxer, etc. All jumps in hunter and jumper courses must be numbered on the course in order of sequence. An In and Out Jump is considered one obstacle and scored as such. The distance between an In and Out Jump must be 20 feet. Refusal of one element of an In and Out Jump requires the retaking of both elements.
2. Jump-off: A jump-off is to occur for those ponies with clean rounds. All other ties will be jumped-off for concurrent place. The jump-off will be held over the original course. The height of the jumps shall be increased not less than one inch and not more than six inches in height. The jump-off will be timed by a stopwatch and the pony that has the fastest time and the fewest faults in the jump-off round will be declared the winner. An elimination jump-off does not eliminate the pony from the final placing. Only two jumps in the jump-off will be raised.
3. Faults:

a. Circling while on course counts as a refusal anywhere on course.	
b. Touching of obstacle with any portion of pony's body behind stifle	1/2 fault
c. Touching of obstacle with any portion of pony's body in front of stifle	1 fault
d. Touching of obstacle with any portion of handler's body	1 fault
e. Knockdown of obstacle or standard while jumping	4 faults
f. 1st refusal anywhere on course	3 faults
g. 2nd refusal anywhere on course	3 faults
h. 3rd refusal	Elimination
i. Off course	Elimination
4. Class Specifications:
 - a. YOUTH JUMPER OVER FENCES. Rider to be 14 years of age or younger. Pony must be two years old or older. To be shown over a minimum of four fences consisting of at least six jumps that are at least 16" in height, but no more than 26" in height. Jumpers are scored mathematically on accumulated faults only. No stallions permitted.
 - b. JUMPER IN HAND ADULT, YOUTH, AMATEUR. To be shown in hand in a halter or bridle with appropriate lead. Chain on lead permitted under chin of pony. Whip may be carried. Jumpers are scored mathematically on accumulated faults only. Youth may not exhibit stallions.

SP140 Additional Mounted Classes

1. General.
 - a. Rider's attire should be appropriate to the equipment being used.
 - b. No stallions permitted.
 - c. Headers are required.
 - d. Protective headgear (See GR801) must be worn by youth riders in all under saddle classes.
 - e. The ring parameters may be determined by judge(s) or competition management.

2. Class Specifications.

- a. LEAD LINE. Rider to be six years of age or younger. Leader must be 16 years of age or older. The leading rein should be attached to the cavesson, noseband or halter while leaving the control of the pony to the child. Rider's feet must be in the stirrups. Pony to be led both ways of the ring, to line up and stand quietly. To be judged on the rider's ability to handle and aid the pony.
- b. LEADING REIN. Rider to be eight years of age or younger. Leader must be 16 years of age or older. The leading rein should be attached to the cavesson, noseband or halter while leaving the control of the pony to the child. Rider's feet must be in the stirrups. To be shown on light contact at the walk both ways of the ring, then to line up and stand quietly. Ponies will be called out individually to stand, walk out and trot back past the judge. Riders to be in suitable dress in hunt, saddle or western attire. Ponies to be judged on conformation, way of going, manners, suitability and turnout.
- c. WALK AGES 10 YEARS AND YOUNGER, WALK AGES 11-17 YEARS. To be judged on the rail at a walk both ways of the ring. To halt and stand quietly. To be judged on the rider's ability to handle and aid the pony. Riders are not eligible for lead line or pleasure saddle classes. Riders may cross-enter into the walk-trot only.
- d. WALK-TROT AGES 10 YEARS AND YOUNGER, WALK-TROT AGES 11-17 YEARS. To be judged on the rail at the walk and trot both ways of the ring. To halt and stand quietly. To be judged on the rider's ability to handle and aid the pony. Not eligible for lead line.
- e. ENGLISH PLEASURE UNDER SADDLE AGES 10 YEARS AND YOUNGER, ENGLISH PLEASURE UNDER SADDLE AGES 11-17 YEARS. English saddle, equipment and dress are to be used in this class. Ponies are to enter to the right, shall be worked both ways of the ring at a walk, trot and canter and line up in the center of the ring. Judged 60% on manners, quality, suitability to the rider, performance and 40% on conformation. Excessive speed and extreme action to be penalized.
- f. WESTERN PLEASURE UNDER SADDLE AGES 10 YEARS AND YOUNGER, WESTERN PLEASURE UNDER SADDLE AGES 11-17 YEARS. Western saddle, equipment and dress are to be used in this class. Only one hand may be used on the reins and hands must not be changed. Rider's hands must be clear of pony and saddle. Ponies are to enter to the right, shall be worked both ways of the ring at a walk, jog and lope and line up in the center of the ring. Judged 60% on manners, quality, suitability to the rider, performance and 40% on conformation. Excessive speed and extreme action to be penalized.
- g. OPEN PLEASURE UNDER SADDLE. Rider to be 14 years of age or younger. Entry may be shown either English or Western. Ponies to be worked both ways of the ring at a walk, trot/jog and canter/lope. To lineup in the center of the ring, stand quietly and back readily. Judged 60% on manners, quality, suitability to the rider, performance and 40% on conformation. Excessive speed and extreme action to be penalized.
- h. COMBINATION PLEASURE. Rider/driver to be 14 years of age or younger.
 1. Ponies to be shown first driven to a suitable two-wheeled cart with foot basket or four-wheeled vehicle. To be shown both ways of the ring at a walk, pleasure trot and extended trot. Must stand quietly and back readily. Excessive speed and action will be penalized. Judged 60% on manners, quality and performance and 40% on conformation.
 2. Ponies then shown under saddle in English or Western attire. Ponies to be worked both ways of the ring at a walk, trot/jog and canter/lope. To lineup in the center of the ring, stand quietly and back readily. Excessive speed and extreme action to be penalized. Judged 60% on manners, quality, suitability to rider, performance and 40% on conformation. Excessive speed and extreme action to be penalized.

SP141 Equitation

1. All classes will be judged equally on hands, seat, control of mount and suitability of purpose.
2. Appropriate English or western attire and equipment may be used.

3. Classes offered:
 - a. CLASSIC EQUITATION WALK 46" & UNDER
 - b. CLASSIC EQUITATION WALK/TROT 46" & UNDER
 - c. CLASSIC EQUITATION WALK/TROT/CANTER 46" & UNDER
 - d. CLASSIC EQUITATION OVER FENCES 46" & UNDER (English only)
 - e. CLASSIC EQUITATION OBSTACLE 46" & UNDER

SP142 Liberty

1. Liberty is demonstrating the natural beauty of the Classic Shetland Pony. Ponies are to be judged on style, grace, animation, gaits, presence, and ease of catching. The liberty pony is expected to perform at both a canter and a trot.
2. Timing will begin when the halter is dropped and the show announcer will announce TIME when the 1 ½ minutes performance time has ended to signal the exhibitor that they can begin the catch. If the catch is not completed in the 2 minute allotted time frame, the exhibitor is disqualified.
3. Only the exhibitor and one assistant will be allowed in the arena with the pony. Whips and shaker bottles are allowed but touching the horse with aids or hands will result in disqualification.
4. Only the exhibitor can touch the pony during the catch. The pony must be caught and haltered by the exhibitor within 2 minutes or be disqualified. The assistant may not touch the pony at any time. There will be "No Baiting" (no use of hay, grain, clickers, etc.) of Liberty horses during the catch or pony will be disqualified.
5. Music is required.
6. No deliberate interference with the pony from outside the ring. Announcement is to be made prior to the class to specify that no outside assistance is allowed.
7. All ponies entered in the Liberty class must be at least one year old.
8. Exhibitor and attendant should wear appropriate, tasteful attire. A safe costume or theme outfit is allowed for exhibitor and attendant only. Glitter, ribbons or costumes are not allowed on the pony.
9. Entry will be disqualified if the pony should fall during its performance.
10. Entry will be disqualified if pony leaves the ring during competition or catch time.

SP143 Costume

1. Pony may be shown mounted, led or driven and may be of any age.
2. Judged on originality, cleverness, attractiveness and manner presented.
3. Protective headgear (See GR801) must be worn by youth riders if mounted.

SP144 Roman Chariot Event

1. This class is intended as a display of horsemanship with a team of ponies hitched to a Roman style chariot. Emphasis on the authenticity of the chariot, harness and driver apparel. Theme era vehicles used for fighting, racing, parades and transportation for royalty are acceptable.
2. At the discretion of show management and allotment of time, entries may be permitted to parade their ponies and rigs in the arena before beginning of the class.
3. Drivers must be 16 years old or older.
4. Driver may talk to pony as long as it does not interfere with other ponies.
5. Manners and safety are of utmost importance in this class. Judge may disqualify any entry that is deemed unsafe or unruly.
6. Ponies in the team should show at the same gait.
7. Ponies may be light shod.
8. Whips of appropriate size are permissible. No bullwhips, etc.
9. Open bridles are permissible. Side or over checks are permitted.

10. Headers are encouraged.

11. No weapons are allowed on the chariots, drivers or horses.

12. Only four chariots may be in the ring at one time and must stay well spaced and on the rail.

13. Class Specifications:

- a. ROMAN CHARIOT 46" & Under. Class may be divided to 42" & UNDER and 42" to 46" if at least four entries of each division are entered. Ponies are to enter the ring counter clockwise at a collected trot. To be shown both ways of the arena at a collected trot, slow canter, hand gallop and walk. Ponies to reverse at a walk on the diagonal. Must stand quietly and are not required to back. To be judged 50% on manners and performance and 50% on fit and appropriateness of vehicle and harness, overall appearance.
- b. SINGLE ROMAN CHARIOT RACE. Chariot to be pulled by a single horse with class specifications to be the same as the Roman Chariot hitch team specifications. Drivers to be 13 years old and older.

SP145 Showmanship

1. Class Specifications: OPEN SHOWMANSHIP, YOUTH, AMATEUR. Exhibitor is to show pony to the presiding call judge to a set pattern and handler is judged on the below point scale. Please visit the Shetland webpage on usef.org for possible patterns.

2. Point Scale:

- a. Appearance of exhibitor: 10 points – clothes and person neat and clean. Suitable clothes: hats, boots, long sleeve shirts and gloves are required.
- b. Appearance of pony: 40 points – conformation not to be a factor.
 1. 15 points – conditioning
 2. 15 points – grooming of pony
 3. 5 points – trimming
 4. 5 points – tack
- c. Showing of pony in ring: 50 points – Judge will discuss the selected pattern with contestants prior to class. The selected pattern must be posted two hours before the start of the class.
- d. Leading: 15 points – Enter ring leading animal at an alert walk in a counter-clockwise direction. Walk on animal's left side, holding lead shank in right hand near halter. The remaining portion of the lead is held neatly and safely in left hand. Animal should lead readily at a walk. After Judge has lined up the class in front of spectators, he or she will call on each exhibitor individually to move his or her pony individually. When moving pony, be sure that the judge gets a clear, unobstructed view of the pony's action. Allow the pony sufficient lead to move freely the required distance, stop, and turn to the right around the horse. Exhibitor should perform the showmanship pattern as directed by the Judge or ring Steward.
- e. Posing: 15 points – When posing your pony, stand toward the front facing the pony, but always in a position where you can keep your eye on the Judge. Pose your pony with his feet squarely under him. Do most of your showing with the lead strap. Never touch or kick the pony's leg into position. Do not crowd the exhibitor next to you when in a side-by-side position. Do not crowd exhibitor in front when lined up head to tail. When Judge is observing other animals, let yours stand if posed reasonably well. Be natural. Over showing, undue fussing, and maneuvering are objectionable.
- f. Poise, alertness and merits: 20 points – Keep alert and be aware of the position of the Judge at all times. Do not be distracted by persons or things outside the ring. Show the animal at all times. Be courteous and sportsman-like at all times. Recognize and respond quickly to correct faults of your pony. Respond quickly to requests from judges and officials. Keep showing until the entire class has been placed and excused from the ring. A Judge may ask an exhibitor questions (Example: exhibitor number, pony's age, body parts of pony, etc.) At his/her discretion a Judge may ask an exhibitor for an additional test after completion of one of the three set patterns.

CHAPTER VA VAULTING DIVISION

SUBCHAPTER VA-1 GENERAL

- VA101 Introduction
- VA102 Categories of Events
- VA103 Competitors
- VA104 Horses
- VA105 Horse Use
- VA106 Elimination of Horses
- VA107 Equipment
- VA108 Substitution
- VA109 Facilities
- VA110 Format
- VA111 Timing
- VA112 Unauthorized Assistance
- VA113 Officials

SUBCHAPTER VA-2 TEAM EVENT

- VA114 Team Event Requirements
- VA115 Eligibility and Division
- VA116 Compulsories
- VA117 Freestyle

SUBCHAPTER VA-3 INDIVIDUAL EVENT

- VA118 Eligibility and Division
- VA119 Gold, Silver, Bronze, Senior & Junior Individual Event Requirements
- VA120 Compulsory
- VA121 Freestyle
- VA122 Technical Test

SUBCHAPTER VA-4 PAS DE DEUX EVENT

- VA123 Pas de Deux Event Requirements
- VA124 Freestyle

SUBCHAPTER VA-5 SCORING

- VA125 Judging Code. (Listed in alphabetical order by term)
- VA126 Points and Values
- VA127 Penalties and Deductions

CHAPTER VA VAULTING DIVISION

SUBCHAPTER VA-1 GENERAL

VA101 Introduction

1. Vaulting is the art of gymnastics/dance on the moving horse. The competition is judged on the smooth and correct execution of the Compulsory exercises, the Technical Test, and Free-style programs by the vaulters in sympathy and harmony with the horse working on the longe line.
2. For a description of the Compulsory exercises and an explanation of the Technical Test and the Degree of Difficulty of Freestyle exercises, consult the current FEI Rules for Vaulting and Guidelines for Judges.

VA102 Categories of Events

National Events

1. Team Event (A, B, & C)
2. Individual Event (Gold, Silver & Bronze)
3. Pas de Deux (Open)

Selection Trial Events:

1. Team Event (Senior & Junior)
2. Individual Event (Senior & Junior)
3. Pas de Deux (Junior)

VA103 Competitors

1. A vaulter may enter the same event only once at any competition.
2. Age limits are as follows:
 - a. No age limits: A Team, B Team, C Team, Individual Gold, Silver, Bronze, Open Pas de Deux and Senior Team
 - b. 14-18 years of age: Junior Individual and Junior Pas de Deux. (Age is determined from the beginning of the calendar year in which an athlete reaches the age of 14 until the end of the calendar year in which they reach the age of 18).
 - c. 16 years of age or older: Senior Individual. (Age is determined from the beginning of the calendar year in which an athlete reaches the age of 16).
 - d. 18 years of age or younger: Junior Team. (Maximum age is determined by the end of the calendar year in which an athlete reaches the age of 18). *BOD 1/16/16 Effective 4/1/16*
3. Amateurs and professionals may compete in all events.
4. A team may have up to two foreign vaulters as members and be eligible for awards provided that each of the foreign competitors has complied with the Federation membership requirements set forth in GR828.4 and GR1309.3a, .c, and .d. Foreign competitors and longeurs who desire to compete in non-breed restricted National Competitions in the FEI recognized disciplines in the United States must have proof, in English, of membership in good standing from their National Federation or must be members in good standing of USEF. Competition management must request proof, in English, of current membership in good standing from the Foreign Competitor's respective National Federation or proof of current USEF membership.
5. At National Championships, foreign individual vaulters and foreign teams are allowed to compete but are ineligible for National Championship titles. They may compete for scores and may be awarded ribbons with placings. If the number of entries is significant, management may offer separate prizes for foreign competitors.
6. No entries will be accepted after the closing date of entries. (No post entries)

VA104 Horses

1. Vaulting horses must be at least six years old, of any breed or suitable size.
2. Stallions are prohibited.

VA105 Horse Use

1. Horses may be used for a maximum of 32 units per day.
 - a. Team Events:
 1. Team Compulsories = 8 units
 2. Team Freestyle = 8 units
 - b. Individual Events:
 1. 1 Compulsories = 1 unit
 2. 1 Freestyle = 1 unit
 3. 1 Technical Test = 1 unit
 - c. Pas de Deux Events:
 1. 1 Freestyle = 2 units
2. In Gold, Silver, Bronze, A Team, B Team, C Team, and Open Pas de Deux, horses and longeurs may be changed between sections of the event. In Junior Team, Junior Pas de Deux, Junior Individual, Senior Individual and Senior Team events, neither horses nor longeurs may be changed between sections of the event. *BOD 1/16/16 Effective 4/1/16*
3. After the maximum number of vaulters allowed, additional vaulters will be disqualified.
4. Competitors may start on their own horse or another horse that is lent to them.
5. Horses may be substituted until one (1) hour before the start of the competition, or until a time specified by the management.
6. Before beginning the performance, the horse must be trotted on the circle at least one round.

VA106 Elimination of Horses

1. The Chief Judge (Judge at A) has the authority at any time during the competition to eliminate a horse which is uneven and/or unlevel, in bad condition, or which shows signs of discomfort or fatigue.
2. There may be no objection against this decision.
3. The Chief Judge must give a reason for the elimination of a horse.

VA107 Equipment

1. Required:
 - a. Bridle with smooth snaffle bit, with no more than 2 joints. Rubber bit guards are permitted. A longeing cavesson is allowed.
 - b. Two side reins with or without rubber rings.
 - c. Vaulting surcingle (preferably with wither and girth padding). No more than two grips. No more than one cossack strap/loop on each side below the grip. No hand or footholds may be attached to the surcingle wither/girth padding. The surcingle may have one loop between the grips.
 - d. Longe line. Longe line must be held in the longeur's hand and may not be wrapped, tied or attached to the longeur in any other way.
 - e. Longe whip.
2. Optional:
 - a. Bandages, protection boots.
 - b. One back pad, with or without a cover, maximum two inches thick. No hand or footholds may be attached to the pad. Pad may not extend more than 8 inches in front of the surcingle nor past the point of the croup.

VA - VAULTING DIVISION

- c. Ear plugs or earmuffs.
- d. Breast collar or breast plate.
3. No auxiliary equipment is allowed.
 - a. Standing reins or auxiliary reins are not permitted.
 - b. The use of any equipment other than described above will entail elimination.

VA108 Substitution

1. Team Event:
 - a. One substitute is allowed in A, B, and C Team Event. In order for a substitute to vault, he must enter the ring with the team as its 7th member at the start of the Compulsories. In Senior and Junior Team, no substitutes are allowed.
 - b. The substitute must perform the compulsory exercises along with the six (6) team members. (See VA115).
 - c. The substitute vaults in the seventh position.
 - d. Using a substitute other than stated is illegal and results in elimination.
2. Individual Event, Pas de Deux Event:
 - a. No substitution is allowed in Individual or Pas de Deux Events.
3. Longeurs:
 - a. Substitution is permitted between sections for A Team, B Team, C Team, Gold, Silver, Bronze, and Open Pas de Deux.
 - b. Substitution is not permitted between sections for Senior Team, Junior Team, Senior Individual, Junior Individual, and Junior Pas de Deux.
4. Horses:
 - a. Substitution is permitted between sections for A Team, B Team, C Team, Gold, Silver, Bronze, and Open Pas de Deux.
 - b. Substitution is not permitted between sections for Senior Team, Junior Team, Senior Individual, Junior Individual, and Junior Pas de Deux.
5. Equipment:
 - a. Substitution is permitted between sections in all events. *BOD 1/16/16 Effective 4/1/16*

VA109 Facilities

1. The Vaulting arena must be at least 22 meters (73 feet) in diameter with suitable footing. If the competition is held indoors, the height must be at least 5 meters (16.6 feet).
 2. The diameter of the longing circle must be between 13 and 15 meters (42.5-50 feet). The center of the circle must be clearly marked.
 3. If the entire vaulting arena is not suitable vaulting surface, then the suitable vaulting surface must extend from 2 meters (6.6 feet) from the center point of the circle to at least 11 meters (36 feet) from the center point of the circle.
 4. The Judge's booth(s) should be at least 12 meters (40 feet) from the center of the vaulting arena, elevated at least one-half meter (1.5 feet) above the competition arena.
- Steps and protection from the elements must be provided.
5. Spectators must be located at a reasonable distance from the vaulting circle and Judge's booth.
 6. A suitable warm-up arena must be provided. An additional area for horse warm-up only must also be provided.
 7. A ring steward must be present at each competition arena at all times during the competition.
 8. A countdown clock and one stop watch must be provided at the Chief Judge's (Judge A) stand in each arena, or an official timer must be appointed, who shall sit next to the Chief Judge in each arena. If an official timer is needed, two stop watches must be provided; one to be used to time the performance and the other for timing entry, falls, time-outs, etc.

9. A bell must be provided for the Chief judge in each arena.
10. A Freestyle checker is required for team event. The official clerk or timer may act as Freestyle checker.

VA110 Format

1. Competitors shall salute the Chief Judge upon entering and before exiting the arena.
2. In all events, sections of the event(s) must be scheduled with a break between sections.
3. Order of go for Team Events must be determined by draw for each round. Management may draw for all entrants.
 - a. Time of draw must be at least 1 hour before the start of the competition.
 - b. Time and place of draw to be announced in the prize list.
4. Order of go for Individual Events must be determined by draw, by team, for each section of the event. Management may draw for all clubs. The coach must specify the order of vaulters.
 - a. Time of draw must be at least 1 hour before the start of the competition.
 - b. Time and place of draw shall be announced at least 24 hours in advance.
5. Each **A, B, and C** Team vaulter must wear a number from 1 through 7 and each **Senior and Junior Team vaulter must wear a number 1 through 6. Vaulters** must vault in that order for the compulsories round. Numbers must be easily visible to the Judges.
6. Individual vaulters must wear a number, which has been assigned to them. Number may be worn on the right arm or right leg and must be easily visible to the Judges. (Suggested dimensions and contrasts: Number band 2" - 2.5" (5-6.5cm) and numbers 1.5" - 2" high (4-5 cm); dark numbers on light band or light numbers on dark band.)
7. Music is recommended during all performances. Music with words and lyrics is allowed.
 - a. Cassette tapes, mini disks and/or compact discs must be provided by the competitor, according to the equipment available.
 - b. Management must state in the prize list which system(s) will be available.
8. The dress of the vaulters must be suitable for equestrian sport. (See current FEI Rules for Vaulting)
9. Soft soled shoes are required.
10. All Events include a Horse/General Impression score. Horse/GI is calculated as follows: Horse (90%) - gaits, quality of the canter, submission, behavior, way of going, circle size, longeing and presentation. General Impression (10%) - entry, exit, salute, comportment and turnout of vaulter(s) and longeur.

VA111 Timing

1. For timing requirements of specific events (Team, Individual, Pas de Deux), please refer to the chapter for that event.
2. A bell is used by the Chief Judge to signal the competitors on the following occasions:
 - a. To give the signal to enter the arena. Within one minute after the bell, the vaulter(s) must salute the Chief Judge.
 - b. To give the signal to start the Compulsory test and the Freestyle. Within thirty seconds after the bell, the vaulter(s) must start the performance.
 - c. To signal the end of time.
 - d. To signal the competitor(s) to stop in case of unforeseen circumstances. The clock will be stopped and judging will cease.
 - e. To signal that time is stopped after a fall when the vaulter has lost contact with the horse or surcingle in individual Freestyle.
 - f. To signal that time is stopped after a fall where the vaulter(s) is unable to continue immediately or return to the line in team Freestyle.
 - g. To signal that time is stopped in the event Freestyle music malfunctions/ breaks/power or equipment fails, etc. Time will be stopped for up to two (2) minutes. Vaulter(s) begin where they left off.

VA - VAULTING DIVISION

- h. To signal the competitor(s) to continue after an interruption. The clock is started and judging begins when the vaulter touches the grip. The test must be continued within thirty (30) seconds after the signal to resume.
 - i. To signal time out in all events.
3. Time-out in all events:
 - a. In case of an injury or illness, the event and the clock will be stopped. The judge will indicate when the event and the clock will resume.
 - b. In the event of a horse casting a shoe or the breakage of equipment, the clock will be stopped for a maximum of seven (7) minutes.
 - c. The longeur may request one time out (to interrupt a performance to adjust equipment) per entrance into the arena. The clock will be stopped for a maximum of one (1) minute for this incident. The longeur may also adjust the equipment, if necessary, in between vaulters during Individual Freestyle, while the judge is scoring the previous freestyle.
 - d. In the event that the freestyle music is not correct or malfunctions, the longeur may request a time out. The clock will be stopped for a maximum of one (1) minute.
 - e. In the case of unforeseen circumstances, the bell will be sounded to indicate to the team or individual to stop. The clock will be stopped and judging will cease. A bell will sound to indicate that the team or individual is to recommence their performance. The clock will resume when the vaulter(s) retake the grips.
4. See section on Scoring for penalties and deductions.

VA112 Unauthorized Assistance

1. No one other than the longeur may give any directive to the horse.
2. No one is permitted to approach the horse without the intention of mounting.
3. Spotting vaulters is not permitted.
4. In **A, B, and C** Team Events, no one other than a longeur, a team of six (6) **vaulters** and one (1) substitute may be in the arena. **In Senior and Junior Team, no one other than a longeur and a team of six (6) vaulters may be in the arena. BOD 1/16/16 Effective 4/1/16**
5. In Individual Event, no one other than a longeur and individual(s) who are scheduled to compete at that specific time may be in the arena.
 - a. Only one vaulter may be in the vaulting circle at a time.
 - b. Other competitors shall line-up outside the vaulting circle.
 - c. The next competitor may enter the vaulting circle when the previous vaulter begins the vault-off. An earlier entry entails elimination of the incoming vaulter.
6. See section on Scoring for penalties and deductions.

VA113 Officials

1. Ground Jury. The invited judges comprise the ground jury and must be selected from the current roster of Federation Licensed Vaulting Judges.
 - a. At least two judges are required for each event, except Bronze Individual Event, where only one judge is required.
 - b. The President of the Ground Jury will be appointed by the Organizing Committee from the officiating judges, except at Championships where the President of the Ground Jury must also be approved by the Federation Vaulting National Committee.
2. There must be a licensed steward or technical delegate at all competitions.
3. At National Championships there will be a vet check. The vet accompanied by at least two members of the ground jury will inspect the horses.

SUBCHAPTER VA-2 TEAM EVENT

VA114 Team Event Requirements

A, B, and C Team events consist of one round of Compulsories and Freestyle performed in separate sections. Senior and Junior Team events consist of one round of Compulsories and one or two rounds of Freestyle performed in separate sections. A team of at least six (6) vaulters must start each section of the event. *BOD 1/16/16 Effective 4/1/16*

1. The Compulsory section is performed at canter, to the left or to the right, depending on the division.
2. The Freestyle section is performed at canter to the left.

VA115 Eligibility and Division

Teams may be divided into A Team, B Team and C Team, Senior Team, and Junior Team divisions. A, B, and C Teams are comprised of six (6) vaulters, a substitute, and a longeur and a horse. Senior and Junior Teams are comprised of six (6) vaulters, and a longeur and a horse. For purposes of A, B, and C Team Event, vaulters shall carry the following classification (There are no classification restrictions on Senior and Junior Teams). *BOD 1/16/16 Effective 4/1/16*

1. Class A:
 - a. A vaulter who holds an AVA Gold medal
 - b. A vaulter who competes at or who has ever competed at Individual Gold level at either an AVA Recognized Competition or a USEF Licensed Competition
2. Class B:
 - a. A vaulter who holds an AVA Silver medal
 - b. A vaulter who competes at or who has ever competed at Individual Silver level at either an AVA Recognized Competition or a USEF Licensed Competition
3. Class C:
 - a. A vaulter who holds an AVA Bronze medal
 - b. A vaulter who is unrated (holds no AVA canter medal)
4. No Class A vaulter may compete on a C Team, nor be the substitute.
5. No more than two Class A vaulters may compete on a B Team, including the substitute.
6. No more than two Class B vaulters may compete on a C Team, including the substitute.
7. A vaulter's team classification (A, B or C) is as of the closing date of entries of the competition entered.

VA116 Compulsories

1. Compulsory Test for A Team is performed to the left.
 - a. Each vaulter, including the A Team substitute, if there is one, must perform all compulsory exercises as follows:
 1. Mount
 2. Basic Seat
 3. Flag
 4. Mill
 5. Scissors Forward
 6. Scissors Backward
 7. Stand
 8. First Part of Flank (back to seat astride)
 9. Swing off to the outside from seat astride
2. Compulsory Test for Junior Team and B Team is performed to the left.
 - a. Each vaulter, including the B Team substitute, if there is one, must perform all compulsory exercises as follows:
 1. Mount
 2. Basic Seat

VA - VAULTING DIVISION

3. Flag
 4. Mill
 5. Scissors Forward
 6. Scissors Backward
 7. Stand
 8. Swing off to the inside from seat astride
3. Compulsory Test for C Teams may be performed to the left or to the right.
- a. Each vaulter, including the substitute, must perform all compulsory exercises as follows:
 1. Mount
 2. Basic Seat
 3. Flag
 4. Stand
 5. Swing Forward, legs closed
 6. Half Mill
 7. Swing Backward , legs open, followed by dismount to inside.
4. Compulsory Test for Senior Team is performed to the left.
- a. Each vaulter must perform all compulsory exercises as follows:
 1. Mount
 2. Flag
 3. Mill
 4. Scissors Forward
 5. Scissors Backward
 6. Stand
 7. First Part of Flank (back to seat astride)
 8. Swing off to the outside from seat astride.
5. Time allowed: For Senior and Junior Teams and for an A or B Team that does not include a substitute, the maximum time for the performance of the Compulsory Test is six (6) minutes. If a substitute enters the arena with the A or B team, he must perform the Compulsory Test and the maximum time allowed for the performance is seven (7) minutes. If a C Team does not include a substitute, the maximum time for the performance of the Compulsory Test is five (5) minutes. If a substitute enters the arena with a C team, he must perform the Compulsory Test and the maximum time allowed for the performance is six (6) minutes. Compulsory exercises begun after the time limit will receive a score of zero (0). The Chief Judge will ring a bell signifying the end of time allowed.
6. Time for the Compulsories is taken from the moment the first vaulter touches the grips, until the last vaulter to perform touches the ground in the dismount, or the end of the time limit.
7. Each vaulter must vault in order, according to his back number.
8. Each static compulsory exercise must be held for 4 full canter strides.
9. Time wasted will incur point deductions.
- 10 All compulsory exercises for all team members must be scored in one section before that team's Freestyle may begin.
11. Judged on:
- a. Performance—Mechanics, essence, form, scope, security, balance, continuity and harmony with the horse.
 - b. Horse/General Impression (See VA110.9)
12. For A, B, and C Teams the Compulsory scores for the six (6) vaulters who perform in the Freestyle will be averaged to produce the team's compulsory score. The scores for the seventh member of the team who does not vault in the Freestyle will be dropped. Before the beginning of the Freestyle performance each team must specify to management which six (6) vaulters will perform in the Freestyle. For Senior Teams and Junior Teams, the Compulsory Test for C Teams may be performed to the left or to the right.

sory scores for the six (6) vaulters will be averaged to produce the team's compulsory score.

13. See section on Scoring for penalties and deductions. *BOD 1/16/16 Effective 4/1/16*

VA117 Freestyle

1. A free style routine of four (4) minutes maximum is performed by the team of six (6) vaulters who have been specified by the team. Only six (6) vaulters are allowed to enter the arena for Team Freestyle. Freestyle time begins when the first vaulter touches the grips and ends when the bell rings to indicate the end of time allowed, or when the last vaulter touches the ground.
2. Over weighting and/or overloading the horse will be penalized under composition.
3. Six (6) members of the team must perform in the Freestyle or the team will be penalized under General Impression and Composition.
4. No more than three (3) vaulters may be on the horse at any time, or in any exercise whether actually on the horse or not.
5. There must be at least two (2) vaulters in contact with the horse during any triple exercise.
6. Each static Freestyle exercise must be held for three (3) full canter strides in order to be counted in Degree of Difficulty. A static exercise is one in which contact, support, or holding points do not change. The count for each exercise commences when the final position is attained.
7. In C Team **and Junior Team**, a maximum of six (6) static triples are allowed.
8. Only the twenty-five (25) exercises with the highest Degree of Difficulty (DOD) will be counted in the degree of difficulty **for A, B, C and Senior Teams. Only the twenty (20) exercises with the highest Degree of Difficulty will be counted in the degree of difficulty for Junior Teams.** Value is as follows: For A, B, **and Senior Teams** - DOD D exercises count 0.4 points, DOD M exercises count 0.3 points, DOD E exercises count 0.1 points. For C Teams - DOD D exercises count 0.4 points; DOD M exercises count 0.3 points, DOD E exercises count 0.2 points. **For Junior Teams - DOD D exercises count 0.5 points, DOD M exercises count 0.3 points, DOD E exercises count 0.1 points.** *BOD 1/16/16 Effective 4/1/16*
9. Judged on:
 - a. Degree of Difficulty (x15%)—Height off horse, complication of the movements, demands of suppleness, stretch and timing, number and security of holding points, changes in direction (forward, backward, across), changes in relation to the horse (on neck, on croup, inside, outside).
 - b. Composition (x25%)—Use of space, pace, variety, development, artistic merit, and consideration for the horse.
 - c. Performance (x40%)—Mechanics, essence, form, scope, security, balance, continuity and harmony with the horse.
 - d. Horse/General Impression (x20%)- (See VA110.9)
10. Falls:
 - a. Vaulter(s) may continue after a fall. The unsuccessful exercise may be repeated.
 - b. The clock may be stopped. It will be started when the first vaulter touches the grips.
11. See section on Scoring for penalties and deductions.

SUBCHAPTER VA-3 INDIVIDUAL EVENT

VA118 Eligibility and Division

In order to compete as a Senior Individual, the vaulter must have qualified by earning a score of 7.0 or above in compulsories at any USEF or AVA Recognized Competition in Individual Silver, Individual Gold or Individual Junior Event and/or at any CVI 2* Senior or CVI 2* Junior Event. This qualifying score must have been earned from two separate USEF "R" judges and/or FEI 3*, 4* Judges. The qualifying score may be earned at the same competition or at separate competitions. *BOD 1/16/16 Effective 4/1/16*

VA119 Gold, Silver, Bronze, Senior, and Junior Individual Event Requirements

Gold and Senior Individual Events take place in one round, consisting of Compulsories, Technical Test, and Freestyle performed in separate sections. Junior Event takes place in one or two rounds, each round consisting of Compulsories and Freestyle. The Silver Individual Event takes place in two rounds, each round consisting of Compulsories and Freestyle performed in separate sections. The Bronze Individual Event takes place in two rounds. Round 1 consists of Compulsories and Freestyle performed in separate sections. Round 2 consists of Compulsories only.

1. Competition must be offered at Gold, Silver and Bronze levels. Competition may be offered at Senior and Junior levels.
 - a. Women's and Men's divisions must be offered at each level.
 - b. Vaulters who hold AVA Gold Medals may not compete in the Silver or Bronze Division. Vaulters who hold AVA Silver Medals may not compete in the Bronze Division.
2. In Round 1, competition is at the canter to the left for Compulsory, Technical Test, and Freestyle sections.
3. In Round 2, competition is at the canter to the right for the Compulsory section for Silver and Bronze levels and to the left for the Junior level and all Freestyle sections. *BOD 1/16/16 Effective 4/1/16*
4. The twelve (12) highest scoring women will compete in Round 2 of the Women's Event. Competition management, at its discretion, may add up to three (3) of the next highest-scoring competitors to compete in Round 2 for a total of fifteen (15).
5. The twelve (12) highest scoring men will compete in Round 2 of the Men's Event. Competition management, at its discretion, may add up to three (3) of the next highest-scoring competitors to compete in Round 2 for a total of fifteen (15).

VA120 Compulsories

1. For Individual Gold Event, all exercises are performed without interruption. Vaulters must perform all Compulsory exercises as follows:
 1. Mount
 2. Basic Seat
 3. Flag
 4. Mill
 5. Scissors Forward
 6. Scissors Backward
 7. Stand
 8. Flank 1st Part
 9. Flank 2nd Part
2. For Individual Senior Event, all exercises are performed without interruption. Vaulters must perform all Compulsory exercises as follows:
 1. Mount
 2. Flag
 3. Mill
 4. Scissors Forward
 5. Scissors Backward
 6. Stand
 7. Flank 1st Part
 8. Flank 2nd Part

3. For Individual Silver, Bronze and Junior Event, all exercises are performed without interruption. Vaulters must perform all Compulsory exercises as follows:

1. Mount
 2. Basic Seat
 3. Flag
 4. Mill
 5. Scissors Forward
 6. Scissors Backward
 7. Stand
 8. Swing off to the inside from seat astride
4. All vaulters performing on the same horse must follow one another immediately without waiting for the bell.
 5. Falls—The vaulter may continue after a fall. He must remount within one (1) minute in order to continue with the next exercise. The unsuccessful exercise receives a zero (0) and may not be repeated.
 6. No time limit.
 7. Judged on:
 - a. Performance—Mechanics, essence, form, scope, security, balance, continuity and harmony with the horse.
 - b. Horse/GI —(See VA110.9)
 8. See section on Scoring for penalties and deductions. *BOD 1/16/16 Effective 4/1/16*

VA121 Freestyle

1. Freestyle is one (1) minute (maximum) routine of static and dynamic exercises. To receive a score, it must consist of a minimum of seven (7) exercises of any level of difficulty.
 - a. Static exercises must be held for three (3) full canter strides in order to be counted in Degree of Difficulty.
 - b. Vaulter must stay in contact with the horse, ground jumps and leaps above the horse are allowed.
 - c. At Gold, Silver, Senior, and Junior levels, only the ten most difficult exercises with a Degree of Difficulty R, D or M will be counted in the degree of difficulty score. The maximum score for DOD is 10. *BOD 1/16/16 Effective 4/1/16*
 - d. At Bronze level, only exercises with a Degree of Difficulty D, M or E will be counted in the Degree of Difficulty. The maximum score for DOD is 9.0.
 - e. Repetitions of exercises and compulsory exercises will not be counted.
2. Judged on:
 - a. Degree of Difficulty (x15%)—height off horse, complication of the movements, demands of suppleness, stretch and timing, number and security of holding points, changes in direction (forward, backward, across), changes in relation to the horse (on neck, on croup, inside, outside).
 1. Score is determined by exercises of four Degrees of Difficulty, DOD R, D, M and E.
 - a. DOD R exercises count one and three tenths (1.3) points toward the DOD score.
 - b. DOD D exercises count nine-tenths (0.9) of a point toward the DOD score.
 - c. DOD M exercises count four-tenths (0.4) of a point toward the DOD score.
 - d. DOD E exercises count three-tenths (.03) of a point toward the DOD score.
 - b. Composition (x25%) —Use of space, pace, variety, development, artistic merit and consideration for the horse.
 - c. Performance (x40%)—Mechanics, essence, form, scope, security, balance, continuity and harmony with the horse.
 - d. Horse/General Impression (x20%) (See VA110.9).
3. Falls:
 - a. Vaulter may continue after a fall. He must remount within one (1) minute in order to continue. The unsuccessful exercise may be repeated.
 - b. The clock may be stopped for a maximum of one (1) minute for each fall. It will be restarted when the vaulter touches the grips.
4. See section on Scoring for final score, penalties and deductions.

VA122 Technical Test

1. The Technical Test is a one (1) minute (maximum) routine consisting of five (5) Technical exercises and additional Freestyle exercises chosen by the vaulter.
 - a. The Technical exercises are from the following categories of motor skills:
 1. Balance (coordination)
 2. Timing/Rhythm (coordination)
 3. Strength (condition)
 4. Jump Force (condition) May be shown as a mount or a ground jump.
 5. Suppleness
 - b. The exercises included in each category are described in the current FEI Guidelines for Judges.
 - c. One exercise from each category is designated by the FEI Vaulting Committee in the year before the World Championship, to be used during the two-year period following that World Championship. These five Technical Exercises will be announced on the FEI Website.
2. Judged on:
 - a. The maximum score is 10.0. Decimals are allowed.
 - b. The Technical Test receives 8 scores:
 1. Five separate performance scores for the designated Technical exercises (5 scores). These exercises are added together and divided by five (5). This number is (x50%)
 2. Composition (x25%)
 3. Performance (x10%)
 4. Horse score/General Impression (x15%)
 - c. The four scores are totaled.
 - d. For deductions and scoring of the Technical Test, see the current FEI Rules for Vaulting Events and the current FEI Guidelines for Judges.

SUBCHAPTER VA-4 PAS DE DEUX EVENT

VA123 Pas de Deux Event Requirements

Pairs Events to be composed of two vaulters. Consists of one (1) or two (2) rounds of Freestyle performed at canter to the left. *BOD 1/16/16 Effective 4/1/16*

VA124 Freestyle

1. **Open Pas de Deux** Freestyle is a two (2) minute freestyle routine with no requirements or **restrictions**.
2. **Junior Pas de Deux Freestyle** is a 90 second routine with no requirements or **restrictions**.
3. Both vaulters must stay in contact with the horse, surcingle or each other, except for leaps above the horse. Ground jumps are recommended.
4. Static exercises must be held for three (3) canter strides.
5. **In Open Pas de Deux**, only the thirteen (13) exercises with the highest Degree of Difficulty (DOD) will be scored. Value is as follows:
 - D - exercises count 0.8 points
 - M - exercises count 0.4 points
 - E - exercises count 0.0 points
6. **In Junior Pas de Deux**, only the ten (10) exercises with the highest Degree of Difficulty (DOD) will be scored. Value is as follows:

D - exercises count 1.0 points

M - exercises count 0.5 points

E - exercises count 0.0 points

7. Judged on:

- a. Degree of Difficulty (x15%): Height off the horse, complication of the movements, demands of suppleness, stretch and timing, number and security of holding points, changes in direction (forward, backward, across) and changes in relation to the horse (on neck, on croup, inside, outside).
- b. Composition (x25%): Use of space and direction in relation to the horse, variety of exercises, artistic merit and consideration for the horse.
- c. Performance (x40%) — Evaluation of each exercise and the performance in its entirety shall include: Mechanics, essence, form, scope, security, balance, continuity and harmony with the horse.
- d. Horse/General Impression (x20%) (See VA 110.9)

8. See section on Scoring for final score, penalties and deductions. Penalties are as for Individual Event.

9. Falls:

- a. Vaulters(s) may continue after a fall. They must remount within one (1) minute in order to continue. The unsuccessful exercise may be repeated.
- b. The clock will be stopped for a maximum of one (1) minute for each fall. It will be restarted when the first vaulter touches the grips.

SUBCHAPTER VA-5 SCORING

VA125 Judging Code. (Listed in alphabetical order by term).

AL	Alignment
AB	Arched Back
A	Arms
B	Balance
C	Collapse
CD	Come Down
DL	Down Leg
E	Elevation
X	Extension
O	Fall
OD	Fall After Dismount
FT	Feet
1H	First Half
F	Form
FK	Frog Kick
FH	Front High
FL	Flight
G	Ground Jump
HZ	Hands
H	Head
HH	Hit Horse
K	Kneel
KZ	Knees

VA - VAULTING DIVISION

L	Legs
LA	Legs Apart
LD	Late Dismount
LF	Legs Forward
LH	Land Heavily
LT	Late Turn
MX	Mechanics
M	Mount
NC	Not Clear of Horse
NH	Not Held
OC	Off Center
OH	Off Horse
PD	Pad
PK	Pike
P	Posture
Q	Quick
R	Repeat
SC	Scope
2H	Second Half
SK	Security
SH	Shoulders
SL	Slow
SS	Side Seat
ST	Stiff
SX	Stretch
T	Timing
TG	Touched Ground
TI	Turned In
TW	Time Wasted
TZ	Toes
TH	Touched Horse
TR	Transition
UE	Uneven Elevation
UR	Uneven Rhythm
UW	Uneven Width
WD	Width
W	Wrap

VA126 Points and Values

10	Excellent	5	Marginal
9	Very Good	4	Insufficient
8	Good	3	Fairly Poor
7	Fairly Good	2	Poor
6	Satisfactory	1	Very Poor
0	Not performed or as a result of deductions.		

- Scoring may be in tenths for all events. The maximum score is 10.0.
- Results are calculated to the 3rd decimal.
- Tie breakers:
 - Team and Individual Event.
 - Compulsory: Score for Basic Seat, then Flag, etc. (A Team, B Team, C Team and Individual Event)
 - Freestyle: Score for Composition, then Performance.
 - Technical Test: Score for Composition, then Performance.
 - Overall: Compulsory Score
 - Pas de Deux Event.
 - Freestyle: Score for Composition, then Performance.
 - Overall: Score for Composition, then Performance.

VA127 Penalties and Deductions

- Compulsories—Team and Individual Events:
 - Up to one (1) point deducted for:
 - Each landing other than on both feet only.
 - One (1) point deducted for:
 - Each stride less than 4 (Basic Seat, Flag, Stand).
 - Each passing of the leg out of a 4-count rhythm in the Mill and the Half Mill.
 - Interfering with longe line or side reins.
 - Touching neck in Flag without loss of form.
 - No kneel (both knees) before Flag or Stand.
 - Legs closed at highest point of swing in Swing Backward (C Team Compulsories)
 - Legs are apart during any part of the flight phase in Swing Forward (C Team Compulsories)
 - Legs not closed throughout flight in dismounts, Swing Off to Inside or Swing Off to Outside.
 - Up to two (2) points deducted for:
 - Time wasted: between taking grips and vaulting on, before commencing an exercise, and between parts of an exercise.
 - Landing heavily on horse's back.
 - Buttocks leaving horse during Mill or Half Mill..
 - Two (2) points deducted for:
 - Exercise fails, but vaulter stays on and repeats successfully.
 - Retaking grips in Basic Seat, Flag or Stand.
 - Touching horse with hand behind surcingle in Mill or Half Mill..
 - In Team Events, a compulsory exercise shown out of order in which the vaulter stays on and repeats the correct exercise before dismounting.
 - Repeating mount (first attempt unsuccessful; second attempt successful).

VA - VAULTING DIVISION

- e. Score of zero (0) for:
 1. Coming off horse during a compulsory exercise.
 2. Retaking grips twice.
 3. Repeating a compulsory exercise twice.
 4. Performing Mill in wrong direction (to outside). Swing Backward receives the zero.
 5. Turning the wrong way in the Scissors Forward and/or Scissors Backward (not turning toward the longeur).
 6. A compulsory, no part of which is performed at the required gait.
 7. Each compulsory exercise not performed.
 8. In Individual Events, a compulsory exercise shown out of order. When two compulsories are transposed, the first exercise shown out of order receives the zero (0).
 9. Repeating mount (attempting to mount twice but not successful); third attempt is successful, but receives a zero.
 10. In Individual Events, after third unsuccessful attempt to mount, the vaulter is excused from the ring.
 11. In Team Events after the third unsuccessful attempt to mount, the vaulter shall return to the line . He shall receive no scores.
 12. In Team Events, exercises begun after the time limit.
2. Freestyle and Technical Test, Performance score—Team, Pas de Deux and Individual Events:
 - a. Up to one (1) point deducted for:
 1. In Team Events, for each landing other than on both feet.
 - b. One (1) point deducted for:
 1. In Individual Gold Technical Test, each stride held less than four (4) in the required static exercises
 - c. Up to two (2) points deducted for:
 1. Falls
3. Freestyle and Technical Test, Composition score—Team, Pas de Deux and Individual Events:
 - a. One (1) point deducted for:
 1. In Individual Events, after the final bell, the vaulter must commence the final vault-off within three (3) strides or incur a deduction of 1.0 point from the score for Composition. Vault-offs which are not commenced within three (3) strides, and all other exercises commenced after the final bell will not be scored in the Degree of Difficulty nor in the Performance.
 2. In Team Events, after the final bell, vaulters must finish the exercise or combination in progress and must proceed immediately to commence the vault-offs or incur a deduction of 1.0 point from Composition. Exercises, or combinations other than the final vault-off, commenced after the final bell will not be considered in the Degree of Difficulty nor in the Performance.
 3. In C Team Events, for performing more than six (6) static triple exercise.
 - b. Up to two (2) points deducted for:
 1. In team competition, over weighting and/or overloading the horse.
 - c. Two (2) points deducted for:
 1. Each vaulter not performing at least one exercise in addition to the vault on in Team Freestyle.
4. Not scored in Freestyle and Technical Test — Team, Pas de Deux and Individual Events:
 1. Each static exercise held for less than three (3) canter strides.
 2. Compulsory exercises.
 3. An exercise no part of which is performed at canter.
 4. Repetition of any exercise.
 5. A triple exercise in which two (2) vaulters are not in contact with the horse.

5. Technical Test, Technical Exercises, Composition score, Performance score - Individual Gold Event.
 - a. See current FEI Rules for Vaulting.
 - b. See current FEI Guidelines for Judges.
6. Horse / General Impression score— The score for the Horse and General Impression is divided approximately as follows: 90% for Horse; 10% for General Impression.

Horse:

- a. Deductions at the discretion of the judge for:
 1. Lack of balance, not straight on the circle, impure gaits, uneven and/or unlevel, poor condition, overloading, laboring, signs of discomfort, circle size, longeing and presentation.

General Impression:

- a. Up to one (1) point deducted for:
 1. Audible instruction to vaulters.
 - b. One (1) point deducted for:
 1. In Team Event, each team member not wearing a back number.
 - c. Up to two (2) points deducted for:
 1. Longeing on a circle significantly deviant from 13 to 15 meters.
 - d. Up to four (4) points deducted for:
 1. Assistance on to the horse from the ground in Freestyle.
 2. Vaulters, longeur or horse inappropriately turned out.
 3. Side reins forcing a horse's head behind the vertical.
 4. In Team Event, all 6 vaulters on a team do not perform in the Freestyle.
 5. Manes not plaited or roached.
7. Elimination—Team, Pas de Deux and Individual Events:
 - a. In Team Event, entering ring with more than a longeur, team of 6 and 1 substitute for compulsories.
 - b. In Team Event, entering ring with more than a longeur and 6 vaulters for Freestyle.
 - c. In Team Event, substitute enters the ring but does not perform the compulsories.
 - d. In Team Event, entering the ring with less than a longeur and six vaulters for the Compulsory or Freestyle sections.
 - e. In Team Event, approaching the horse without the intention of mounting.
 - f. In Individual event, if vaulter enters circle before previous vaulter begins vault off, entering vaulter will be eliminated.
 - g. Horse that is uneven and/or unlevel, in poor condition, or which shows signs of discomfort or fatigue.
 - h. Abuse of the horse.
 - i. An unforeseen circumstance.
 - j. More than three (3) vaulters on the horse at any one time or in any exercise whether actually on the horse or not.
 - k. After the maximum number of vaulters allowed to use the horse in any day, all additional vaulters will be disqualified.
 - l. Use of non-allowable equipment.
 - m. Team or vaulter not saluting within one (1) minute of the Judge's signal to enter.
 - n. Team or vaulter not commencing the performance within thirty (30) seconds of the judge's signal to begin.
 - o. Unauthorized assistance not specified elsewhere.
 - p. Use of dress other than defined.
 - q. In the event the team/individual is eliminated, the judge should state his reason on the score sheet.

8. Team Event Scoring:

- a. Compulsory Section
 1. The Scores of the six (6) vaulters for each compulsory exercise are added and divided by 6 (averaged).

VA - VAULTING DIVISION

These are the scores for the six (6) vaulters who perform in the Freestyle. The scores for the seventh vaulter are dropped.

2. For A Team, the nine (9) averaged scores for the compulsory exercises are added to the Horse/GI Score and divided by ten (10). This is the team's score for the Compulsory section.
 3. For B Team, the eight (8) averaged scores for the compulsory exercises are added to the Horse/GI Score and divided by nine (9). This is the team's score for the Compulsory section.
 4. For C Team, the eight (8) averaged scores for the compulsory exercises are added to the Horse Score and divided by nine (9). This is the team's score for the Compulsory section.
- b. Freestyle Section
1. Degree of Difficulty (x15%)
 2. Composition (x25%)
 3. Performance (x40%)
 4. Horse/General Impression (x20%)
 5. The four (4) Freestyle scores are added together. This is the team's score for the Freestyle section.
- c. Final Score
1. The team's Compulsory score and Freestyle score are added and divided by two (2). This is the team's final score for the event.
9. Gold Individual Event Scoring:
- a. Compulsory Section (Score 1)
1. The nine (9) Compulsory scores and the Horse/GI Score are added.
 2. Total is divided by ten (10).
- b. Technical Test Section (Score 2)
1. The five (5) performance scores for the designated technical exercises are added together and divided by five (5). This number is (x 50%).
 2. Composition (x 25%)
Performance (x 10%)
 3. Horse/GI (x 15%)
 4. The four (4) scores are added together.
- c. Freestyle Section (Score 3)
1. Degree of Difficulty (x 15%)
 2. Composition (x 25%)
 3. Performance (x 40%)
 4. Horse/GI (x20%)
 5. The four scores are added together.
- d. Final Score
1. Score 1, Score 2 and Score 3 are added together. The total is divided by 3 to produce the final score for the event.
10. Silver and Bronze Individual Event Scoring:
- a. Compulsory Section (Score 1)
1. The eight (8) Compulsory scores and the Horse/GI Score are added.
 2. Total is divided by nine (9).
- b. Freestyle Section (Score 2)
1. Degree of Difficulty (x 15%)
 2. Composition (x 25%)
 3. Performance (x 40%)

4. Horse/GI (x20%)
 5. The four scores are added together.
 - c. Final score
 1. For Silver Event, in each round, Scores 1 and 2 are added and divided by 2 to produce the score for that round.
 2. For Silver Event, the scores for each of the two rounds are added and divided by 2 to produce the final score for the event.
 3. For Bronze Event, Score 1 and Score 2 of Round I are added to Score 1 of Round II. The total is divided by 3 to produce the final score for the event.
11. Pas de Deux Event Scoring:
- a. Freestyle I
 1. Degree of Difficulty (x15%)
 2. Composition (x25%)
 3. Performance (x40%)
 4. Horse/General Impression (x20%)
 5. The four (4) Freestyle scores are totaled.
 - b. Freestyle II (Score 2):
 1. Degree of Difficulty (x15%)
 2. Composition (x25%)
 3. Performance (x40%)
 4. Horse/General Impression (x20%)
 5. The four (4) Freestyle scores are totaled.
 - c. Final Score
- Scores for Freestyle I and Freestyle II are added and divided by 2, to produce the final score for the event if two rounds are offered.

CHAPTER WL WELSH PONY AND COB DIVISION

SUBCHAPTER WL-1 SECTIONS A AND B GENERAL QUALIFICATIONS

WL101 Eligibility for Section A and B Ponies

WL102 Height

WL103 Type and Conformation

WL104 Artificial Appliances and Irritants

WL105 Shoeing Regulations

WL106 Ring Procedure

WL107 Attire (General)

WL108 Driving Attire and Appointments

WL109 Performance Championships

WL110 Model Classes

SUBCHAPTER WL-2 SECTIONS A AND B BREEDING CLASSES

WL111 General

WL112 Junior Breeding Classes

WL113 Senior Breeding Classes

WL114 Recommended Classes

SUBCHAPTER WL-3 SECTIONS A AND B PERFORMANCE CLASSES

WL115 General

WL116 Qualifying Gaits

WL117 Welsh Pleasure Pony Section

WL118 Welsh Trail Ponies

WL119 Welsh Pleasure Driving Ponies

WL120 Welsh Roadster Pony Section

WL121 Welsh Formal Driving Pony Section

WL122 Welsh Fine Harness Pony Section

WL123 Welsh Draft Harness Pony Section

WL124 Welsh Carriage Driving Section

WL125 Welsh Hunter and Jumper Pony Section

WL126 Welsh Pony Leading Rein Class

WL127 Welsh Child's First Pony Class

SUBCHAPTER WL-4 SECTIONS C AND D WELSH COB

WL128 Eligibility

WL129 Height

WL130 Type and Conformation

WL131 Artificial Appliances and Irritants

WL132 Shoeing Regulations

WL133 Ring Procedure

WL134 Attire (General)

WL135 Driving Attire and Appointments

WL136 Championships

SUBCHAPTER WL-5 SECTIONS C AND D WELSH COB BREEDING CLASSES

WL137 General

WL138 Recommended Classes

SUBCHAPTER WL-6 SECTION C AND D WELSH COB PERFORMANCE CLASSES

WL139 General

WL140 Qualifying Gaits

WL141 Welsh Cob Pleasure Section

WL142 Welsh Cob Trail

WL143 Welsh Cob Pleasure Driving

WL144 Welsh Cob Formal Driving Section

WL145 Welsh Cob Draft Harness Section

WL146 Welsh Carriage Pleasure Driving Section

WL147 Welsh Section C & D Hunter Section

SUBCHAPTER WL-7 HALF WELSH PERFORMANCE CLASSES

WL148 Half Welsh Pleasure Section

WL149 Half Welsh Hunter Section

CHAPTER WL WELSH PONY AND COB DIVISION

(For rules pertaining to Welsh Cobs, see WL128-WL147)

SUBCHAPTER WL-1 SECTIONS A AND B GENERAL QUALIFICATIONS

WL101 Eligibility for Section A and B Ponies

1. All ponies must be registered in the stud book of the Welsh Pony and Cob Society of America, Inc. or the Welsh Pony and Cob Society of Canada and must be entered under their full registered name, or, if under one year, be eligible for registration. A Part-Bred Welsh Pony is defined as an animal with at least one registered Half Welsh parent.
2. A registered Welsh Pony recorded with the Federation under a different name, must show in Welsh classes for high score award points under its Welsh name. Welsh points will be awarded if its correct USEF registration number is used and its registered Welsh name is cross-referenced on the USEF certificate.
3. Registered Half/Part-Bred Welsh and Purebred Welsh may show together only in trail, equitation and carriage driving classes.
4. The Welsh Pony and Cob Division Rules are supplemented by the official Welsh Pony and Cob Society of America, Inc. Sanctioned Show Rules Book. Federation rules take precedence. It is the responsibility of judges, stewards, exhibitors and officials to comply with the criteria and intent of the WPCSA Sanctioned Show Rules Book. A current copy of the WPCSA Sanctioned Show Rules Book may be obtained from: WPCSA, 720 Green Street, Stephens City, VA 22655.
5. Before a pony may be issued a number or enter the ring, the Show Secretary must have a copy of the Welsh Certificate of Registration in the current owner's name. If the pony is under one year of age and not yet registered, submit a copy of dam's Certificate of Registration, the registration number and registered name of the sire and the proposed registration name of entry.

WL102 Height

1. Section A ponies may not exceed 12.2 hands. Section B ponies may not exceed 14.2 hands. Measurements to be conducted per Chapter HU, HU168 - HU179.
2. Management shall not permit an animal to be shown in any Welsh performance class at a Federation Licensed Competition unless the person presenting the animal is in possession of one of the following:
 - a. A measurement card issued by the Federation bearing the date of August 15, 1993 or thereafter; or
 - b. Certified measurement card applied for prior to December 1, 1987; or
 - c. A copy of a valid measurement form. Competition management may, at its discretion, confirm any of the foregoing information electronically with the Federation Office.
3. At Regular Competitions, management may not give out an exhibitor's number for an animal showing in a Welsh Pony performance class before the above requirements have been complied with, and charges of rule violations for hearing and determination to Chapters GR6 and GR7 shall result for failure of compliance with this Rule.
4. Whenever possible, performance classes should be divided by height. Classes to be divided in to 12.2 hands and under, and over 12.2 hands but not exceeding 14.2 hands.
5. Section A and Section B ponies may be shown together unless there are (8) eight or more ponies of each height section, then the class must be split and the prize money doubled.

WL103 Type and Conformation

1. The Welsh Pony is a strong, proud going pony and his competition ring training should be aimed at developing his natural and characteristic action to its best expression. Suitability of the pony and its action for the type of job at

hand is essential. General character is hardy, spirited and pony-like.

- Any color except piebald and skewbald; head small and clean cut, well set on and tapering to the muzzle, a slight dish is desirable; eyes bold, set wide apart, ears well-placed, small and pointed, well up on head; nostrils prominent; jaws and throat clean and finely cut. Neck shall be lengthy, well carried and moderately lean in the case of mares but inclined to be cresty in the case of stallions; shoulders long and sloping well back; withers moderately fine but not “knifey”, the humerus upright so that the foreleg is not set in under the body. Forelegs should be set square and true, not tied in at the elbow, with long, strong forearms, well developed knee and short flat bone below. Back and loins should be muscular, strong and well-coupled; girth deep and ribs well-sprung; hindquarters lengthy and fine, not cobby, ragged or goose rumped, with tail well set on and carried gaily; the hindlegs should have large hocks, flat and clean with points prominent, to turn neither inward nor outward, the hindlegs not to be bent, hocks not to be set behind a line from the point of the quarter to the fetlock joint. Pasterns should have medium slope and length, feet well-shaped and round, hoofs dense.

WL104 Artificial Appliances and Irritants

Any pony wearing equipment or devices other than permitted in specific classes and any pony showing evidence of the use of ginger or other irritants to produce a higher tail carriage than natural shall be disqualified from the class.

WL105 Shoeing Regulations

- Ponies may be shown barefoot. Foals and yearlings must be shown barefoot. In Breeding classes when Two-Year-Olds are shod, the shoes must be unweighted and the foot natural with frog close to ground; pads and additional weight of any description shall disqualify.
- The length of toe for Section “A” ponies must not exceed 4”; the shoe excluding nails but including pad must not weigh more than 10 oz. The length of toe for Section “B” ponies must not exceed 4”; the shoe excluding nails including pads must not weigh more than 12 oz. These measurements and weights will in most cases be less depending on the actual size of a pony and the type of competition (See General Rules Chapter 5 and GR804.2.)

WL106 Ring Procedure

Only one person shall be allowed in the ring with each pony except in driving classes where each pony may be headed by one attendant properly attired. The attendant must take no action that would affect the performance of any pony. Passengers are allowed in Driving Classes. Assistance in showing from outside the ring is prohibited. Unruly ponies must be excused from the ring. Exhibitors shall be suitably attired. Judges must severely penalize any pony that shows any indication of instability or weakness or any evidence of labored action due to faulty conformation, training, long toes, heavy shoes or improper shoeing. When ponies are shown standing, the toe of at least one hind foot should be no farther back than the point of the rump. Ponies are not to be stretched.

WL107 Attire (General)

In all classes, handlers, riders and drivers should be appropriately attired. (“Short” shorts, bare midribs and flimsy footwear are not acceptable). Those persons who, in the opinion of the judge, are inappropriately attired may be excused from the ring. Protective headgear may be worn in all classes without penalty. See GR801.

WL108 Driving Attire and Appointments

Gentlemen to wear suit or slacks and jacket, shirt, tie, hat, gloves, apron and carry a whip. Ladies to wear slacks, blouse and jacket or tailored suit or dress, hat, gloves and apron, whip must be carried. Junior and adults riding in the competition may wear riding clothes in driving classes but must have gloves, apron and whip. Failure to follow the above rules will be penalized. Period dress is allowed only in Antique Vehicle classes. Drivers under 12 years of age must be accompanied by an adult. Drivers may carry passengers. NOTE: In case of extreme heat, jackets may be

removed at the discretion of the judge. Appropriate rain gear is permissible.

WL109 Performance Championships

1. When three or more classes are offered in a section, the Championship must be awarded on a point basis, using 5, 3, 2 and 1 values for first through fourth places.
2. Ribbons won in classes with specifications restricting ponies in any manner shall not count toward any Championship unless such classes are complementary and have the same conditions.
3. When a Championship is offered, management shall keep a score card of winnings throughout the competition which shall be prominently displayed. The Champion and Reserve titles shall be awarded to the two of the four ponies which have acquired the most points in Open Performance classes. In addition to these points, only these four ponies shall receive half points for ribbons won in Model Classes.
4. At the discretion of competition management, ties (except hunter) may either be settled by the flip of a coin or animals may be worked off on the rail using the same judging specifications as in the classes offered in the division. In case of a tie in the hunter division, the championship or reserve will be awarded to the animal that accumulated the most points over fences. If animals have an equal number of points over fences, they must be shown at a walk, trot and canter using the same judging specifications as in the classes offered in the division.

WL110 Model Classes

A Model class open to all Welsh ponies is prohibited. One may be offered, however, in each of the classifications listed below. The Model class must be offered in addition to the required number of the classes for the section and will receive half points. To be shown in halter or bridle without quarter boots. To be judged on type, conformation and finish. To be moved on the line.

SUBCHAPTER WL-2 SECTIONS A AND B BREEDING CLASSES

WL111 General

1. Ponies to be shown In-Hand at a walk and trot except in Group classes. To be judged 85% on breed type, conformation, quality and substance; 15% on way of going, disposition and manners. Stallions three years old and over must have all the fully developed physical characteristics of a stallion. Mature stallions must be masculine in appearance. Any question in this regard shall be determined by the official veterinarian. Ponies must be serviceably sound, in good condition and well groomed. To be shown in halter or bridle. Transmissible weakness and unsoundness to be counted against in Breeding classes.
2. Classes will be divided into A and B sections. Ponies will be shown in Section A or Section B based on their registration with the Welsh Pony and Cob Society. Section A and Section B ponies may not be shown together in breeding classes, however they may be shown together in performance and model classes.

WL112 Junior Breeding Classes

Open to ponies two years old and under. Section A ponies are to wear natural, unbraided or evened mane and natural, unset, ungingered tail. The long hair of the ears may be clipped. Braiding is optional for Section B ponies. Actual age to be taken into consideration in judging foals and yearlings. Section A ponies are to wear natural, unbraided or evened mane and natural, unset, ungingered tail.

WL113 Senior Breeding Classes

Open to ponies three years old and over. Ponies may be presented in the same manner as they are in classes of the Welsh section in which they perform except that the length of the toe shall not exceed the maximum. (See WL105). However, any ponies wearing spoon cruppers, quarter boots, humane tail braces, switches and wigs or any ponies whose tails have been nicked, gingered or put in a tail set for the class entered shall be disqualified. Stallions may be

shown in tack. Emphasis shall be on breed characteristics. Natural reaching action is desired.

WL114 Recommended Classes

1. Filly foals; Yearling Fillies; Two-year-old Fillies; Junior Champion Filly.
2. Colt foals; Yearling Colts; Two-year-old Colts; Junior Champion Colt.
3. Three and Four-year-old Mares; Broodmare Five and Over with foal in current year; Bred Mare Five and Over without foal in current year; Yeld mare Five and Over; Senior Champion Mare.
4. Three- and Four-year-old Stallions; Stallions Five and Over; Senior Champion Stallion.
5. Grand Champion (Junior Champions and Reserves and Senior Champions and Reserves).
6. Supreme Champion (Grand Champion and Reserve from all sections).
7. Geldings Two and under; Geldings Three and Over; Champion Gelding; Supreme Champion Gelding.
8. Get of Sire—three animals by the same sire, combined ownership permitted; Produce of Dam—two animals out of the same Dam, combined ownership permitted; Breeder's Herd—stallion and three mares, all the property of exhibitor, all to be Two-Year-Olds or over.
9. Show Champions and Reserve Champions shall be selected as outlined in GR810.3.
10. See WPCSA Sanctioned Show Rules—Breeding Division

SUBCHAPTER WL-3 SECTIONS A AND B PERFORMANCE CLASSES

WL115 General

1. Stallions may be shown in Ladies and Junior Exhibitor classes unless the prize list stipulated otherwise.
2. Classes for adult riders must be offered separately from those for junior riders. In all driving classes, Sections C and D classes, and Half/Part-Bred Welsh classes juniors and adults may compete together. Suitability is to be emphasized in all classes.
3. Classes are open to stallions, mares and geldings. To be judged 75% on performance, manners and style; 25% on breed type, conformation, quality and finish with emphasis in the order listed under recommended classes unless otherwise specified. Working classes are to be judged 100% on performance.
4. To be eligible for any Stake class, a pony must have been entered, shown and judged in at least one qualifying class judged under the same specifications.
5. All performance classes will be divided by height whenever possible. Refer to WL102.4.
6. A minimum of three classes must be offered in each section. Model classes do not count toward the minimum requirement.

WL116 Qualifying Gaits

1. Walk: True, fast, flat-footed, elastic and showy.
2. Trot: Square, straight, open and reaching. Extreme speed penalized except in Roadsters.
3. Canter: Smooth, slow, collected and straight on both leads.

WL117 Welsh Pleasure Pony Section

1. Ponies to wear unset, ungingered tail. Hunter braiding is optional. To be shown with a natural foot and unweighted shoes. Pads may be used but additional weight of any description is prohibited. Any pony wearing a spoon crupper, showing evidence of ginger or set tail, or whose feet and shoes exceed the limits as set forth in WL105 shall be disqualified.
2. WELSH PLEASURE PONIES ENGLISH EQUIPMENT-CONFORMATION ENGLISH PLEASURE, WORKING ENGLISH PLEASURE, CONFORMATION ENGLISH PLEASURE STAKE. To be shown at a walk, trot and canter both ways of the ring without martingale. To be judged 75% on performance, manners, movement and style; 25%

WL - WELSH PONY AND COB DIVISION

on breed type and conformation. Working English Pleasure to be judged 100% on performance.

3. **WELSH PLEASURE PONIES WESTERN EQUIPMENT-CONFORMATION WESTERN PLEASURE, WORKING WESTERN PLEASURE, CONFORMATION WESTERN PLEASURE STAKE.** To be shown at a walk, jog-trot and lope both ways of the ring on a reasonably loose rein without undue restraint. To be judged on performance, with emphasis on manners 65%; breed type and conformation 25%; appointments 10% (See Rules WS107 and WS108). Working Western Pleasure to be judged 100% on performance.

WL118 Welsh Trail Ponies

WELSH TRAIL—Class to be divided into Junior and Adult To Ride—Registered ponies, cobs, and Half Welsh are eligible to compete together. Exhibitors may show in English or Western tack and attire. Attire should match the seat being ridden. To be shown over and through a minimum of 6 obstacles at a walk, trot or jog and canter or lope. Junior Exhibitors may not side pass or canter/lope over loose rails. To be judged on performance 100%. Penalties are assessed for fussiness, extreme tension, rearing; not changing leads, extra lead changes; spooking when carrying objects; refusals; failure to maintain gaits; off course will result in no score and elimination.

WL119 Welsh Pleasure Driving Ponies

CONFORMATION PLEASURE DRIVING, WORKING PLEASURE DRIVING, CONFORMATION PLEASURE DRIVING STAKE. To be shown to a suitable two- or four-wheeled vehicle, four-wheeled vehicle for Pairs but not a viceroys, racing sulky or Fine Harness rig. To be shown both ways of the ring at a walk, working trot and trot on and stand quietly and except for tandems, to back readily. Maiden ponies shall be asked to do a walk and working trot. To be judged 75% on performance, manners, movement and style; 25% on breed type and conformation. Working Pleasure Driving to be judged 100% on performance.

WL120 Welsh Roadster Pony Section

1. Ponies must be 12.2 Hands and under. Ponies to wear long, natural mane and long, unset, ungingered tail. The foretop and first strand behind ear may be braided. To be shown with a natural foot with appropriate shoes for proper balance and speed. Quarter boots or bell boots may be worn. Any pony showing evidence of ginger or a set tail or whose feet and shoes exceed the limits as set forth in WL105 will be disqualified. Harness, equipment, attire and procedure shall conform to the Roadster Division (Chapter RD) except round reins and round traces are optional.
2. **WELSH ROADSTERS PONIES TO BIKE-CONFORMATION ROADSTER TO BIKE, WORKING ROADSTER TO BIKE, CONFORMATION ROADSTER TO BIKE STAKE.** To be shown to a miniature two-wheeled bike. Driver to wear stable colors. To be shown at a jog-trot, road gait and then at speed. To be judged 75% on performance, manners, movement, and style; 25% on breed type and conformation.

WL121 Welsh Formal Driving Pony Section

1. Ponies to wear long, natural mane and long, natural unset, ungingered tail. The foretop and first strand behind ears may be braided. The foot must be natural with unweighted shoes. Pads may be used but additional weight of any description is prohibited. Any pony wearing quarter boots, a spoon crupper, humane tail brace or false tail, showing evidence of ginger or a set tail or whose feet and shoes exceed the limits as set forth in WL105 shall be disqualified. To be shown to a suitable four-wheeled vehicle. Type of harness is optional but must include a cavesson.
2. **WELSH FORMAL DRIVING PONIES-CONFORMATION FORMAL DRIVING, WORKING FORMAL DRIVING, CONFORMATION FORMAL DRIVING STAKE.** To be shown both ways of the ring at animated, natural trot and animated walk. To stand quietly and, except for Tandems, to back readily. To be judged 75% on performance, manners, movement and style; 25% on breed type and conformation. Working Formal Driving to be judged 100% on performance.

WL122 Welsh Fine Harness Pony Section

1. Ponies to wear long, natural mane and long, unset, ungingered tail. The foretop and first strand behind the ears may be braided. A spoon crupper or humane tail brace and wig or switch are optional. Quarter boots may be worn. To be shown to a viceroy or miniature fine harness rig. Light harness with snaffle bit and over check is required.
2. WELSH FINE HARNESS PONIES-CONFORMATION FINE HARNESS, WORKING FINE HARNESS, CONFORMATION FINE HARNESS STAKE. To be shown at a free animated park trot, extreme speed to be penalized and at an animated walk. To stand quietly and back readily. To be judged 75% on performance, manners, movement and style; 25% on breed type and conformation. Working Fine Harness to be judged 100% on performance.

WL123 Welsh Draft Harness Pony Section

1. Utilitarian usefulness is stressed for ponies, harness and wagon. Ponies to wear long natural mane and tail. Braiding with decorations optional. Tails not to be docked. Clipping of fetlocks optional. If shod, shoeing must conform with WL105. To be shown to a suitable four-wheeled vehicle except a cart may be used for singles and tandems. Heavy draft type harness with collars and breeching. Full harness and lead bars on lead teams optional. No one may assist the driver in any way except in the event of an emergency. Passengers are permitted. Sections A, B, C and D may be combined within a hitch and within a class.
2. WELSH DRAFT HARNESS PONIES-CONFORMATION DRAFT, WORKING DRAFT, CONFORMATION DRAFT STAKE. Single and multiple hitches (2,3,4) may not compete together in the same class. Separate divisions may be offered for 2, 3 and 4 hitches (2, 3, 4).
3. For Singles, Pairs, Tandem, Unicorn, four pony hitch, six pony hitch. To be shown both ways of the ring at a working trot and flat footed walk. To Halt, stand quietly and back readily. Individual maneuvers may be requested. Fancy equipment not to count over a neat suitable working outfit. To be judged 75% on manners, usability and performance; 25% on breed type, suitability and conformation. Working Draft Driving to be judged 100% on performance.

WL124 Welsh Carriage Driving Section

Carriage Pleasure Driving classes held in the Welsh Division are to be conducted in accordance with Carriage Pleasure Driving Division-Chapter CP.

WL125 Welsh Hunter Pony Section

1. The rules of the Open Hunter Pony Division and the Open Hunter Division shall apply to all Welsh Hunter Ponies. Exceptions:
 - a. Breed type must be considered in Conformation classes.
 - b. Stallions may be shown.
 - c. Championships will be awarded based on WL109.
 - d. Classes will be split based on WL102.1.
 - e. All junior riders may ride any section of Welsh Pony, regardless of animal height.
 - f. Braiding is optional.
2. In Hunter classes, ponies not exceeding 13.2 hands shall jump 2'; ponies exceeding 13.2 hands shall jump 2'6".
3. A course is a minimum of six fences with eight jumping efforts.
4. Juniors or Adults may show in this section. Junior riders in all classes cannot have reached their 18th birthday as outlined in General Rules, GR127.
5. For "A" and "B" rated Hunter sections a competition must offer at least two Over Fences (one Conformation and one Handy or Working) and one Under Saddle Class. Two of the performance classes must be judged 25% on conformation and breed type. Minimum prize money for an "A" rated section is \$100 and for a "B" rated section is \$50. WELSH HUNTER PONY—WORKING HUNTER OVER FENCES, HANDY HUNTER OVER FENCES,

CONFORMATION HUNTER STAKE OVER FENCES, CONFORMATION HUNTER UNDER SADDLE.

6. In the Conformation Hunter Under Saddle class, exhibitors may be required to hand gallop one way of the ring, but no more than eight ponies at one time.
7. Ponies shown in a Welsh Hunter section may also be shown by an Adult in a Welsh Adult to Ride section at the same competition.
8. Refer to HU134 for a list of faults scored according to the judge's opinion and depending on severity or division may be considered minor or major faults.

WL126 Welsh Pony Leading Rein Class

Open to Sections A, B, C and Half/Part-Bred Welsh. Mare or Gelding, 12.2 hands and under, to be ridden by junior exhibitors, at least four but not more than eight years of age. To be shown on light contact and to be led by an adult. The leading rein to be attached to the cavesson on the English bridle and to the cheek slot of the bit (top of the bit) on the Western bridle while leaving the control of the pony to the child. Chain leadlines are prohibited. To be shown at a walk, on the right rein, to line up and stand quietly. Ponies will be called out individually to stand, walk out and trot back past the judge. Riders to be suitably dressed in Hunt, Saddle or Western attire. Ponies to be judged on manners, suitability, breed type, conformation, and turn-out. This is not an equitation class. If entries are sufficient, classes may be divided 12 hands and under and over 12 hands but not exceeding 12.2 hands.

WL127 Welsh Child's First Pony Class

Open to Sections A, B, C and Half/Part-Bred Welsh Mare or Gelding, 12.2 hands and under, to be ridden by junior exhibitors, at least four but not more than ten years of age. To be shown on light contact. Ponies to be shown at a walk and trot in both directions. Riders to be suitably dressed in Hunt, Saddle or Western attire. Ponies to be judged on performance and soundness. Conformation, way of going, manners, suitability and turn-out to be emphasized. If entries are sufficient, classes may be divided 12 hands and under and over 12 hands but not exceeding 12.2 hands.

SUBCHAPTER WL-4 SECTIONS C AND D WELSH COB

WL128 Eligibility

All must be registered in the Stud Book of the Welsh Pony and Cob Society of America, Inc. or the Welsh Pony and Cob Society of Canada and must be entered under their full registered name, or, if under one year, be eligible for registration. Registered Half/Part-Bred Welsh and Purebred Welsh may only show together in trail, equitation, and carriage driving classes.

WL129 Height

1. Whenever possible, classes should be divided by height. Classes to be divided into Section C, referred to as Welsh Pony of Cob Type not to exceed 13.2 hands and Section D, referred to as Welsh Cob exceeding 13.2 hands with no upper limit. Measurements to be conducted per Chapter HU, HU168 - HU179.
2. Management shall not permit an animal to be shown in any Welsh Cob performance class at a Federation Licensed Competition unless the person presenting the animal is in possession of one of the following:
 - a. The original or a copy of a measurement card issued by the Federation; or
 - b. A copy of a valid measurement form. Competition management may, at its discretion, confirm any of the foregoing information electronically with the Federation Office.
3. At Regular Competitions, management may not give out an exhibitor's number for an animal showing in a Welsh Pony performance class before the above requirements have been complied with, and charges of rule violations for hearing and determination to Chapters GR6 and GR7 shall result for failure of compliance with this Rule.
4. Section C and Section D cobs may be shown together in breeding and performance classes but may not be shown

with Section A or Section B ponies.

a. Exceptions:

1. Welsh Trail
2. Welsh Draft Harness Pony
3. Welsh Carriage Driving
4. Welsh Pony Leading Rein
5. Welsh Child's First Pony

5. If there are eight or more of each section in a performance class, the class must be split and the prize money doubled.

WL130 Type and Conformation

General Character. Strong, hardy and active with pony character and as much substance as possible. Color: Any color except piebald or skewbald. Head: Full of quality and pony character. A coarse head and Roman nose is most objectionable. Eyes: Bold, prominent and set widely apart. Ears: Neat and well set. Neck: Lengthy and well carried. Moderately lean in the case of mares but inclined to be cresty in the case of stallions. Shoulders: Strong but well laid back. Forelegs: Set square and not tied in at the elbows. Long strong forearms. Knees well developed with an abundance of bone below them. Pasterns of proportionate slope and length. Feet well shaped. Hooves dense. A moderate quantity of silky feather is not objected to but coarse, wiry hair is a definite objection. Middlepiece: Back and loins, muscular, strong and well-coupled. Deep through the heart and well ribbed up. Hindquarters: Lengthy and strong. Ragged or drooping quarters are objectionable. Tail well set on. Hindlegs: Second thighs, strong and muscular. Hocks large, flat and clean, with points prominent, turning neither inward nor outward. The hindlegs must not be too bent and the hock not set behind a line falling from the point of the quarter to the fetlock joint. Pasterns of proportionate slope and length. Feet well shaped. Hooves dense. Action: Free, true and forceful. The knee should be bent and the whole foreleg should be extended straight from the shoulder and as far forward as possible in the trot. Hocks flexed under the body with straight and powerful leverage.

WL131 Artificial Appliances and Irritants

Any Cob wearing equipment or devices other than those permitted in specific classes and any Cob showing evidence of the use of ginger or other irritants to produce a higher tail carriage than the natural position shall be disqualified from the class in which it is competing.

WL132 Shoeing Regulations

Cobs may be shown barefoot. Foals and yearlings must be shown barefoot. In all classes the foot should be natural in appearance with the frog close to the ground. The length of the toe for Section "C" and "D" cobs must be proportional to the size of the animal. The shoe excluding nails but including pad must not weigh more than 18 oz. These measurements and weight will in most cases be less depending on the actual size of a Cob and the type of competition.

WL133 Ring Procedure

Only one person shall be allowed in the ring with each Cob, except in driving classes where each Cob may be headed by one attendant, properly attired. The attendant must take no action that would affect the performance of any Cob. Assistance in showing from outside the ring is prohibited. Passengers are allowed in driving classes. Unruly Cobs must be excused from the ring. Judges must severely penalize any Cob that shows any indication of instability or weakness or any evidence of laboring action due to faulty conformation, training, long toes, heavy shoes, or improper shoeing. When Cobs are shown standing, the toe of at least one hind foot should be no farther back than the point of

WL - WELSH PONY AND COB DIVISION
the quarter. Stretched Cobs must be disqualified.

WL134 Attire (General)

In all cases, handlers, riders and drivers should be appropriately attired. Those persons who in the opinion of the judge are inappropriately attired, may be excused from the ring. Protective headgear may be worn in all classes without penalty. See General Rules, GR801.

WL135 Driving Attire and Appointments

Gentlemen to wear suit or slacks and jacket, shirt, tie, hat, gloves, apron and carry a whip. Ladies to wear slacks, blouse and jacket or tailored suit or dress, hat, gloves and apron, and carry a whip. Junior and adults riding in the competition may wear riding clothes in driving classes but must have gloves, apron and whip. Failure to follow the above rules will be penalized. Period dress is allowed only in Antique Vehicle classes. Drivers under 12 years of age must be accompanied by an adult. In case of extreme heat, jackets may be removed at the discretion of the judge. Appropriate rain gear is permissible.

WL136 Championships

Ribbons won in classes restricting Cobs in any manner shall not count toward any Championship unless such classes are complementary and have the same conditions. When a Championship is offered, management shall keep a score card of winnings throughout the competition which shall be prominently displayed. The Champion and Reserve titles shall be awarded to the two of the four Cobs which have acquired the most points in Open Performance classes. In addition to these points, only these four Cobs shall receive half points for ribbons won in Model classes. In case of a tie, the Champion or Reserve shall be awarded to the Cob that has accumulated the highest number of points in performance classes. If the scores remain tied, the Champion or Reserve shall be worked off on the rail using the same judging specifications as in the Open classes.

SUBCHAPTER WL-5 SECTIONS C AND D WELSH COB BREEDING CLASSES

WL137 General

1. Cobs to be shown In-Hand at a walk and trot except in group classes. Stallions three years old and over must have all the fully developed physical characteristics of a stallion. Mature stallions must be masculine in appearance. Any question in this regard shall be determined by the official veterinarian.
2. Cobs must be serviceably sound, in good condition and well groomed. To be shown in halter or bridle. Stallions may be shown in tack. Transmissible weakness or unsoundness to be counted against in Breeding classes. No Cob, except geldings, may be shown in a Group class unless it is being shown in a Singles Breeding class at the same competition. Actual age to be taken into consideration in judging foals and yearlings. Cobs may be shown with full, natural or evened mane. The entire mane may not be braided, however, one single braid behind the ear is permissible. Tail to be unset and ungingered. A bridle path, if necessary, shall not exceed two inches. Any Cobs wearing spoon cruppers, quarter boots, humane tail braces, switches and wigs or any Cobs whose tails have been docked, nicked, gingered or put in a tail set for the class entered shall be disqualified.
3. Emphasis shall be on breed characteristics. Natural reaching action is desired. To be judged 85% on breed type, conformation, quality and substance; 15% on way of going, disposition and manners.

WL138 Recommended Classes

1. Filly foals; Yearling Fillies; Two-year-old Fillies; Junior Champion Filly.
2. Colt foals; Yearling Colts; Two-year-old Colts; Junior Champion Colt.
3. Three- and Four-year-old Mares; Broodmare Five and Over with foal in current year; Bred Mare Five and Over

- without foal in current year; Yeld mare Five and over; Senior Mare Champion.
4. Three- and Four-year-old Stallions; Stallions Five and Over, Senior Stallion Champion.
 5. Grand Champion (Junior Champions and Reserves and Senior Champions and Reserves).
 6. Supreme Champion (Grand Champions and Reserves from all sections).
 7. Geldings Two and Under, Geldings Three and Over; Champion Gelding, Supreme Champion Gelding.
 8. Get of Sire—three animals by the same sire, combined ownership permitted; Produce of Dam—two animals out of the same Dam, combined ownership permitted; Breeder's Herd—stallion and three mares, all the property of exhibitor, all to be Two-year-olds and Over.
 9. Show Champions and Reserve Champions shall be selected as outlined in GR810.3.
 10. See WPCSA Sanctioned Show Rules - Breed Division.

SUBCHAPTER WL-6 SECTION C AND D WELSH COB PERFORMANCE CLASSES

WL139 General

1. The Welsh Cob is strong and proud going and his competition ring training should be aimed at developing his natural and characteristic action to its best expression. Suitability of the Cob and its action for the type of job at hand is essential. Open to Stallions, Mares and Geldings.
2. To be judged 75% on performance, manners, and style; 25% on breed type, conformation, quality, and finish with emphasis in the order listed under recommended classes unless otherwise specified. Working classes are to be judged 100% on performance. See WPCSA Sanctioned Show Rules—Performance Division. Stallions may be shown in Ladies and Junior Exhibitor classes unless the prize list stipulates otherwise.
3. To be eligible for any Stake class, a Cob must have been entered, shown and judged in at least one qualifying class judged under the same specifications. When three or more classes are offered in a section, the Championship must be awarded on a point basis, using 5, 3, 2 and 1 values for first through fourth places.
4. A Model class open to all Welsh Cobs is prohibited. One may be offered, however, in each of the classifications listed below. The Model class must be offered in addition to the required number of classes for the section and will receive half points. To be shown in halter or bridle without quarter boots. To be judged on type, conformation and finish. To be moved on the line. Suitability to be emphasized in all classes.
5. If separate classes in the Section C and D Welsh Cob division are not offered for Junior and Adult riders, then they may show together. Juniors and Adults may also compete together in driving and Half/Part-Bred Welsh classes.
6. A minimum of three classes must be offered in each section. Model classes do not count toward the minimum requirement.

WL140 Qualifying Gaits

1. Walk: True, fast, flat-footed, elastic and showy.
2. Trot: Square, straight, open, reaching and powerful. Extreme speed penalized.
3. Canter: Smooth, slow, collected and straight on both leads.

WL141 Welsh Cob Pleasure Section

Cobs to wear unset, ungingered tail. Hunter braiding is prohibited. To be shown with a natural foot and unweighted shoes. Pads may be used but additional weight of any description is prohibited. Any Cob wearing a spoon crupper, showing evidence of ginger or set tail, or whose feet and shoes exceed the limits as set forth in WL132 shall be disqualified. To be judged 75% on manners, performance and style; 25% on breed type and conformation. Working Pleasure to be judged 100% on performance.

1. WELSH COB PLEASURE ENGLISH EQUIPMENT-CONFORMATION ENGLISH PLEASURE, WORKING ENGLISH PLEASURE, CONFORMATION ENGLISH PLEASURE STAKE. To be shown at a walk, trot and canter

WL - WELSH PONY AND COB DIVISION

both ways of the ring without martingale. To be judged 75% on manners, performance and style; 25% on breed type and conformation. Working English Pleasure to be judged 100% on performance.

2. **WELSH COB PLEASURE WESTERN EQUIPMENT-CONFORMATION WESTERN PLEASURE, WORKING WESTERN PLEASURE, CONFORMATION WESTERN PLEASURE STAKE.** To be shown at a walk, jog-trot and lope both ways of the ring on a reasonably loose rein without undue restraint. To be judged on performance, with emphasis on manners 65%; breed type and conformation 25%; appointments 10% . Working Western Pleasure to be judged 100% on performance. (See WS135 and WS136)

WL142 Welsh Cob Trail

WELSH COB TRAIL-Class to be divided into Junior and Adult to Ride. Sections A, B, C, D, and registered Half Welsh are eligible to compete together. Exhibitors may show in English or Western tack and attire. Attire should match the seat being ridden. To be shown over and through a minimum of 6 obstacles at a walk, trot or jog and canter or lope. Junior Exhibitors may not side pass or canter/lope over loose rails. To be judged on performance 100%. Penalties are assessed for fussiness, extreme tension, rearing; not changing leads, extra lead changes; spooking when carrying objects; refusals; failure to maintain gaits; off course will result in no score and elimination.

WL143 Welsh Cob Pleasure Driving

CONFORMATION PLEASURE DRIVING, WORKING PLEASURE DRIVING, CONFORMATION PLEASURE DRIVING STAKE. To be shown to a suitable two- or four-wheeled vehicle, four-wheeled vehicle for Pairs but not a viceroy, racing sulky or Fine Harness rig. To be shown both ways of the ring at a walk, working trot and trot on and stand quietly and except for tandems, to back readily. Maiden Cobs shall be asked to do a walk and working trot. To be judged 75% on manners, performance and style; 25% on breed type and conformation. Working Pleasure Driving to be judged 100% on performance.

WL144 Welsh Cob Formal Driving Section

1. Cobs to wear long, natural mane and long, natural unset, ungingered tail. The foretop and first strand behind ears may be braided. The foot must be natural with unweighted shoes. Pads may be used but additional weight of any description is prohibited. Any Cob wearing quarter boots, a spoon crupper, humane tail brace or false tail or showing evidence of ginger or a set tail or whose feet and shoes exceed the limits as set forth in WL132 shall be disqualified. To be shown to a suitable four-wheeled vehicle. Type of harness is optional but must include a cavesson.
2. **WELSH COB FORMAL DRIVING-CONFORMATION FORMAL DRIVING, WORKING FORMAL DRIVING, CONFORMATION FORMAL DRIVING STAKE.** To be shown both ways of the ring at animated, natural trot and animated walk. To stand quietly and, except for Tandems, to back readily. To be judged 75% on performance, manners and style; 25% on breed type and conformation. Working Formal Driving to be judged 100% on performance.

WL145 Welsh Cob Draft Harness Section

Utilitarian usefulness is stressed for Cobs, harness and wagon. Cobs to wear long natural mane and tail. Braiding with decorations optional. Tails not to be docked. Clipping of fetlocks optional. If shod, shoeing must conform with WL132. To be shown to a suitable four-wheeled vehicle except a cart may be used for singles and tandems. Heavy draft type harness with collars and breeching. Full harness and lead bars on lead teams optional. No one may assist the driver in any way except in the event of an emergency. Passengers are permitted. Sections A, B, C, D may be combined within a hitch and within a class.

WELSH COB DRAFT HARNESS-CONFORMATION DRAFT, WORKING DRAFT, CONFORMATION DRAFT STAKE. Single and multiple hitches (2,3,4) may not compete together in the same class. Separate divisions may be offered for 2, 3, and 4 hitches. For Singles, Pairs, Tandem, Unicorn, four pony hitch, six pony hitch. To be shown both ways of the ring at a working trot and flat-footed walk. To halt, stand quietly and back readily. Individual maneuvers may be

requested. To be judged 75% on manners, usability and performance; 25% on breed type, suitability and conformation. Fancy equipment not to count over a neat suitable working outfit. Working Draft Harness to be judged 100% on performance.

WL146 Welsh Carriage Pleasure Driving Section

Carriage Pleasure Driving classes held in the Welsh Division are to be conducted in accordance with Carriage Pleasure Driving Division-Chapter CP.

WL147 Welsh Section C & D Hunter Section

1. The rules of the Open Hunter Pony and the Open Hunter Divisions shall apply to all Section C and D Welsh Hunters. Exceptions:
 - b. Breed type shall be considered in Conformation classes.
 - c. Stallions may be shown.
 - d. Braiding is optional.
 - e. Classes will be split based on WL129.
 - f. All junior riders may ride any section of Welsh Pony or Cob, regardless of animal height.
2. Juniors or Adults may show in this section. Junior riders in all classes cannot have reached their 18th birthday as outlined in General Rules, GR127.
3. Fence heights for Welsh Sections C and D shall conform to the rules of the Open Hunter Pony Division except fence heights for Section C's (not exceeding 13.2) shall be 2'0"; for Section D's exceeding 13.2 shall be 2'6". A course is a minimum of six fences with eight jumping efforts.
4. WELSH SECTIONS C AND D HUNTER-WORKING HUNTER OVER FENCES, HANDY HUNTER OVER FENCES, CONFORMATION HUNTER STAKE OVER FENCES, CONFORMATION HUNTER UNDER SADDLE. For "A" and "B" rated Hunter sections a competition must offer at least two Over Fences (one Conformation and one Handy or Working) and one Under Saddle class. Two of the performance classes must be judged 25% on conformation. In the Conformation Hunter Under Saddle class, exhibitors may be required to hand gallop one way of the ring, but no more than eight ponies at one time.
5. Refer to HU134 for a list of faults scored according to the judge's opinion and depending on severity or division may be considered minor or major faults.

SUBCHAPTER WL-7 HALF/PART-BRED WELSH PERFORMANCE CLASSES

WL148 Half/Part-Bred Welsh Pleasure Section

1. Half/Part-Bred Welsh horses or ponies to wear unset, ungingered tail. Hunter braiding is optional. To be shown with a natural foot and unweighted shoes. Pads may be used but additional weight of any description is prohibited.
2. HALF/PART-BRED WELSH PLEASURE ENGLISH EQUIPMENT-CONFORMATION ENGLISH PLEASURE, WORKING ENGLISH PLEASURE, CONFORMATION ENGLISH PLEASURE STAKE. To be shown at a walk, trot and canter both ways of the ring without martingale. To be judged 75% on performance, manners, movement and style; 25% on conformation. Working English Pleasure to be judged 100% on performance.
3. HALF/PART-BRED WELSH PLEASURE WESTERN EQUIPMENT-CONFORMATION WESTERN PLEASURE, WORKING WESTERN PLEASURE, CONFORMATION WESTERN PLEASURE STAKE. To be shown at a walk, jog-trot and lope both ways of the ring on a reasonably loose rein without undue restraint. To be judged on performance, with emphasis on manners 65%; conformation 25%; appointments 10%. Working Western Pleasure to be judged 100% on performance.

WL149 Half/Part-Bred Welsh Hunter Section

WL - WELSH PONY AND COB DIVISION

1. The rules of the Open Hunter Pony Division and the Open Hunter Division shall apply to all Half/Part-Bred Welsh Hunters. Exceptions:
 - a. Stallions may be shown
 - b. Championships will be awarded based on WL109
 - c. Braiding is optional.
 2. In Hunter classes horses or ponies not exceeding 13.2 hands shall jump 2', horses or ponies exceeding 13.2 hands shall jump 2'6". A course in a minimum of six fences with eight jumping efforts.
 3. Juniors or Adults may show in this section. Junior riders in all classes cannot have reached their 18th birthday as outlined in General Rules, GR127.
 4. For "A" and "B" rated Hunter sections a competition must offer at least two Over Fences (one Conformation and one Handy or Working) and one Under Saddle Class. Two of the performance classes must be judged 25% on conformation. Minimum prize money for an "A" rated section is \$100 and for a "B" rated section is \$50.
- HALF/PART-BRED WELSH HUNTER -WORKING HUNTER OVER FENCES, HANDY HUNTER OVER FENCES, CONFORMATION HUNTER STAKE OVER FENCES, CONFORMATION HUNTER UNDER SADDLE.
5. In the Conformation Hunter Under Saddle class, exhibitors may be required to hand gallop one way of the ring, but no more than eight ponies at one time.
 6. Ponies shown in a Half/Part-Bred Welsh Hunter section may also be shown by an Adult in a Half/Part-Bred Welsh Adult to Ride section at the same competition.
 7. Refer to HU134 for a list of faults scored according to the judge's opinion and depending on severity or division may be considered minor or major faults.

CHAPTER WS WESTERN DIVISION

SUBCHAPTER WS-1 GENERAL

- WS101 Eligibility
- WS102 Instructions to Riders
- WS103 Conduct
- WS104 Personal Appointments
- WS105 Tack
- WS106 Amateur
- WS107 Amateur Owners
- WS108 Maiden, Novice, Limit
- WS109 Snaffle or Hackamore Horse
- WS110 Falls

SUBCHAPTER WS-2 WORKING COW HORSE SECTION

- WS111 Working Cow Horse
- WS112 Tack
- WS113 Broken Equipment
- WS114 Scoring
- WS115 Judging
- WS116 Hackamore/Snaffle Bit Horses
- WS117 Green Cow Horse
- WS118 Class Specifications
- WS119 Patterns

SUBCHAPTER WS-3 TRAIL HORSE SECTION

- WS120 Working
- WS121 Green Trail Horse
- WS122 Conduct
- WS123 Definitions
- WS124 Scoring Procedures (This scoring system is optional)
- WS125 Trail Course Designers
- WS126 Dimensions of Trail Obstacles

SUBCHAPTER WS-4 PLEASURE HORSE SECTION

- WS127 Working
- WS128 Green Pleasure Horse
- WS129 Class Specifications

SUBCHAPTER WS-5 WESTERN RIDING HORSE SECTION

- WS130 Working
- WS131 Credit
- WS132 Patterns
- WS133 Scoring
- WS134 Penalties

WS - WESTERN DIVISION
WS135 Off pattern
WS136 Faults
WS137 Class Specifications

CHAPTER WS WESTERN DIVISION

SUBCHAPTER WS-1 GENERAL.

WS101 Eligibility.

Horses may be of any breed or combination of breeds 14.1 hands and over. Junior exhibitor classes are open to horses and ponies. Stallions are prohibited in junior exhibitor classes. Horses must be serviceably sound, in good condition and of stock horse type. A full mane is not required. Entries may be judged for soundness and conformation before entering the arena. Any horse showing evidence of altered tail carriage may be penalized.

WS102 Instructions to Riders.

1. Only one hand may be used on reins and hands must not be changed except to negotiate an obstacle in a Trail Horse Class. Hand to be around reins. When ends of split reins fall on side of reining hand, one finger between reins is permitted. When using romal or when ends of split reins are held in hand not used for reining, no finger between reins is allowed. Rider may hold romal or end of split reins to keep them from swinging and to adjust the position of the reins provided it is held with at least 16 inches of rein between the hands.
2. Two hands may be used on hackamore (Bosal) and Western snaffle reins. Hands should be held at approximately the elbow height when elbows are held at rider's side. The acceptable distance of the rider's hands from the pommel of the saddle should be a minimum of six (6) inches with a maximum of twelve (12) inches vertically. Hands should be held no more than riders shoulder width apart. Rider's hands should be steady with very limited movement. Both hands must be visible to the judge. Judges will penalize hand position that does not conform with the description above.

WS103 Conduct.

1. If bridles are to be checked it is the sole responsibility of the judge(s) to do so. The judge may designate the steward to check bridles at the out gate. Riders must dismount.
2. Any class with 50 or more entries must be divided. Awards and prize money must be given in each section; add-back money to be awarded according to number of horses in each section.
3. Classes which require individual performances shall have a draw performed by the competition management to determine the horses' order to perform. A systematic rotation of the starting list must be employed so that a complete cycle is made during the competition. This draw to be posted at the back gate, not less than one hour prior to that class. The draw must be adhered to except in the following cases:
 - a. If exhibitor is showing more than one horse, his horses shall be staggered to allow for changing horses.
 - b. No horse shall perform as the first horse in more than one class per competition unless there are more classes than horses.
 - c. An accident.
 - d. Multiple rings showing.
4. Courses or patterns for classes which require individual performance will be posted a minimum of one hour prior to the class. The posted pattern is to be followed unless a change becomes necessary due to safety considerations. In this case, the judge will meet with all exhibitors and explain the change. If a pattern or course is posted and publicly announced, the announcement shall be for the benefit of the audience and if there is any discrepancy between the posted pattern and the announced pattern, the posted pattern is the pattern to be followed. If there is a discrepancy between the written pattern and the drawn pattern, the written pattern will take precedence.
5. All horses must leave the ring in a forward motion, no backing out of ring. A disqualified or eliminated competitor who continues to school excessively will be asked to leave the arena. Any delay or refusal will subject the competitor to further disciplinary action. No horse or exhibitor will be allowed to enter or show in any class in which

WS - WESTERN DIVISION

he is not eligible. In individual performance classes, an off course will receive no score and no award (Exception: WS114). In classes where horses perform individually, they shall enter the ring one at a time, rather than work out of a lineup in the arena.

6. In the case of a first place tie in the Trail horse and Western Riding classes, tied horses must repeat part of the course or pattern.

WS104 Personal Appointments.

1. Competitors must be penalized for incomplete appointments but not necessarily disqualified.
2. Riders must wear Western hat; long-sleeved shirt any type of collar, (exhibitors in National Show Horse, and Saddlebred divisions must wear a necktie, kerchief or bolo tie) trousers or pants and boots; (a one-piece long-sleeved equitation suit is acceptable provided it includes any type of collar). Chaps, shotgun chaps and spurs are optional unless riders are showing in trail or pleasure class (riders showing at an Arabian, Half Arabian, Morgan, National Show Horse, or competition must wear chaps). A vest, jacket, coat and/or sweater may also be worn. Whips are not allowed except with side saddle. (See GR1310.2 Dispensations). Protective headgear may be worn without penalty; not required to be of Western style. Refer to GR801.
3. A side saddle rider must wear an apron of closed or button type with belt under loops. It is suggested that an apron with waist band cut the same as chaps and double thickness, be used in classes where chaps are required.

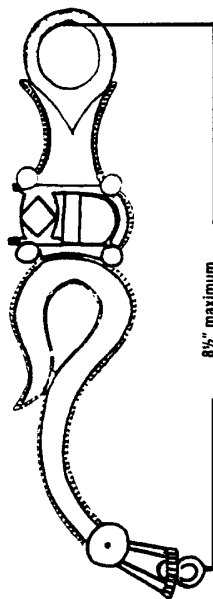

WS105 Tack.

1. Competitors must be penalized for incomplete appointments but not necessarily disqualified. Entries shall be shown with stock saddle but silver equipment will not count over a good working outfit. A side saddle shall be considered legal equipment. Breast collars are acceptable. Tapaderos are prohibited.
2. There shall be no discrimination against any standard Western bit. A standard Western bit is defined as having a shank with a maximum length overall of 8 1/2". The mouthpiece will consist of a metal bar 5/16" to 3/4" in diameter as measured one inch in from the shank. The bars may be inlaid but must be smooth or latex wrapped. (The bars may be encased in smooth 5/16" to 3/4" in diameter tubular barrels that rotate around the bars). Nothing may protrude above or below the mouthpiece (bar) such as extensions, prongs or rivets designed to intimidate the horse. Rollers attached to the center of the bit are acceptable, and may extend below the bar. Jointed mouthpieces are acceptable and may consist of two or three pieces and may have one or two joints. A three-piece mouthpiece may include a connecting ring of 1 1/4" or less in diameter or a connecting flat bar of 3/8" to 3/4" (measured top to bottom with a maximum length of 2"), which lies flat in the mouth, or a roller or port as described herein. The port must be no higher than 3 1/2" maximum with roller(s) and covers acceptable. Jointed mouthpieces, half-breeds and spade bits are standard. Slip or gag bits, rigid donut mouthpieces and flat polo mouthpieces are prohibited. Roping bits with both reins connected to a single ring at center of cross bar shall not be used. Reins must be attached to each shank. Any rein design or other device which increases the effective length and thereby the leverage of the shank of a standard western bit is prohibited. Anything that alters the intended use of equipment as provided for in the description of appointments for a given class is considered to be an artificial appliance.
3. Standard snaffle bits are permitted in any class on a junior horse five years old and under. A standard snaffle bit is defined as a center jointed single rounded, unwrapped smooth mouthpiece of 5/16" to 3/4" diameter metal as measured from ring to 1" in from the ring with a gradual decrease to the center of the snaffle. The rings may be from 2" to 4" outside diameter of either the loose type, eggbutt, dee or center mounted without cheeks. The inside circumference of the ring must be free of rein, curb or headstall attachment hooks. If a curb strap is used it must be attached below the reins. Closed reins (example mecate) on a snaffle bit are prohibited.
4. Hackamores are permitted in any class on a junior horse five years old and under. A hackamore includes a bosal rounded in shape and constructed of braided rawhide or leather and must have a flexible nonmetallic core attached

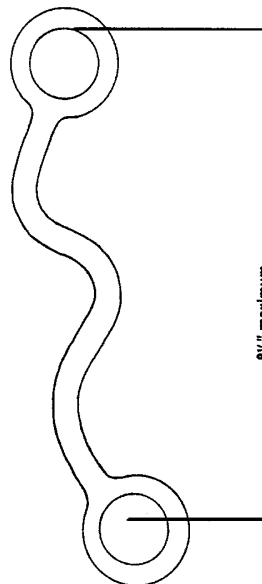
to a suitable headstall. No other material of any kind is to be used in conjunction with a bosal, i.e., plastic, resin, glue, steel, metal or chains (Exception: smooth plastic electrical tape is acceptable if applied in a smooth, untwisted manner). There must be approximately 3/4" between the nose and the bosal. The bosal will be no larger than 3/4" in diameter at the cheek and will flex easily. Attached reins may be of hair, rope, or leather.

5. Horses shall not be shown with artificial appliances that would tend to alter their performance. When a curb bit is used, a curb strap or curb chain is required and must be at least 1/2" in width, lie flat against the jaw, and be free of bars, wire, and/or twists. No wire, rawhide, metal or other substance can be used in conjunction with or as part of the leather chin strap, or curb chains. Rounded, rolled, braided or rawhide curb straps are prohibited. A light lip strap is permissible. Hackamore bits, bosals, cavesson type nosebands, martingales and tie-downs are prohibited. A judge does not have the authority to add or to remove any of the standard equipment as specified above.
6. Bandages and boots of any type are prohibited. In the event of injury, the Judge may permit a protective bandage. In Working Cow Horse classes, the use of shin, bell boots and/or protective bandages on the front legs and standard sliding or rundown boots on the rear fetlocks are permitted.

SOME ACCEPTABLE CURB CHAINS



8 1/2" maximum



8 1/2" maximum

**CORRECT METHOD OF MEASURING
OVERALL BIT LENGTH. A VERTICAL LINE
FROM THE UPPER MOST PART OF HEADSTALL
SLOT TO THE REIN RING.**

WS106 Amateur.

Refer to General Rules, GR1306 regarding amateur status. When dividing by age of rider, no horse may compete in more than one age section of the same class (Exception: Arabian and Morgan Divisions).

WS107 Amateur Owners.

To be ridden by Amateur Owners or an amateur member of the owner's family. In either case classes are restricted to riders who are no longer eligible to compete as a Junior Exhibitor. Leased horses are not eligible and multiple ownership is not permitted unless all owners are members of the same family. An Amateur who rides for a person outside of his family may not ride in a class restricted to Amateur Owners in the same competition. If a class is divided by age, **the age split must be stated in the prize list. BOD 1/16/16 Effective 4/1/16**

WS108 Maiden, Novice, Limit.

Ribbons won in classes at Federation Recognized Competitions and in classes at competitions recognized by any breed organization count in reckoning a horse's Maiden, Novice or Limit status (See GR135.)

WS109 Snaffle or Hackamore Horse.

A snaffle or hackamore horse is a junior horse and may be shown in a ring snaffle or hackamore with two hands (both hands must be visible to the judge) and may also be shown in a bridle (one handed). A junior horse may be switched back and forth from a bridle to snaffle or hackamore (Arabians, Half Arabians, National Show Horses, and may not switch back and forth from a bridle to snaffle or hackamore).

WS110 Falls.

A fall of a horse and/or rider in a working cow, trail, or western riding class will result in a score of zero. A fall in a Western Pleasure class will be cause for elimination (GR118). For definition of a fall in working cow classes see WS114, for pleasure, trail and western riding see GR122.

SUBCHAPTER WS-2 WORKING COW HORSE SECTION.

It is the intent of the USEF Western Committee to comply with the National Reined Cow Horse Association (NRCHA) rules and refer to Chapter 6 Broken Equipment, Chapter 17 Scoring, Chapter 19 Judging, Chapter 20 Patterns, Chapter 21 Pattern Description (Maneuvers) and Chapter 22 Judges Score Sheet regarding working cow classes held at licensed competitions. For further information regarding the conduct of Working Cow competitions, contact the NRCHA, 13181 US Highway 177, Byars, OK 74831; (580) 759-4949 phone; www.nrcha.com.

WS111 Working Cow Horse.

The working cow horse class consists of two mandatory phases, the reined work and the cow work. (Exception: In the Arabian and Half/Anglo Arabian Division, only cow work is required in Working Cow classes but both phases are required in Reined Cow Horse classes.) Each phase will have equal bearing and the final placings will be determined by the total of both scores. In cases of ties for first place the entry with the highest cow work score will prevail. If the cow work scores are identical, the tied entries for first place will work off with an additional cow work. All ties for other than first place will remain tied for points and prize money purposes and riders will flip for ribbons. Horses receiving a zero score in one phase and a score in the other are eligible for placing. Horses receiving a zero in both phases or a no score in either or both phases are ineligible for placing.

WS112 Tack.

See WS105 regarding tack, or for an Arabian restricted class see AR205 (Western Pleasure Section-Appointments).

WS113 Broken Equipment.

For broken equipment refer to the current copy of the National Reined Cow Horse Association rule book, Chapter 6

Broken Equipment.

WS114 Scoring.

Refer to the current copy of the National Reined Cow Horse Association rule book, Chapter 17 Scoring.

WS115 Judging.

For Herd Work, Reined Work, and Cow Work refer to the current copy of the NRCHA rule book, Chapter 19, Judging. It is recommended that the appropriate NRCHA judges score card is used in scoring these classes.

WS116 Hackamore/Snaffle Bit Horses.

A Hackamore/Snaffle Bit horse is not more than five years old. Horses shall enter arena and work in the same manner as prescribed for bridle classes. **BOD 1/16/16 Effective 4/1/16**

WS117 Green Cow Horse.

A green cow horse is a horse that has not been shown in any reining or working cow horse class prior to December 1 of the previous year, excluding snaffle bit futurities or hackamore classes.

WS118 Class Specifications.

1. All Working Cow horses are to lope a figure eight; run at speed; stop and turn easily. To be judged on rein, conformation, manners and appointments. Exception: Junior exhibitor classes are to be judged on manners with particular emphasis on rider's hands, rein, conformation and appointments.
2. Championship. To be eligible, horses must be entered, shown and judged in any other class in this section.
3. Hackamore/snaffle bit classes (first and second year) are open to horses not more than five years old. To be shown with hackamore/snaffle bit only.

WS119 Patterns.

Refer to the current copy of the National Reined Cow Horse Association rule book, Chapter 20 for Patterns and Chapter 21 for Pattern Description (maneuvers).

SUBCHAPTER WS-3 TRAIL HORSE SECTION.

WS120 Working.

1. Trail horses are required to work over and through obstacles. No horse may enter the trail course area until the course and the judge are ready. Riders will be permitted to inspect the course on foot during the Judge's instructions prior to the start of the class. Tests which may be required are negotiating gate, carrying objects from one part of arena to another, riding through water, over logs or simulated brush, riding down into and up out of ditch without lunging or jumping, crossing a bridge, backing through obstacles, sidepassing, and performing over any reasonable conditions encountered along the trail. However, unnatural obstacles, such as fire extinguishers, perforated plywood in water boxes, animals, **haybales** or unsafe elements **shall not be used**. Course to include a minimum of six obstacles. Care in preparing the course should be exercised to prevent a direct advantage to either a small or large horse. Rider's hands shall be clear of horse to avoid cueing. Horses to be penalized for any unnecessary delay while approaching obstacle. Judges are encouraged to advance on to next obstacle any horse taking excessive time at an obstacle. Two or more horses may be entered by the same exhibitor and the same rider may elect to show more than one horse. Obvious unsoundness must be disqualified with no prize awarded. Rail work shall not be required. **BOD 1/16/16 Effective 4/1/16**

WS121 Green Trail Horse.

A Green Trail Horse is a horse of any age that has not been shown in Trail Horse classes prior to December 1 of the previous year.

WS122 Conduct.

1. Management may select a particular scoring system or allow the judge to use a system of his or her choice. (See WS124 for optional systems.)
2. This class will be judged on the performance of the horse over obstacles, with emphasis on manners, response to the rider, and quality of movement. Credit will be given to horses negotiating the obstacles with style and efficiency, providing correctness is not sacrificed. Horses should receive credit for showing attentiveness to the obstacles and the capability of picking their own way through the course when obstacles warrant it, and willingly responding to the rider's cues on more difficult obstacles.
3. Horses shall be penalized for any unnecessary delay while approaching or negotiating the obstacles. Horses with artificial appearance over obstacles should be penalized.
4. Horses must not be required to work on the rail. The course must be designed, however, to require each horse to show the three gaits (walk, jog at least 30 feet, lope right and left lead) somewhere between and or over obstacles as a part of its work, and quality of movement and cadence should be considered as part of the maneuver score.
5. The course to be used must be posted at least one hour before scheduled starting time of the class.
6. Refer to WS126 for mandatory obstacle dimensions.
7. The judge may alter the course prior to the course walk.
8. If at any time the trail obstacle is found to be unsafe, it shall be repaired or removed from the course. If it cannot be repaired and horses have completed the course, the score for that obstacle shall be deducted. No horse shall be asked to repeat the course, except in the case of a tie.
9. All entered exhibitors will be allowed to walk and inspect the course with the judge and the course designer, if present, prior to the start of the class. In amateur and junior exhibitor classes, exhibitors may be accompanied by their trainer.
10. Recommended that a course should be no longer than 2 minutes per horse.
11. Recommended to have at least 30 feet between obstacles, when arena is big enough to permit it. Not recommended for walkovers/bridge/back through combinations.
12. No Time Outs will be allowed.

WS123 Definitions.

1. **KNOCKDOWN:** When any component, element, or portion of an obstacle is displaced from its original position by horse and rider.
2. **REFUSAL:** Any action taken by the horse to avoid performing an obstacle, part of a combination of obstacles or portion of a trail course. These actions may include, but are not limited to the following:
 - a. **Balking:** Any action that results in a horse blatantly and continuously refusing a riders command.
 - b. Evading or running past an obstacle.
 - c. Each complete loss of the gate.
 - d. Any blatant action by the horse that demonstrates any unwillingness to approach, negotiate and/or complete an obstacle. Negotiating an obstacle in a manner that does not constitute elimination, but is not in accordance with course directions.
3. **OFF COURSE:**
 - a. Taking an obstacle in the wrong direction.
 - b. Negotiating an obstacle from the wrong side

- c. .Skipping an obstacle unless directed by the Judge.
- d. Negotiating obstacles in the wrong sequence.
- e. Not following the correct line of travel. (i.e. The drawn pattern and Judge's instructions)

WS124 Scoring Procedures (This scoring system is optional).

1. The prescribed Score Sheet may be used. Obstacle scores and any penalties will be totaled to arrive at a final score.
2. Scores to be announced following the conclusion of each work and before the next horse begins the course.
3. Score Sheets may be posted.
4. For method of breaking ties, see AR206.4. In the event of a further tie, refer to the order of the judges cards (i.e. #1, #2, #3)
5. All horses enter the arena with a score of 70. With each obstacle, the judge will instruct a scribe to assign a score as well as any appropriate penalties if one or more occurs. At the end of the work, obstacle scores will be totaled. Any penalties will then be subtracted to arrive at a final score. All horses are judged from the time they enter the arena until the completion of the last obstacle.
6. Judge(s) may review official video on No Score, Zero, and 5 point penalties only. (Video Review is solely the judge(s) decision.)
7. In the case of a displaced obstacle not being corrected the judge may grant a re-ride.
8. Scoring will be on the basis of 0-infinity, with 70 denoting an average performance. Each obstacle will receive an obstacle score that should be added or subtracted from 70 and is subject to a penalty that should be subtracted. Each obstacle will be scored on the following basis, ranging from plus 1 1/2 to minus 1 1/2: -1 1/2 extremely poor, -1 very poor, -1/2 poor, 0 correct, +1/2 good, +1 very good, + 1 1/2 excellent. Obstacle scores are to be determined and assessed independently of penalty points. Penalties should be assessed per occurrence as follows:
9. The following deductions will result:
 - a. 0-SCORE
 1. Use of more than one finger between the reins
 2. Use of two hands (exception in Snaffle Bit or Hackamore classes designated for two hands) or changing hands on reins; except for junior horses shown with hackamore or snaffle bit, only one hand may be used on the reins, except that it is permissible to change hands to work an obstacle.
 3. Performing the obstacles other than in specified order
 4. No attempt to perform an obstacle
 5. Equipment failure that delays completion of pattern
 6. Touching the horse on the neck to lower the head, or use of free hand to instill fear or praise
 7. Fall to the ground by horse or rider
 8. Failure to enter, exit or work obstacle from correct side or direction
 9. Failure to ride correct line within or between obstacles
 10. Failure to work an obstacle in any manner other than how it's posted on course - Riding outside designated boundary marker of the course
 11. Third refusal on course
 12. Cueing horse in front of cinch.
 - b. ½ POINT
 1. For each tick of log, pole, cone or obstacle.
 - c. 1 POINT
 1. Each major hit of or stepping on a log, pole, cone or obstacle - Both front or hind feet in a single-strided slot

WS - WESTERN DIVISION

- or space - Skipping over or failing to step into required space
- 2. Split pole in lope-over (pole between two front or two hind feet at lope)
- 3. Out of lead
- 4. Break of gait (Including to correct a lead)
- d. 3 to 4 POINTS (depending on severity)
 - 1. Stepping outside the confines of: an obstacle (back thru, side pass, box) Knocking down an elevated pole, jump, cone, barrel, plant or obstacle.
- e. 5 POINT (Any entry with a 5 point penalty as listed below cannot place over another entry that completes the course without a 5 point penalty)
 - 1. Dropping slicker or object required to be carried on course
 - 2. First refusal, balk, or attempting to evade an obstacle by shying or backing more than 2 strides away -Letting go of gate or dropping rope gate
 - 3. Blatant disobedience (kicking out, bucking, rearing, striking)
 - 4. Failure to ever demonstrate correct lead or gait, if designated
 - 5. Failure to complete obstacle
 - 6. Second refusal, balk, or attempting to evade an obstacle by shying or backing more than 2 strides away
 - 7. Severely disturbing an obstacle.
 - 8. Falling or jumping off or out of an obstacle. (bridge or water box.)
- f. NO SCORE
 - 1. Infraction of any state or federal law which exists pertaining to the exhibition, care and custody of horses within the state or country where a USEF trail class is being held.
 - 2. Abuse of an animal in the show arena and/or evidence that an act of abuse has occurred prior to or during the exhibition of a horse in competition;
 - 3. Use of illegal equipment, including wire on bits, bosals or curb chains;
 - 4. Use of illegal bits, bosals or curb chains;
 - 5. Use of tack collars, tie downs or nose bands;
 - 6. Use of whips;
 - 7. Use of any attachment which alters the movement of or circulation to the tail;
 - 8. Disrespect or misconduct by the exhibitor;
 - 9. The judge may excuse a horse at any time while in the arena for unsafe conditions or improper exhibition pertaining to both the horse and/or rider. This may include the exhibition of an animal which is clearly not in a fit or sound condition;
 - 10. The use of abusive equipment, and/or the use of abusive showing techniques by the rider;
 - 11. The exhibition of a horse that has a cut or abrasion showing clear evidence of fresh blood in the mouth, nose, chin, shoulder, barrel, flank or hip area (those areas reasonable to believe the injury may have been caused by the rider or equipment) must be considered abuse regardless of how the injury was caused.
 - 12. While each judge is required to disqualify a horse exhibited in the manners described above, it should be noted that in every case the exhibitor should be given the benefit of any doubt, should any doubt exist.

WS125 Trail Course Designers.

- 1. A trail course designer must be employed at every show. His/Her name must appear in the prize list.
- 2. The trail course designer may not show in any trail class in which he/she designs. The trail course designer may judge or be an official, but shall not field any horses or pupils in classes which he/she designs.
- 3. At a competition that changes judges each day, if the trail course designer is one of the judges, he/she must judge

on the first day.

4. The trail course designer must supply the judges and office with copies of the trail courses each day.
5. The trail course designer must be a USEF member and must be available to the trail arena at all times during the trail classes.

WS126 Dimensions of Trail Obstacles.

All elevated poles must be in a pole holder, e.g. trail blocks, trail risers, standard jump cups or similar type supports.

The judge has the right to alter the course.

1. WALK-OVERS

- a. Single Poles: Maximum height 16"
- b. Multiples: Maximum height 10"
- c. Minimum width between poles 20" to 24" or multiples thereof, between poles is generally considered good spacing for walkovers, depending upon difficulty desired. No rolling poles.

2. JUMPS

- a. Mounted: Maximum height 24"
- b. Lead Over: Maximum height 18"
- c. Minimum width between standards of a jump: 4 feet
- d. Combinations: 12 feet for a one stride; 6 feet for a no stride
- e. Box Jumps and L Jumps: Poles must be at least 12 feet long.

3. CAVALETTI

- a. Jog overs: 3 feet to 3'6" apart or multiples thereof (space is measured between poles)
- b. Lope overs: 6 to 7 feet apart or multiples thereof - 6 feet is preferable for most horses.

4. BACK THROUGHHS

- a. On ground: 28" between Min.
- b. Elevated: 30" between Min.
- c. Barrels: 32" between Min.

5. SIDE PASSES

- a. Single pole: Up to 24" high
- b. Slots: Never closer than 24" wide (space is measured between poles).

6. SERPENTINES (jog arounds)

- a. Pylons 6 feet apart (base to base) minimum. Guardrails, if used, should **not** be **less than** 3 feet to either side of

WS - WESTERN DIVISION
the pylons.

b. If tall standards are used, dimensions can be looser. *BOD 1/16/16 Effective 4/1/16*

7. GATE

a. Approximately 60" high with latch available at that height.

8. Bridge -Suggested (not mandatory) dimensions:

a. minimum of 36" wide

b. minimum of 6' long

c. no higher than 12"

9. ANY OTHER MANEUVERS: Figure horse's wheelbase at five feet front hooves to back hooves.

10. Unacceptable obstacles

a. Animals

b. Hides

c. PVC pipe

d. Dismounting

e. Rocking or moving bridges

- f. Water box with floating or moving parts
- g. Flames, dry ice, fire extinguisher, etc.
- h. Logs or poles elevated in a manner that permits such to roll

WESTERN TRAIL SCORING GUIDELINES

TRAIL	GOOD	MINOR FAULTS	MODERATE FAULTS	MAJOR FAULTS	NO SCORE/ O SCORE
Walk Jog Lope (on the course)	See Western Pleasure Chart				
CONTROL OBSTACLES Gates Back throughs Side Passes Turns on the forehand or rear Serpentines	Smooth Good position Responsive to aids	Slant side passes Slow response Poor head position	Stepping outside the confines of back through, side pass, or box Knocking down an elevated pole, jump, cone, barrel, plant, obstacle	Refusals Letting go of gate Failure to complete obstacle Severely disturbing an obstacle	See WS124.9a and .f for infractions resulting in a "0 score" or "no score." Any of these infractions result in no award for the class. Three refusals on course
AGILITY OBSTACLES Jumps Walk overs Trot or lope-overs Bridge Tires	Attentive Careful Willing	Major hit of pole, cone or obstacle Front and hind feet in single strided slot Skipping over or failing to step into required space Split pole in lope over Out of lead Poor jumping form Too hesitant	Break of gait	Refusals Failure to complete obstacle Severely disturbing an obstacle Falling or jumping off of or out of an obstacle (bridge, water box)	
CALMNESS Water Plastic Brush Plants Carrying objects Dally and drag	Steady going Alert Careful but willing	Tense over obstacles Nervous when carrying objects		Refusals Dropping slicker or object Severely disturbing an obstacle Falling or jumping off of or out of an obstacle (bridge, water box)	

TRAIL	GOOD	MINOR FAULTS	MODERATE FAULTS	MAJOR FAULTS	NO SCORE/ O SCORE
GENERAL				Blatant disobedience (kicking, bucking, rearing, striking) Failure to demonstrate correct lead or gait, if designated	

SUBCHAPTER WS-4 PLEASURE HORSE SECTION.

WS127 Working.

In all classes in this section, horses are to be shown at a flat footed four-beat walk; free moving easy riding two-beat jog, and three-beat lope both ways of the ring on a reasonably loose rein without undue restraint. Extended gaits may be called for by the judge. Entries shall be penalized for being on the wrong lead. Special emphasis shall be placed on the walk. Horses may be asked to back at judge's discretion. All horses chosen for a workout must be worked both ways of the ring at any gait requested by the judge.

WS128 Green Pleasure Horse.

A green pleasure horse is a horse that has not been shown in any pleasure horse class prior to December 1 of the previous year, excluding pleasure futurities.

WS129 Class Specifications.

1. A junior horse may be shown in a hackamore or a ring snaffle and may be ridden with two hands or may be shown in a bridle one handed.
2. All classes are to be shown at a walk, jog-trot and lope both ways of the ring on a reasonably loose rein without undue restraint. To be judged on performance 60%; conformation 30%; appointments 10%.
3. Pairs are to be judged as a matched pair with performance to count 60%; appointments 30%; conformation 10%.
4. Championship. To be eligible, horses must be entered, shown and judged in any other class in this section.

WS - WESTERN DIVISION
WESTERN PLEASURE

PLEASURE	GOOD	MINOR FAULTS	MAJOR FAULTS	ELIMINATION
WALK	Ground covering Flat footed Good attitude	Slow Disinterested Not attentive	Nervous Jogging Not walking	
JOG	Easy riding Good motion Consistent Steady	Too slow Too fast	Not performing a two-beat jog Failing to jog both front and back Hard or rough riding	
LOPE	Easy riding Good motion Consistent Steady	Too slow Too fast	Wrong lead Pulling Not performing a three-beat lope Hard or rough riding	
EXTENDED JOG	Easy riding Good motion Consistent	Inconsistent speed	Breaking gaits Pulling hard or rough riding No increase in speed	
BACK	Proper flexion Readily responsive Back in straight line	Hesitant Not backing straight	Throwing head Gaping Pulling not backing Rearing	
GENERAL	Smooth Steady Easy riding Proper flexion & balance Good attitude	Over or under flexion Sour ears Switching tail Inconsistent speed Out of balance Poll too high or too low to throw horse out of balance Improper or incomplete appointments	Throwing head Bad mouth Constant bumping the bit Gaping Constant breaking of gaits Obvious schooling	Two hands on reins (exception: snaffle/hackamore horses) or fingers between closed reins or more than one finger between split reins Kicking Illegal equipment Lameness Cueing horse in front of cinch Fall of horse or rider Bleeding mouth

SUBCHAPTER WS-5 WESTERN RIDING HORSE SECTION.

WS130 Working.

Western Riding is an event where the horse is judged on quality of gaits, lead changes at the lope, response to the rider, manners and disposition. The horse should perform with reasonable speed, and be sensible, well-mannered,

free and easy moving.

WS131 Credit.

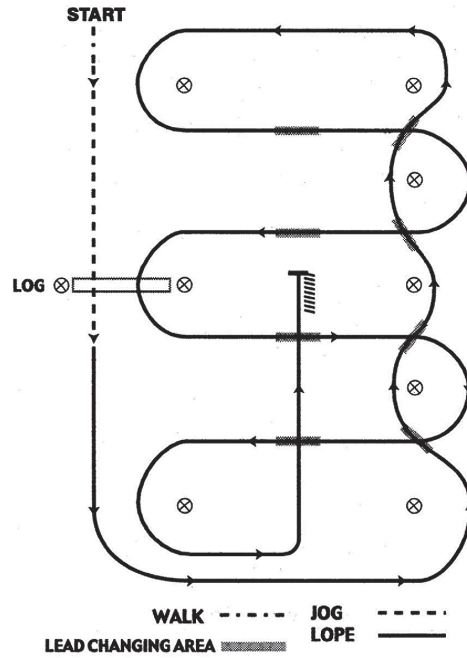
Credit shall be given for and emphasis placed on smoothness, even cadence of gaits, and the horse's ability to change leads precisely and easily rear and front at the center point between markers. The horse should have a relaxed head carriage showing response to the rider's hands, with a moderate flexion at the poll. Horses may be ridden with light contact or on a reasonably loose rein. The horse should cross the log at both the jog-trot and lope without breaking gait or radically changing stride.

WS132 Patterns.

1. The judge will select one of the four patterns to be performed. The judge is responsible for the pattern being correctly set.
2. On the pattern:
 - a. The eight small circles represent pylon markers which are recommended. These should be separated by a uniform measured distance of not less than 30 feet nor more than 50 feet on the sides with 5 markers. In pattern one, the three markers on the opposite side should be set adjacent to the appropriate markers. It is recommended that markers be set a minimum of 15 feet from the fence and with 50 to 80 foot width in the pattern, as the arena permits.
 - b. A solid log or pole should be used and be a minimum of 8 feet in length.
 - c. The long serpentine line indicates the direction of travel and gaits at which the horse is to move. The shaded area represents the lead changing area between the markers. The dotted line (...) indicates walk, the dash line (—) jog, and the solid line (___) lope.

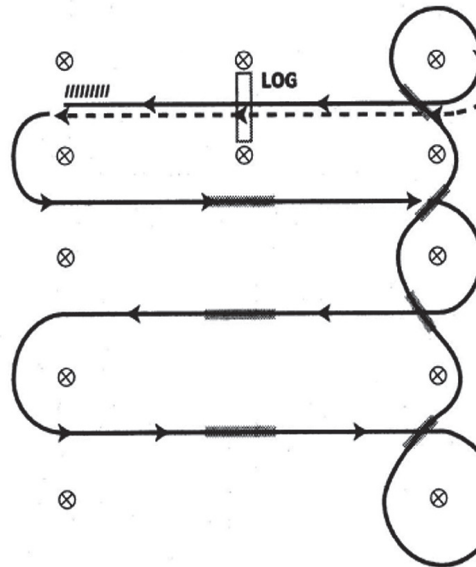
PATTERN I

1. Walk & jog over log
2. Transition to left lead and lope
3. First line change
4. Second line change
5. Third line change
6. Fourth line change lope around the end of arena
7. First crossing change
8. Second crossing change
9. Lope over log
10. Third crossing change
11. Fourth crossing change
12. Lope up the center, stop and back



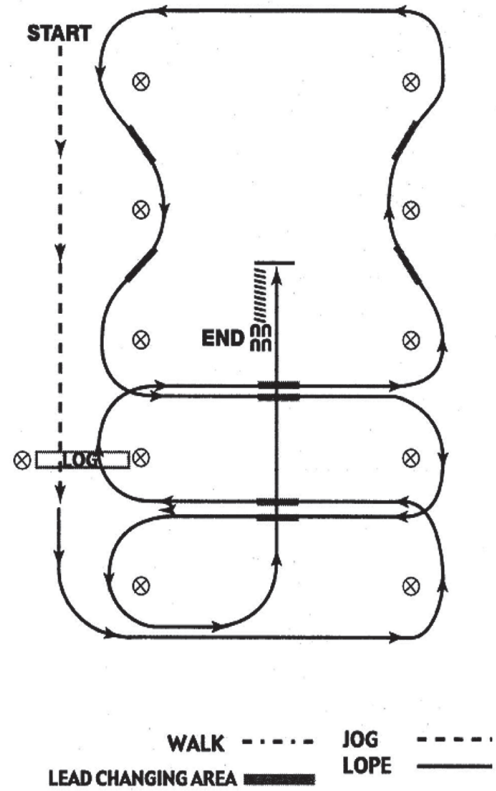
PATTERN II

1. Walk, transition to jog, jog over log
2. Transition to left lead and lope
3. First crossing change
4. Second crossing change
5. Third crossing change
6. Circle and first line change
7. Second line change
8. Third line change
9. Fourth line change and circle
10. Lope over log
11. Lope, stop and back



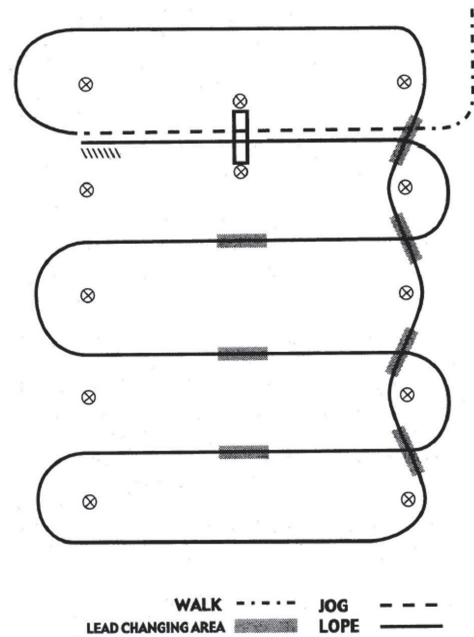
PATTERN III

1. Walk, transition to jog, jog over log
2. Transition to left lead and lope
3. First crossing change
4. Lope over log
5. Second crossing change
6. First line change
7. Second line change
8. Third line change
9. Fourth line change
10. Third crossing change
11. Fourth crossing change
12. Lope up the center, stop and back



PATTERN IV

1. Walk, transition to jog, jog over log
2. Transition to right lead and lope
3. First line change
4. Second line change
5. Third line change
6. Fourth line change
7. First crossing change
8. Second crossing change
9. Third crossing change
10. Lope over log
11. Lope, stop and back



WS133 Scoring.

Scoring will be on a basis of 0-100 with 70 denoting an average performance. Scoring guidelines to be considered: points will be added or subtracted from the maneuvers on the following basis, ranging from plus 1.5 to minus 1.5; -1.5 extremely poor, -.5 poor, 0 average, +.5 good, +1 very good, +1.5 excellent. Maneuver scores are to be determined independently of penalty points.

WS134 Penalties.

An exhibitor shall be penalized for:

Five Points

- a. Out of lead beyond the next designated area (note: failures to change, including cross-cantering. Two consecutive failures to change would result in two five-point penalties)
- b. Blatant disobedience including kicking out, biting and bucking

Three Points

- a. Not performing the specific gait (jog or lope) or stopping when called for in the pattern, within 10 feet of the designated area
- b. Break of gait at the lope
- c. Simple change of leads
- d. Out of lead at or before the marker prior to the designated change or area or out of lead at or after the marker after the designated change area
- e. Additional lead changes anywhere in pattern (except when correcting an extra change or incorrect lead)
- f. In pattern one and three failure to start the lope within 30 feet after crossing the log at the jog
- g. Break of gait at walk or jog for more than two strides

One Point

- a. Break of gait at walk or jog up to two strides
- b. Hitting or rolling log
- c. Out of lead more than one stride either side of the center point and between the markers
- d. Splitting the log (log between the two front or two hind feet) at the lope

One-Half Point

- a. Tick or light touch of log
- b. Hind legs skipping or coming together during lead change
- c. Non-simultaneous lead change (Front to hind or hind to front)

Disqualified—0 Score

- a. Illegal equipment
- b. Willful abuse
- c. Off course
- d. Knocking over markers
- e. Completely missing log
- f. Major refusal—stop and back more than 2 strides or 4 steps with front legs
- g. Major disobedience—rearing, schooling
- h. Failure to start lope prior to end cone in patterns #1 and #3
- i. Four or more simple lead changes and/or failures to change leads

Credits

- a. Changes of leads, hind and front simultaneously
- b. Change of lead near the center point of the lead change area
- c. Accurate and smooth pattern

- d. Even pace throughout
- e. Easy to guide and control with rein and leg
- f. Manners and disposition
- g. Conformation and fitness

WS135 Off pattern.

A horse that goes off pattern is disqualified. Off pattern is any of the following: An incomplete pattern, incorrect order of maneuvers, knocking over markers, passing wrong side of marker or missing the log.

WS136 Faults.

1. The following characteristics are considered faults and should be judged accordingly:
 - a. Opening mouth excessively or raising head on maneuvers.
 - b. Anticipating signals or early lead changes.
 - c. Stumbling.
 - d. Any unnecessary aid given by the rider, such as: unnecessary talking, petting, spurring, quirting, or jerking of the reins.

WS137 Class Specifications.

To be judged on performance with emphasis on manners 70%; appointments, equipment, neatness (silver not to count) 10%; conformation 20%. Horses to shown in standard Western equipment.

CHAPTER WD WESTERN DRESSAGE

SUBCHAPTER WD-1 WESTERN DRESSAGE HORSE GOALS AND OBJECTIVES

WD101 Goals and Objectives

WD102 Participation in Western Dressage Competitions

SUBCHAPTER WD-2 GAITS

WD103 The Walk

WD104 The Jog

WD105 The Lope

WD106 Saddle Gait

WD107 The Back

WD108 Faults

SUBCHAPTER WD-3 ADDITIONAL MOVEMENTS AND METHODS

WD109 The Halt

WD110 Transitions

WD111 Changes of Direction

WD112 Figures and Exercises

WD113 Work on Two Tracks and the Lateral Movements

WD114 Turn on the Haunches: Turn on the Forehand

SUBCHAPTER WD-4 - COLLECTION, SUBMISSION, IMPULSION, AIDS

WD115 Collection

WD116 Impulsion

WD117 Submission

WD118 Position and Aids of the Rider

SUBCHAPTER WD-5 APPOINTMENTS

WD119 General

WD120 Tack

WD121 Illegal Equipment

WD122 Attire

SUBCHAPTER WD-6 OFFICIALS

WD123 Judges and Stewards

SUBCHAPTER WD-7 COMPETITION REQUIREMENTS

WD124 Warm Up Ring and Training Area

WD125 Execution and Judging of Tests

WD126 Scoring, Classification and Prize-Giving

WD127 Elimination

WD128 Requirements for Competition Management

SUBCHAPTER WD-8 TESTS

WD129 General

SUBCHAPTER WD-9 FREESTYLE

WD130 Western Musical Freestyle

SUBCHAPTER WD-10 DRESSAGE SUITABILITY

WD131 General

WD132 Appointments

WD133 Qualifying Gaits

WD134 Western Dressage Suitability Objectives

WD135 Class Specifications

SUBCHAPTER WD-11 DRESSAGE HACK

WD136 General

WD137 Appointments

WD138 Qualifying Gaits

WD139 Dressage Hack Objectives

WD140 Class Specifications

SUBCHAPTER WD-12 WESTERN DRESSAGE SEAT EQUITATION

WD141 General

WD142 Judging Requirements

WD143 Age Requirements for Specific Classes

WD144 Performance Directives for Western Dressage Seat on the Rail classes

WD145 Western Dressage Seat Medal Classes

WD146 Appointments

WD147 Movement Scores for Western Dressage Seat Medal classes

WD148 Deduction

APPENDIX A EQUITATION PATTERNS

CHAPTER WD WESTERN DRESSAGE

When a subject is not addressed in these rules, it must be addressed by the committee and that committee's interpretation will stand as the rule until the next year when an appropriate rule change will be submitted.

SUBCHAPTER WD-1 WESTERN DRESSAGE HORSE GOALS AND OBJECTIVES

WD101 Goals and Objectives

The goal of Western Dressage is to develop a partnership between a happy equine athlete working in harmony with his rider. A system of progressive training produces a horse that is physically strong, balanced, supple, and flexible; this equine athlete also demonstrates a calm, confident, attentive attitude and is happy to do his job.

1. A Western Dressage horse achieves this goal by using the principles of classical dressage training while emphasizing the lightness and harmony with the rider which is a hallmark of a Western Dressage horse.
2. The Western Dressage horse demonstrates free flowing, comfortable strides. The gaits are free, regular in cadence and rhythm, consistent in speed and tempo. The horse presents a balanced appearance.
3. The Western Dressage horse's head and neck are carried in a relaxed, natural manner; head and neck carriage are dictated by conformation and serve as a balance arm to facilitate proper movement.
4. The Western Dressage horse engages his hindquarters; uses his back freely; and lifts his forehand. These characteristics of framing and movement are more pronounced as the horse advances in his training and development.
5. The Western Dressage horse carries his body in a straight line when required by the maneuvers of the test; The Western Dressage horse carries himself in a consistent curve whose degree of bend is consistent throughout a movement that calls for a curve. The straightness or bend is consistent throughout the horse's body and is dictated by the requirements of the maneuver being performed.
6. Lightness and harmony are the hallmarks of the Western Dressage horse; he willingly accepts a light contact on the bit without tension or resistance. He gives the appearance of performing the requested gaits and maneuvers of his own accord. The horse and rider appear as one.

WD102 Participation in Western Dressage Competitions

1. Western Dressage classes are open to riders on horses, mules and/or ponies of any origin. Classes may be restricted to one or more breeds at a licensed breed restricted competition.
2. There is no limit on the number of rides on the same day. Horses may be ridden by multiple riders. Shows may limit number of rides per horse and level if stated in their prize list. If there is a conflict with breed division rules regarding WD102.2, the breed division rules will govern.
3. For purposes of competition in Western Dressage classes:
 - a. Individuals are eligible as Junior Exhibitors until the end of the competition year in which they reach the age of 18.
 - b. From the beginning of the competition year in which they reach 18, individuals must possess a current Amateur Certification to be eligible to compete as Amateurs at a USEF licensed competition. At non-USEF licensed competitions, organizers should consult the appropriate breed rules for eligibility to compete as an Amateur.
4. To be eligible to participate as a rider, owner, lessee, coach, or trainer at Federation competitions persons must be members of WDAA; or pay a non-member fee of \$25 for each competition. A non-member, who wishes to participate as a rider, handler, owner, lessee, agent, coach or trainer at Regular USEF Competitions, Reining Competitions or Federation Open Western competitions that hold Western Dressage classes, must pay a non-member fee for each competition in which an individual competes. Lessees are considered owners in connection with this membership requirement. In the event of an entry under multiple ownership, only one owner need be a Member or pay a non-member fee. The competition is responsible for listing either the active member or the owner that paid the non-member fee in the results. The competitions will be responsible for forwarding a list of the names of individuals who pay non-member fees at the competition to WDAA with the post competition report. Payment of non-member

fees for the purpose of competing does not entitle the individual to any privileges of the WDAA membership.

- Exception: Local Competitions, competitions restricted to a particular breed, and breed restricted competitions that offer an open Western Dressage section . Additionally, participants in the following classes are exempted from the Requirements of this rule: 1) leadline; 2) exhibitions; 3) games and races; 4) classes for 4-H members; 5) walk trot and academy classes (academy classes are classes limited to horses used regularly in a lesson program); 6) Opportunity classes.
5. Membership: In order to compete in any Western Dressage class at a Federation licensed competition, as an exhibitor, rider, trainer, or his/her agent(s), a person must be an Active member of the Western Dressage Association of America or pay a nonmember fee to the Western Dressage Association of America. Exception: Local competitions, competitions restricted to a particular breed and exceptions listed in GR901.9.
 6. An exhibitor is not allowed to request a Time-Out in Western Dressage.
 7. If it becomes necessary to interrupt a Western Dressage competition, and/or as to cause suspension of judging, the unfinished portion may be recommenced and rescheduled for the same or following day at the option of the Show Committee with the officials' consent. All scores recorded before the interruption will stand. When classes are re-commenced after a delay on the same day, competitors must be given at least 30 minutes notice of the starting time. Exhibitors whose ride times are changed to a subsequent day as a result of the interrupted competition or inclement weather condition, must be individually notified at least two hours prior to a rescheduled ride time.
 8. Competitions may limit the number of rides and/or the number of levels in which horses may compete if printed in the prize list.
 9. Electronic communication devices used for purposes of coaching exhibitors during a competition are prohibited in all classes in the Western Dressage Division. Exhibitors with a permanent hearing impairment are permitted to use an electronic communication device upon submission of a written certification from a treating medical professional's office certifying the permanent hearing impairment and certifying the requirement of an electronic communication device. The medical certification must be provided to the competition Steward within a reasonable time prior to competing who shall attach a copy to the Steward report.
 10. An exhibitor with a disability (other than hearing) will be provided reasonable accommodation upon submission of a written certification from a treating medical professional's office certifying the disability and identifying the accommodation necessary for the exhibitor to compete safely. The medical certification must be provided to the competition Steward within a reasonable time prior to competing who shall attach a copy to the Steward report.

SUBCHAPTER WD-2 GAITS

The horse's three gaits, walk, jog and lope will be enhanced and amplified through correct training. Development of his strength and balance as a result of correct training will now let him carry his rider with ease and confidence while maintaining correct rhythm and a steady tempo at all times.

WD 103 The Walk

1. The walk is a well-marked four time beat marching gait in a regular cadence and with equal intervals between each beat. This regularity combined with full relaxation must be maintained throughout all walk movements.
2. When the foreleg and the hind leg on the same side swing forward almost at the same time, the walk has a lateral rhythm. This irregularity is a serious fault of the gait.
3. The following walks are recognized: Collected walk, Working walk and Free walk. There should always be a clear difference in the attitude and tracking in these variations.
 - a. Collected Walk. The horse, remaining "on the bit", moves resolutely forward with his neck raised and showing a clear self-carriage. The head approaches the vertical position and a light contact is maintained with the mouth. The hind legs are engaged with good flexion of the joints. The gait should remain marching and vigorous, the

WD - WESTERN DRESSAGE DIVISION

feet being placed in regular sequence. The steps cover less ground and are higher than at the Working walk, because all the joints bend more markedly. The step at the Collected walk is shorter than the Working walk, and shows greater activity.

- b. Working Walk. Four-beat, active, energetic walk with resolutely forward-reaching steps and confident stretch to the bit. Head and neck should swing naturally as a result of a relaxed back and free shoulders. The nose **shall be on or slightly** in front of the vertical. The hind feet should touch the ground into or beyond the prints of the forefeet. *BOD 1/16/16 Effective 4/1/16*
- c. Free Walk. A relaxed walk with unconstrained, forward reaching steps where hind feet touch the ground clearly in front of the footprints of the forefeet. The horse must be relaxed and be allowed complete freedom to lower his head and neck to stretch forward and down and out. The length of stride, rhythm, the relaxation and swing through his back are of great importance.

WD 104 The Jog

1. The jog is a two-beat gait of alternate diagonal legs (left fore and right hind leg and vice versa) separated by a moment of suspension.
2. The jog should show free, active and regular steps.
3. Excessive speed or slowness will be penalized.
4. The quality of the jog is judged by general impression, i.e. the regularity and elasticity of the steps, the cadence and impulsion in extension at all three paces. This quality originates from a supple back and well-engaged hindquarters, and by the ability to maintain the same rhythm and natural balance in all variations of the jog.
5. The following jogs are recognized: Collected jog, Working jog and Lengthening of Strides and Free Jog.
 - a. Collected Jog. The horse, remaining “on the bit”, moves forward in a two-beat gait with the neck raised and arched and showing clear self-carriage. The head approaches the vertical position and a light contact is maintained with the mouth. The hocks are well-engaged and flexed and must maintain an energetic impulsion, enabling the shoulders to move more freely. Although the horse’s steps are shorter than in the other jogs, elasticity and cadence are not lessened. The Collected jog must be ridden seated.
 - b. Working Jog. An energetic, regular, two-beat jog; the horse must go forward with even and elastic steps. The back must be relaxed and the shoulders free, while there is an obvious push from the hindquarters. The hind legs step actively up under the horse. The horse must show proper balance and maintain light contact with the bit. The horse’s nose **shall be on or slightly** in front of the vertical. In the Introductory and Basic tests, the Working jog may be ridden either posting or sitting. In more advanced tests from Level 1 up, the Working jog should be ridden seated. *BOD 1/16/16 Effective 4/1/16*
 - c. Lengthening of Strides. This is a variation of the Working jog; the horse covers more ground through lengthening its frame while maintaining the same tempo as in the Working jog. Excessive speed will be penalized. Lengthening of stride may be ridden either posting or sitting.
 - d. Free Jog. This is a pace of moderate lengthening of stride and frame compared to the Working jog. Without hurrying, the horse goes forward in a two-beat gait with clearly lengthened steps, with impulsion from the hindquarters and uphill balance. The rider allows the horse to carry the head a little more in front of the vertical than at the Collected and the Working jog. The horse’s neck is “out”, down and forward, with the nose slightly in front of the vertical, with a loose rein and the poll at approximately the same height as the wither (the neck is level). The steps should be even, and the whole movement balanced and unconstrained. The Free jog may be ridden posting or sitting.

WD105 The Lope

1. The lope is a gait with three equal, regular beats with time of suspension after the third beat. One stride equals 3 beats, or three footfalls. This gait may be demonstrated on right or left lead. Footfall sequence in right lead is: left

- hind, right hind and left fore together, right fore, then suspension. Footfall sequence in left lead: right hind, left hind and right fore together, left fore, then suspension.
2. The lope has a typically slower tempo than a canter and must keep the three beat rhythm or the regularity is lost. Excessive speed or slowness must be penalized.
 3. The correct lope must be balanced, rhythmic, and with three beats with a clear time of suspension; it must be straight, adjustable and supple, showing willingness to move forward in self-carriage with engaged hindquarters.
 4. The quality of the lope is judged by the general impression, i.e. the regularity and lightness of the steps. The uphill tendency of the forehand and the steady cadence, originating from engagement of the hindquarters transmit the energy from back to front and connect into a willing acceptance of the bridle. The horse's mouth is quiet and his poll is soft. The horse should always remain straight on straight lines and correctly bent on curved lines.
 5. The following lopes are recognized: Collected lope, Working lope, and Lengthening of Strides and Counter Lope.
 - a. Collected Lope. The horse, remaining "on the bit", moves forward in a three-beat cadence with the neck raised and arched. The hocks are well-engaged and maintain an energetic impulsion, enabling the shoulders to move more freely, demonstrating self-carriage and an uphill tendency. The horse's strides are shorter than in the other lopes, without losing elasticity and cadence.
 - b. Working Lope. While maintaining the three beat cadence, the horse must go forward with even and elastic steps. The back must be relaxed and the shoulders free; there is an obvious push from the hindquarters and the hind legs step actively up under the horse. The horse must maintain light contact with the bit and his nose **shall be on or slightly** in front of the vertical. *BOD 1/16/16 Effective 4/1/16*
 - c. Lengthening of Strides. This is a variation of the Working lope; the horse covers more ground through lengthening its frame while maintaining the same tempo as in the Working lope. Excessive speed will be penalized.
 - d. Counter-lope. The counter lope is a balancing and straightening movement. The horse appears to be cantering on the incorrect lead to the direction of travel. The horse lopes in a correct sequence to the left on the right lead; the horse lopes to the right in a correct sequence on the left lead.
 6. Change of lead through the Jog. This is a change of lead where the horse is brought back into the jog and after 3-5 strides, strikes off into a lope with the other leg leading.
 7. Change of lead through the Walk. This is a movement in which, after a direct transition out of the lope into a walk, with 3-5 clearly defined steps at the walk, an immediate transition is made into the other lead. This is considered a Simple Lead Change when done through the walk.
 8. Flying change of lead. The flying change of lead will ideally begin with the sequence of the new outside hind leg, the diagonal pair and followed by the new leading front leg. The change of lead of the hind and front leg take place immediately after the moment of suspension without a break of gait. The aids should be precise and unobtrusive. Flying changes of lead can also be executed in series. For example, flying changes can be performed at every 4th, 3rd, 2nd or at every stride. The horse, even in the series, remains light, calm and straight with lively impulsion, maintaining the same rhythm and balance. In order to not restrict or restrain the lightness, fluency and groundcover of the flying changes in series, enough impulsion and forwardness must be maintained. The flying lead changes show the reaction, sensitivity and obedience of the horse to the aids.

WD106 Saddle Gait

The saddle gait has a noticeable increase in cadence from the working walk. Excessive speed or slowness will be penalized.

1. **In lieu of a jog, gaited horses perform gaits of various rhythms and footfalls.** The gaited horse will perform a saddle gait in place of the jog.
2. The saddle gait **may be either a** lateral or diagonal gait, timely and consistently performed. The tempo, rhythm and foot falls of the gait the rider chooses to **perform** must not change throughout the test. **The gait** the horse performs,

WD - WESTERN DRESSAGE DIVISION

should be able to be ridden in a working, lengthened, free and collected manner as the Western Dressage test specifies.

3. The quality of the saddle gait is judged by general impression, i.e. the regularity and rhythm of the steps, the cadence and impulsion. This quality originates from the horse having a supple back and well engaged hind quarters, and the ability to maintain the same rhythm and natural balance in all variations of the saddle gait.
 - a. Collected Saddle Gait. The horse, remaining “on the bit”, moves forward with the neck raised and arched and showing clear self-carriage. The head approaches the vertical position and a light contact is maintained with the mouth. The hocks are well-engaged and must maintain an energetic gliding impulsion, enabling the shoulders to move more freely. Although the horse’s steps are shorter than in the other saddle gaits, elasticity and cadence are not lessened.
 - b. Working Saddle Gait. **With** an energetic, regular consistent rhythm; the horse must go forward with **consistent** and elastic steps. The back must be relaxed and the shoulders free, while there is an obvious push from the hindquarters. The hind legs actively glide under the horse. The horse must show proper balance and maintain light contact with the bit. The horse’s nose must be on or slightly in front of the vertical.
 - c. Lengthening of Stride. This is a variation of the Working saddle gait; the horse covers more ground while maintaining the same tempo, consistent rhythm as in the Working saddle gait. Speeding up is a fault.
 - d. Free Saddle Gait. The Free saddle gait will show moderate lengthening of stride and frame compared to the Working saddle gait. Without hurrying, the horse goes forward with clearly lengthened steps, with impulsion from the hindquarters and uphill balance. The rider allows the horse to carry the head a little more in front of the vertical than at the Collected and the Working saddle gait. The horse’s neck is “out”, down and forward, with the nose slightly in front of the vertical, with a loose rein and the poll at approximately the same height as the wither (the neck is level). The steps should be consistent, the whole movement balanced and unconstrained, while maintaining a consistent rhythm. **BOD 1/16/16 Effective 4/1/16**

WD107 The Back

1. Back is a rearward diagonal movement with a two-beat rhythm but without a moment of suspension. Each diagonal pair of legs is raised and returned to the ground alternately, with the forelegs aligned on the same track as the hind legs.
2. During the entire exercise, the horse should remain “on the bit”, maintaining his desire to move forward at the slightest indication of the rider.
3. Serious faults are: Anticipation of the movement, resistance to or evasion of the contact of the bit either by raising the neck or going behind the bit, deviation of the hindquarters from the straight line, spreading or inactive hind legs and dragging forefeet.
4. Steps are counted as each foreleg moves back. After completing the required number of steps backward, the horse should show a square stop or move forward in the required gait immediately. In tests where a back of one horse’s length is required, it should be executed with three or four steps.
5. A back series is a combination of two backs with walk steps in between. It should be executed with fluent transitions and the required number of steps.

WD108 Faults

Faults of gaits include crookedness, loss of rhythm; tight and tense back with short stiff neck; horse on forehand and/or leaning on the bit; nose consistently behind the vertical; raising of the head to avoid collection; changing tempo; and evasion of contact which can come from improper training, too harsh a bit, or bad hands. In all cases faults will be penalized.

SUBCHAPTER WD-3 ADDITIONAL MOVEMENTS AND METHODS

WD109 The Halt

1. At the halt the horse should stand attentive, engaged motionless, straight and square with the weight evenly distributed over all four legs. The neck should be raised with the poll as the highest point and the head slightly in front of the vertical. While remaining "on the bit" and maintaining a light and soft contact with the rider's hand, the horse may quietly mouth the bit and should be ready to move off at the slightest indication of the rider.
2. The halt is obtained by the displacement of the horse's weight to the hindquarters by a properly increased action of the seat and legs of the rider, driving the horse towards a soft hand, causing an almost instantaneous but not abrupt stop at a previously fixed place.
3. The quality of the gaits before and after the stop is an important part of the assessment.

WD110 Transitions

1. The changes of gait and pace should be clearly shown when the rider's leg is at the prescribed marker; they should be quickly made yet must be smooth and not abrupt. The cadence of a gait or pace should be maintained up to the moment when the gait or pace is changed or the horse halts. The horse should remain light in hand, calm and maintain a correct position.
2. On a diagonal, the transition is made when the rider's leg is at the letter at the end of the diagonal.
3. When riding the long diagonal, the rider should wait to change rein and post at the end of the line, instead of making the change of diagonal at X.

WD111 Changes of Direction

1. At changes of direction, the horse should adjust the bend of his body to the curvature of the line he follows, remaining supple and following the aids of the rider, without any resistance or change of gait, rhythm or speed. Corners should be ridden as one-quarter of a circle appropriate to the level of the test.
2. Changes of directions can be executed in the following ways:
 - a. Right-angled turn including riding through the corner (one quarter of a small circle of approximately 6 meters).
 - b. Short and long diagonal.
 - c. Half small circles and half small circles with change of rein.
 - d. Turn on the forehand and turn on the haunches.
 - e. Serpentine loops.
 - f. Counter-changes of hand (in zig-zag).* The horse should be straight for a moment before changing direction.

WD112 Figures and Exercises

1. The figures asked for in Western Dressage tests are: the circles, the serpentines and the figure eights.
 - a. Circle. The circle is a round figure which varies in size according to the requirements of each test. The diameter of a circle is specified in each test.
 - b. Serpentine. There are three variations:
 1. The serpentine with several loops touching the long side of the arena consists of equal connected half circles. Depending on the size of the half circles, the straight connection varies in length.
 2. The serpentine with one loop on the long side of the arena is executed with 5-meter or 10-meter distance from the track.
 3. The Serpentine around the centerline is executed between the quarter lines. The loops must show bend in both directions and change their bend as they cross the quarter line (or mid-way, depending on its prescribed size).
 - c. Figure eight. This figure consists of two circles of equal size as specified in the test, joined at the center of the eight. The rider should make his horse straight an instant before changing direction at the center of the figure.

2. The Exercises.

- a. Stretching Through the Frame. The horse gradually takes the reins, stretching forward and downward with light contact, while maintaining balance, rhythm and tempo and quality of the gait. Important: The horse must point his nose clearly forward. This is a clear release of contact while the horse maintains self- carriage, rhythm, tempo, straightness, and quality of gait.
- b. Release of Rein. This is a clear release of contact while the horse maintains self-carriage, rhythm, tempo, straightness, and quality of gait. The rider lets his hand(s) move forward from the elbow.

WD113 Work on Two Tracks and the Lateral Movements

1. The aim of movements on Two Tracks is:

- a. To improve the obedience of the horse to the aids of the rider;
- b. To supple all parts of the horse thereby increasing the freedom of his shoulders and the suppleness of his quarters as well as the elasticity of the bond connecting the mouth, the poll, the neck, the back and the haunches;
- c. To improve the balance, cadence and straightness and bring the gaits into harmony.

2. In all lateral movements - shoulder in, counter shoulder in, haunches in, haunches out, half-pass - the horse is slightly bent and moves with the forehand and the hindquarters on different tracks.

- a. Lateral movements are the beginning of collection
- b. The bend or flexion must never be exaggerated so that it impairs the balance and fluency of the movement concerned.
- c. At the lateral movements the gait should remain free and regular, maintained by a constant impulsion and forwardness, yet it must be supple, cadenced and balanced. The impulsion should not be lost because of the rider's preoccupation mainly in bending the horse and pushing him sideways. The horse should maintain rhythm and not lose impulsion.
- d. At all lateral movements the horse is bent in the direction in which he is moving.

1. Shoulder-In. The horse is ridden with a slight but uniform bend around the inside leg of the rider maintaining cadence at a constant angle of approximately 30 degrees. The horse's inside foreleg passes in front of the outside foreleg; the inside hind leg steps forward under the horse's body weight following the same track of the outside foreleg, while lowering the inside hip. The horse's footfall creates three tracks. The horse is bent away from the direction in which he is moving. Haunches-In. The horse is slightly bent round the inside leg of the rider. The forehand remains on the track and the quarters are moved inwards. The horse is bent in the direction in which he is moving. To start the haunches-in, the hindquarters should leave the track or, after a corner or circle, are not brought back onto the track. At the end of the haunches-in, the hindquarters are brought back on the track as one would finish a circle, without any counter-flexion of the poll/ neck. The horse's footfall creates four tracks.

2. Renvers (Haunches-Out). This is the inverse movement in relation to haunches-in. The hindquarters remain on the track while the forehand is moved inward. To finish the haunches-out, the forehand is aligned with the hindquarters on the track. Otherwise, the same principles and conditions that apply to the haunches-in are applicable to the haunches-out. The horse is slightly bent around the rider's inside leg. The horse is bent in the direction in which he is moving. The forehand is displaced to the inside. Balance and cadence are maintained.

3. Half-pass. This movement is a variation of haunches-in, executed on a diagonal line instead of along the wall. The horse should be slightly bent around the inside leg of the rider and into the direction in which he is moving. The horse should maintain the same cadence and balance throughout the whole movement. In order to give more freedom and mobility to the shoulders, it is of great importance that the impulsion be maintained, especially the engagement of the inside hind leg. The horse's body is nearly parallel to the long side of the

arena with the forehand slightly in advance of the hindquarters. The bend in the half-pass should increase with the steepness of the diagonal.

- a. In the jog and the lope, the movement is performed in a series of forward/sideways strides. Aims of the half-pass in the jog and the lope: Show a fluent collected movement on a diagonal line with a greater degree of bend than in shoulder-in. Fore and hind legs cross, balance and cadence are maintained.
 - b. The aims of the half-pass: to both demonstrate and develop the collection and suppleness by moving fluently forwards and sideways without any loss of rhythm, balance or softness and submission to the bend.
4. Leg yield. Leg yielding is not a lateral movement. The horse is almost straight, except for a slight flexion at the poll away from the direction in which he moves, so that the rider is just able to see the corner of the eye and nostril on the inside. The inside legs pass and cross in front of the outside legs. Leg-yielding can be performed on the diagonal in which case the horse should be as close as possible parallel to the long sides of the arena although the forehand should be slightly in advance of the hindquarters. The leg yield can also be ridden along the wall with approximately a 35 degree angle.

WD114 Turn on the Haunches; Turn on the Forehand

1. Turn on the Haunches. Two methods of performing a turn on the haunches are allowed
 - a. The horse may walk a small circle with the rear feet, as to maintain the rhythm of the walk. (This method is found in Dressage.)
 - b. In keeping with traditional Western Stock horse movements, the horse is allowed to pivot the inside hind leg and step around it with the outside hind leg. The horse pushes off with the outside hind leg. The pivot leg is allowed to pickup and reset when it reaches the point of stress.

Both methods must be judged equally. It is not allowed to switch off from one method to the other, if done 3 points will be deducted from the movement. If the horse takes a backward step with one or both of the hind legs, it will be a .5 deduction for each backward step.

For younger horses that are still not able to perform a collected walk, the 'turn on the haunches' is an exercise to prepare the horse for collection. The 'turn on the haunches' is executed out of working walk prepared by half-halts to shorten the steps a little and to improve the ability to bend the joints of the hindquarters. The horse must bend a little in his ribcage around the rider's inside leg. The 'turn on the haunches' can be executed on a larger diameter (approximately one meter) than the pivot in walk, but the demands of the training scale concerning rhythm, contact, activity and bend are the same. The horse will not be penalized for pivot, step, pivot, step on the inside rear hind leg.

2. Turn on the Forehand. This is the inverse of the turn on the haunches. It is executed out of a halt or a working walk prepared by half-halts to shorten the steps. The horse's hindquarters make a circle around the horse's stationary front end. The horse must bend slightly in his ribcage around the rider's inside leg. As with the turn on the haunches, it can be executed on a diameter of approximately one meter. The horse must maintain the same rhythm, contact and activity and show willingness to be on the outside rein. Stepping back is a fault.

SUBCHAPTER WD-4 COLLECTION, SUBMISSION, IMPULSION, AIDS

WD115 Collection

1. Collection is achieved by increased weight bearing of the horse's haunches, thereby lowering the croup and lightening the forehand to allow the shoulders more freedom.
2. The aim of the collection of the horse is to add to the ease and carriage of the horse, to increase the strength and athleticism, and to make him more pleasurable to ride.
3. Horses ridden with the face behind the vertical plane must be penalized.
4. The position of the head and neck of a horse at the collected gaits is naturally dependent on the stage of training

and on his conformation. It should, however, be distinguished by the neck being raised and unrestrained, forming a harmonious curve from the withers to the poll which is the highest point. The head is slightly in front of the vertical. However, when the rider applies his aids in order to obtain a momentary and passing collecting effect, the head may momentarily become more or less vertical.

5. The lightness of contact, which is the hallmark of Western Dressage, shall be demonstrated in collection.
6. A marked lowering of the horse's pelvis and an increased flexion of the hocks should be demonstrated. This is also called "coiling of the loins".

WD116 Impulsion

1. Impulsion is the term used to describe the transmission of an eager and energetic, yet controlled, positive forward energy generated from the hindquarters into the athletic movement of the horse. Its ultimate expression can be shown only through the horse's soft, relaxed, swinging back guided by a light, elastic contact with the rider's hand.
2. Speed, of itself, has nothing to do with impulsion; the result is more often a flattening of the gaits. A visible characteristic of impulsion is a more pronounced articulation of the hind leg, in a continuous rather than staccato action. The hock, as the hind foot leaves the ground, should first move forward rather than being pulled upwards and certainly not backwards. A prime ingredient of impulsion is the time the horse spends in the air rather than on the ground. Impulsion is, therefore, seen only in those gaits that have a period of suspension.
3. Impulsion is required for a good collection in the jog and lope. If there is no impulsion, then there is nothing to collect.

WD117 Submission

1. Submission of the horse does not mean subordination, but an obedience revealing its presence by a constant attention, willingness and confidence in the whole behavior of the horse as well as by the harmony, lightness and ease he is displaying in the execution of the different movements. Submission is also demonstrated by the way the horse accepts the bit, with light contact and a supple poll. Resistance to or evasion of the contact, by being either "above the bit" or "behind the bit" demonstrate lack of submission.
 - a. Putting out the tongue, keeping it above the bit or drawing it up altogether, as well as grinding the teeth or agitation of the tail, are mostly signs of nervousness, tension or resistance on the part of the horse and must be taken into account by the judges in their marks for every movement concerned, as well as in the collective mark for submission.
 - b. Willingness is the most important consideration of submission. The horse understands what is being asked of him and is confident in the rider by reacting to the aids without fear or tension.
 - c. The horse's straightness, uphill tendency and balance enable him to stay in front of the rider's legs and go forward into an accepting, light and self-carrying contact with the bit. This is what really produces the picture of harmony and lightness.
 - d. Harmony between the horse and rider is demonstrated by the horse and rider moving as "one". The rider uses tactful cues; the horse performs without resistance, agitation or wariness. The horse shows attention and confidence in his ease of movements and acceptance of the bit while staying up in the poll and keeping his nose in front of the vertical. The degree of lightness increases as the horse advances in his training.

WD118 Position and Aids of the Rider

1. All the Western Dressage movements should be obtained with imperceptible aids and without apparent effort of the rider. The rider should be well-balanced, elastic, sitting deep in the center of the saddle, smoothly absorbing the movement of the horse with his core muscles, supple thighs with the legs steady and stretched well down. The heels should be the lowest point with the ankles relatively relaxed. The upper part of the body should be tall and supple demonstrating a vertical alignment of shoulder to hip to heel. The light contact of the rider's hands should be independent from the rider's seat. The hands should be carried steadily in a style appropriate to the style of rein and bit

- being used with a straight line from the supple elbow through the hand to the horse's mouth. The elbows should be close to the body. All of these criteria enable the rider to follow the movements of the horse smoothly and freely.
2. The rider may use one or two hands with a curb bit but may not go from one handed to two handed during an individual test. The rider must use two hands with a snaffle bit, hackamore (Bosal), bitless bridle or two rein bridle.
 3. Not only the aids of the rider's hands and the legs, but also of the seat are of great importance in Western Dressage. The rider who understands how to properly engage the core muscles at the right moment is able to influence the horse correctly.
 4. The effectiveness of the rider's aids determines the accurate fulfillment of the required movements of the tests. There should always be the impression of a harmonious cooperation between horse and rider.
 5. Quiet use of the voice and clicking of the tongue is permitted.

SUBCHAPTER WD-5 APPOINTMENTS

WD119 General

1. At Federation licensed competitions, the C2 Steward or the person who is under the direction of the Steward and appointed by the competition management will be responsible for overseeing the checking of the horse, tack, and attire. A horse must be eliminated from the test just completed if the horse or any tack and/or attire are in violation of the rules and/or the tongue has been tied. C2 Stewards or Equipment Inspectors are only required to inspect bits and other appointments on a minimum of one-third of the horses in a class. (See WD123) BOD 1/16/16 Effective 4/1/16

WD120 Tack

1. Bridles:

- a. Any Western type headstall must be used.
- b. A Western cavesson (braided or plain), or pencil bosal with space for two fingers placed between the cavesson and the jowl of the horse is allowed. No metal, studs of any kind, or other harsh substances can be used in conjunction with or part of a Western cavesson.
- c. A Hackamore (Bosal) is permitted on a horse of any age at any level. A hackamore includes a bosal rounded in shape and constructed of braided rawhide or leather and must have a flexible non-metallic core, attached to a suitable headstall. No other material of any kind is to be used in conjunction with the bosal, i.e. steel, metal or chains. Bosals may be wrapped with smooth electrical tape to prevent rubbing.
- d. A bitless bridle is permitted on a horse of any age at any level. It must be of Western style made of leather or leather like materials.
- e. The Western Two Rein bridle is permitted. This is a bridle and bit, snaffle or curb ridden over a full or pencil bosal with a romal; hence a bit rein and a mecate rein is held in each hand, or the mecate rein can be tied to the saddle horn.

2. Snaffle Bit:

- a. A snaffle bit may be used on a horse of any age being ridden at any level.
- b. A snaffle offers no leverage or curb action.
- c. A Western Dee bit.
- d. A standard snaffle is a conventional O-Ring, Egg Butt or D-Ring, all with rings having an outside diameter no smaller than 2 inches (50.8 mm), nor larger than 4 inches (101.6 mm). The inside of the circumference of the ring must be free of rein, curb or headstall attachments that would provide leverage.
 1. Bars: Bars of the mouthpiece must be round, oval or egg shaped, smooth and unwrapped, except with latex; and no less than 5/16 inch (7.9 mm) to 3/4 inch (19.05 mm) in diameter measured one inch (25 mm) from the cheek and may be inlaid, if smooth.

2. Three-Piece Mouthpiece: If a mouthpiece is three pieces, a connecting ring must be no larger than 1 ¼ inches (31.75 mm) in diameter, or a connecting piece must be no longer than 2 inches (50.8 mm) and 3/8 inch (9.5 mm) to ¾ inch (19.05 mm), measured top-to-bottom.
 - e. A Mullen Mouth (solid mouthpiece), barrel mouthpiece, or Naptha bits (plastic or rubber) may be used.
 - f. If a bit hobble is used on a ring snaffle it must be attached below the reins.
 - g. No flat, sharp, slow twist, twisted or pointed edges on mouthpieces are allowed.
3. Curb Bit: There is no discrimination against any standard Western bit.
 - a. A standard Western bit is defined as having a shank with a maximum length overall of 8 1/2" (215.9 mm). The mouthpiece will consist of a metal bar 5/16" (7.9 mm) to 3/4" (19.05 mm) in diameter as measured one inch in from the shank. The bars may be inlaid but must be smooth or latex wrapped. (The bars may be encased in smooth 5/16" (7.9 mm) to 3/4" (19.05 mm) in diameter tubular barrels that rotate around the bars). Nothing may protrude above or below the mouthpiece (bar) such as extensions, prongs or rivets designed to intimidate the horse. Rollers attached to the center of the bit are acceptable, and may extend below the bar. Jointed mouthpieces are acceptable and may consist of two or three pieces and may have one or two joints. A three-piece mouthpiece may include a connecting ring of 1 ¼ inch (31.75 mm) or less in diameter or a connecting flat bar of 3/8 to ¾ inch (9.5mm – 19.05 mm) measured top to bottom with a maximum length of 2" (50 mm), which lies flat in the mouth, or a roller or port as described herein. The port must be no higher than 3 ½ inches (88.9 mm) maximum with roller(s) and covers acceptable. Jointed mouthpieces, half-breeds and spade bits are standard. Wire on the braces (above the bars and attaching to the spade) of a traditional spade bit is acceptable.
 - b. Reins must be attached to each shank.
 - c. Curb chains, if used, and flat leather chin straps must be at least 1/2 inch (12.7 mm) in width and lie flat against the jaw of the horse. No wire, rawhide, metal or other substance can be used in conjunction with or as part of the flat leather chin strap or curb chain. Round, rolled, braided or rawhide curb straps are prohibited.
 - d. A slobber guard on a curb bit is permitted.
 - e. Rein chains with a spade bit are allowed.
4. Reins:
 - a. When the rider uses a snaffle bit, the following reins may be used: loop/connected reins, split reins, buckled reins, mecate reins, or Romal reins without a popper; two hands must be used with any of these combinations. Horsehair, rope reins and mecate reins are allowed for bosals and snaffles. The mecate can be tied to the saddle horn or held by the rider.
 - b. When the rider uses a curb, the following reins may be used: Romal reins or Split reins. When using a curb with Romal reins, only one hand is allowed; when using split reins, one or two hands are allowed.
 - c. Hand position on reins:
 1. In the case of Romal reins, the Romal is held in one hand with no fingers between the individual reins. The end of the Romal may be held in the hand not used for reining to keep the Romal from swinging and to adjust the position of the rein. The reins must be held so that there is at least 16" of rein between the hands.
 2. In the case of when split reins are held in one or two hands, the rider may not switch back and forth during a test. When the split reins are held in one hand, there are two ways that the rider may use them. The rider may put one finger between the split reins; the ends of the reins fall on the side of the reining hand. The rider may hold both reins in one hand without a finger between the reins; the hand must be around the reins. The ends of the Split reins may be held in the hand not used for reining to keep them from swinging and to adjust the position of the reins. No finger is allowed between the reins. The reins must be held so that there is at least 16" of rein between the hands.
 - d. At the end of the Free Walk or Free Jog, riders using split reins held in one hand may use the free or offhand to pull the reins back to the desired length. Riders using Romal reins may use the hand using the Romal to alter

the tension or length of the reins from the bridle to the reining hand.

- e. A breastplate and/or crupper may be used.
- f. Whips: One whip no longer than 47.2 inches (120 cm) including lash, is permitted in all Classes/Tests.

5. Saddle:

A standard stock saddle is customary. A working saddle, Aussie, and Western side saddle are also acceptable. Silver equipment will not count over a good working outfit.

- a. A horn is optional but western style fenders are required.
- b. Tapaderos are permitted except in Western Dressage Equitation.
- c. Padding or pads on the seat of the saddle are permitted.
- d. Rolls are allowed only on Aussie Western style saddles.

6. Protective "polo" style leg wraps are permitted. *BOD 1/16/16 Effective 4/1/16*

WD121 Illegal Equipment

1. Prohibited Bits:

All curb bits must be free of mechanical devices. Nothing such as extensions, rivets or prongs, may protrude below the mouthpiece (bars). Illegal bits may include but are not limited to:

- a. Slip or gag bits, full cheeks, half cheeks, bits with hooks and slots, donut or flat polo mouthpieces and kimberwicks.
- b. Roping bits with reins attached to a single ring at the center of a cross bar.
- c. Any rein design or other devices which increase the effective length and thereby the leverage of the shank of a standard western bit.
- d. Round, rolled, braided or rawhide curb straps are prohibited.

2. Anything that alters the intended use of equipment as provided for in the description of appointments for a given class/test.

3. Use of martingales, bit guards, any kind of gadgets (such as bearing, side, running, balancing reins, nasal strips, tongue tied down, etc.), any kind of boots (including "easy-boots" splint boots, hock boots, bell boots, etc.), tail bandages, any form of blinkers, earmuffs or plugs, and nose covers are cause for elimination. Protective "polo" style leg wraps are permitted, with color matching natural color of the horse as much as possible.

4. Fly hoods (ear covers) will only be permitted in order to protect horses from insects. The fly hoods should be discreet and should not cover the horse's eyes, and will only be permitted in extreme cases at the discretion of the judge. Permission must be granted prior to the class and applies to all competitors in the class. After completion of the test, the exhibitor or his representative is responsible for removing the fly hood to present to the designated ring steward for inspection to ensure that nothing prohibited has been added.

5. Rein additions or attachments which create additional leverage are not allowed.

6. Any decoration of the horse with extravagant items, such as ribbons or flowers, etc. in the mane, tail, etc. Exception: freestyle.

7. Flash, figure eight or dropped nose bands.

8. Mechanical Hackamores. *BOD 1/16/16 Effective 4/1/16*

WD122 Attire

1. Required apparel:

- a. Suitable western hat
- b. Long-sleeved shirt with any type of collar: short sleeves may be worn at the discretion of the judge.
- c. Trousers, pants, a one-piece long sleeved equitation suit provided it includes a collar.
- d. Boots
- e. Native and National attire can be worn when riding in Native or National tack.

2. Optional apparel:

- a. Necktie, kerchief, bolo tie or pin;
- b. A vest, jacket, coat and/or sweater
- c. Spurs of Western style, with or without blunt tines, or English dressage style
- d. Chaps, shotgun chaps, or split riding skirt.
- e. Protective headgear is acceptable; not required to be of Western style.

SUBCHAPTER WD-6 OFFICIALS

WD123 Judges and Stewards

1. Western Dressage classes offered at Federation licensed competitions must be judged by a Federation licensed Dressage judge or licensed Western Dressage judge in good standing. Any judge officiating Western Dressage classes at a Federation licensed competition must be a current member in good standing with the Western Dressage Association of America. (Exception: for Western Dressage Suitability, Western Dressage Hack and Western Dressage Seat Equitation, judged as a group on the rail with the option of individual work rather than as an individual performance only, a judge must be a Federation licensed judge in the appropriate breed or breeds.)
2. For additional restrictions see GR1007 - GR1009.
3. C2 Stewards. A USEF licensed competition which offers Western Dressage tests/classes may use either a USEF licensed Category 2 Steward or an inspector designated by show management and under the direction of the C2 Steward. **Tack and bits on both sides of the horse of a minimum of one-third (1/3) of the horses in each class/test must be inspected.**
 - a. **Once the competitor leaves the arena, the competitor must remain mounted until they reach the C2 Steward or equipment inspector. At that time, the competitor will dismount for the equipment inspection.** Competitors will be asked to drop the bridle of the horse, removing the bit to below the mouth of the horse. A metal detector and/or magnet may be used to detect the presence of the metal in nosebands. Random pulling of leg wraps will also occur at this time. **See also WD119. BOD 1/16/16 Effective 4/1/16**
 - b. Any evidence of blood on the horse's mouth or sides or the addition of substances or devices behind wraps or boots will result in elimination of the entry for that class/test.
 - c. The checking of the bridle must be done with the greatest caution, as some horses are very touchy and sensitive about their mouths.
 - d. New disposable gloves must be available for and used by bit inspectors if a mouth piece must be handled by the inspector.
 - e. The responsibility for the correct attire and equipment rests with the competitor.

SUBCHAPTER WD-7 COMPETITION REQUIREMENTS

WD124 Warm Up Ring and Training Area

1. The restrictions regarding Illegal Equipment (see WD120) apply to warm-up and other training areas; however, training martingales (only with snaffle rein or plain snaffle bridle), boots, bandages (without magnets) and earmuffs are permitted. A training martingale consists of a divided strap attached to the girth that does not provide downward pull; the extension of each strap must be connected from the point of division only to the rein on the same side and must be free to slide. The rings through which the reins slide must be connected to a neck strap.
2. Fly hoods (ear covers) that do not cover the horse's eyes are permitted in warm-up and other training areas.
3. Single direct side reins or double sliding reins (triangle reins) are permitted only when longeing (mounted or unmounted). A single direct side rein is defined as an auxiliary rein affixed to the bit and to the girth, saddle or surcingle on the side of the horse (not between the legs).

4. Only one longe line is permitted while longeing. A longe line must attach only to the halter, cavesson or snaffle bit of a bridle and go directly to the hand of the longeur.
5. The following whips are permitted for schooling only:
 - a. One whip no longer than 47.2 inches (120 cm), including lash, may be carried by the rider when mounted.
 - b. One longeing whip is permitted only when longeing. There is no restriction on the length of whip permitted for working a horse in hand.

WD125 Execution and Judging of Tests

1. Calling Tests. All Western Dressage Tests may be called during the competition. If test is announced, it is the responsibility of the competitor to arrange for a person to announce the test. Unless an exception is made by the judge, the announcing of the test must start with the first movement. Lateness and errors in announcing the ride will not relieve the rider from "error penalties". Announcing the tests is limited to reading the movement as it is written once only. However, the repetition of reading of a movement is acceptable if there is reason to doubt that the rider heard the original call. All Freestyle Rides must be ridden from memory.
2. Salute. At the salute riders must take the reins in one hand. A lady rider shall let one arm drop loosely along her body and then incline her head in a slight bow; a gentleman rider shall remove his hat and let his arm drop loosely along his body or may render the salute as does a lady rider.
3. Voice. The quiet use of the voice or clicking the tongue once or repeatedly is permitted.
4. Touch. Petting the horse is allowed during the test as a gentle reward.
5. Corners of the Dressage Arena: A rider should ride their horse as deeply as possible into the corners of the Dressage Arena while maintaining impulsion, balance, bend and rhythm.
6. Errors.
 - a. When a competitor makes an "error of the course" (takes the wrong turn, omits a movement, etc.) the Judge warns him by sounding the bell. The Judge shows him if necessary the point at which he must take up the test again and the next movement to be executed then leaves him to continue by himself.
 - b. Every "error of the course" whether the bell is sounded or not, must be penalized, as noted above:
 1. The first time by 2 points
 2. The second time by 4 points;
 3. The third time the competitor is eliminated. However, at the discretion of the judge, the rider may continue to finish the test. If the competitor's continued presence in the ring is about to interfere with the start of the next scheduled ride, then the judge must excuse him/her from the ring.
 4. For Freestyle tests, two points will be deducted for forbidden movements, however they are not cumulative and will not result in elimination.
 5. When the competitor makes an "error of the test" (at the salute does not take the reins in one hand, etc.) he must be penalized as for an "error of the course".
 6. If the judge has not noted an error the competitor has the benefit of the doubt.
 7. The penalty points are deducted on each judge's sheet from the total earned by the competitor.
7. Other Errors.
 - a. Entering the arena before the sound of the bell.
 - b. Switching from one hand to two hands or vice versa during a test (with exception of Freestyle tests where changing is acceptable.) **If the rider performs the collected jog rising when a sitting jog is required, the bell must be sounded and the rider warned that this is an error that accumulates if repeated, leading to elimination at the third occurrence. BOD 1/16/16 Effective 4/1/16**
8. Lameness. In the case of marked lameness the judge informs the competitor that he is eliminated. There is no appeal against his decision.

9. Judging a Test.

- a. The mark for each movement should first establish the fact of whether the movement is marginal (5 or below) or higher. The judge should state the reason for his judgment, at least when giving marks of 6 and below.
- b. If a problem appears once it may be treated lightly by the judge; if it appears successively he will score it more harshly each time, i.e., nodding, stumbling, shying, etc.
- c. Grinding of the teeth and excessive wringing of the tail are signs of tenseness or resistance on the part of the horse and should be considered in the marks for each movement where they appear, as well as in the Collective Marks. Horses demonstrating relaxed and free carriage of the tail shall be rewarded. Horses that get their tongues over the bit or perform with an open mouth shall be marked down.
- d. The levels of Western Dressage are offered as a means of evaluating a horse that is changing and developing. The purpose of each test is printed on the cover. The horse shall be considered in light of the degree of training he should have achieved to be shown at that level.
- e. In the case of a fall of horse and/or rider the competitor will be eliminated.
- f. If the horse leaves the arena with or without the rider (all four feet outside the fence or line marking the arena perimeter) between the beginning and end of the test, the competitor is eliminated.
- g. A test begins with the entry at "A" and ends after the final salute, as soon as the horse moves forward; except in Freestyle, where the test begins in the first stride after the salute and ends at the final salute. The competitor should leave the arena at "A" at a walk, on long or loose rein.
- h. Horses, that enter the arena with their tongues tied down, shall be eliminated.
- i. The judge may stop a test and/or allow a competitor to restart a test from the beginning or from any appropriate point in the test if, in his discretion, some unusual circumstance has occurred to interrupt a test. Time-outs are not permitted in the Western Dressage division.
- j. After the sound of the bell, the competitor should enter the arena at "A" as soon as possible. Exceeding 45 seconds before entering the arena after the bell has sounded will entail elimination. No competitor can be required to ride prior to his scheduled time without his written consent.
- k. Any continuing resistance, which prevents the continuation of the test for longer than 20 seconds, is cause for elimination. However, resistance that may endanger the rider, horse, judge or the public will result in elimination for safety reasons earlier than within twenty (20) seconds.
- l. All movements and certain transitions from one to another, which have to be marked by the judge, are numbered on the judge's sheets. They are marked 0 to 10, 0 being the lowest mark and 10 being the highest. Half marks from 0.5-9.5 may also be used both for movements and collective marks, at the discretion of the judge, and all scores given must be recorded with a decimal (i.e., as 6.0 instead of 6)

10. The scale of marks is as follows:

10 Excellent	4 Insufficient
9 Very Good	3 Fairly Bad
8 Good	2 Bad
7 Fairly Good	1 Very Bad
6 Satisfactory	0 Not Executed*
5 Marginal	

* "Not executed" means practically none of the movement has been performed

11. Collective marks are awarded (from 0 to 10, including half marks) after the competitor has finished his performance for:

- a. Gaits.
- b. Impulsion.
- c. Submission.

- d. The rider's position, seat and hand(s).
 - e. Correctness and effect use of the aids.
 - f. Accuracy.
 - g. Harmony.
12. Unauthorized Assistance is forbidden under penalty of elimination. Any intervention by a third party with the object of facilitating the task of the competitor, including voice, signals, etc., is illegal assistance. Except in the case of an error, any outside assistance provided by or NOT authorized by the Judge will result in elimination. A Judge may not discuss a ride with a competitor before the bell.
13. The execution of the tests is not timed, except for the Freestyle Test. The time shown on the Judge's sheet is for scheduling purposes only.
14. Time-Out: An exhibitor is not allowed to have a time-out in Western Dressage. .

WD126 Scoring, Classification and Prize-Giving

1. After each performance and after the judge has given his Collective Marks which must be done with due consideration, the judge's sheets pass into the hands of the scorers. Having two scorers is recommended. Scores and comments must be written in ink. It is recommended that adding machine tape is initialed and attached to the test. Any corrected score must be initialed by the judge having made the correction. The marks are multiplied by the corresponding co-efficient where applicable and then totaled. Penalty points incurred for errors in the execution of the test are then deducted on each judge's sheet.
2. The total score for the classification is obtained by adding the total points. Total final results must be published in marks as well as in percentages with numbers to three places after the decimal point. Scores must be posted on a public scoreboard as soon as possible after each ride or within one hour. The public scoreboard may be in either paper or electronic format. The name of the judge must be posted, as well as the time of the posting.
3. Individual Classification. In all competitions the winner is the competitor having the highest total points, the second placed competitor is the one with the next highest total points and so on. In case of equality of points the competitor with the highest marks received under General Impressions shall be declared the winner. When the scores for General Impressions are equal the horses must remain tied. Errors on a test may not be used to break ties.
4. Final results for each class must be posted as soon as possible after the class is completed and all results must include total points and percentages with numbers to three places after the decimal point, eliminated horses, and the placing of each horse that receives an award. If a competitor withdraws (scratches) prior to a class or is excused, eliminated or a "no show" prior to or during the performance of a test, the words "scratched", "excused", "eliminated", or "no show" or abbreviations of each, must appear after the competitor's name in the result sheet. The published final results may be in paper or electronic format and must remain posted through-out the entire competition.
5. Video tape may not be used to dispute a judge's decision.
6. When the total of the scores for General Impressions is equal, ties in classes, which involve prize money, shall remain tied for the purpose of dividing prize money.
7. A judge is free to leave when all scores from his/her class/tests are totaled.
8. If a mathematical error on the score sheet is discovered, it must be brought to the attention of competition management within 1 hour of the official posting of the scores from the last class of that competition day. Competition Management must announce said posting, and must make test sheets available to competitors immediately.
9. After the awards for a class have been presented, the judge's score sheet should be given to the competitor. The score sheet must be handed directly to the competitor or his representative. Privacy must be maintained.
10. It is recommended that scorers and scribes may not be a competitor, or an owner, coach, trainer or family member of a competitor/horse in the class(es) in which they are scoring or scribing.

WD127 Elimination

1. Horse and rider combinations shall be eliminated from the competition for “a, f and i” below; horse and rider combination shall be eliminated from the current or next class depending on which is closest to the time the incident occurred for all others, under the following circumstances:
 - a. Misrepresentation of entry or inappropriate entry.
 - b. Bucking while riding a test.
 - c. Use of illegal equipment.
 - d. Unauthorized assistance.
 - e. Three errors of the course or test.
 - f. Horse’s tongue tied down.
 - g. Late entry into the arena.
 - h. All four feet of the horse leave the arena with or without rider.
 - i. Cruelty including excessive spurring.
 - j. Resistance of longer than 20 seconds.
 - k. Concern for the safety of rider, other exhibitors or their entries
 - l. Evidence of blood on a horse in the competition arena shall be cause for elimination from the class by the judge at “C”. Evidence of blood on a horse outside the competition arena shall be cause for elimination by competition management, after consultation with the steward, from either the last class in which the horse competed or next class in which he is scheduled to compete, depending on which is closest to the time the incident occurred. Environmental causes such as insect bites shall normally not be cause for elimination.
 - m. Failure of the competitor to wear their number.
 - n. Fall of a horse and/or rider.
 - o. Any situation where a direct rule violation can be cited. Where a violation cannot be cited, a competitor is not eliminated.

WD128 Requirements for Competition Management

1. All classes must be listed in the prize list.
2. When permitted by the rules or special criteria, classes may be divided into separate divisions or sections based on qualifications, age or other eligibility of horses or riders.
3. Divisions or sections of a class are considered to be a separate “class” only if listed as such in the prize list. Divisions or sections of a class may be held in different rings and judged by different judges. When divisions or sections are held under different conditions (i.e., different ring or judges), separate awards must be given.
4. When entries warrant, competitions are encouraged to split classes into separate divisions, and to provide separate awards for Open riders, Amateurs and Junior/ Young Riders. Horses may be ridden only once in any class, including separate divisions or sections of the same class and not by multiple riders.
5. Competition Schedule.
 - a. A tentative class schedule must be included in the prize list.
 - b. Organizers must prepare a time schedule including all rides. If possible, competitors should be notified of their riding times prior to arrival at the competition.
 - c. The time schedule must be posted in a conspicuous place by noon the day before the competition. Ride times may not be changed after noon the day before the start of the entire competition without the written consent of the competitor affected. Competitions may reserve the right to fill a competitor’s subsequent ride times if that competitor fails to notify the competition secretary of his/her intention to scratch (i.e. is a “no show”).
 - d. Western Dressage classes must be run in their entirety and rides may only be scheduled out of sequence to allow a reasonable interval between two or more horses entered by the same rider in the same class. Also, when

preparing a time schedule consideration must be given to riders entered in more than one class or riding more than one horse.

- e. At least 50 minutes must be scheduled between start times for a rider's tests on different horses unless they have agreed, in writing, to a shorter interval between tests. Time intervals should be allowed between rides for judge's breaks and awards presentations.
- f. If a competitor cannot show due to the management's change of scheduling on the day a competitor must ride, their entry fees must be refunded.
- g. Suspension of Judging: If it becomes necessary to interrupt a Western Dressage competition for any reason, the unfinished portion may be recommenced and rescheduled for the same or following day at the option of the Show Committee with the official's consent. All scores recorded before the interruption will stand. When classes are re-commenced after a delay on the same day, competitors must be given at least 30 minutes notice of the starting time. Exhibitors whose ride times are changed to or on a subsequent day as a result of an interrupted competition or inclement weather conditions, must be individually notified at least two hours prior to a rescheduled ride time.

6. Schooling and Longeing.

- a. One or more schooling areas must be provided far enough away from the arena(s) so as not to disturb the competitors during their tests. Schooling areas must be of sufficient size for several competitors to prepare their horses at the same time.
- b. Competitors will not be allowed in or around the arena while a class is in progress or inside the arena at other times except under the following conditions:
 - 1. Management must post and announce, in advance, designated times that competitors may school inside the arena(s);
 - 2. Competitors should be permitted by management or the Judge to enter the arena prior to their ride if arena conditions do not permit riding around the perimeter of the arena prior to entry. Such permission must be announced prior to the start of the class.
- c. Competitions are permitted to charge warm-up or schooling fees prior to a competition for horses entered in the competition.

7. Judges.

- a. Judges must be given at least a 45-minute lunch break and at least a 10 minute break every 2 hours.
- b. Judges are not to be housed in private homes unless the judge has agreed to it prior to the competition.
- c. Judge's comments, while judging, may not be audio-recorded without prior written permission of the judge, the specific competitor(s) and management.

8. Scribes.

- a. Scribes should have knowledge of the tests being ridden.
- b. Scribes must not be an owner, coach, trainer or family member of a competitor/horse in the class(es) in which they are scribing.
- c. Scribe changes should not be made more than once per day for each judge.

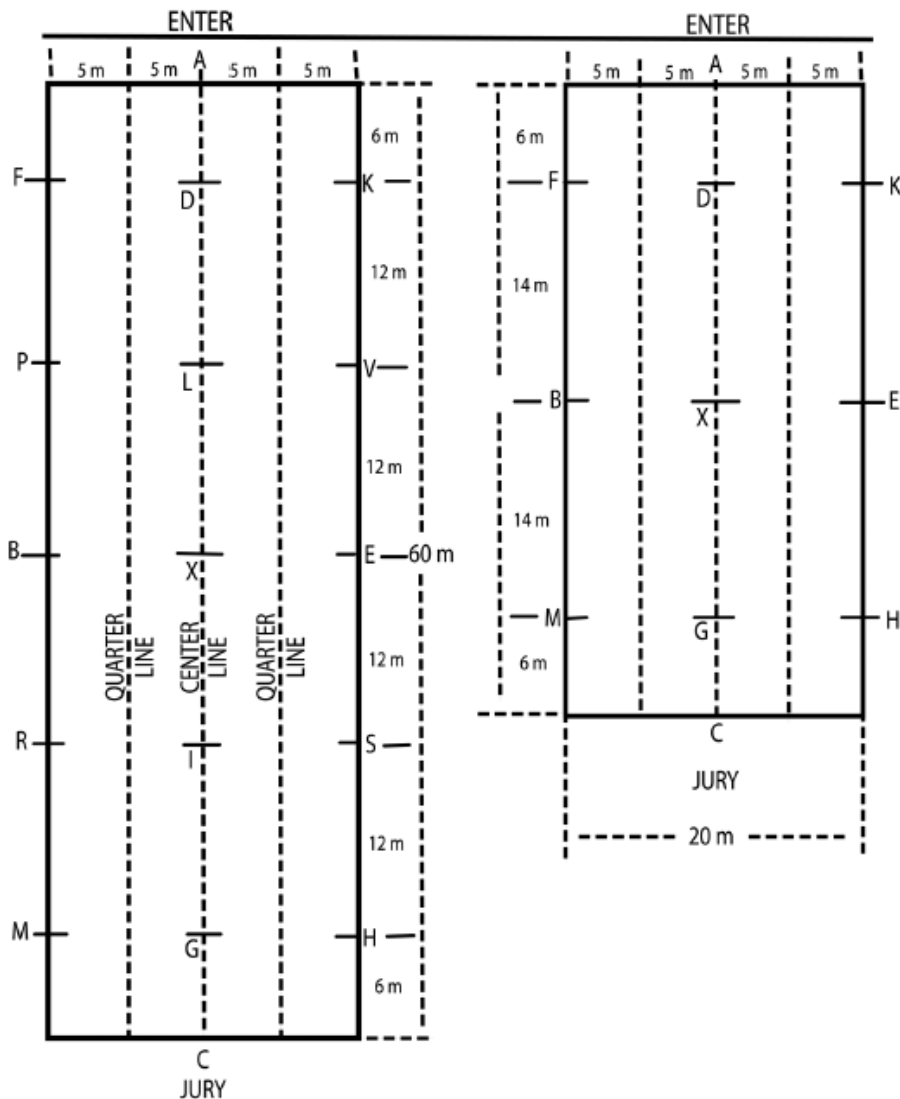
9. Specifications.

- a. The arena should be on as flat and as level ground as possible.
- b. The Standard Arena is 60 meters long and 20 meters wide. The Small Arena is 40 meters long and 20 meters wide. Arena measurements are for the interior of the enclosure. The Small Arena is recommended for Western Dressage classes for the Introductory and Basic Levels.
- c. The Large Arena is required for Level 1 and above.
- d. The enclosure itself must consist of a low fence about 0.3 meters high and must be completely enclosed, except for the entrance at "A". The width of the entrance must be at least two meters.

WD - WESTERN DRESSAGE DIVISION

- e. The fence should be such to prevent the horse's hooves from becoming entangled and arena stakes, if used, must be covered with a ball or similar object so as to prevent injury. Rope, concrete or unbreakable chain fencing is not allowed.
- 10. Location of Judges. The Judge should be placed at the letter "C", an elevated platform or place that ensures safe and good viewing. Additional judges are similarly place at "E" and/or "B".
- 11. Footing Maintenance. Competition management must make every effort to provide the best possible footing in competition and schooling areas. The footing in all areas must be as uniform as possible.
- 12. Schooling/Warm-up Area Supervisor.
 - a. The management must appoint a designated person to check saddlery, inspect bits and protective leg wraps in each class under the direction of the C2 Steward.
 - b. Schooling and warm-up areas must be monitored by the designated ring stewards starting at least 30 minutes before the first scheduled ride.
 - c. The designated ring stewards must use new disposable gloves should it be necessary to physically touch the bits.
- 13. Miscellaneous.

A separate number must be issued for each horse/rider combination. This number must be worn when the horse is in the designated schooling area and during the competition.



SUBCHAPTER WD-8 TESTS

WD129 General

The WDAA approves and issues tests for use at Federation licensed and WDAA recognized competitions in the United States. Tests cannot be modified without approval of the WDAA with the exception that saddle gait may be substituted for the jog in gaited horse Western Dressage tests, Equitation Medal and Rail classes which include but are not limited to Suitability, Hack, and Equitation On the Rail.

Tests are located on the USEF website at www.usef.org. Competitions are permitted to hold gaited classes but they are to be held as separate classes. The gaits required in lieu of the jog are defined in Subchapter WD-2.

1. **Introductory Level.** Tests provide an introduction to the discipline of Western Dressage; the horse performs only at the gaits of walk and jog. The rider should demonstrate correct basic position, use of basic aids, and understanding of figures. The horse should show relaxation; harmony of horse and rider are important. The jog should be a natural gait within the horse's scope and should demonstrate a swinging back.
2. **Basic.** Tests confirm that the horse is supple and moves freely forward in a clear and steady rhythm, accepting light contact with the bit. The horse demonstrates a greater understanding of the aids and calm acceptance of the bridle; greater emphasis is placed on relaxation submission, harmony, rideability and pure gaits. The horse is beginning to develop more power and balance.
3. **Level 1.** Tests confirm that the horse is building on the elements from lower levels and has developed the impulsion to achieve improved balance while beginning to develop the self-carriage and engagement required by the "lengthen" jog and lope. The horse demonstrates a more consistent light contact with the bit. Tests introduce collection and engagement as well as lateral and longitudinal balance while emphasizing rideability.
4. **Level 2.** To confirm that the horse, having achieved the impulsion required in Level 1, now accepts more weight on the hindquarters (collection); moves with an uphill tendency; especially in the lengthened paces; and is reliably and lightly on the bit. A greater degree of straightness, bending, suppleness, balance and self carriage is required than at Level 1.
5. **Level 3.** To confirm that the horse has achieved the impulsion required in Level 2, now accepts more weight on the hindquarters (collection); moves with a greater degree of an uphill tendency as required in the collected gaits especially in the collected lope. The horse must maintain a light contact on the bit showing balance, self-carriage and energy that result from improved engagement and weight-carrying by the hind quarters as performed in the halts. The movements should be performed with greater bending, suppleness, balance and self-carriage than in Level 2.

SUBCHAPTER WD-9 FREESTYLE

WD130 Western Musical Freestyle

1. A Western Dressage Freestyle is a performance utilizing the gaits and movements of the discipline ridden to music. Each test includes the required movements, gaits and paces of the standard Western Dressage Tests for that level. The competitor is absolutely free in the form and manner of the presentation she or he chooses within a fixed time provided. The performance should clearly show the unity between rider and horse as well as harmony in all the movements and transitions. The horse and rider should appear as one; lightness of contact is the hallmark of Western Dressage Freestyle.
 - a. The competitor must declare to the management (and consequently the judge) at what level she or he will be riding.
 - b. The competitor must provide two (2) recordings of the music to which the Freestyle will be performed. Management must provide time for a sound check.
 - c. The Freestyle ride must not exceed the time limit listed on the test. Time begins when the horse moves forward out of the initial halt and ends with the final halt and salute. Both halts are mandatory.

WD - WESTERN DRESSAGE DIVISION

- d. The judge will provide two (2) sets of scores; one for the technical correctness of the movements performed and one for the artistic merit.
 1. The artistic score is comprised of several elements:
 - a. Harmony between horse and rider.
 - b. Choreography: use of arena, design and creativity. Not “test-like”.
 - c. Degree of difficulty: points are only awarded when the attempts are performed well.
 - d. Music: suitability to the horse. Cuts in music are smooth/flowing.
 - e. Interpretation: music must express gaits and paces.
 2. Technical correctness:
 - a. Judged on the execution of required technical movements in the test i.e. figures, gaits/paces and transitions.
 - b. Certain movements (leg yield, half-pass etc.) should be performed in both directions.
2. Errors:
 - a. Entering the arena after more than 20 seconds of music but within 90 seconds.
 - b. If the Freestyle test is longer than the stipulated time on the test sheet, 10% will be deducted from the combined technical and artistic score.

SUBCHAPTER WD-10 DRESSAGE SUITABILITY

WD131 General

1. To be eligible for a Western Dressage Suitability class, a horse must not have shown in a Western Dressage competition/Test at First Level or above and/or shown in a Western Dressage Hack class.
2. Refer to WD101 for Goals and Objectives, WD110 for Transitions, WD115-117 for Collection, Impulsion and Submission and WD118 for Position and Aids of Rider.

WD132 Appointments

Refer to Subchapter WD-5

WD133 Qualifying Gaits, refer to WD103-105.

WD134 Western Dressage Suitability Objectives.

To confirm that the horse’s muscles are supple and loose, and that it moves freely forward in a clear and steady rhythm with a look of forward impulsion with purity of gaits, and accepting light contact with the bit. The horse should show lightness of the forehand and engagement of the hindquarters. Resistance and tension of the horse is to be penalized. The horse’s potential as a Western Dressage mount is to be considered.

WD135 Class Specifications.

1. Horses to enter at a working jog, in a counter clockwise direction. Horse must perform all gaits both ways of the ring. Gaits shall be the working walk, working jog, and working lope. Free walk on a loose rein with horse stretching forward and down to be performed in at least one direction. Transitions into and out of the lope will be called for through the working jog. Horses will be asked to reverse direction at the working jog or working walk at the judge’s discretion. Jog work may be ridden sitting or posting. In the lineup, horses must stand quietly and may be asked to back individually or as a group.
2. To be judged: 70% on performance of gaits and transition, with attention to impulsion and submission, and using the objectives above as reference; and, 30% on the rider’s position, seat, and effective use of aids.
3. Classes may be divided for Open, Amateur, Junior Exhibitor, Stallions, Geldings and Mares. If classes are divided,

a Championship class is recommended. A separate Junior Exhibitor Championship class may be offered.

4. At a breed restricted or multi-breed competition, a judge licensed in that breed(s) is eligible to officiate this class.

SUBCHAPTER WD-11 DRESSAGE HACK

WD136 General

1. The Western Dressage Hack class is open to any horse, pony, or mule; however, once a horse has been entered and shown in a Western Dressage Hack class, that horse may not subsequently be shown in a Western Dressage Suitability class.
2. Refer to WD101 for Goals and Objectives, WD110 for Transitions, WD115-117 for Collection, Impulsion and Submission and WD118 for Position and Aids of the Rider.

WD137 Appointments

Refer to Subchapter WD-5

WD138 Qualifying Gaits

Refer to WD103-105.

WD139 Dressage Hack Objectives

In addition to the objectives as defined in WD134 Dressage Suitability Objectives, horses should begin to show more pushing power and show progression towards a degree of balance and throughness. The horse should be light on the bit. A greater degree of straightness, bending, suppleness and throughness is required. There should be a clear distinction between the gaits (working and lengthening). The horse's ability as a Western Dressage mount is to be highly considered.

WD140 Class Specifications

1. Horses to enter at the working jog, sitting or rising, in a counter clockwise direction. Horses must perform a working walk, working jog, working lope, and a lengthening of strides at the jog and lope both ways of the arena. Free walk on a long rein with the horse stretching forward and down to be performed in at least one direction. A back of four (4) steps may be asked for as a group on the rail or individually in the line up. Transitions into and out of the lope will be asked for through the working jog. Horses will be asked to reverse directions at the working jog. Jog work to be ridden sitting or rising.
2. To be judged 70% on performance of gaits and transitions, with attention to impulsion, submission, and using the objectives as referenced above (WD139); 30% on the rider's position, seat and effective use of aids.
3. Classes may be divided for Open, Amateur, Junior Exhibitor, Stallions, Gelding and Mares. If classes are divided, a Championship class is recommended. A separate Junior Exhibitor Championship class may be offered.
4. At breed restricted or multi-breed competition, a judge licensed in that breed(s) is eligible to officiate this class.

SUBCHAPTER WD- 12 WESTERN DRESSAGE SEAT EQUITATION

WD141 General

1. Equitation classes may be held either as Western Dressage Medal classes or as Western Dressage Seat On the Rail classes.
2. The Western Dressage Medal Seat Equitation class requires riders to perform Western Dressage tests. A pattern is an option in a Western Dressage Seat Equitation On the Rail class.
3. Riders will be judged on hands, seat, aids, performance of the horse, suitability of horse and rider and their partnership.

WD - WESTERN DRESSAGE DIVISION

4. A rider who is off-course will be eliminated and will not be eligible for an award.
5. The dropping of bits, inspection of protective leg equipment is mandatory. The C2 Steward or designated person will perform the inspection immediately following the test. The rider must dismount; if necessary, they may have assistance. Failure to comply with this rule will result in elimination.

WD142 Judging Requirements

Western Dressage Seat Equitation may be judged by:

- a. A Federation licensed judge with experience in judging breed-restricted classes or Western classes; or
- b. A Federation licensed Western Dressage judge.

WD143 Age Requirements for Specific Classes

1. Junior Exhibitor (13 and under) (For Medal classes: Tests – Introductory Tests through Level 1)
2. Junior Exhibitor (14 - 17) (For Medal classes: Tests – Introductory Tests through Level 2)
3. Junior Exhibitor Classes for Western Dressage Seat Equitation Medal Classes 13 & under and 14 - 17 can be combined. Junior Exhibitor 17 & under (For Medal Classes: Tests - Introductory Tests through Level 2).
4. Young Riders (18 – 21) (For Medal classes: Tests – Introductory Tests through Level 2)
5. Amateur Division (For Medal classes: Tests – Introductory Tests through Level 3)
6. Open Division (For Medal classes: Tests – Introductory Tests through Level 3)
7. Western Dressage Seat Equitation classes On the Rail may use the same age classifications.
8. Junior Exhibitor Western Dressage Seat Equitation On the Rail classes may be combined and may use the appropriate level of tests from Appendix A.

WD144 Performance Directives for Western Dressage Seat on the Rail classes

1. The riders are to be judged on the rail both ways of the ring at the Working Walk, Working Jog (sitting), and Working Lope. To be judged on:
 - a. Rider's Position: The rider's position shall be balanced with the horse; the rider's shoulders, hips and heels should be aligned at all gaits. When observed from behind, the rider is straight in the back and symmetrically balanced with the shoulders, hips and feet parallel in the stirrups.
 - b. Rider's Correct and Effective use of aids: The rider demonstrates preparedness for performing the movements. The rider is subtle and effective with aids to perform transitions; is effective with bending in the turns and on the circles and moves straight on straight lines. The rider is capable of keeping the horse moving forward and keeping the tempo in each gait performed. The transitions are performed effortlessly, willingly and smoothly. There is a clear picture of "action causes reaction."
 - c. Harmony between the Rider and Horse: The horse and rider appear as one. They are confident, focused and calm. They perform competently at the level. They are a pleasure to watch.
2. Judges may choose to have the exhibitors perform a short pattern. If a pattern is used the pattern must be posted one hour prior to the class. No markers/cones are allowed. If a pattern is part of the class judging is based 50% on railwork, 50% on individual workout. Patterns must be selected from Appendix A.
 - a. Accuracy of the figures: The rider demonstrates the ability to maintain the geometry of the movements. The movements are correct in their size, shape and placement in the arena.
 - b. The circles and half circles diameter are correct and round. There is a clear picture of where the circles originate and terminate.
3. Patterns: See Appendix A.

WD145 Western Dressage Seat Medal classes

1. A rider who is off course must be eliminated and will not be eligible for an award.
2. The dropping of bits, inspection of protective leg equipment and the horse is mandatory. The C2 Steward or designated person will perform the inspection immediately following the test. The rider shall dismount; if necessary, they may have assistance. Failure to comply with this rule must result in elimination.
3. Callers are allowed in Medal classes.

WD146 Appointments

Refer to Subchapter WD-5

WD147 Movement Scores for Western Dressage Seat Medal classes

1. Each test has a set of movements. It is the judge's responsibility to evaluate each movement and score both as a Dressage movement score and equitation score. Half points are allowed.
2. The scale is as follows:

10 Excellent	4 Insufficient
9 Very Good	3 Fairly Bad
8 Good	2 Bad
7 Fairly Good	1 Very Bad
6 Satisfactory	0 Not Executed*
5 Marginal	* "Not executed" means practically none of the movement has been performed
3. The judge should consider the performance of the horse and rider on the following:
 - a. On Pattern: The judge must make certain that the movement being performed by the horse and rider is the correct movement as dictated by the test.
 - b. Correctness and Rider Position: Having determined that the horse and rider are performing the movement required by the test, the judge must then determine whether the movement is being executed correctly. The judge must evaluate the performance of the movement against the requirements of the movement description listed Subchapters WD-2, WD-3, and WD-4 and in WD118 Position and Aids of the Rider.

WD148 Deductions:

1. Zero Score:
 - a. Use of more than one finger between the reins when one hand is used
 - b. The changing of hands on the reins (1 or 2 handed method)
 - c. A horse or rider fails to complete the tests as written.
 - d. Performs a movement in other than specified order.
 - e. Includes a movement not specified
 - f. A horse that balks or freezes during a test
 - g. The fall of a horse or rider
 - h. Leaving the arena with all four feet
2. 5 Point Deductions:
 - a. Spurring in front of the cinch
 - b. Use of a hand to instill fear
 - c. Holding the Saddle with either hand (except for the Introductory Tests)

Note: The holding of the saddle does not include incidental, brief contact. The rider is allowed to straighten the latigo any place the horse is completely stopped during the test. A rider may untangle the horse's mane from the

WD - WESTERN DRESSAGE DIVISION

reins at an appropriate place without incurring a holding the saddle penalty.

d. Blatant disobedience includes kicking, bucking, rearing, striking, or biting.

3. 2 Point Deductions:

a. A horse breaks gaits during the execution of the test.

b. Missing the letters

4. 1 Point Deductions:

Out of lead during the test

a. Circles: 1 penalty point for each $\frac{1}{4}$ circle

b. Serpentine: 1 penalty point for each $\frac{1}{2}$ loop

c. Lines:

• From the turn to the halfway position to the next marker is a 1 point penalty

• Beyond the halfway point to the next marker, an additional 1 penalty point.

NOTE: In tests that require a simple lead change in a movement, the ideal change is to be performed. Any deviation from the ideal change as described by the Subchapters WD-2 and WD-3 would not incur a penalty but deserves less credit.

5. Jog Deductions:

a. When the movement requires a lope and a horse breaks gait into a jog up to 2 strides = $\frac{1}{2}$ point penalty.

b. Jogging beyond 2 strides = 2 point penalty

Note: A judge counts the steps of the rear legs. Four steps and under would represent two or less strides and require a $\frac{1}{2}$ point penalty. Five steps or more, requires a 2 point penalty.

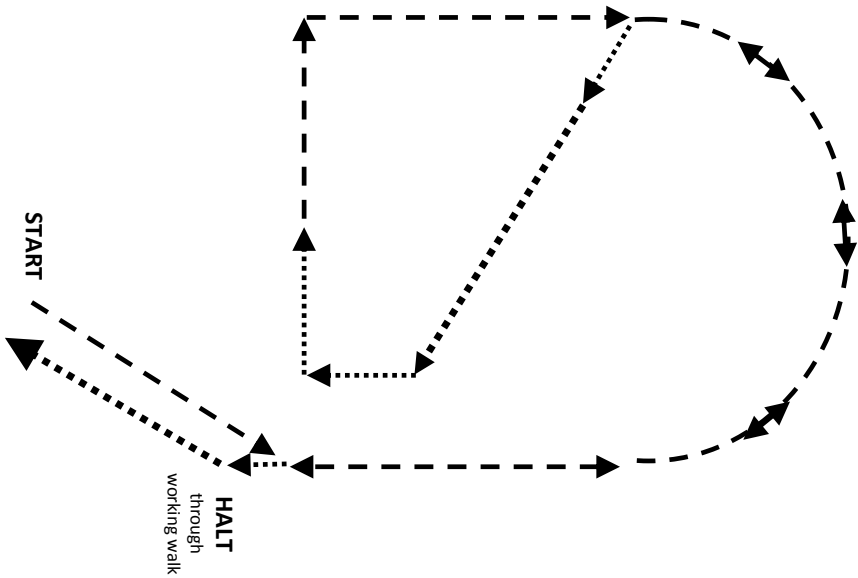
APPENDIX A EQUITATION PATTERNS

Western Dressage Seat On the Rail Equitation Patterns can be downloaded from the WDAA Website at: www.westerndressageassociation.org/

**WESTERN DRESSAGE SEAT EQUITATION
INTRODUCTORY LEVEL TEST A**

KEY	WESTERN DRESSAGE GAITS
.....▶	Working Walk
.....▶	Free Walk
- - - - -▶	Working Jog
————▶	Working Lope

1. From the gate or line up, perform a working jog up the right side of arena.
2. Half circle left 20 meters at the working jog.
3. Develop working walk left and begin change of rein.
4. Develop free walk on the diagonal.
5. Track right. Transition to working walk.
6. Halfway across develop working jog.
7. Track right up the left side of arena.
8. Half circle right 20 meters working jog.
9. Proceed working jog down line toward the gate.
10. Halt through the working walk. Leave arena or return to the line up at a free walk on a loose rein.

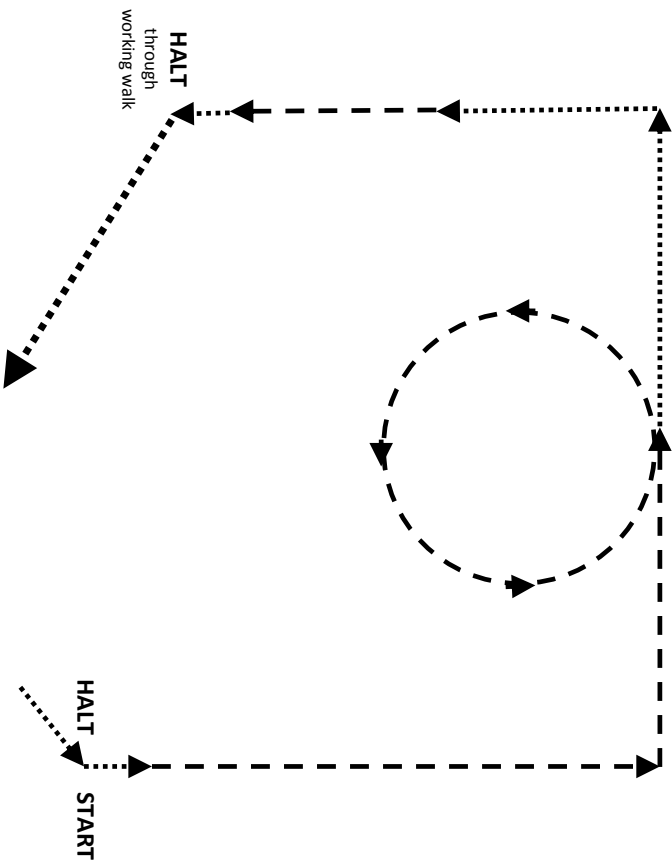


Authored by Joyce Swanson. Copyright © 2013-2014 Western Dressage Association® of America. All rights reserved

**WESTERN DRESSAGE SEAT EQUITATION
INTRODUCTORY LEVEL TEST B**

KEY	WESTERN DRESSAGE GAITS
.....▶	Working Walk
.....▶	Free Walk
- - - - -▶	Working Jog
————▶	Working Lope

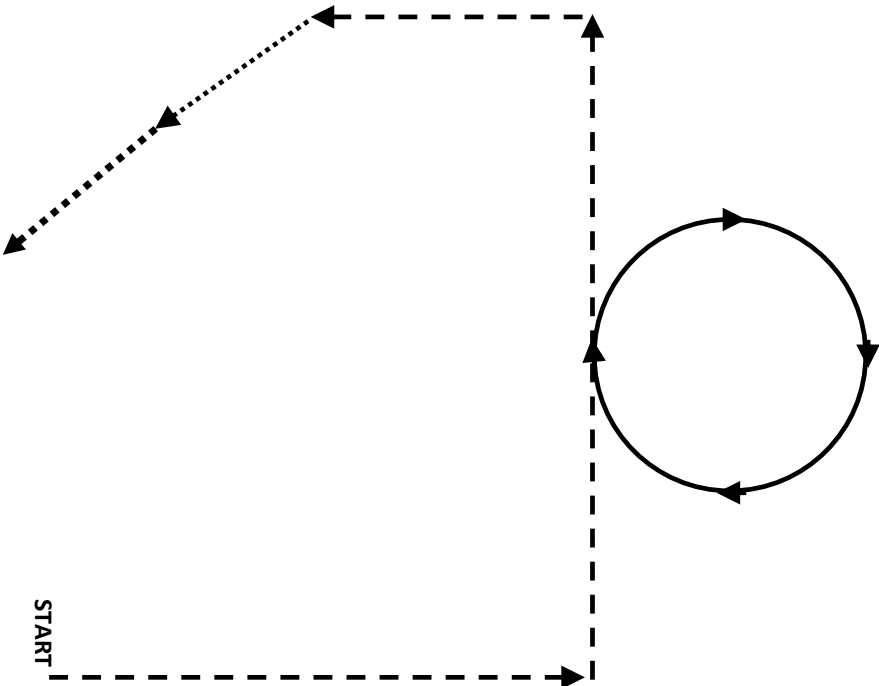
1. From the gate or line up working walk to the starting point. Halt.
2. Proceed working jog through the walk.
3. Track left at the working jog.
4. Circle left 20 meters working jog.
5. Transition to working walk.
6. Track left at the working walk.
7. At the midpoint proceed at the working jog.
8. Halt through the working walk.
9. Leave arena or return to line up at a free walk on a loose rein.



WESTERN DRESSAGE SEAT EQUITATION BASIC LEVEL TEST A

KEY	WESTERN DRESSAGE GAITS
.....▶	Working Walk
.....▶	Free Walk
- - - - -▶	Working Jog
————▶	Working Lope

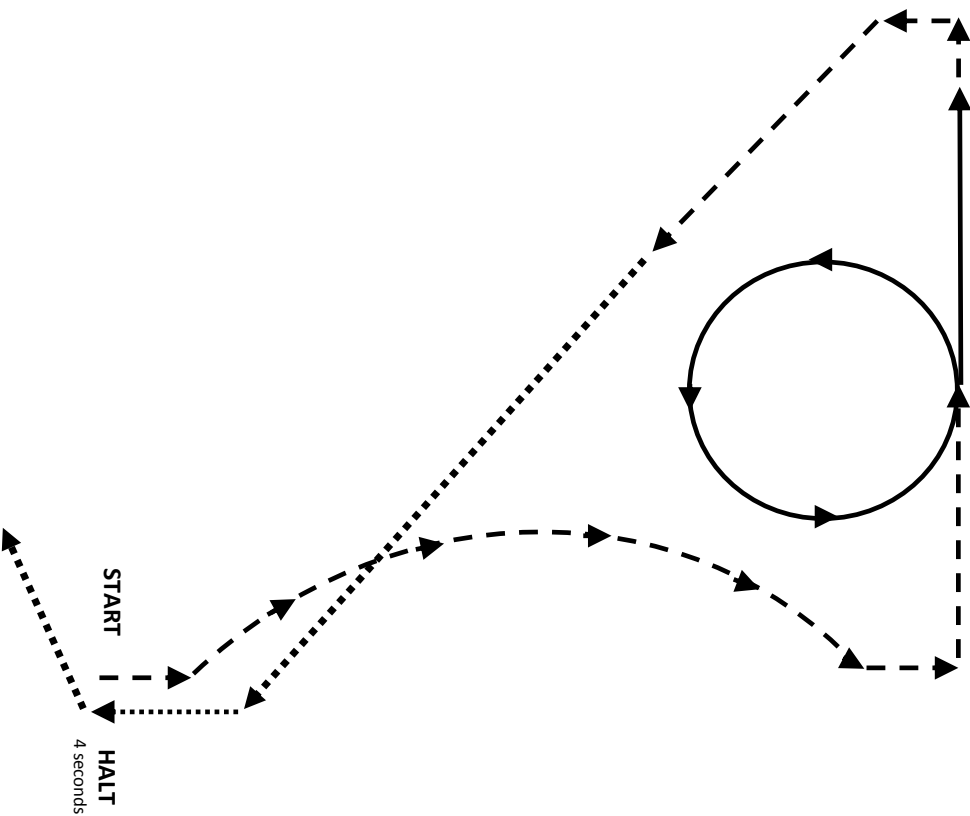
1. Working jog up the rail to your right.
2. Just past the arena center track left. Continue at working jog.
3. Circle right 20 meters working lope.
4. Transition to working jog. Track left at the rail.
5. At midpoint on the rail, develop working walk on the diagonal.
6. Half way to the gate transition to free walk.
7. Exit arena or return to line up at a free walk.



WESTERN DRESSAGE SEAT EQUITATION BASIC LEVEL TEST B

KEY	WESTERN DRESSAGE GAITS
.....▶	Working Walk
.....▶	Free Walk
- - - - -▶	Working Jog
————▶	Working Lope

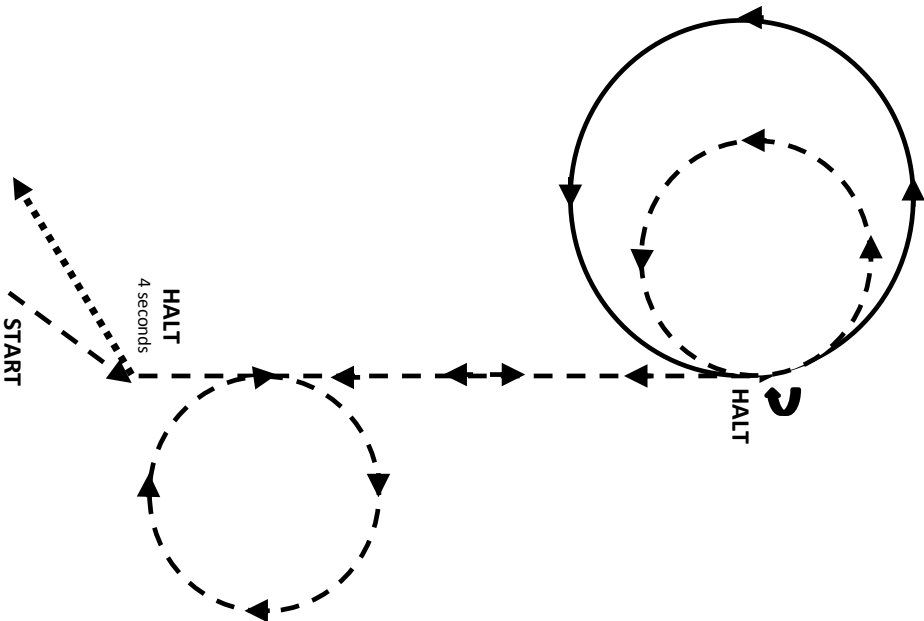
1. On rail to your right in working jog. Execute one 10 meter loop covering approximately one half of the length of the rail at the working jog. At the completion proceed straight ahead for several strides.
2. Track left. Continue working jog to center point of arena.
3. Transition to the working lope and perform 20 meter circle to the left. At completion of the circle proceed straight ahead.
4. Before the rail transition to the working jog. Track left.
5. Proceed at the working jog across a diagonal line.
6. Develop free walk and continue towards the rail.
7. Transition to working walk and proceed down the rail.
8. Halt 4 seconds. Leave the arena or return to line up at a free walk.



WESTERN DRESSAGE SEAT EQUITATION FIRST LEVEL TEST A

KEY	WESTERN DRESSAGE GAITS
.....→	Working Walk
.....→	Free Walk
- - - - - →	Working Jog
————→	Working Lope
↻	Turn on the Forehand

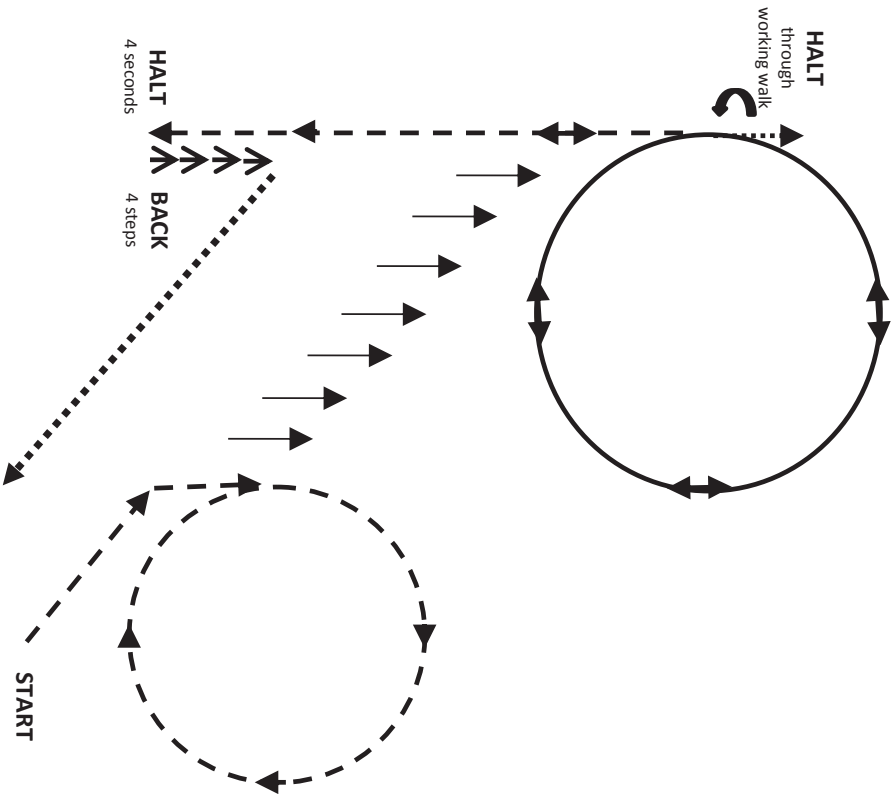
1. From the gate or line up working jog on the quarter line.
2. Circle right 10 meters at the working jog.
3. Proceed straight ahead.
4. Transition to the working lope and perform a 20 meter circle left.
5. Transition to a working jog and perform a 10 meter circle left. Halt.
6. 180 degrees turn on the forehand right.
7. Proceed down the line at the working jog.
8. Halt 4 seconds. Exit the arena or return to line up at a free walk.



WESTERN DRESSAGE SEAT EQUITATION FIRST LEVEL TEST B

KEY	WESTERN DRESSAGE GAITS
.....▶	Working Walk
.....▶	Free Walk
- - - - -▶	Working Jog
————▶	Working Lope
↻	Turn on the Forehand
↑ ↓ ↑ ↓	Leg Yield
← ←	Back










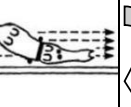

1. From the gate or line up begin on a diagonal line at working jog. Then proceed straight for several strides.
2. Circle right 10 meters at the working jog.
3. Leg Yield left at a working jog just past arena center. Then proceed straight for several strides.
4. Circle right 20 meters at working lope.
5. Halt through the working walk. Perform a 180 degree turn on the forehand.
6. Circle left 20 meters at the working lope. Transition to working jog and proceed straight ahead.
7. Near end of arena, halt 4 seconds. Back 4 steps. Exit arena or return to the line up at the free walk.



WESTERN DRESSAGE SEAT EQUITATION

SECOND LEVEL TEST A

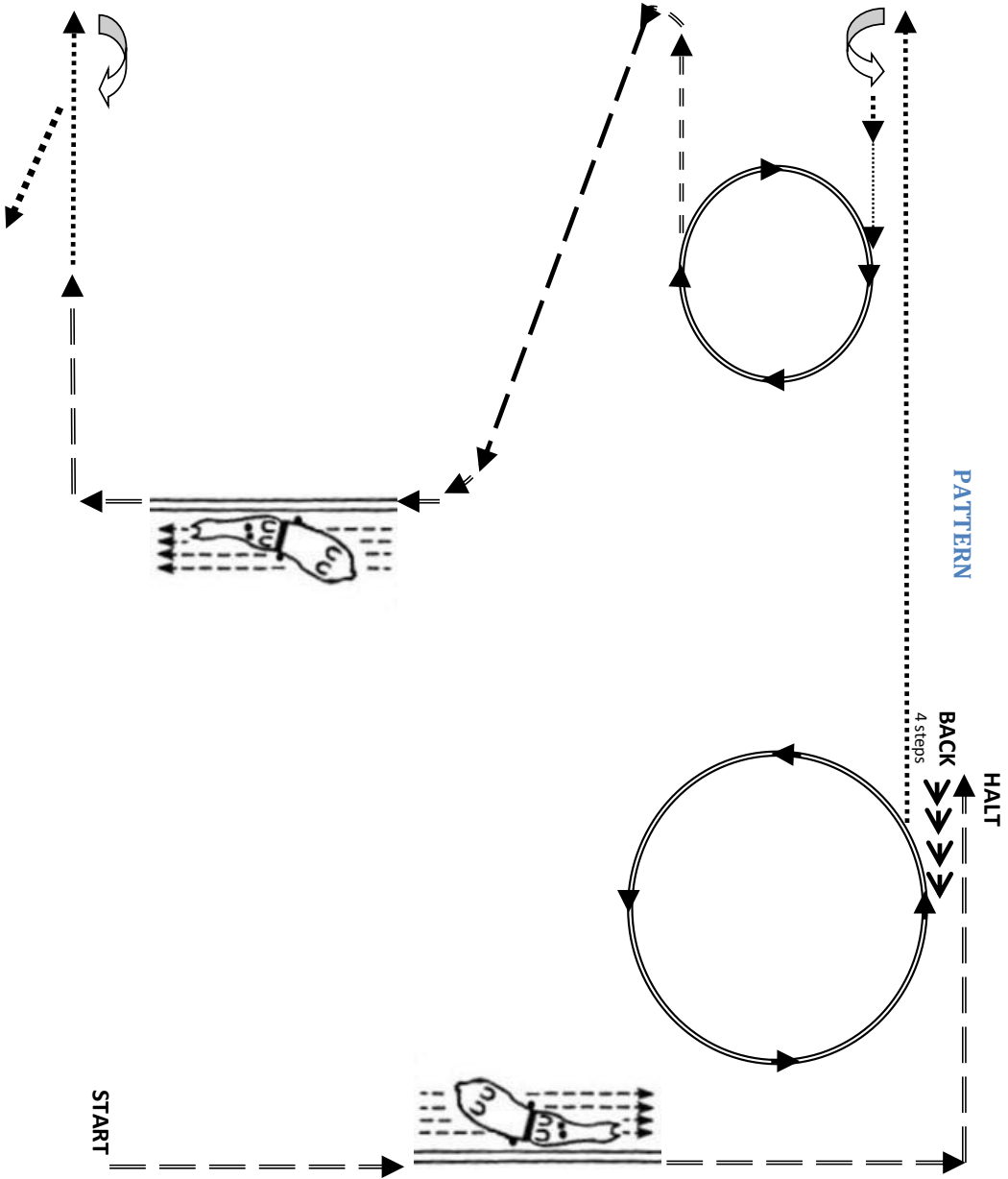
KEY and INSTRUCTIONS

KEY	WESTERN DRESSAGE GAITS
	Collected Walk
	Working Walk
	Free Walk
	Collected Jog
	Working Jog
	Lengthen Stride at the Jog
	Collected Lope
	Turn on the Haunches Left
	Turn on the Haunches Right
	Haunches In (Travers)
	Back

- From the gate or line up begin at a collected jog. On the rail to your right, perform haunches in (travers) left one third of the straight away.
1. Straighten and proceed at collected jog for several strides. Track left. Continue at collected jog for one third of arena.
 2. Halt. Back 4 steps. Perform a 15 meter circle to the left at collected lope. At completion of the circle transition to the working walk and proceed straight ahead.
 3. At the rail perform 180 degree turn on the haunches left. Proceed at the working walk.
 4. Collect the walk for a few strides. Transition to the collected lope and perform 1 and 1/2 10 meter circles to the right.
 5. Transition to the collected jog. Track left across a diagonal line and lengthen stride at the jog. Return to the collected jog and turn right toward gate.
 6. Perform haunches in (travers) right at the collected jog. Straighten for a few strides and track right at the collected jog toward the rail.
 7. At the mid-point, transition to the working walk. At the rail, perform 180 degree turn on the haunches right. Exit arena or return to the line up at free walk.

WESTERN DRESSAGE SEAT EQUITATION

SECOND LEVEL TEST A

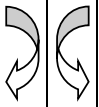
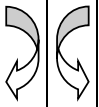
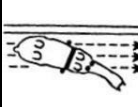


Authored by Joyce Swanson. Copyright © 2013- 2014 Western Dressage Association® of America. All rights reserved

WESTERN DRESSAGE SEAT EQUITATION

SECOND LEVEL TEST B

KEY and INSTRUCTIONS

KEY	WESTERN DRESSAGE GAITS
.....↓	Collected Walk
* * * * * ↓	Working Walk
- - - - - ↓	Free Walk
= = = = = ↓	Collected Jog
- - - - - ↓	Working Jog
- - - - - ↓	Lengthen Stride at the Jog
————— ↓	Working Lope
= = = = = ↓	Collected Lope
● ● ● ● ●	Simple Change of Lead
	Turn on the Haunches Left
	Turn on the Haunches Right
	Shoulder In

1. From the gate or line up begin at a collected jog. Circle left 10 meters.
2. Shoulder-in left at the collected jog. Straighten horse and track left.
3. Circle left 20 meters at the working lope. Circle left 10 meters at the collected lope.
4. At completion of circles transition to collected jog. Proceed straight ahead for several strides.
5. Track left. Continue the collected jog for one third of line. Transition to working walk for one third of line.
6. Transition to the collected jog. Perform 1 and 1/2 circles right 10 meters at the collected jog. Proceed straight ahead.
7. Shoulder-in right at the collected jog. Straighten horse and transition to collected lope right lead. Track right.
8. Change rein across the diagonal. At the mid-point perform a simple change of lead.
9. Circle left 10 meters collected lope. Transition to working walk. Exit arena or return to the line up at a free walk.

A

- Abuse, 81, 85, 91, 105, 143, 216, 284, 310, 367, 371, 398, 404, 456, 503, 542, 550, 669, 677-678, 683, 715, 884, 994-995, 1024, 1128, 1154, 1163
- Academy, 27, 45, 57, 96, 110, 112, 126, 481, 660, 1168
- Access, 21, 26, 30, 57, 107, 212, 507, 571, 618-619, 661, 679, 689, 715, 787, 791, 793, 795-796
- Accident, 103, 107, 116, 120-121, 142, 212, 218, 234-235, 398, 405, 408, 557-559, 678-679, 706, 713, 715, 777-778, 1015, 1098, 1105, 1147
- Accountability, 50, 52-53, 318
- ACPS, 185
- Add-backs, 191, 857
- Additional Mounted, 1091, 1109
- Adjudicating, 139, 249, 332, 334, 362, 373, 755, 761, 979, 982-983, 1079, 1085
- Administrative Penalties, 50, 56, 61, 71-72, 81-82
- ADS, 127, 131-132, 147-149, 196, 396, 403, 406, 410, 438, 451-455, 459, 589-590, 613
- Adult, 5, 7-8, 15, 42, 44, 52, 92, 100, 156, 178, 183, 188-189, 192-193, 195-196, 198-199, 201-202, 208, 219, 326-327, 348, 351, 374, 376, 379, 389, 391-392, 397, 408, 410, 452-453, 482-483, 487, 494, 505, 517-518, 521, 544, 630-631, 636, 640, 648, 652-654, 656, 659-660, 662-663, 665, 667, 674, 756, 764, 775, 777-778, 781, 827-828, 835-836, 838, 841, 844, 851-852, 857-858, 876, 879, 881, 887, 890, 894-895, 924, 942-943, 945, 959, 991, 997-998, 1015, 1017, 1074, 1079, 1089, 1098, 1100, 1108-1109, 1133, 1135-1138, 1140-1144
- Adult Equitation, 156, 193, 208, 374, 630-631, 640, 648, 662-663, 665, 775, 924, 945, 991, 1015
- Adult Jumper, 195
- Advanced, 19, 21, 27, 62, 110, 112, 136, 141, 148-149, 152, 185-186, 211, 214, 229, 272, 284-285, 296, 310, 452-453, 460, 473, 480, 483, 544, 559, 622, 635, 673-674, 679-680, 685, 687, 693, 695-696, 703, 705-706, 709, 711-712, 714, 716, 719, 721, 723-724, 997, 1000, 1169
- Affiliated Associations, 18, 20, 86
- Age, 5, 7-8, 11, 13, 15, 19, 45, 60, 62, 65-69, 97, 99-100, 113-115, 126, 130, 133, 137-138, 145-146, 160-161, 166, 172, 185, 188-189, 192-193, 195-196, 225, 229, 243, 248-250, 257, 261, 277, 282, 296, 311, 317, 320, 325-328, 348, 352, 355, 364, 374, 376, 378-379, 382, 384, 389-390, 397, 401, 410, 452-453, 481, 483-484, 504, 521-525, 527-530, 532-533, 535-536, 543-545, 548-549, 611-612, 622, 630, 635-636, 639, 641, 644, 646, 652-653, 655-661, 666, 672-673, 686, 709-710, 718-719, 723-724, 745-747, 749-750, 753-756, 759, 763-764, 771-772, 781, 803-804, 815, 817, 824-825, 830-838, 840-842, 854, 860-862, 865-866, 869, 873-874, 877, 881, 888, 891-895, 909, 925, 927, 929, 931, 933-934, 941-943, 945-947, 958-960, 965-966, 971, 974, 992-993, 997-998, 1001-1008, 1010, 1012-1013, 1015, 1017-1018, 1022, 1026, 1046-1047, 1056, 1058, 1062, 1064, 1068-1070, 1073-1074, 1079, 1088-1089, 1093-1096, 1098, 1100-1102, 1107-1112, 1114, 1132-1134, 1138, 1140, 1150, 1152, 1166-1167, 1176-1177, 1183, 1189
- Agent, 5, 7-8, 12, 15, 19, 21, 51-53, 57, 73, 77-78, 85-86, 108, 110, 113-118, 120-121, 141-142, 172-174, 208, 213-214, 219-220, 222, 225, 227-228, 246, 317-319, 321, 524-525, 631, 674, 683, 744, 786, 803, 820-822, 830, 859, 862, 870, 883, 988, 992, 1054, 1058, 1167-1168
- Agreement, 12, 15, 23, 26-27, 29-31, 46-47, 55, 61, 71-73, 81-83, 87, 109, 113, 115-116, 120-121, 138, 174, 211, 214, 227, 506, 571, 688, 707-708, 744, 992, 1022-1023
- AHA, 128, 147, 165, 183, 311, 315-317, 322-323, 326, 330, 333, 335, 350, 353-354, 357, 362-364, 366-368, 373-379
- AHHS, 798-799, 812-814, 816-817, 1043
- Aids, 53, 230-231, 233-234, 273, 279, 285, 303, 319, 377, 396, 405, 409, 413-414, 447, 449-451, 453-455, 462, 464, 468, 472-473, 478-481, 484, 497, 500, 521, 523, 564-565, 608, 610, 616, 642, 664, 677, 686, 758-760, 775-776, 951-952, 956, 1087-1088, 1111, 1157, 1165, 1170, 1172-1176, 1182, 1186-1190
- Amateur, 5, 7, 14, 22, 42, 45, 72-75, 77-78, 90, 97-99, 101, 114, 139, 178-179, 181, 183, 187-190, 192-193, 195-196, 198-199, 202, 208, 213, 218-220, 225-230, 248-249, 252-257, 259-261, 263-265, 280-281, 296, 311, 325-328, 330, 336-338, 340, 343-346, 348, 350-352, 357-361, 363-365, 367-368, 374, 376, 391, 438, 483, 505, 517, 521, 527-529, 533, 628, 630, 636, 640, 647, 652-654, 660-661, 667, 672, 723, 746, 750, 753-757, 759-766, 768-769, 779, 781, 788, 802-812,

- 815-816, 818-821, 827-829, 835, 837-838, 840-841, 844, 849, 851-852, 855-858, 871-872, 875-879, 881, 887-888, 890-891, 893-895, 897-898, 916, 927, 929-935, 937, 940-941, 943, 945-946, 958, 963, 965, 967, 971-972, 974-979, 981, 988, 990-992, 1003-1004, 1007-1008, 1010-1011, 1015, 1017, 1020, 1026-1028, 1042, 1044, 1046-1049, 1056-1058, 1061-1065, 1068, 1071, 1073-1074, 1078-1081, 1084-1085, 1088, 1090, 1093-1098, 1101-1104, 1107-1109, 1112, 1114, 1145, 1150, 1152, 1167, 1183, 1187-1189
- Amateur Certification, 213, 219-220, 327, 483, 529, 640, 723, 894, 1167
- Amateur Owner, 14, 42, 45, 178, 192, 195, 252-254, 256, 259-260, 263-265, 326-327, 350, 391, 750, 753-757, 760-761, 765-766, 768-769, 779, 781, 820-821, 827-829, 835, 837-838, 840-841, 844, 851-852, 857-858, 871-872, 875-876, 878, 887, 890-891, 893-894, 897-898, 916, 927, 943, 965, 967, 974, 977-978, 1061
- Amendments, 27-28, 32
- American Connemara Pony Society, 132, 389
- American Driving Society, 132, 147-149, 396, 403, 438, 539, 545-546, 589-590, 611
- American Hackney Horse Society, 153, 229, 799, 803, 812, 816-817, 1043
- American Morgan Horse Association, 161, 925
- American Saddlebred Horse Association, 163, 199, 1054, 1062, 1070, 1073, 1079
- American Shetland Pony Club, 164, 1092, 1098
- AMHA, 7, 160-161, 196, 924-926, 928, 944-948, 950, 952-953, 955-956
- Andalusian Heritage, 240, 269-270
- Andalusian Native, 240, 265
- Andalusian/lusitano, 7, 24, 34, 96, 110, 113, 123, 129, 131, 135, 144, 147, 169, 176, 178-182, 226, 237-310
- Anti-doping, 58, 62
- Appeal, 20, 40, 50, 53-54, 64, 66, 69-70, 72, 77-81, 101, 130, 135, 141, 165, 179-180, 208-209, 213, 215, 244, 320, 398, 453, 499, 525, 535, 537, 542, 545, 552, 561, 587-588, 592-593, 669, 678, 683-684, 688, 708, 712, 829, 861-866, 870, 890, 987, 1180
- Appeal Measurement, 50, 53-54, 69, 862, 864-866
- Application, 17, 19-20, 23-33, 39-40, 46, 48, 50, 56-58, 62, 65, 72-73, 75, 100-101, 114-115, 119-120, 122-123, 125-126, 128, 130, 133-135, 137-138, 140, 145-168, 171-175, 177, 190, 194-195, 208, 213, 215, 220, 227-229, 231-234, 243-244, 269, 327, 401, 480-481, 509-510, 516-517, 525, 551, 556, 616, 631, 633, 637, 639-641, 643, 646, 648, 653-654, 695, 744-745, 747, 783-785, 789-795, 830, 833, 837, 846, 862, 870-872, 875, 883, 891, 908, 916, 946, 1018-1019
- Appointments, 235, 237-242, 244, 247, 250-266, 270-271, 273, 277-280, 282, 284, 311-316, 321-322, 329-330, 335-336, 338, 341-342, 344-345, 347, 350, 352, 354-355, 360, 362-366, 373-374, 376, 378, 381, 383-385, 396, 402, 406-407, 411, 419, 435, 438, 440-444, 626-627, 629, 632, 650, 654, 662, 664, 666, 668, 740-743, 745, 750-751, 754-755, 757-761, 763-772, 775-782, 797-798, 803-808, 810-811, 813-814, 818-823, 846, 848, 851-852, 922-924, 927-928, 931-936, 938-941, 944, 946, 948, 950-952, 954-955, 960-963, 967-969, 974-975, 977-984, 986-988, 990-991, 999-1000, 1002, 1005-1008, 1010-1015, 1017, 1042-1045, 1047-1048, 1050-1053, 1056, 1061-1064, 1068-1072, 1076, 1078, 1080-1082, 1084-1087, 1090, 1092, 1098, 1105, 1130, 1133, 1136, 1140, 1142-1143, 1145, 1148, 1150-1151, 1158-1159, 1164-1166, 1176, 1178, 1187-1188, 1190
- Appointments And Attire, 923, 935, 951-952, 962
- Arabian, 7, 9, 11-13, 24, 29, 34, 59, 93, 96, 100, 104, 110, 113, 123, 127-129, 131, 134-136, 144, 147, 153, 155, 161, 165, 169, 176-179, 182-183, 210, 213, 221, 226, 311-387, 401, 409, 489, 504, 656, 659, 663, 665, 1022, 1148, 1150
- Arabian Horse Association, 316-317, 364-365
- Arbitration, 20, 80-81, 101, 115
- Arena, 12, 68, 111, 142, 207, 210, 212, 246-248, 251, 253, 256-257, 260-262, 271-273, 279, 281-286, 289, 292, 299, 303-305, 307-308, 310, 321-323, 331, 353, 363-366, 368, 370-371, 374, 377-378, 381, 385-386, 396, 408, 411-412, 415-419, 423, 436, 450-451, 453-455, 458-460, 470, 473-474, 479, 489-490, 497-499, 502-503, 505-509, 519-521, 523-524, 530, 532, 536, 538, 549, 555-556, 558, 561-562, 566, 579, 582, 586, 590-591, 594-596, 642, 645, 661, 666, 669-671, 676-677, 679, 682-683, 686, 688-690, 698-699, 701-702, 705-706, 711, 713, 715, 729, 745, 750, 757-758, 760-761, 766, 769-770, 775-778, 780-782, 818-819, 823-824, 886, 892, 901-904, 907,

INDEX

- 909-910, 912-913, 957, 994, 999-1000, 1002, 1006, 1008-1009, 1011-1017, 1022, 1024-1026, 1028-1041, 1106, 1111-1112, 1116-1120, 1147-1148, 1151-1155, 1160-1161, 1172, 1174, 1179-1181, 1183-1185, 1187-1190, 1192-1198, 1200
- Armor Costume, 743, 779
- Artificial Appliances, 93, 244, 254-255, 322, 627, 745, 757-760, 803, 808-810, 818, 822, 927, 936, 992, 1045, 1051, 1056, 1065, 1068, 1080-1081, 1085, 1087, 1097, 1102, 1130, 1133, 1139, 1149
- Artificial Markings And Appliances, 90, 93, 311, 320
- ASHA, 1054, 1062, 1070, 1089
- ASPC, 65, 164, 1092-1093, 1098, 1102
- ASPCA Horsemanship, 143, 630, 640
- ASPCA Maclay, 131, 133, 156, 635, 640, 646
- Assistance, 8, 25-26, 74, 79, 104, 171, 219, 221, 225, 279, 299, 324, 326, 377, 379, 393, 397, 400, 405, 407-408, 414, 425, 427, 430, 432, 437, 453, 497, 500, 502, 523, 531, 536, 556, 558, 566, 575, 577, 587, 608-609, 619, 635, 666, 670, 689-692, 696, 700, 702, 706, 709, 713, 772, 848-849, 904, 910, 957, 1106-1107, 1111, 1113, 1117, 1127-1128, 1133, 1139, 1182-1183, 1189-1190
- Attendant, 104, 324, 360, 390, 399, 405, 408, 609, 628, 660, 662, 690, 763, 803-804, 806, 808-810, 812, 815, 818, 931, 933-935, 945, 950-951, 958, 971, 975, 977, 1001, 1015, 1044, 1048-1049, 1061, 1069, 1073, 1093-1094, 1096-1097, 1100-1101, 1111, 1133, 1139
- Attendants, 9, 92, 104, 261-262, 324, 326, 328, 330, 359-360, 393, 400, 405-407, 418, 440-442, 630, 741, 763, 797, 803-804, 816-817, 823, 928, 965, 968, 971, 975, 977, 1001-1002, 1015, 1049-1050, 1052, 1057, 1061, 1068, 1081-1082, 1100, 1105
- Attire, 90, 92, 99, 181, 240, 242, 247-248, 253, 255-260, 262, 265-271, 274-275, 277-279, 282, 284, 298-299, 310, 329-330, 336-339, 343-345, 348, 352, 354-356, 360, 363, 373, 381-385, 394, 400, 406, 412-417, 420, 433, 440, 444-445, 489, 519-520, 530, 627-628, 632, 650-651, 658, 706, 740-743, 745, 750-751, 754-755, 758-759, 762, 764, 766-767, 769, 771-774, 777-778, 780-782, 813-814, 822-823, 827, 846-847, 849, 851-853, 881, 884, 886-889, 916, 922-924, 926-927, 931-932, 934-935, 939-940, 942, 944-945, 948-949, 951-952, 954, 956-958, 960-962, 964-965, 974-975, 977, 979-980, 982-984, 987-988, 990, 995, 998-999, 1005-1008, 1010-1015, 1017, 1022, 1025, 1045, 1047, 1063, 1065, 1069-1071, 1074, 1078, 1080, 1082-1083, 1085-1087, 1089-1090, 1092, 1094-1098, 1100-1106, 1109-1111, 1130, 1133, 1136, 1138, 1140, 1142, 1165, 1178-1179
- Audit, 40, 789
- Awards, 10, 12-13, 19, 24, 26, 41, 45, 52, 56-57, 62, 69-70, 90, 93, 95, 98, 103, 119, 140, 142, 169-203, 226, 228, 235, 249, 270, 309, 323, 327, 335, 348, 353, 363, 384, 390-391, 398, 400-401, 406, 408, 410-411, 430, 456, 483, 501-502, 505, 524-526, 531, 614-615, 622, 625, 628, 645-647, 656-658, 673, 741, 763, 767-768, 778, 780, 794, 802, 820, 834-835, 841, 849, 851-852, 863, 865-866, 872-875, 877, 883, 891, 893-894, 896, 935, 941, 947, 1018, 1023, 1050, 1061, 1093, 1114, 1147, 1182-1184
- ## B
- Back To Back, 361, 445, 828, 856
- Back To Back Classes, 828, 856
- Bandages, 93, 249, 255, 322, 350, 362, 385, 455-456, 488, 502, 530, 551-552, 555, 633, 644, 665, 681-682, 749, 757-760, 846, 927, 955, 960, 970, 1056, 1087, 1115, 1149, 1178-1179
- Banks, 694, 716, 843, 850, 899-900, 906
- Bellas Formas, 990, 1001-1002, 1018
- Best Condition, 614, 617, 624-625
- Best Team, 395, 438, 541-542
- Bits, 244, 251-252, 254, 259, 263-265, 267, 329, 339, 342, 347, 350, 355, 379, 385, 393, 402, 441, 443, 487-489, 491-493, 509, 530-531, 555, 592, 627, 633, 651, 663, 665-666, 681-682, 725-726, 745, 750, 754-755, 757, 760, 763-766, 768, 771, 778, 780, 846, 928, 931, 933-934, 936, 939, 941, 944, 951-952, 954, 957, 960-961, 974-975, 977, 984, 1004-1005, 1010-1011, 1015, 1022-1024, 1027, 1062, 1068, 1072-1074, 1078, 1081-1082, 1100, 1103, 1148-1149, 1154, 1176-1177, 1179, 1185, 1189-1190
- Board Of Directors, 1, 15-17, 20, 24-26, 29, 32-33, 41, 51, 60, 78, 86, 96, 101, 119, 131, 140, 180, 205, 522, 638, 653, 746, 1019-1020
- Boots, 93, 106, 232, 247, 249, 253-259, 267-269, 271, 274, 279, 282, 298-299, 322, 329, 336-339, 343-345, 348, 350, 355, 360, 362, 381, 383-385, 401, 406-407, 440, 442, 455-456, 484-486, 488, 498, 552, 555, 566,

- 624, 627, 633, 643-644, 650, 664-665, 668, 680-682, 750, 755, 757-760, 762, 769, 772, 780, 808-809, 811, 813-814, 820, 846-847, 880, 888-889, 891-892, 927, 931-932, 934, 936, 939-940, 942, 949, 951-952, 954-956, 960-962, 965, 967, 970, 980-983, 987-988, 1006, 1010-1012, 1022, 1045, 1047, 1049, 1056, 1068-1070, 1072, 1078, 1081-1082, 1084-1087, 1089, 1095-1096, 1100, 1104, 1112, 1115, 1134, 1136-1137, 1140-1142, 1148-1149, 1178-1179
- Boots And Bandages, 255, 322, 350, 488, 758-759, 970, 1087
- Braiding, 145, 222, 224, 243, 269, 389, 391, 401, 435, 488, 530, 746, 749, 757, 760, 927, 960, 964, 1097, 1134-1135, 1137, 1141-1144
- Break In Gait, 409, 424, 428, 430, 434, 438
- Breaking Ties, 111, 210, 313, 351, 364, 373, 882, 886, 907, 1153
- Breed, 4, 7, 9-10, 13, 19-21, 24, 27, 31-34, 37-39, 41-42, 45, 50-51, 57-58, 64-65, 68, 92-93, 95, 97-98, 101, 106, 110, 112-114, 117, 119, 125-128, 131-134, 141, 144, 150, 153-154, 158, 165, 168, 171-174, 178, 180, 184-185, 202, 205, 207, 209-211, 214, 229-230, 235, 237, 245, 247, 249, 281, 311, 318, 322-323, 328, 333, 342, 348, 351, 363, 374, 390-391, 398, 401, 409, 411, 419-420, 435, 454-455, 481, 487, 489, 504, 516, 520, 526-529, 533, 545, 562, 622, 627-628, 630-631, 636-637, 639, 652-653, 655-660, 667, 723-724, 744, 751, 782, 784, 788, 801, 811, 823-824, 830, 834-836, 855, 862, 872, 883, 890-891, 895, 929, 936, 967, 970, 972, 974, 980, 982-983, 987-988, 995, 1001-1002, 1014, 1018, 1027, 1041, 1055-1057, 1065-1066, 1070-1072, 1078, 1085, 1088, 1094, 1098, 1101-1102, 1105, 1114, 1134-1138, 1140-1143, 1147-1148, 1150, 1167-1168, 1177, 1179, 1188-1189
- Breed Standard, 390, 967, 970, 1001
- Breed Standards, 237, 245, 311, 318, 401, 974
- Breeding, 7, 12-13, 29, 38, 42, 45, 59, 66-67, 90, 93, 95-97, 106, 110, 114, 123, 127, 131-132, 134, 143, 150, 153-155, 167, 169, 172, 177-178, 182-183, 194-195, 214, 222, 248, 281-282, 311, 317-318, 321-322, 328, 330-334, 351, 353, 357, 388, 390, 463, 524-525, 527-529, 531-533, 631, 751, 753, 788, 797-798, 804, 817, 824-826, 829-830, 836, 838, 848-850, 854, 857, 866-867, 872-874, 883, 925, 974, 995, 1001, 1092-1094, 1130-1131, 1133-1135, 1138, 1140
- Breeding Championships, 177-178
- Breeding/gelding In-hand Classes, 318, 331, 333
- Bridges, 369, 429, 580, 1156
- Bridle, 196, 199, 243, 253, 255, 257-258, 261, 263-267, 271, 282, 284, 298, 321, 329, 334-336, 338, 340-342, 344-345, 347, 350, 354-355, 358-360, 362, 366, 373, 381, 384-385, 390-391, 399, 402, 419, 443-447, 450, 464, 468, 487-489, 491-496, 523, 530-531, 558, 574, 578, 583, 620, 627, 632-633, 643-644, 647, 651, 655-656, 661, 681-682, 688, 702, 725-728, 746, 749-750, 754-761, 767, 770-771, 780-781, 813-814, 816, 823-825, 835, 846, 848, 873-874, 931-932, 934, 936, 939-941, 943, 945, 949, 957, 960-961, 964-965, 974-975, 977-984, 987, 992, 996, 998, 1004-1005, 1011-1012, 1015, 1022, 1024, 1026, 1030-1039, 1047, 1049, 1062-1065, 1068-1070, 1072-1074, 1078-1082, 1084-1087, 1089, 1093-1094, 1096, 1100, 1107-1109, 1115, 1134, 1138, 1140-1141, 1150-1151, 1158, 1170, 1176, 1178-1180, 1186
- Bridle Path Hack, 196, 391, 835, 943
- Bridles, 251-252, 254, 267, 282, 339-340, 347, 354, 366, 402, 406, 441, 487, 495, 502, 530, 551, 555, 632-633, 651, 727-728, 751, 754-755, 757, 760, 771, 778, 781, 846, 935, 941, 949, 951, 954, 960-961, 981, 983, 1005, 1071, 1085, 1111, 1147, 1176-1177
- Broken Equipment, 104, 298, 324-325, 347, 364-365, 635, 843, 849-850, 903, 942, 1145, 1150-1151
- Budget And Finance, 26
- C**
- Cancellation, 23, 27, 29, 40-41, 46, 103, 109-111, 117, 684, 887
- Cancellations, 828, 857
- Canter, 248, 251-259, 261-262, 266, 270-273, 277-280, 283-286, 289, 292, 296-298, 300-301, 303, 335-340, 344-346, 348-349, 354, 356-357, 367-368, 374, 377, 382, 387, 396, 409, 418-419, 425, 427-430, 432, 434, 438, 448, 457, 459-460, 462, 464, 467-469, 474-476, 478, 480-481, 519-521, 523-524, 532-533, 563-564, 573, 627, 632, 634, 640, 642, 648-650, 652, 655, 657-662, 715-716, 753-762, 769, 775-777, 781, 822-824, 835, 843, 849, 851-852, 854, 867, 869, 879, 920, 930-934, 939-940, 943, 948-950, 953-958, 961-963, 967, 973-983, 987-989, 996, 1003, 1012-1014, 1024-1025, 1027, 1050, 1056, 1060,

INDEX

- 1062-1065, 1069-1071, 1073-1074, 1078-1080,
1086-1089, 1098, 1106, 1110-1112, 1117-1123, 1127,
1134-1136, 1141-1143, 1170
- Carriage, 13, 99, 123, 127-129, 131-132, 136-137,
147-149, 169, 178, 181, 183-185, 196, 200, 222, 230,
232-233, 240, 244-245, 262, 265, 313, 318, 321-323,
329, 333-334, 339, 341, 351-353, 357, 392-461, 465,
467-468, 472, 477, 480-481, 536, 544, 548-550,
552-558, 561, 565-566, 571, 573-575, 577-578,
582-583, 586-587, 592, 609-613, 627, 652-653, 655,
658, 742, 745, 751, 768, 800, 812, 823, 925-929,
934-935, 960, 965-966, 971, 982, 995-996, 998, 1003,
1006, 1009-1010, 1013-1016, 1052, 1068, 1070-1071,
1078, 1083, 1087, 1091, 1105-1106, 1130-1133,
1137-1139, 1143, 1147, 1160, 1167-1171, 1173-1174,
1181, 1186
- Carriage Driving, 128, 132, 181, 232-233, 240, 262,
265, 323, 403, 627, 742, 768, 925, 927, 965, 1091,
1105, 1130, 1132, 1137-1139
- Carriage Pleasure, 13, 99, 123, 127, 129, 131-132,
136-137, 147-149, 169, 178, 183-185, 196, 200, 222,
230, 265, 313, 321, 329, 334, 351, 357, 392-461, 742,
745, 768, 823, 927, 966, 1052, 1083, 1131, 1137, 1143
- Carriage Pleasure Driving, 13, 99, 123, 127, 129,
131-132, 136-137, 147-149, 169, 178, 183-185, 196,
200, 222, 230, 265, 313, 321, 329, 334, 351, 357,
392-393, 396, 403-404, 409-410, 434, 439, 446,
455-456, 742, 745, 768, 823, 927, 966, 1052, 1083,
1131, 1137, 1143
- Categories, 16, 18-22, 99, 134, 165, 181-189, 195-203,
331-332, 510, 524, 529, 533, 535, 539-540, 561, 611,
614, 621, 633, 651, 665, 706, 959, 1002, 1021, 1026,
1107, 1113-1114, 1122
- Cellular Phones, 139, 669, 682
- Certification, 16-17, 115, 140-141, 151, 160, 212-213,
219-220, 226, 231, 235, 245, 322, 327, 397, 483, 522,
526, 529, 612, 640, 679, 723, 744, 746, 894, 926, 970,
1018, 1045, 1056, 1102, 1167-1168
- Certified Jumper Schooling Supervisor, 123, 160, 166,
884-886
- Challenge Trophies, 90, 93-94, 828, 858
- Championship, 10-11, 26, 39, 45, 72, 74, 78, 88, 90,
95-99, 103, 113, 119, 128-129, 142, 144, 178-179,
182-186, 189, 196-199, 201-202, 207, 215, 225, 243,
248-249, 252, 256, 258, 281-282, 313, 323, 326-327,
332-336, 345, 348-350, 352, 356, 363, 367-368, 374,
377, 381, 390, 398, 401, 404, 410-411, 462, 481, 483,
487-488, 494, 497, 501, 503-510, 516-518, 520,
522-523, 528-529, 533-535, 540, 545-547, 550, 557,
561, 591-593, 609, 628, 646-648, 651, 653, 655-658,
661-662, 678, 680, 706, 709-710, 724, 746, 753-755,
758-760, 762, 764, 780, 802-803, 805-816, 818,
820-822, 828, 833-835, 838-839, 843, 851, 853-855,
858, 866-867, 869-874, 882, 888, 895, 907, 922-923,
926, 928-929, 931-935, 939, 943, 945-947, 959,
961-962, 965, 975, 977-981, 988-989, 991, 993-994,
997-998, 1004, 1010, 1017-1020, 1024, 1044-1049,
1056-1058, 1061-1064, 1073-1074, 1076, 1079, 1084,
1086, 1096, 1098, 1100-1101, 1103, 1114, 1123,
1134, 1140-1141, 1151, 1158, 1188
- Championships, 10-12, 21-24, 26, 32-33, 60, 90, 95-98,
100, 111, 119, 128, 136, 142, 151, 169, 171, 174,
177-179, 192-193, 195, 203, 220, 225, 229, 237, 241,
248, 281, 311, 313, 323, 332, 335, 349, 352, 377, 388,
390, 394, 411, 462, 481, 483, 485-489, 503-505,
507-508, 510, 516-518, 521-522, 526, 528-529, 533,
535, 540-542, 544-548, 553, 557, 559-560, 567, 570,
572, 575, 584, 588-594, 629, 639, 647-648, 653,
655-656, 658, 661, 667, 670, 673, 680, 684-685,
709-710, 740, 749, 753, 763, 797, 803, 816, 828-829,
834-835, 838, 840, 851, 853-855, 866, 870-874,
881-882, 886-888, 895-896, 926-929, 937, 941-942,
962, 965, 971, 978-979, 981-982, 984, 1020, 1023,
1044, 1049-1050, 1057-1058, 1061-1065, 1068,
1084-1085, 1089, 1095-1096, 1103, 1114, 1118, 1130,
1134, 1137, 1140, 1144
- Change Of Direction, 303, 347, 377, 479, 523, 635,
655, 667, 843, 899, 902, 942, 957
- Changes Of Direction, 379, 396, 450, 462, 470, 635,
637, 639-640, 644, 845, 859, 869, 892, 942, 955,
1165, 1172
- Charges, 6, 14, 54, 61, 71-83, 141, 143, 204-205, 216,
219, 232, 318, 321, 860-862, 864, 884, 1132, 1138
- Children's Hunter, 42, 98, 391, 827-828, 836-838, 842,
844, 851-852, 855, 858
- Children's Jumper, 894
- Circling, 139, 331, 365, 583, 649, 661-662, 668, 700,
848, 906, 949, 954-955, 1024, 1082, 1108-1109
- Class Specifications, 4, 41, 97, 99, 106, 109, 112, 115,
185, 198, 206, 210, 235, 237-241, 251-257, 259-265,

- 270, 273-274, 277-280, 311-316, 325, 327, 334-339, 343-345, 348, 350, 357-360, 363-365, 374, 377-378, 383-384, 389, 391-392, 394-395, 404-405, 411, 418-420, 423, 430, 435, 523, 628, 630, 641, 643-644, 646, 740-743, 746, 750-752, 756-759, 761-762, 765-767, 769, 779-780, 797-798, 803-805, 807-808, 810-813, 815, 818, 820, 825, 828, 831, 851, 853, 872, 874-875, 877-878, 886, 889, 893, 922-925, 928-929, 931-936, 939, 941, 943-944, 946, 958-959, 961-962, 967-969, 971, 973, 976, 978, 982-984, 986, 988-991, 1001, 1006-1007, 1009-1010, 1012-1013, 1018, 1042, 1046, 1053, 1055-1057, 1060, 1086, 1090, 1092, 1094-1098, 1101, 1103-1105, 1107-1110, 1112, 1145-1146, 1151, 1158, 1164, 1166, 1187-1188
- Classes, 5, 7-8, 10-15, 22, 24, 26-27, 30, 32-34, 37-39, 41-46, 51, 57-59, 68, 90, 92-93, 95-100, 102-108, 110-114, 117, 119-120, 126-134, 136-144, 146, 148, 150, 153-154, 156, 158-159, 161-163, 166, 168, 171, 174-179, 181-183, 185-189, 191-193, 195-199, 201-202, 205-210, 213-215, 218, 220-230, 233, 235, 237, 243-250, 252-256, 258-260, 262-265, 273-274, 277, 279-282, 286, 309, 311, 313-314, 317-318, 321-336, 338-339, 342-345, 347-357, 359-365, 367-368, 373-379, 381-383, 388-395, 397-398, 400-411, 418-421, 424, 430, 434-435, 437-438, 440, 446, 455-456, 459, 462-463, 481-489, 491, 493-494, 496, 498, 500-511, 516-534, 539-540, 543-544, 553, 559, 561, 588, 606, 608, 612, 626-644, 646-649, 651-663, 665-667, 685, 740-741, 745-746, 749-773, 775, 778-782, 785, 788, 797-799, 801-804, 806-828, 830-836, 838-859, 862-863, 867, 870-877, 881-904, 906-907, 909-913, 915-916, 922, 924-936, 939-947, 951, 956, 958-965, 967-982, 984, 987-995, 997-998, 1000-1010, 1012, 1017-1020, 1022-1024, 1026-1028, 1041-1042, 1044-1066, 1068-1074, 1078-1098, 1100-1105, 1107, 1109-1111, 1130-1135, 1137-1141, 1143-1144, 1147-1155, 1158, 1166-1168, 1176-1179, 1182-1184, 1186-1190
- Classes Offering \$25,000 Or More, 137, 166, 206, 882, 885, 889, 892, 895, 915-916
- Classic, 103, 164, 191, 196, 199, 221, 285, 311, 333, 391, 646, 651, 802, 806, 808, 810, 816, 824, 843, 845, 852-853, 857, 869-871, 923-924, 926, 928-929, 934-935, 945, 963, 965, 967, 974, 977, 990-991, 996, 1000-1001, 1003, 1006-1007, 1015, 1020, 1046-1047, 1062-1064, 1079-1080, 1090-1091, 1093, 1098-1100, 1102-1106, 1111
- Classic Country, 967, 974, 977, 1091, 1103
- Classic Fino, 990-991, 996, 1000-1001, 1003, 1006-1007, 1015, 1020
- Classic Pleasure, 196, 923, 926, 928-929, 934-935, 963, 977, 1099-1100, 1102-1103
- Classics, 96, 178-179, 191-192, 221, 633, 665, 806, 808, 810, 816, 828, 836, 848, 852-853, 857-858, 887, 965, 1062-1064, 1099
- Classification, 4, 13-14, 24, 32, 41, 110, 128, 150, 178, 189, 195, 218, 230-234, 299, 393, 396, 401, 455, 462, 479, 483-484, 489, 497, 501, 524, 534-537, 541-543, 547-548, 566, 576, 578-579, 584-586, 608-609, 614, 617-618, 621, 669, 675, 685, 687, 707, 781, 787-788, 895, 1018, 1118-1119, 1165, 1182
- Classifications, 13, 23-24, 41, 122, 128, 134, 136-138, 180, 188, 231, 783-784, 827, 834, 971, 1018, 1068, 1134, 1141, 1189
- Clients, 5, 8, 144, 207, 221-222, 404, 860
- Clinic Requirements, 146, 164
- Clinics, 8, 151, 162-165, 221-222, 225-226, 399
- Closing, 13, 78, 111-112, 117, 119, 141, 213, 215, 410, 517, 526, 608, 617, 636, 652, 667, 674-675, 738, 745, 791-792, 891, 916, 952, 1047, 1114, 1119
- Coach, 5, 7-8, 15, 19, 21, 53, 61, 72, 74, 78, 86-87, 98, 110, 113, 115-117, 120-121, 143-144, 154-156, 221-224, 228-229, 368, 402, 409, 436-437, 440-444, 502, 506, 640, 819, 822, 1116, 1167, 1182, 1184
- Coaching, 8, 81, 85-88, 116, 121, 132, 185, 221, 225, 227, 245, 322, 379, 395, 397, 403, 406, 435, 437-438, 440, 633, 651, 746, 772, 804, 817, 846, 926, 970, 1045, 1056, 1168
- Cobra Of Mares, 181, 237, 249
- Cobs, 11, 1132, 1136, 1138-1142
- Collection, 19, 51-54, 56-57, 61-62, 70, 113, 116, 118, 207, 209, 245, 264, 272, 280, 285, 319, 337, 345, 358, 396, 447-448, 450, 454, 457, 462, 464, 467-468, 473-480, 564, 674, 758-759, 765, 819, 821, 865, 973, 996, 1002-1003, 1007, 1009-1014, 1060, 1084, 1165, 1171, 1173-1175, 1186-1188
- Combination Classes, 314, 360, 394, 418
- Combinations, 185-186, 281, 283, 299, 309, 324, 350, 366, 368, 398, 418, 502, 516, 526, 546, 579, 612, 635, 644, 651, 699-700, 706, 713, 715-716, 793, 879, 881,

INDEX

- 892, 895, 899-900, 902-903, 911, 914, 920, 949, 962, 1127, 1152, 1155, 1183
- Combined Driving, 11, 14, 19, 21, 27, 65, 92, 110, 112, 122-123, 128, 132, 136-138, 141, 148-149, 186, 200, 214, 223, 228, 313, 321, 323, 351, 357, 392, 403, 405-406, 410, 429, 455, 459, 525, 535, 538-539, 541, 578, 589-591, 611-612, 959
- Combined Driving Course Designer, 122-123, 137-138, 148
- Combined Ownership, 14, 90, 100, 326, 387, 816, 1102, 1135, 1141
- Combined Sections, 839-840, 894
- Combined Tests, 669, 685-686
- Commencement, 5, 8, 779, 869, 902, 994, 1001, 1029
- Committee, 1, 9-10, 15-17, 20, 22, 24-26, 32, 39-40, 48, 51, 54-56, 61, 65, 69, 71-83, 85-88, 92, 94-97, 99-106, 108, 114, 117-119, 122, 125-126, 130, 134-138, 140-142, 144-158, 160-168, 176, 180, 193-196, 202, 205-208, 212-213, 215-217, 219-220, 222-223, 225, 228, 230-233, 244, 246, 319, 321-323, 326, 328-329, 331, 335, 365, 387, 389, 454, 464, 479, 497, 500, 503, 509, 517, 522-523, 537, 539-542, 545, 548, 551-552, 559, 579, 587-588, 590-593, 610, 613, 615-623, 631, 637-639, 643, 652-653, 656, 672-676, 678-680, 683-685, 687, 692-693, 707-709, 711-715, 718, 724, 727-728, 745, 786, 802, 804, 817, 825, 830, 847, 864, 867, 871, 883, 885, 887-891, 893, 897, 901, 908, 915-916, 928, 958-959, 993, 995, 1004, 1019-1020, 1054, 1074, 1079, 1095, 1108, 1118, 1123, 1150, 1167-1168, 1184
- Comparable Dates, 5, 8, 25, 41, 47, 86
- Competition, 1-2, 4-5, 7-15, 18-49, 51-54, 56-63, 65-70, 72-81, 85-86, 88, 90, 92-121, 125-148, 150-151, 153-162, 164-167, 169, 171, 173-180, 185-186, 188, 190-193, 196, 198, 200-201, 204-236, 242-248, 250, 255, 272-273, 278-279, 281-284, 295-296, 298-299, 306-311, 317, 319-324, 326-331, 333-335, 340, 346, 348-352, 354, 358-361, 363-364, 368, 371, 373-376, 379-380, 382, 384, 392, 397-405, 407-411, 413, 419-420, 426, 430-432, 437-438, 455-456, 462-464, 479-487, 489-491, 494, 497, 500-511, 516-520, 522-532, 537, 539, 541-543, 545-546, 549, 551-553, 556-557, 559, 561, 568, 570-571, 575-581, 584-586, 588-591, 593, 608, 610-624, 627-631, 633-642, 644, 646-647, 651-662, 665-666, 672-677, 679, 681-685, 687-689, 691-693, 696-700, 703, 705-716, 718-719, 721, 723, 744-747, 750, 755, 758-759, 761, 765, 772, 775, 777, 781-796, 799, 801-803, 806-809, 811-817, 820-822, 830-838, 840-842, 844-846, 849, 851-857, 859-880, 882-891, 893-895, 898, 900-904, 906-908, 912-916, 919, 925-929, 931, 933-934, 940-943, 945-948, 950, 952-963, 965, 970-972, 974-977, 981, 992, 994-995, 997, 1004, 1006-1008, 1017-1022, 1024-1028, 1043, 1045-1049, 1054-1056, 1058, 1064-1066, 1068-1071, 1073-1074, 1078-1082, 1085, 1087, 1089, 1092-1094, 1096-1100, 1102-1103, 1109, 1111, 1114-1116, 1118-1119, 1121, 1127, 1132-1134, 1137-1141, 1143-1144, 1147-1148, 1150, 1154, 1165, 1167-1168, 1176, 1179-1180, 1182-1185, 1187-1188
- Competition Management, 30-31, 53, 57, 101, 103, 107-108, 113-114, 116-119, 130, 134-135, 140, 142, 145, 171, 192, 204, 207-212, 216, 220, 229-230, 242, 247-248, 279, 281-282, 307, 309, 311, 317, 319, 322-323, 330-331, 333-334, 346, 352, 354, 358-359, 361, 363, 373, 376, 379, 392, 403, 462, 483, 485, 489, 497, 500, 502-504, 508-510, 517, 519-520, 524, 528-530, 532, 628, 631, 639-640, 642, 647, 651, 653, 661, 761, 772, 781-782, 786, 789, 791-792, 799, 802-803, 806-807, 813-814, 816, 820-821, 830-831, 835, 837-838, 840-841, 844, 846, 849, 854, 856, 859-860, 873, 875-877, 883, 898, 904, 925, 927, 929, 946, 958-960, 962-963, 970, 974, 992, 995, 1022, 1025-1028, 1048, 1054, 1056, 1058, 1093, 1098-1099, 1103, 1109, 1114, 1121, 1132, 1134, 1138, 1147, 1165, 1176, 1182-1183, 1185
- Competition Secretaries, 21, 214, 516, 527
- Competition Secretary, 19-20, 53, 60, 73-74, 116-117, 144, 175, 204-206, 208-209, 213, 220, 225-227, 229-230, 243, 327, 397, 484, 503, 505, 509, 522, 530, 684, 744, 840, 852, 908, 946, 992, 995, 1058, 1183
- Competition Standards, 23, 30, 41, 783-784, 787-788, 794, 875
- Competition Terminology, 5, 9
- Competition Veterinarian, 93, 106-107, 139, 141, 215, 244, 319, 463, 524-525, 531, 611, 638, 654, 792-793, 860-862, 864, 884, 947
- Competition Year, 5, 7-9, 11, 21, 28-29, 31, 36, 41, 65, 67, 69-70, 88, 125, 141, 144-146, 150-151, 162, 164, 169, 176-180, 185, 191, 201, 231, 273, 278, 281, 326-327, 374, 382, 384, 481, 484, 637, 641, 655, 658,

- 660, 775, 785, 789, 833, 860-861, 863-864, 866-867, 871-872, 883, 894, 946, 948, 950, 952-953, 955-956, 959, 965, 971, 997, 1017, 1026, 1089, 1167
- Competitions, 1, 4, 8-16, 19-42, 45-47, 51, 56-57, 65-67, 69, 72, 74, 76, 78, 81, 84, 86-108, 110-114, 117, 119-120, 126-129, 131-133, 135-138, 140-167, 170-171, 173-179, 181-191, 194-203, 205, 207-216, 219-221, 225-235, 243, 247, 263, 295, 307, 316-317, 321, 323, 326-328, 330, 335, 347-348, 350-351, 357, 363-365, 368, 374-375, 378, 390, 393, 395-399, 401-403, 405-407, 409-410, 425-427, 429, 437-438, 446, 451, 455-456, 460, 462, 464, 479, 481, 483, 485-488, 494, 500-501, 503-508, 510, 516-518, 524-527, 535, 537, 539-544, 554-555, 557, 559, 561, 573, 578, 585-586, 588-589, 594, 608, 610-612, 615, 617, 621, 630-631, 633, 636, 638, 641, 644, 651-653, 665, 667, 669, 672-673, 675, 677, 679-680, 684-685, 703, 707, 713-715, 723, 727-728, 744, 746, 758-759, 775, 781-797, 799, 801-803, 808-809, 811, 813-814, 816-817, 830-831, 833, 835-842, 844-845, 849, 852-860, 862-863, 865, 875-878, 883-887, 890, 893-899, 901-902, 904, 910-911, 916, 928, 945-947, 958, 962, 970, 991, 1018, 1022, 1026, 1043, 1046-1048, 1054-1055, 1068, 1089, 1114, 1118, 1132, 1138, 1150, 1165, 1167-1168, 1176-1177, 1179, 1182-1184, 1186
- Competitor, 5, 7, 9-10, 14, 22, 29-30, 46, 74, 93, 95, 100-104, 106-107, 111, 120, 134, 142-144, 148, 154-155, 157, 179, 186, 206, 208-209, 214, 218, 222-225, 227, 229-230, 232-235, 274, 277-278, 281, 298-300, 303-305, 308-310, 317, 321, 324-327, 329-330, 335-338, 340, 342-345, 348-351, 354-355, 357-360, 367, 375, 378, 382-383, 385, 397, 399, 407, 411, 413, 418, 420, 423-424, 426-434, 447, 451-456, 480, 483, 485, 487, 489, 497-507, 509, 516-517, 519, 526, 531, 545, 588, 611, 613, 615-623, 625, 628, 630, 633-635, 637, 639-640, 643, 645-646, 648, 650-655, 661-662, 664-667, 669, 672-679, 681-713, 715-716, 718-721, 723, 738, 747, 755, 761, 774, 779, 787, 804, 816-817, 831, 843, 846, 848-849, 851, 853-854, 884, 887-888, 890-891, 895-896, 898, 900-907, 909-915, 919-920, 927, 935, 939, 941, 947, 949, 951-952, 954, 960, 963, 979, 982-983, 989, 994, 1026, 1045, 1049, 1056, 1076, 1079, 1085-1086, 1113-1118, 1121, 1147-1148, 1168, 1178-1184, 1186
- Competitor Representative, 669
- Completion, 5, 8, 10, 31, 55, 59, 140, 164-165, 167, 192, 248, 283, 303, 352-353, 357, 365, 370-371, 385, 413, 425, 488, 497, 532, 541, 586, 617, 621, 625, 634, 643, 657, 668, 703, 706, 708, 712, 718, 752, 789, 795, 838, 843, 850, 863-864, 908, 910, 960, 1019, 1022, 1024, 1030-1032, 1034-1040, 1112, 1153, 1176, 1195, 1198, 1200
- Concours D'elegance, 185, 196, 394, 419
- Conduct, 4, 12, 28, 46-47, 61-62, 73, 82-83, 88, 90-108, 111, 120, 141-143, 176, 211, 218, 220, 226, 237, 247, 311-316, 318, 323, 330, 333, 335-338, 340, 343-346, 349-351, 357-361, 364-365, 373, 375, 380, 383-385, 393, 396, 398, 404, 463, 502, 524-525, 531, 550, 589-590, 616, 618, 629, 633, 642, 646-647, 651, 665, 682, 713, 715, 743, 770, 772, 789, 793-795, 797, 802, 828, 852, 855, 860, 873-874, 884, 904, 907, 924, 960, 967, 971, 991, 993, 1018-1019, 1100, 1145, 1147, 1150, 1152
- Conduct Of Classes, 313, 351, 463, 531
- Cones, 404, 414, 421-422, 425-428, 537-542, 544-545, 548-549, 552-558, 560, 568, 571, 578-582, 584-586, 591-592, 597, 603-610, 612, 813, 1000, 1017, 1106, 1189
- Confirmatory Analysis, 50, 54-55
- Conflict Of Interest, 75, 99, 134, 144, 206, 223, 537, 588, 590-593, 639, 683
- Conflicts Of Interest, 123, 143-145, 163, 399
- Conformation, 41-42, 154, 190, 192-193, 210, 235, 243, 247-250, 252, 254-255, 257, 263-265, 274, 278, 280-281, 322, 330, 332-334, 336-340, 343-344, 346, 349, 352-354, 357-359, 380, 383, 388-391, 444, 450, 477, 531-533, 628, 632, 649, 686, 740, 748-757, 761-766, 769-770, 772-773, 781, 797-802, 804-812, 815, 817, 820-822, 824-828, 832-833, 836, 840, 844, 846, 848-849, 851, 853-855, 857-859, 867, 872, 874, 878, 922, 925-929, 931-937, 939-941, 953, 960-964, 971-972, 974-979, 981-984, 987-990, 992, 995, 1001-1002, 1006, 1008-1009, 1042-1044, 1049-1050, 1054, 1056-1058, 1061-1065, 1068-1071, 1073-1074, 1079-1082, 1084, 1086, 1089-1090, 1092, 1094-1099, 1101-1105, 1110, 1112, 1130, 1132-1144, 1147, 1151, 1158, 1164, 1167, 1175
- Conformation Hunter, 41, 154, 190, 192-193, 391, 1138, 1143-1144

INDEX

Connemara, 11, 42, 100, 113, 123, 127, 131-132, 134, 149, 169, 185-186, 388-392

Continuing Education, 152, 165, 167-168

Cooperation, 30, 50, 52, 91, 107, 206, 479, 1176

Costume, 45, 99, 181, 183, 188-189, 240-241, 243, 263, 270, 280, 312, 344-345, 385, 392, 400, 419, 440, 451, 520, 526, 743, 746, 767-768, 778-779, 934, 958, 991, 999, 1002-1003, 1005-1008, 1010-1011, 1014-1015, 1017, 1028, 1068, 1086, 1091, 1111

Country English, 183, 250, 256-257, 263, 312, 323, 334-335, 337-339, 360-361, 373, 383-385, 387, 740, 755-756, 765, 770

Country English Pleasure, 183, 250, 256-257, 263, 312, 323, 334-335, 337-339, 360-361, 373, 384-385, 387, 740, 755-756, 765, 770

Country Pleasure, 13, 181, 183, 188, 197, 199, 239, 250, 261-265, 312, 314, 323, 330, 334, 359-361, 387, 652, 655, 742, 755, 765-766, 797, 802-803, 808-813, 824, 967, 971-972, 974-977, 991, 1010-1012, 1051, 1065-1066, 1068-1071, 1073, 1078-1079, 1085-1086, 1089-1091, 1093, 1097, 1100, 1103-1104

Country Pleasure Driving, 181, 183, 188, 199, 239, 250, 263-265, 314, 323, 330, 334, 359-361, 387, 742, 755, 765-766, 797, 802-803, 808-813, 967, 972, 975-977, 1089, 1091, 1097, 1100, 1103-1104

Course, 9, 86, 88, 103, 105, 110, 114, 122-123, 125-126, 128, 131-132, 137-139, 142, 144-146, 148-149, 152, 154-160, 193, 204, 206-207, 210, 226, 232, 300, 303-305, 310, 313, 315, 347-350, 361, 367-372, 379, 384-386, 391, 394-395, 398-399, 403-405, 408, 413-414, 418, 420-435, 438-439, 452-453, 497-498, 502, 536-537, 557-558, 565-567, 569-571, 573-588, 590-591, 593-594, 610, 612, 614, 616-621, 624-625, 629-631, 634-649, 667, 670, 676-679, 683-686, 688-696, 698-707, 709, 711-716, 761, 769-772, 796, 822, 827-828, 843, 845, 848-855, 859, 868-869, 875-877, 881-882, 885-886, 892-894, 896-902, 904-907, 909-916, 942, 947, 955, 962-963, 1000, 1014, 1017, 1074, 1105-1109, 1136-1137, 1142-1145, 1147-1148, 1151-1155, 1157, 1163, 1180, 1183, 1189-1190

Course Advisor, 122, 138, 152, 207, 670, 713

Course Designer, 86, 88, 110, 122-123, 128, 137-138, 144-146, 148, 152, 156-160, 204, 206-207, 226, 347, 367-368, 372, 403-404, 421, 431, 438, 570-571,

579-581, 584, 587-588, 590-591, 594, 636, 642, 647-648, 670, 679, 684, 698, 703, 707, 711-714, 796, 845, 855, 885, 897-898, 900, 902, 904, 913, 915, 1152, 1154-1155

Course Walk, 368, 394, 420, 580, 1152

Courses, 137, 142, 148, 152, 156, 159, 206-207, 209, 313, 347, 349-350, 368, 372, 384, 420-422, 431-432, 579, 590-591, 635-637, 640, 669-670, 676-677, 679, 692, 698, 711, 713-714, 716, 827, 836, 843-845, 855, 881-882, 887, 892-895, 897-899, 901-902, 912, 914, 923, 942, 962, 1108-1109, 1147, 1155

Credentials, 100-101, 220, 229, 674, 718, 992, 1054

Cross Entering, 797, 802, 929, 934, 1011, 1066, 1100

Cross Entries, 208, 250, 263, 323, 348, 360, 755, 765, 893-894, 915

Crossing Start Line, 909

Cruelty, 81, 85, 91, 105, 108, 138, 393, 396, 502-503, 550, 592, 831, 884, 957, 994, 1183

Curb Chains, 259, 342, 665, 768, 778, 936, 951-952, 988, 1004, 1023-1024, 1072, 1103, 1149, 1154, 1177

Cutting, 45, 128, 183, 196, 244, 306-307, 314, 321-322, 325, 342, 362, 365, 620, 745, 926, 962

Cutting Horse, 962

D

Dangerous Riding, 669, 678, 718

Dates, 3, 5, 8-9, 25-29, 33, 37, 39, 41, 46-47, 51, 76, 6, 103, 208, 213, 215, 228, 610, 641, 674, 783, 785, 789, 1019

Deduction, 303, 364, 367, 413, 475-476, 479, 497-498, 634, 688, 956, 1126-1127, 1166, 1174

Deductions, 87, 1113, 1117-1118, 1120, 1122-1123, 1125, 1127, 1153, 1190-1191

Definition, 106, 218, 220, 230, 232, 318, 389, 440, 442-446, 454, 517, 522, 550, 558, 562, 584-585, 612, 629-630, 685-686, 693, 706, 749, 818, 827-828, 834, 838, 840-842, 849, 857, 899-901, 906, 935, 965, 998, 1008, 1015, 1026, 1055, 1150

Definitions, 5-17, 111, 119, 230, 234-235, 315, 325-326, 363, 369, 373, 384, 393, 397, 424, 463, 483, 503, 528, 538, 610-612, 641, 670, 696, 718, 759, 783, 785, 787, 827, 830, 886, 890, 1145, 1152

Delay, 52, 90, 102, 104, 319, 346, 367, 371, 614, 618-619, 668, 696-697, 704, 709, 770-771, 856, 890, 994, 1014, 1024, 1107, 1147, 1151-1153, 1168, 1184

- Designated Area, 785, 1163
- Designated Competition Office Representative, 60, 141, 204, 207
- Designation, 19, 24-26, 41, 50-51, 58, 97, 111, 138, 176, 635, 724, 881, 885, 1026
- Development, 25, 299, 446, 464, 480, 533, 685, 687, 715, 748, 869, 871, 1027, 1120, 1122, 1167-1168
- Discipline, 4, 7, 9, 11, 14-16, 19-21, 24, 26-27, 31-33, 50-51, 57-58, 78, 93, 100-101, 111-113, 119, 125, 131, 134, 141, 144-146, 157, 160, 165, 171, 176, 178, 180, 184-186, 209, 211, 214, 230-231, 233-234, 267, 277-278, 282, 284, 324, 328, 380, 401, 483, 516-517, 610, 615, 618, 637, 639, 653, 685-686, 697, 715, 723, 745-746, 750, 757, 760, 771, 777, 781, 784, 788, 794, 801, 835-836, 891, 895, 926-927, 929, 946, 958, 1056, 1114, 1186
- Disobedience, 366-367, 370-371, 394, 423, 425, 427-428, 430, 452-453, 565-566, 580-581, 583-585, 587, 634, 668, 673, 695-701, 703-706, 843, 850, 882, 900, 902-903, 905-906, 909, 911-915, 944, 1025, 1 106, 1154, 1158, 1163, 1191
- Dispensation, 218, 230-234, 380, 479, 484, 486-487, 489, 497, 572, 650
- Dispensation Certificate, 218, 230-232, 479, 484, 4 86-487, 497, 650
- Dispensations, 218, 230, 343, 484, 1148
- Disqualification, 5, 9, 78, 85, 88, 107, 115, 139, 179-180, 216-217, 223, 243, 246-247, 273, 279, 321, 325, 374, 378-379, 385, 398-399, 401, 405, 408, 518, 542-544, 546, 549-550, 555-556, 559, 566, 577, 591, 617-619, 621, 637, 643, 666, 669, 675-677, 679, 681-682, 687, 712, 746, 772, 831, 880, 883-884, 888, 927, 986-987, 993, 1018, 1056, 1092, 1099, 1107, 1111
- District, 115, 174, 177-178, 180, 196-197, 970
- Dividing Classes, 90, 99, 323, 335, 839, 886, 893
- Division, 7-15, 24-25, 27, 34-37, 40-45, 51, 59, 65-67, 69-70, 92-93, 95-100, 103-104, 106-107, 110-113, 117, 126-133, 135-140, 142-145, 147-158, 160-164, 166-170, 176-180, 190-193, 195, 200-201, 210-211, 213, 215, 218, 220-222, 224-225, 227, 230, 234-235, 237-511, 516-727, 729-738, 740-916, 918-1066, 1068-1201
- Division Of Sections, 827, 838
- Divisions, 4, 13, 15, 24, 26, 30, 32-37, 41-42, 45, 51, 58-59, 65, 88, 93, 95-100, 104, 110, 113, 126-128, 130-132, 134-135, 137, 140, 143, 145, 147-150, 153-156, 161-163, 165, 169, 172, 174, 176-178, 182, 190, 200, 208, 210-211, 213-215, 221, 223-224, 226, 235, 277, 295-296, 324, 326, 328, 351, 363, 394, 398, 401, 409-411, 434, 438, 481, 504-505, 522-523, 526-527, 552, 653, 656-657, 665, 673, 680, 684, 703, 723, 771, 787, 799, 808-810, 838, 857, 859, 862-863, 872-874, 881, 885, 893, 943, 958-959, 971, 1003-1004, 1020, 1026, 1065, 1071, 1078-1079, 1081, 1092, 1099, 1101, 1118, 1121, 1137, 1142-1143, 1148, 1150, 1183
- DNA, 745
- DNA Testing, 745
- Dogs, 219, 398
- Doma Vaquera, 181, 242-243, 280, 282-283, 285
- Draft Breeds, 401
- Draft Harness, 1090-1091, 1097-1098, 1100, 1103-1105, 1130-1131, 1137, 1139, 1142-1143
- Draw, 206, 254-255, 308, 350, 361, 379, 559-561, 620, 643, 645, 647, 665, 673-675, 692, 757-760, 803, 888, 890, 916, 944, 952, 958, 975, 987-988, 1022, 1045, 1084, 1087, 1116, 1147
- Draw Reins, 254-255, 350, 643, 647, 665, 757-760, 803, 888, 916, 944, 975, 987-988, 1045, 1084, 1087
- Dress, 10, 90, 92, 232, 247, 252, 263, 268-269, 274, 328, 344, 377, 393, 395-396, 400, 406, 420, 431, 435, 440, 445, 447, 451, 462, 484-486, 498, 502, 523, 526, 531, 535, 548-549, 561, 565, 608, 614, 620, 627, 651, 669, 679-681, 690, 764-765, 767, 771, 779, 823, 847, 889, 956, 971, 974-975, 977-978, 1006, 1010-1011, 1028, 1056, 1062-1063, 1069-1071, 1078, 1082, 1092, 1095-1096, 1100, 1110, 1117, 1128, 1133, 1140
- Dress Requirements, 486, 971, 975, 977-978, 1056
- Dressage, 7-8, 10-14, 17, 19-21, 24, 26, 28, 33-34, 37-39, 41, 65-67, 88, 92-93, 95-104, 107, 110-111, 114, 117, 119, 122-124, 126-132, 134-136, 139-145, 149-151, 168, 170-171, 175, 177-179, 181, 183, 185-186, 188-189, 196, 200, 202, 205, 207, 210-216, 218, 220-222, 225-227, 229-230, 233, 238, 241, 243, 245, 254-258, 266-267, 271-273, 277, 280-282, 307, 313, 315-316, 321-325, 329-330, 334-335, 344-345, 350-352, 354-355, 367, 373-374, 376-379, 381, 383-384, 388, 392, 396-397, 400-401, 403, 407-408, 415-417, 435, 446-447, 449, 451-456, 458-460, 462-511, 516-534, 536, 538-542, 544-545, 547-549,

INDEX

553-561, 564, 566-567, 589, 591-596, 608-610, 612, 627, 630, 642, 669, 671-673, 676, 680-683, 685-690, 706-707, 711-713, 715-716, 718, 725, 727-729, 740-741, 743, 745-746, 749, 751, 757-761, 772, 775-777, 780-782, 823, 825, 924-927, 942, 944-947, 949, 956-965, 980, 983, 987, 1053, 1068, 1085-1087, 1165-1201

Dressage Derby, 255, 462, 521

Dressage Hack, 126-129, 181, 188-189, 238, 255-256, 741, 758-759, 1166, 1179, 1187-1188

Dressage Seat Equitation, 126-129, 315, 321, 324, 329, 374, 376-377, 383, 462, 481-482, 521, 630, 1166, 1179, 1188-1189, 1192-1201

Dressage Sport Horse Breeding, 12, 38, 66-67, 93, 110, 114, 123, 127, 131-132, 143, 150, 214, 222, 281-282, 463, 524-525, 527-528, 531

Dressage Technical Delegate, 136, 140-141, 150-151, 210-211, 504, 524-525, 527

Driven Dressage, 132, 185, 392, 396-397, 400, 403, 407, 446-447, 454-456, 459-460, 536, 538, 541, 559-561, 564, 566-567, 589, 591-596, 608-610, 612

Driving, 8, 11, 13-14, 19, 21-22, 24, 26-28, 43-44, 65, 67, 78, 88, 92, 99-101, 103-104, 107, 110, 112, 122-123, 126-129, 131-132, 136-139, 141, 143, 147-149, 169, 172, 178, 181, 183-189, 196-197, 199-201, 214, 222-223, 226-228, 230, 232-233, 239-241, 244-246, 250, 261-265, 280, 313-314, 321, 323-324, 326, 329-330, 334, 336, 351, 357-361, 387-388, 392-394, 396-397, 399-406, 408-414, 418, 420-421, 423-427, 429-430, 432-435, 438-439, 441-444, 446-448, 450-451, 455-456, 459, 465, 477, 488, 525, 535-613, 627-628, 741-742, 745, 755, 763-768, 780, 797, 802-803, 808-813, 818, 820, 822-823, 922-923, 925-927, 931-935, 940, 944, 958-959, 962-963, 965-967, 971-972, 975-977, 991, 993, 997, 1015, 1020, 1045, 1052, 1056, 1062, 1065, 1068-1071, 1080, 1083, 1089, 1091, 1097, 1100, 1102-1108, 1130-1133, 1135-1143, 1172

Driving Technical Delegate, 123, 136, 149, 403

Drug, 50-55, 57-59, 61-62, 85, 88, 98, 107, 209, 214, 527, 679, 788, 860, 863, 992-993

Drug Testing, 50-51, 53-55, 57, 62, 88, 98, 209, 860, 863

Drugs, 22, 26, 50-63, 69, 81-82, 98-99, 141-142, 206-207, 209, 319, 609, 866

Drugs And Medications, 26, 50-63, 69, 81-82, 141-142,

206-207, 209, 319, 609, 866

Dues, 18-21, 23, 28-29, 39-40, 45, 175, 213, 229

E

Effective Date, 18, 20, 33, 168, 175, 177, 785

Electronic Communication, 112, 245, 322, 397, 486, 558, 633, 651, 746, 804, 817, 846, 888, 926, 970, 1045, 1056, 1168

Eligibility, 7, 20, 25, 90, 95-96, 111, 114, 130, 135, 137, 148-149, 175-176, 180, 182, 184-187, 189-190, 194-195, 197-202, 218, 220, 222, 229-230, 233, 237, 243, 299, 311, 317, 326, 328, 335, 363, 378, 393, 401, 403, 503-504, 520, 529, 535, 543-545, 608, 614, 622, 626-627, 629-631, 641, 648, 655-656, 658, 683, 718-723, 740, 744, 789, 797-799, 803, 808-809, 811, 816, 827-828, 830-833, 854, 867, 869, 871, 881, 883, 886, 890-891, 922, 925, 947, 967, 970, 990, 992, 1001, 1017, 1020-1021, 1026, 1042-1043, 1050-1054, 1058, 1064, 1079, 1088, 1090, 1092, 1098, 1113, 1118, 1130, 1132, 1138, 1145, 1147, 1167, 1183

Eligibility To Compete, 7, 20, 175, 229, 237, 243, 311, 317, 328, 629, 631, 648, 655, 658, 740, 744, 827, 830, 833, 1167

Eligible Athletes, 160, 545

Elimination, 5, 10, 92, 106, 108, 217-218, 223, 225, 261, 270, 283, 303-306, 309, 311, 319, 324-325, 328, 330, 341, 346, 353, 371, 374, 376, 384, 398-402, 405-408, 420, 424-430, 432, 434-435, 437-439, 452-453, 462, 486, 488, 498-500, 502-503, 509, 518-519, 523, 541-544, 549-550, 552-558, 560, 565-566, 573-575, 577-578, 582-584, 586-587, 630-634, 638-640, 642, 647, 651-652, 654-655, 666, 668, 670, 673, 678, 680, 682, 687-692, 695-697, 701-706, 746-747, 778, 846, 849-850, 856, 870, 884, 888-891, 904, 906-907, 909, 911-915, 928, 935, 938, 955, 965, 1028, 1076, 1106-1109, 1113, 1115, 1118, 1127, 1136, 1142, 1150, 1152, 1159, 1165, 1178-1183, 1189-1190

Elimination Trials, 891

Employees, 12, 86-88, 114, 116, 120, 144, 204-205, 207, 210, 221, 223, 588

Endurance, 11, 15, 19, 21-22, 24, 26-27, 29, 88, 101, 110, 112, 126, 206, 214, 220, 222, 229-230, 351, 487, 614-625, 690, 714-715, 799, 957, 959

English Country Pleasure, 13, 1051, 1070

- English Pleasure, 11, 43, 127, 132, 134, 169, 181, 183, 187, 196-197, 237-238, 244, 250-258, 261-263, 277, 280, 312, 323, 328, 334-339, 345, 360-361, 373, 383-385, 387, 626-628, 740-741, 754-757, 761, 765, 770, 922, 926, 928, 932, 934, 941, 962, 967, 972, 974-977, 980, 1110, 1135-1136, 1141-1143
- English Pleasure - Dressage Suitability, 238, 255
- English Pleasure - Hunt Seat, 237, 254, 741, 757
- English Pleasure - Saddle Seat, 237, 252-253
- English Pleasure - Vintage Rider, 238, 257
- English Show Hack, 181, 183, 188-189, 238, 258-259, 312, 325, 335, 344-346, 373, 385, 741, 761, 968, 979
- English Show Pleasure, 1051, 1069
- Enrollment, 40, 123, 125, 128, 130, 135, 145-149, 153-164, 166-168, 628, 633, 651, 665
- Entering, 62, 92, 100, 108, 113-114, 120, 227, 246, 283-284, 304, 307, 310, 321, 328, 331-332, 346, 404, 436, 453, 490, 498-499, 521, 530, 558, 561, 566, 574, 586, 633, 657, 666, 672-673, 675, 683, 689-690, 706, 797, 802, 808-809, 811, 837-838, 840, 848, 856, 889, 904, 929, 934, 955, 998, 1011, 1014, 1016, 1020, 1029, 1066, 1068, 1081, 1093, 1100, 1104, 1116, 1127-1128, 1147, 1180-1181, 1187
- Entries, 11-13, 33, 41, 45-46, 53, 64-70, 77, 95-96, 107, 109-120, 127, 132, 134, 139, 168, 171, 173, 177-178, 181, 183, 191-192, 195, 204-205, 207-208, 211, 213-217, 222, 225-226, 235, 243, 247-250, 256-257, 259, 261, 263, 266, 270, 277, 279-281, 299-300, 304, 308, 320, 322-323, 325, 330, 333-335, 343, 348, 350, 352-354, 360-362, 365, 378, 380, 382-383, 385, 387, 389-390, 397-399, 401, 403-405, 407, 410-414, 418-421, 424-428, 432-434, 438, 447, 459, 463, 483, 502-505, 516-517, 526, 529-531, 533, 535, 545-548, 559, 608-610, 612, 614, 622, 627-628, 633, 635-638, 640, 642-644, 646-654, 656, 660, 665, 667, 669, 673-675, 738, 745, 750-752, 755, 761, 763-765, 769, 774, 780, 788, 790-795, 802-803, 808-813, 815, 818-826, 829, 836-842, 848-854, 856-858, 870-874, 878, 881, 887-888, 890-891, 893-896, 915, 925-926, 928-929, 931, 933-935, 944-949, 951, 954, 958-960, 962, 964-966, 971-972, 974, 976-978, 987-988, 992, 995, 999-1001, 1004, 1008-1009, 1011, 1013-1014, 1016-1018, 1022, 1026, 1044-1048, 1055-1058, 1061-1065, 1068-1073, 1076, 1078-1082, 1084-1085, 1087, 1092-1096, 1098-1101, 1103, 1105-1106, 1108, 1111-1112, 1114, 1119, 1138, 1147-1148, 1150, 1158, 1183
- Entry Blank, 8, 15, 27, 52-53, 110-118, 121, 141-142, 175, 177, 209, 213, 219-220, 247, 326, 530, 838, 840-842, 861, 867, 965, 1058
- Entry Fees, 68-69, 87, 93, 96, 103, 107, 109-111, 113, 116, 118, 225, 235, 244, 246, 321-322, 326, 456, 505, 620, 627, 745, 747, 808-809, 811, 820, 828, 831, 839, 856, 863, 865, 884, 915, 926-927, 958, 995, 1068, 1070-1071, 1078, 1080-1081, 1184
- Equine Canada, 13, 65-66, 127, 131, 133, 137, 145-146, 159, 227, 230, 524, 526, 636, 640, 644, 652, 667, 831-833, 859, 861, 946
- Equine Drugs And Medications, 50-63, 82, 141, 206, 209
- Equipment, 40, 52, 54, 87, 90, 92, 95, 99, 104-105, 116, 120, 140, 142, 158, 206, 211-212, 216, 222, 226, 230-235, 244, 259, 263, 266-267, 277, 284, 298, 307, 310, 322, 324-325, 328-329, 335, 341-342, 344, 347, 349-350, 358-359, 362-365, 371-372, 377, 384-385, 387, 392, 396, 398-399, 405, 407, 421, 443, 456, 462-463, 479, 484-486, 488-490, 500, 502-503, 509-510, 519-520, 523, 530-531, 536, 549, 554-555, 558, 572, 575, 608, 610, 612, 614, 619-620, 627-628, 635, 642-643, 649, 663, 665, 668, 679-680, 745, 749-750, 764, 767, 769, 777, 780-781, 786, 792, 795, 803, 808-809, 811, 818, 827, 843, 846, 848-850, 880-881, 884-888, 891, 898, 903, 909-910, 915-916, 928, 931, 933-936, 938-940, 942, 950-952, 955, 957-958, 963, 965, 968, 975-977, 981, 986-989, 1005, 1021-1026, 1028, 1045, 1052, 1056, 1062-1063, 1065, 1068-1072, 1074, 1076, 1078, 1080-1081, 1083-1085, 1087, 1089, 1092, 1098, 1100, 1103-1105, 1107-1110, 1113, 1115-1117, 1128, 1133, 1135-1137, 1139, 1141-1143, 1145, 1148-1151, 1153-1154, 1159, 1163-1165, 1178-1179, 1183, 1189-1190
- Equitation, 10, 92-93, 98-100, 102, 104, 107, 111, 113, 117, 122-124, 126-129, 131-134, 137, 140, 143, 153-156, 161-164, 169, 176, 179, 181-182, 188-190, 193, 198, 208, 215, 220-221, 223-226, 230, 240-244, 259, 273, 278, 280, 295-298, 307, 309-310, 315-316, 318, 321-325, 328-329, 335, 343, 348, 374-379, 382-383, 462, 480-482, 521-523, 629-669, 672, 685-686, 743, 745-746, 769, 775-778, 788, 830-833, 835-837, 842, 847, 855-856, 883, 893, 924-927, 936, 944-948, 951-952, 954, 958, 961, 963, 969, 971,

INDEX

- 976-977, 984, 990-991, 997-998, 1000, 1004-1005, 1015, 1072, 1091, 1110-1111, 1132, 1138, 1148, 1166, 1178-1179, 1186, 1188-1190, 1192-1201
- Equitation Classes, 10, 102, 111, 117, 126, 128-129, 156, 163, 179, 188-189, 193, 198, 208, 215, 244, 273, 328, 335, 348, 374-376, 382-383, 481, 521, 630-631, 633-636, 643-644, 648-649, 651-653, 663, 665, 667, 746, 775, 788, 830-833, 835-836, 842, 855, 883, 893, 924, 927, 944-945, 961, 963, 969, 971, 984, 1000, 1188-1189
- Evaluation, 23, 28-29, 46-47, 125, 142, 145, 147-152, 154-157, 160, 162, 164, 166-167, 210, 234, 250, 299, 331-332, 504, 623-624, 642, 685, 784, 1028, 1123
- Eventing, 7, 12, 17, 19, 21-22, 24, 26-28, 39, 88, 92, 96, 100-104, 107, 110, 112, 122-123, 126, 128-130, 132, 134, 136-137, 139, 141-144, 149-152, 177, 185-186, 205-207, 210-212, 214, 222-223, 225, 228, 313, 321, 324, 351, 357, 481-483, 669-738, 925-926, 959
- Eventing Course Designer, 152, 207
- Eventing Equitation Tests, 669, 685-686
- Examination, 51, 53-54, 72, 74, 105, 107, 114, 125, 145, 147-153, 158-159, 161-166, 168, 206, 232, 247, 503, 526, 536, 551-552, 614, 621-623, 638, 654-655, 707-708, 713, 715-716, 947, 993, 1094
- Exercising, 61, 82-83, 106, 557, 611-612, 669, 675-676, 683, 713, 715, 831
- Exhibition, 5, 10, 98, 106, 126, 134, 244, 267-268, 284, 309-310, 320, 462, 485, 526, 781, 831, 992-993, 1024, 1154
- Exhibitions, 10, 27, 45, 57, 110, 112, 1168
- Exhibitor, 1, 4-5, 7-8, 10, 12, 14-15, 19, 51, 53, 65, 68, 73, 85-86, 90, 92, 94-97, 99-100, 102-104, 106, 108, 110-111, 114-118, 120, 139-140, 142-144, 169, 172-177, 181-183, 188-190, 194-196, 198-199, 202, 207-208, 213, 217, 220-222, 225, 228-230, 240-241, 243-248, 252-256, 259-260, 264-265, 270, 272-277, 279-281, 285, 296, 298, 310-311, 317, 319-322, 324-330, 334-339, 343-345, 348, 350-352, 360-361, 363-364, 367-368, 370-371, 374, 376, 379-380, 382, 384, 404, 529, 627-628, 631-633, 637, 639-640, 648-649, 653-654, 680, 743, 745-746, 749-751, 753-775, 777-778, 781, 791-792, 795, 802-804, 806-819, 821, 830, 836-837, 840, 843, 846-847, 851-852, 859-860, 864, 867, 869, 883-884, 886, 888, 904, 910, 926-927, 929-935, 937, 939, 941, 943, 945-946, 952, 958, 960, 963-965, 970-972, 977-983, 988-989, 993-995, 997, 1001, 1005-1006, 1013-1015, 1018, 1022-1026, 1044-1047, 1049, 1054-1058, 1061-1065, 1068, 1073-1074, 1079, 1082, 1084-1086, 1088, 1093-1094, 1096-1100, 1102-1103, 1107, 1111-1112, 1132, 1135, 1138, 1141, 1147, 1150-1152, 1154, 1163, 1168, 1182, 1187-1189
- Exhibitors, 4, 12, 21, 46, 57-59, 66, 86, 92, 97, 100, 102-104, 106, 108, 111-113, 115, 120, 138-142, 144, 171-172, 176-177, 188-189, 195, 205, 208-209, 212, 214, 217, 220, 235, 244-245, 247-249, 255, 257, 262-263, 265, 270, 273, 278, 280, 283, 303, 309, 317, 322-323, 326-331, 334, 339, 343, 347, 351, 353-354, 358-359, 361, 363-364, 367, 374, 376-379, 382-384, 481, 485, 502, 521, 523, 527, 531, 628, 630-631, 633-634, 637-639, 648-652, 660, 663, 665-666, 746, 753-754, 756-757, 759-760, 763-764, 766, 768, 771, 775-781, 786, 792, 795, 799, 802-803, 806-810, 812, 815-816, 818-821, 830, 835-836, 841, 843, 846-852, 854, 856, 860-862, 883, 888-889, 891, 893-894, 902, 908, 910, 925-926, 929, 935, 940, 942, 946-956, 959, 961, 963-965, 970-972, 975-976, 978-979, 981-982, 987-988, 992, 997-1001, 1006-1009, 1011-1017, 1019, 1023, 1026-1028, 1044-1046, 1048-1049, 1054-1058, 1061-1062, 1064, 1068, 1083, 1085, 1087-1088, 1090, 1093, 1095-1096, 1100, 1103, 1132-1133, 1136, 1138, 1142-1144, 1147-1148, 1152, 1167-1168, 1183-1184, 1189
- F**
- Facilities, 25, 46, 57, 204, 215-216, 510, 590, 609, 783-784, 786-787, 795, 1113, 1116
- Fall, 41, 76, 107, 179, 230, 234, 284, 307, 310, 325, 341-342, 371, 385, 490, 499, 502, 517, 561, 619, 631, 634, 652, 655, 663, 668, 674, 678-679, 689-690, 693, 696-697, 699-702, 705-706, 713, 747, 761, 768, 784, 850, 879, 899, 903, 906, 909, 911, 914, 919, 935, 938, 944-945, 950, 953, 994, 999, 1016, 1018, 1024, 1073, 1076, 1098, 1111, 1117, 1120-1124, 1147, 1150, 1153, 1159, 1178, 1181, 1183, 1190
- Falls, 5, 10, 91, 107, 146, 150, 244, 270, 280, 305, 311, 325, 441, 443, 579, 673-674, 696-698, 701-702, 704, 740, 747, 778, 882, 903, 905-906, 983, 1060, 1116, 1120-1123, 1126, 1145, 1150, 1170
- Family, 5, 8, 11, 14, 85-86, 94, 134, 143-145, 163, 173-175, 205-207, 221-224, 226-227, 326-327, 368,

- 392, 403-404, 438, 446, 502, 506, 529, 588, 711, 835,
838, 841, 860, 886, 893, 927, 1150, 1182, 1184
- Fancy Turnout, 1090, 1095-1096
- Fantasy Costume, 181, 240, 243, 270, 280, 743, 779
- Farrier, 9, 104, 204, 207, 213, 216, 226, 324, 569, 787,
796, 1020, 1044, 1048
- Fault, 214, 258, 271, 284, 305, 310, 325, 332, 346, 395,
423-424, 427, 429-430, 448, 479, 497, 537, 562-563,
568, 578, 584-586, 642, 688, 691, 696-697, 701, 705,
762, 770-771, 824, 848-849, 899, 903-907, 909,
911-912, 915, 952, 956, 980, 1029, 1105-1106, 1109,
1168, 1171, 1174
- Fault And Out Classes, 903-904, 907, 909, 911
- Fault Competition, 430, 537, 568, 578, 584-586
- Fault Competitions, 395, 429
- Faults, 206, 214, 257, 271, 274, 305, 313, 315, 336,
341, 349, 352, 358, 376, 382, 425-427, 429-430,
438-439, 448-449, 469, 477, 533, 578, 634, 642, 645,
666, 668, 670-671, 687, 695-696, 700, 703-704, 707,
709, 717, 730-738, 743, 761, 774, 822, 824, 826, 828,
848-850, 882, 890, 895, 899-900, 902-903, 905-907,
909-915, 923, 938, 944, 955, 964, 986-987,
1001-1002, 1022, 1076, 1082, 1106, 1108-1109, 1112,
1138, 1143-1144, 1146, 1157-1159, 1164-1165, 1171
- Faults Converted Into Seconds, 882, 912, 914
- Fees, 8, 18-23, 27-29, 39, 54-57, 68-70, 76, 81, 87-88,
93, 96, 98-99, 103, 107, 109-111, 113, 115-118, 120,
122, 126, 128, 157, 172-175, 190, 194-195, 208-211,
213-214, 219, 221, 224-225, 235, 244, 246, 321-322,
326, 456, 505-506, 516, 527, 530, 612, 615, 620, 627,
640, 662, 674-675, 745, 747, 788, 808-809, 811, 820,
828-829, 831, 836, 839, 856, 861, 863, 865, 881, 884,
887, 915-916, 926-927, 947, 958, 995, 997,
1018-1019, 1054, 1068, 1070-1071, 1078, 1080-1081,
1167-1168, 1184
- FEI, 13-17, 20-22, 24, 27-28, 32-33, 47, 52, 56-58,
60-62, 72, 80-81, 97, 100-101, 111-113, 120, 125-129,
131-133, 137-138, 141, 145-146, 148-150, 152,
158-160, 162, 166-167, 169, 172-173, 183, 206, 211,
214, 230-234, 324, 350, 455, 460, 464, 479-487, 489,
492-494, 497-498, 500, 502-504, 506-507, 509, 516,
518-520, 527, 537, 539-540, 542, 544-546, 548,
550-552, 555, 559, 561, 568, 579, 587-597, 603,
606-610, 612, 615, 621, 635-636, 672, 688, 707,
710-711, 714, 718-723, 727-728, 845, 855, 882, 885,
888, 898, 913, 915-916, 1027, 1114, 1117, 122-1123, 1127
- FEI Championships, 545
- FEI Classes, 111, 141, 485, 882, 916
- FEI Discipline, 14
- Figures, 234, 396, 450, 455, 462, 470, 564-565, 649,
658, 662, 715, 775-776, 949, 954-955, 1165, 1172,
1186-1187, 1189
- Fine Harness, 13, 188, 197, 199, 741, 755, 763, 765,
967, 970, 972-973, 977, 1050, 1056, 1058-1059,
1061-1062, 1064-1065, 1069, 1079, 1081-1082, 1089,
1097, 1103, 1130, 1136-1137, 1142
- Fines, 39, 118, 141, 208-209, 319, 784
- First Pony, 1130, 1138-1139
- First Round, 103, 214, 347, 584, 639, 843, 852-853,
856, 877, 889-890, 898, 902-904, 910-913, 963
- Five-gaited, 13, 99, 197, 199, 661, 970, 972-973,
975-976, 1050, 1056, 1059, 1062-1063, 1065-1066,
1069-1071, 1079, 1081-1082, 1089
- Flags, 270, 303-304, 487, 569-571, 573-576, 578,
617-618, 639, 642, 670, 676-677, 691-694, 697,
699-702, 705, 709, 778, 879, 884, 898, 901, 913-914,
919
- Forbidden Substance, 53-54, 56, 58-60, 85
- Foreign, 22, 90, 100-101, 107, 127, 131-132, 146, 149,
158, 227, 229-230, 244, 246, 282, 317, 320-321, 401,
403, 438, 455, 497, 506, 527, 542, 545-546, 552, 560,
588, 590, 592, 594, 706, 745, 875, 877-878, 992-993,
1070-1071, 1078, 1080, 1114
- Foreign Competitors, 22, 101, 229-230, 1114
- Formal Combination, 183, 360, 1090, 1098
- Formal Driving, 181, 183, 239, 250, 262-263, 314, 330,
334, 357-358, 360, 1130-1131, 1136, 1142
- Formal Pleasure, 1090-1091, 1097, 1103
- Formal Pleasure Driving To Viceroy, 1091, 1103
- Formal Saddle Horse, 237, 251-252, 256-257, 277
- Format, 214, 279, 300, 395, 436, 501, 532, 539-540,
544, 646, 772, 856, 1113, 1116, 1182
- Freestyle, 98, 181, 271, 283, 285, 350-351, 394, 413,
462, 474, 479-482, 484-485, 497-500, 502, 505,
507-509, 516, 518-520, 526, 958, 1021-1023,
1027-1028, 1113-1118, 1120-1123, 1125-1129, 1166,
1180-1182, 1186-1187
- Friesian, 7, 10-11, 13-14, 24, 34, 93, 96-97, 113, 117,
123, 127, 129, 131-132, 134-135, 144, 152-153, 169,
176-179, 187-189, 210, 226, 504, 740-782

Futurities, 96, 221, 317, 804, 1057, 1151, 1158

G

Gait Requirements, 626-627, 741, 763, 940, 967-968, 975-979, 981, 1042-1043, 1050-1053, 1061-1063, 1065, 1069-1070, 1073, 1078, 1080, 1084-1085, 1087

Gaits, 14, 95, 99, 237-242, 248-265, 270-271, 273, 277-280, 284, 296, 300, 311-314, 316, 327, 334-341, 343-346, 352, 354, 356-360, 366-367, 376, 383, 394, 401, 408-409, 411-414, 419, 428, 434-435, 453-454, 464-465, 469, 473, 477-478, 480-481, 500, 519, 533, 617, 624, 628, 636, 652, 661, 667-668, 715, 740-743, 751, 753-769, 779-781, 801, 803-804, 806, 813, 815-816, 818, 822-824, 922, 924-925, 929-930, 932, 935, 938-939, 944, 960-961, 967-969, 971-972, 975-984, 986-988, 990-991, 994-1003, 1006-1017, 1044, 1049-1050, 1053, 1055, 1057, 1059, 1061-1065, 1069-1070, 1076, 1079, 1084-1088, 1103, 1107-1108, 1111, 1117, 1127, 1130-1131, 1135-1136, 1141-1142, 1152, 1158-1160, 1165-1168, 1170-1175, 1181, 1186-1189, 1191-1198, 1200

Gender, 5, 11, 188-189, 296, 398, 410, 1020

General, 4, 14-17, 23, 26, 32, 40-41, 62, 64-65, 69, 71-72, 80-81, 84-85, 88, 91, 100, 104, 109, 116, 120, 122-123, 126, 128, 134, 136-138, 145, 161-162, 164, 169, 174-175, 180, 204, 208, 218-219, 237-243, 246-247, 249-265, 269-270, 273-274, 277-282, 295, 299-300, 303-305, 309, 311, 313-317, 321, 334-335, 341, 351, 357, 362-365, 367, 370, 372-373, 379, 384-385, 388-389, 393-397, 400, 404, 413-419, 430, 434, 437, 444-448, 454-456, 462-464, 467-468, 479, 483, 500-501, 503, 527, 530-531, 533, 535-537, 539-540, 544-546, 550-553, 561, 563-567, 578, 589, 592-593, 615-620, 623-624, 626-629, 631, 648-650, 656, 662, 668-669, 672-673, 676-677, 684, 693, 696, 707, 711, 713-714, 740-744, 747-761, 763-766, 768-772, 775, 778, 780-781, 784-785, 797-799, 802, 804, 806, 808-810, 812-813, 817-818, 820, 822, 825, 827-829, 838, 843, 848, 852-854, 859, 866, 872, 881-883, 889, 892, 894, 900, 903, 922-925, 929-935, 938-942, 944, 948, 950, 953, 958-960, 962, 967-972, 974, 977, 979, 981-983, 986-988, 990, 992-994, 997, 1014-1015, 1021-1022, 1026, 1028, 1042-1044, 1046, 1050-1055, 1059, 1061-1063, 1065, 1069-1071, 1076, 1078, 1081, 1084-1088, 1090, 1092-1093, 1096,

1098-1100, 1109, 1113-1114, 1117, 1120, 1122-1123, 1127-1135, 1137, 1139-1141, 1143-1145, 1147, 1150, 1158-1159, 1165-1166, 1169-1171, 1176, 1182, 1186-1188

General Conditions, 109, 120, 539, 1026

General Regulations, 80-81, 100, 456, 463-464, 527, 540, 546, 552, 589, 592-593, 615-617, 707

Get Of Sire, 96, 181, 237, 249, 311, 333, 354, 357, 529-530, 740, 750-751, 753, 826, 874, 929, 967, 974, 1081, 1094, 1102, 1135, 1141

Gold Medal Movement, 237, 249

Golden American Saddlebred, 988, 1084

Governing, 26, 118, 123, 125, 138, 140, 177, 210, 218, 220, 265, 277, 281, 347-350, 360, 375, 446, 462, 464, 531, 637-638, 653

Grand National Championship Show, 991, 997-998, 1019-1020

Green, 41-42, 94, 119, 181, 183, 186, 190, 192-193, 196, 241, 243-244, 267-268, 278, 280, 284, 339, 347-349, 374, 391, 451, 460, 572, 576, 631-632, 639-640, 644, 650, 693, 715, 781, 827-829, 831-836, 838-840, 842-844, 847, 849, 851-854, 856-859, 867, 875-878, 941, 943, 949, 959, 1027, 1132, 1145, 1151-1152, 1158

Green Cow Horse, 1145, 1151

Green Pleasure Horse, 1145, 1158

Green Reinstatement, 832-833, 877

Green Status, 827, 831-834

Green Trail Horse, 374, 1145, 1152

Green Working Hunter, 192-193, 348, 391, 839

Groom, 7, 226, 261, 393, 397, 399-400, 405, 407-408, 418, 420, 425, 428, 430, 432, 435-436, 438, 441-442, 444-445, 452-453, 490, 543-544, 549, 556-558, 561, 565-566, 571, 573-575, 577-578, 582-583, 586-587, 609-610, 612-613, 676, 702, 709, 820, 1106

Grooms, 45, 52, 261-262, 393, 398, 400, 402, 405-408, 418-419, 432, 436-437, 440-441, 443-444, 451-453, 455, 502, 517-518, 535, 543-544, 548-549, 553-554, 556-558, 565, 573-575, 577, 582-583, 590, 609-612, 623, 823, 1015

Ground Jury, 104, 142, 144, 223, 396, 455, 497, 503, 505, 537, 542, 545-546, 548, 550-556, 558-559, 561, 565, 567, 570-576, 579-584, 587-593, 610-611, 670, 672, 674-685, 687-692, 696-708, 711-713, 715, 912, 1022, 1118

Guest, 88, 122, 126-128, 130-133, 136-138, 140, 144,
155, 210, 282, 403, 438, 455, 527, 589-591, 638, 643,
656, 711

Guest Combined Driving Course Designer, 122, 138

Guest Judge, 88, 122, 127, 130, 132-133, 403, 438, 455

Gymkhana, 183, 316, 322-323, 325, 385, 392

H

Hack, 92, 126-129, 181, 183, 188-189, 196-197, 238,
255-259, 312-313, 321, 324-325, 328-330, 334-335,
339, 344-346, 348, 351-352, 354-355, 357, 373, 381,
385, 391, 741, 745, 747, 758-762, 828, 835, 846, 848,
851-852, 854-855, 867, 941, 943, 962, 968, 971-972,
976-977, 979-980, 1085-1086, 1166, 1179, 1186-1188

Hackamore, 259, 340-342, 344, 362-365, 371, 373, 385,
627, 663, 665, 768-769, 936, 959, 984, 1005,
1022-1024, 1069-1070, 1072, 1076, 1080, 1145,
1147-1151, 1153, 1158-1159, 1176-1177

Hackamores, 259, 350, 373, 555, 643, 665, 681-682,
768, 778, 936, 944, 951-952, 984, 1010, 1072-1074,
1148, 1176-1178

Hackney, 13, 24, 29, 34, 66-67, 69-70, 93, 95-96, 113,
123, 127, 132, 134-135, 144, 153, 161-163, 169, 176,
178-179, 189-190, 198, 213, 221, 226, 229, 797-826,
1043, 1049, 1092

Hackney Horses, 229, 798, 816, 818-819, 821-822

Hackney Roadster Pony, 189-190, 198, 803, 814-816

Half-andalusian, 181, 240, 242-243, 247, 270, 273, 280,
282

Half-halt, 396, 449, 462, 465, 469, 476-477, 1174

Half-pass, 271-273, 470, 473-475, 520, 1173-1174, 1187

Half-pirouette, 272, 462, 475-476, 519

Halt, 253, 255, 257-258, 270, 272, 285, 296-297, 299,
304, 337, 346, 372, 377, 384-385, 396, 408, 413,
415-417, 421, 423, 426, 432, 438, 447-449, 452-453,
457, 460, 462, 464-465, 469, 476-477, 497, 519, 523,
562, 572, 576, 582-583, 587, 616, 618-619, 623, 634,
649, 661-662, 692, 696-697, 701-702, 708-709, 711,
715-716, 756, 761, 775-776, 778, 811-812, 869, 906,
949-950, 952, 954-955, 957, 962, 976-977, 980,
987-988, 999-1000, 1006, 1013, 1016-1017, 1070,
1073, 1076, 1078-1080, 1084, 1098, 1102, 1105,
1110, 1137, 1142, 1165, 1172, 1174, 1186,
1192-1193, 1195-1199

Halter, 8, 93, 143, 181, 222, 228, 237, 243, 246,

248-250, 274, 279, 282, 330, 333-334, 354-355, 373,
379, 381, 384, 390, 431, 441-442, 488, 525, 530, 746,
751, 771-773, 777-778, 781, 825, 873-874, 960, 964,
967, 974, 976-977, 998, 1001-1002, 1044, 1048, 1068,
1081-1082, 1090-1091, 1093-1094, 1100-1102,
1107-1112, 1134, 1140-1141, 1180

Halter Classes, 93, 237, 246, 248, 274, 773, 967, 974,
1090, 1093-1094, 1102

Halter Obstacle, 1091, 1107

Hand, 5, 7-8, 11, 13-14, 59, 68, 74, 90, 95-97, 99-100,
108, 113-116, 121, 131, 178, 181-183, 185-186,
188-189, 195-196, 201, 211, 214, 216, 232, 240-241,
244-245, 247-250, 253-255, 257-260, 268, 270,
273-274, 279, 281-282, 284, 296, 298-299, 303, 307,
310-311, 313, 315, 317-318, 321-324, 328, 330-334,
337-346, 348-349, 351-354, 356-357, 364-365,
367-369, 371-374, 380, 388-392, 395, 399-402,
405-407, 409-410, 413-414, 418-423, 432, 435-437,
440-444, 446-455, 459-460, 464-466, 469-470, 472,
477-479, 486, 488-490, 497-498, 501, 509, 526,
528-529, 531-533, 535, 539-541, 543, 546-549,
553-557, 559, 561-564, 569, 580-581, 584-585,
597-601, 603-605, 610, 612-613, 624, 627-628,
631-632, 639-640, 644, 649-650, 655-656, 662-666,
668, 676, 678, 682, 686, 688, 691, 694, 702, 707, 740,
742-743, 745-746, 748-754, 756-757, 760-762, 764,
767-773, 775-776, 778, 780-781, 786, 801-802, 804,
808-810, 812-813, 817, 819, 821-822, 825, 833-838,
843, 845, 851-852, 854, 867, 869, 873, 884, 894, 922,
924, 926, 928-936, 938-939, 942-945, 948, 950-956,
959-960, 962-964, 967, 971, 974, 979-981, 983-984,
987-989, 996, 998-999, 1002-1003, 1010-1011,
1013-1014, 1016, 1023-1025, 1027-1028, 1045, 1048,
1051-1052, 1054-1056, 1058, 1060, 1063-1066, 1068,
1072-1074, 1076, 1078-1082, 1088-1089, 1092-1093,
1095-1096, 1098, 1105, 1107-1112, 1115, 1124, 1126,
1132-1134, 1136-1138, 1140-1141, 1143-1144, 1147,
1150-1151, 1153, 1158-1160, 1171-1173, 1175-1178,
1180, 1182, 1188, 1190

Handler, 7-9, 12-15, 19, 21, 45, 52, 67, 73, 77-78, 85,
93, 99, 110, 113, 115-118, 120-121, 139, 141-144,
154-155, 205, 212-214, 220-224, 228, 244, 247-249,
270, 272-274, 279, 282, 319, 322, 326, 330-333,
352-353, 355, 367, 369-370, 372, 379-382, 488,
527-533, 551, 623, 744, 749-752, 771-774, 777-778,

INDEX

- 801, 804, 813, 817, 826-827, 830, 848-850, 862, 864, 929, 959-960, 964, 966, 970, 974, 992, 1002, 1015, 1054-1055, 1068, 1081-1083, 1100-1101, 1107, 1109, 1 112, 1133, 1140, 1167
- Handy Class, 942
- Harness, 13, 92, 134, 153, 188-189, 196-197, 199, 259, 263-265, 328-329, 358-361, 381, 384, 393, 398-399, 401-403, 405-408, 411-419, 425, 427, 430, 433, 435-437, 441-447, 451, 453, 455-456, 485, 531, 536, 548-550, 552-556, 558-559, 561, 565, 570, 573, 575, 583, 592, 610-613, 620, 627, 665, 680-681, 696, 741, 755, 763-768, 777-778, 780, 797-799, 801-803, 806-813, 815-816, 819-823, 922, 926-928, 931-932, 939-940, 944, 948, 954, 962-963, 967, 970, 972-973, 975-978, 981, 1015, 1045, 1049-1050, 1055-1056, 1058-1059, 1061-1065, 1069-1072, 1078-1082, 1085, 1089-1091, 1093, 1095-1098, 1100, 1103-1107, 1111-1112, 1130-1131, 1136-1137, 1139, 1142-1143
- Haunches, 245, 271-272, 285-286, 289, 292, 296, 298, 376, 448, 450-454, 457, 462, 469-470, 473, 475-477, 564, 635, 642, 649, 716, 776-777, 952, 955-956, 1165, 1172-1174, 1198, 1200
- Headers, 262, 278, 326, 330, 358-359, 383, 652, 660, 764, 766, 780, 927, 931, 933-934, 940, 965, 1044, 1047, 1051, 1069, 1071, 1073, 1093, 1100, 1102, 1104-1105, 1109, 1112
- Headgear, 92, 111, 244, 250, 256-257, 259, 263, 267-269, 277-278, 299, 311, 328-329, 336-339, 345, 348, 355, 377, 381, 384-385, 397, 399-400, 406-408, 418-419, 435, 484-486, 502-503, 523, 526, 530-531, 549, 577, 612-613, 620, 627, 632, 635, 650, 664, 679-681, 692, 696, 702, 705, 746, 756, 758-760, 762, 765, 769, 777-778, 780-781, 812-814, 846, 889, 927, 931-932, 934, 936, 939-940, 942, 945, 948-949, 951-952, 954, 958, 961-962, 965, 975, 978, 981-983, 997-998, 1000, 1002, 1004, 1006-1008, 1010-1012, 1014, 1022, 1025, 1044-1047, 1049, 1069-1070, 1072, 1078, 1080, 1085-1087, 1092, 1096, 1100, 1104, 1109, 1111, 1133, 1140, 1148, 1179
- Hearing, 10, 20, 25, 39-40, 48, 54-56, 58, 61, 71-83, 85-88, 101-102, 106, 108, 114, 118, 125-126, 130, 135, 165, 180, 208, 213, 215-217, 219, 228, 232, 245-246, 319, 321-322, 497, 683-684, 746, 786, 860-862, 890, 926, 970, 993, 995, 1045, 1054, 1056, 1132, 1138, 1168
- Hearings, 71-72, 75, 77-79, 205, 218, 232
- Heel, 64-69, 93, 106, 268-269, 298, 320-321, 329, 435, 478, 486, 490, 620, 632, 650, 663-664, 668, 747-748, 800-801, 814, 825, 847, 926, 934, 945, 951, 953, 996, 998, 1016, 1048, 1055, 1070-1071, 1078, 1080, 1098-1100, 1104, 1175, 1189
- Height, 11, 13, 64-66, 68-70, 73, 95, 97, 108, 113-114, 193, 208, 210, 245, 250, 267-268, 279, 305, 313, 318, 320, 347-350, 368-369, 379-380, 384, 391, 401, 409, 422, 476-477, 486, 491, 524-525, 536, 549, 556, 571, 579, 611-612, 630, 638-642, 644, 646-647, 649, 673-674, 676, 683, 686, 695-696, 699-700, 717-719, 721, 738, 744, 747, 749, 782, 786, 797, 801, 803, 814, 816-817, 819, 821, 827, 829, 831-834, 836-837, 839-845, 850-851, 853-855, 858-859, 861-865, 867-868, 873, 878-880, 885-887, 890-902, 906-907, 911-912, 914, 916, 919-920, 923, 942-943, 948, 952, 955-956, 971, 979, 994, 998, 1004, 1016, 1043, 1048-1049, 1054, 1063, 1068, 1084, 1089-1090, 1092-1093, 1099, 1101, 1107-1109, 1116, 1120, 1122-1123, 1130, 1132, 1135, 1137-1138, 1143, 1147, 1155-1156, 1169, 1171
- Helmet, 93, 298, 329, 381, 485, 531, 620, 680, 757, 760, 888
- Heritage Driving, 923, 944
- High Performance, 11, 18, 21-22, 33, 41-42, 100, 136, 160, 190-193, 481, 483, 485-490, 494, 496, 498-499, 503, 505, 507, 510, 518-519, 638, 643, 645, 827-828, 834, 838-839, 844, 849, 851, 854-858, 878, 892, 895, 897-898, 916
- High Performance Working Hunter, 192-193, 838-839, 855-858
- Hoof, 67-68, 93, 106, 243, 246, 320-322, 330, 353, 366, 372, 381-382, 431, 434, 441, 465, 488, 559, 740, 746-748, 753-754, 773, 865, 900, 926, 942, 964, 970, 996, 1002, 1020, 1044, 1048, 1106, 1133
- Hors De Concours, 90, 100, 143, 205, 222-223, 281, 398, 401, 404, 419, 483-484, 527
- Horse, 5, 7-17, 19, 21-22, 24, 26-27, 29-30, 34, 38-39, 41-42, 45, 51-54, 56-62, 66-67, 69-70, 73, 76, 80-81, 85-88, 90-93, 95-108, 110-120, 123, 127-129, 131-136, 138-140, 142-144, 150, 152-155, 157, 161-163, 169-181, 183-186, 188-202, 206-208, 211-217, 219-229, 232, 235, 237, 240-267, 270-275, 277-285, 295-296, 299-300, 303-311, 313-385, 387,

- 389-391, 393-395, 397-399, 401-414, 418-421, 423, 429-438, 441-457, 460, 462-490, 493, 497-509, 516-536, 539-540, 542-559, 561-579, 581, 583-585, 587-590, 592, 597-604, 609-625, 627-628, 630-638, 640, 643-647, 649-702, 704-716, 718-724, 738, 740, 744-793, 795-796, 798-799, 801, 803-804, 812-813, 816-827, 830-844, 846, 848-856, 858-867, 869-881, 883-884, 886, 888-896, 900-901, 903-907, 909-916, 919-920, 922, 924-990, 992-1048, 1050, 1054-1066, 1068-1074, 1076, 1078-1089, 1092, 1106, 1111-1118, 1120-1129, 1143-1145, 1147-1156, 1158-1160, 1164-1165, 1167-1191, 1200
- Horse Identification Number, 169, 171
- Horse Of The Year, 12, 19, 24, 41-42, 56, 69-70, 95, 98, 103, 119, 142, 169, 171, 173-180, 190, 192-198, 200-202, 323, 391, 628, 834-835, 837, 840-841, 843, 852, 854-855, 863, 865-866, 872-875, 877-879, 883, 893-894, 941
- Horse Recording, 171-172, 175, 177, 208, 516-517, 622, 881, 883
- Horse Trials, 27, 112, 142, 152, 207, 225, 669-674, 680-681, 685-687, 709, 711-716, 718-719
- Horse Use, 143, 1113-1114
- Horse Welfare, 616, 827, 831, 881, 884
- Horsemanship, 143, 187, 198, 315, 325, 374-376, 378-379, 567, 628-630, 640, 649, 653, 655-656, 661-662, 666, 668, 945, 958, 990-991, 1000, 1004-1005, 1017, 1074, 1111
- HOTY, 45, 120, 175, 191-195, 390-391, 411, 628, 851, 853, 872-874, 893-894, 896
- Hunt Seat, 181, 237-238, 240, 250, 254, 256-257, 261-262, 273, 277, 280, 325, 328, 741, 756-757, 770, 776, 781, 974
- Hunter, 9-10, 13, 25, 27, 29, 33-37, 41-45, 65, 91-92, 95, 97-100, 102-105, 107, 110-111, 113, 122-123, 126-129, 131-134, 137, 139, 143, 153-158, 160, 164, 166-167, 169, 176-179, 181, 183, 185-188, 190-197, 199-201, 205-208, 210-213, 215, 220-221, 223-226, 229-230, 238, 244, 257-258, 265, 282, 312-313, 315, 321-325, 328-330, 333-334, 338-340, 344-352, 354-355, 373, 375, 378-379, 381, 383-385, 388, 391, 394, 418, 434, 627-640, 643-648, 652, 667, 741, 743, 745, 757, 760-761, 766, 772, 775, 777, 783-796, 823, 827-880, 883, 893, 923-924, 926-928, 939, 941-947, 953-955, 958-962, 964-965, 968, 976-977, 980, 982-983, 1051, 1059-1060, 1065-1066, 1078-1079, 1085-1087, 1091, 1100, 1108-1109, 1130-1131, 1134-1135, 1137-1138, 1141, 1143-1144
- Hunter Breeding, 29, 42, 123, 127, 131-132, 134, 154-155, 169, 177-178, 194-195, 631, 829-830, 836, 848-850, 857, 866-867, 872-874, 883
- Hunter Classics, 179, 191-192, 828, 836, 852-853
- Hunter Country Pleasure, 13, 1051, 1065-1066, 1078-1079, 1085-1086
- Hunter Course Designer, 122, 128, 137, 156-157, 206-207, 636, 855
- Hunter Hack, 92, 181, 183, 188, 196, 238, 257, 324, 328-329, 348, 391, 741, 745, 760, 835, 848, 851-852, 854-855, 943
- Hunter Pleasure, 127, 183, 188, 196-197, 265, 312, 334, 338-339, 373, 383-385, 628, 766, 923, 926, 928, 939, 962, 968, 976, 982, 1078
- Hunter Pony, 13, 42, 177-178, 186, 193, 836, 838, 843, 852-853, 859, 863, 867, 1137, 1143-1144
- Hunter Seat, 43, 92, 102, 104, 127, 131, 133-134, 143, 176, 178-179, 187, 190, 193, 220, 223-225, 315, 322, 324-325, 328-329, 334, 348, 375, 378-379, 383, 627-628, 630-632, 634-635, 637-640, 643, 645-648, 743, 775, 777, 830, 847, 855, 883, 924, 926-927, 944-947, 953-955, 958, 965, 1079
- Hunter Seat Equitation, 92, 102, 104, 134, 176, 179, 190, 193, 220, 223-225, 315, 322, 324-325, 328-329, 348, 375, 383, 630-632, 638, 645-646, 743, 775, 830, 847, 855, 883, 926-927, 954
- Hunter Seat Medal, 131, 133, 143, 178, 378, 634-635, 637-640, 646, 648
- I**
- Identification Number, 169, 171, 209, 536, 557-558
- IFSHA, 187-188, 744-746, 763-764
- Imported, 992, 1098
- Impulsion, 248, 250, 255, 258-259, 264, 271-272, 282, 285, 299, 336, 346, 356, 358, 408, 447-449, 452-454, 457, 462, 464, 467-468, 474, 476-478, 480, 500, 561-564, 688, 750, 752, 758-760, 762, 930, 961, 980, 1087-1088, 1165, 1169-1171, 1173-1175, 1180-1181, 1186-1188
- In-hand, 7, 13, 59, 90, 95, 97, 99, 113, 131, 178, 181-183, 185-186, 188-189, 195-196, 244, 247-250, 311, 313, 315, 317-318, 321-324, 328, 330-334,

INDEX

351-354, 357, 367-369, 371-374, 380, 388, 390, 392, 395, 402, 407, 410, 421, 423, 436-437, 440, 443, 450, 452-454, 459, 528-529, 531-533, 535, 539-541, 543, 546-549, 553-555, 557, 559, 561-562, 564, 581, 584-585, 597-601, 603-605, 613, 740, 746, 750-751, 753, 764, 773, 802, 804, 812-813, 817, 822, 825, 836, 838, 867, 922, 924, 926, 928-929, 939, 959-960, 963, 1051-1052, 1055-1056, 1058, 1064, 1068, 1080-1081, 1093, 1096, 1134, 1140

Inactive, 23, 45-46, 449, 464, 469, 664, 1171

Inactive Competitions, 23, 45

Increment System, 41, 190-191, 635, 637

Individual, 5, 7, 11-12, 14-16, 19, 21, 52, 58, 61-62, 66, 72-73, 76, 84-85, 87-88, 100-101, 111, 117-118, 120, 126, 130, 133-139, 145-146, 153-159, 161-162, 172-173, 175, 190-192, 194-195, 201, 205-206, 208, 210-211, 213, 218-225, 227, 229-234, 245, 248, 255, 273, 282, 295, 299, 306-307, 309, 318-319, 323, 327, 333-335, 343, 353-354, 360, 362, 373-375, 378-379, 387, 397, 404, 408, 423-424, 427, 435, 444-445, 452-454, 479, 483-484, 486-487, 489, 497, 500-501, 503, 516, 519, 527-531, 533-535, 540-541, 545-548, 554, 556, 559-560, 562, 566, 575, 592-593, 608-609, 618, 621-622, 624, 631, 633, 637-639, 641, 643, 647, 650-661, 667, 672, 675, 678, 685, 687, 690, 707-708, 711, 714, 723, 744-745, 750, 771-772, 775-777, 786, 804, 817, 830, 834, 838-839, 846, 856, 864, 883-884, 889, 893-894, 932, 935, 939, 947, 949, 951, 954-955, 960, 962, 971, 975, 977, 995-998, 1003, 1005, 1012, 1016, 1022-1023, 1025-1027, 1045, 1056, 1074, 1083-1084, 1098, 1100, 1102, 1113-1118, 1120-1121, 1123, 1125-1129, 1137, 1142, 1147-1148, 1167-1168, 1176, 1178-1179, 1182, 1189

Individual Event, 1113, 1115, 1118, 1120, 1123, 1125, 1128-1129

Individual Freestyle, 1117

Ineligibility, 993, 1051, 1065

Inquiries, 227, 404, 669, 683, 713, 891

Inspection, 9, 22, 28, 57, 139, 142, 222, 227, 246, 275, 283, 321, 327, 333, 350, 379, 398, 431-432, 488-489, 509, 531, 536-537, 539, 547-549, 551-552, 559, 570-571, 575, 581, 590, 610-611, 614, 616-617, 619, 621-624, 669, 676, 681-682, 698, 707-709, 711-713, 750, 774, 882, 902, 992, 1002, 1020, 1022, 1024, 1068, 1081-1082, 1101, 1179, 1189-1190

Insurance, 23, 26, 39-40, 128

Intermediate, 128, 136, 149, 152, 185, 272, 282, 284-285, 310, 363-364, 374, 401, 409, 449, 452-453, 456, 459-460, 480, 483, 520, 544, 633, 635-637, 651-652, 665, 667, 673, 680, 687, 693, 695-696, 703, 705-706, 711-712, 714, 716, 719-724, 959, 1105

International Friesian Show Horse Association, 744

International High Performance, 11, 21, 481

International Horse Trials, 685, 718-719

Interpretations, 16, 50, 53, 57-58

Interruptions, 669, 677

J

Judge, 4, 8-10, 14-15, 65, 69, 73, 85-86, 88, 92-93, 99, 102-107, 110-111, 115, 122-134, 138-140, 142-164, 166-168, 192, 205-207, 209-210, 212-216, 218, 220-226, 230, 232, 244, 246-249, 251-254, 256, 258, 260, 262, 270, 272, 274-275, 281-286, 289, 292, 298-300, 303-310, 315, 318-322, 324-325, 328-335, 340, 342-344, 346-355, 357, 360-385, 389, 393, 396-401, 403-408, 412-414, 418-420, 423-424, 426-427, 429, 431-434, 436, 438, 445, 447, 450, 452-457, 460, 475, 478, 483-484, 497-506, 508-509, 517, 519-524, 526-527, 530-534, 537, 542, 546, 552, 560-562, 564-566, 575, 579, 583, 588-590, 593-594, 611, 613, 627-630, 632-640, 642-662, 665-668, 670, 678, 685, 687-690, 692, 696-698, 702-703, 707, 711-713, 743, 745, 749-757, 759-761, 768-780, 782-783, 785-786, 802-803, 808-809, 811-813, 818, 823, 826, 828, 831, 838, 842-843, 845-852, 854-856, 860, 867-869, 872-875, 877-878, 882, 884-886, 888-889, 894, 897-898, 901-909, 914-915, 925, 927-929, 931, 935-937, 940-941, 943, 945-962, 964-965, 971, 974-984, 988, 992, 994-995, 997, 999-1002, 1004-1006, 1008-1009, 1011, 1013-1020, 1022, 1024-1026, 1028-1039, 1044-1045, 1047, 1049, 1055-1058, 1071-1072, 1078-1079, 1081-1083, 1085-1086, 1088, 1090, 1092, 1094, 1098, 1100-1101, 1105-1112, 1114-1119, 1122-1123, 1127-1128, 1132-1134, 1138-1140, 1143-1144, 1147, 1149-1155, 1158, 1160, 1165, 1175, 1178-1191

Judge's Inspection, 350

Judged, 6, 8-10, 14, 95, 97, 99-100, 102, 112, 126-128, 131, 148-149, 154, 156, 222, 224, 235, 244, 247-250, 252-257, 259-266, 270, 272-274, 277-282, 303, 320,

- 332-340, 343-346, 348-349, 352, 357-360, 365, 370, 374-377, 380, 382-384, 387, 390, 392, 398, 404, 411-413, 418-420, 434, 438-439, 447-448, 454, 467-468, 475-476, 479, 500-501, 505, 521, 523-524, 526, 528-529, 531-534, 561-563, 628, 630, 635, 638-640, 642-647, 650, 652, 654-657, 660-662, 666, 675, 685-686, 694, 699, 746, 750-757, 759-773, 775-782, 801-803, 805-816, 818-826, 836, 838-840, 848-849, 851-852, 854, 856-857, 859, 867, 869, 872-874, 892, 901, 909, 925-929, 931-937, 939-941, 943-944, 946, 948-952, 954, 956-959, 961-966, 971-972, 974-979, 981-984, 987-989, 993, 995, 997-998, 1000-1002, 1006-1009, 1011-1015, 1017-1018, 1020, 1022, 1025, 1027, 1029, 1044, 1047-1049, 1055-1057, 1061-1065, 1068-1071, 1073-1074, 1079-1082, 1084-1086, 1088-1089, 1092, 1094-1098, 1100-1108, 1110-1112, 1114, 1120, 1122-1123, 1134-1138, 1140-1144, 1147, 1151-1153, 1158-1159, 1164, 1169-1171, 1174, 1179, 1183, 1187-1189
- Judging, 8-10, 45, 95, 97, 99, 103-104, 110-111, 129, 131-134, 138-140, 142-144, 146-147, 153-155, 161-164, 167-168, 177, 223-224, 242-244, 249, 257, 265, 274, 279, 282-283, 303, 313, 315, 319, 324, 327, 330-333, 335, 347, 352-355, 357, 364-365, 370, 375, 377, 380, 382, 388-390, 400, 403-405, 407-408, 420, 429, 432-433, 454, 456, 462-463, 497, 499-501, 506, 519-520, 523, 527, 529, 531-534, 536-537, 562, 564, 581, 589, 623, 625-626, 628-630, 642, 645-646, 654-661, 686, 697, 711-712, 740, 742-743, 750, 752, 754-755, 758-759, 764, 770-771, 773, 781, 786, 797, 801-802, 808-809, 811, 813, 824, 828, 835, 843, 845, 848-849, 853, 855, 868-869, 872-877, 922-925, 927, 929, 940-941, 944, 958, 960-962, 967-968, 971-972, 976-979, 981, 986-987, 992, 994-995, 1001, 1019, 1021-1022, 1026, 1028-1029, 1044, 1049-1052, 1056-1057, 1059, 1069-1070, 1073, 1078, 1080-1082, 1084-1085, 1087, 1101-1102, 1108, 1113, 1117, 1124, 1134, 1140, 1145, 1150-1151, 1165-1166, 1168, 1180-1181, 1184, 1189
- Judging Of Tests, 462, 497, 1165, 1180
- Judging Procedures, 463, 533, 813, 968, 981, 1052, 1081-1082, 1085
- Judging Specifications, 9, 45, 95, 97, 99, 110, 177, 463, 520, 529, 532, 656, 659-661, 764, 843, 968, 978-979, 981, 1049, 1134, 1140
- Jump Equipment, 350, 881, 898
- Jumper, 8-10, 13, 15, 24-25, 27, 33-37, 45, 65, 91-93, 95, 97-100, 102-105, 107, 110-111, 113, 122-123, 126-129, 131, 133-135, 137, 144-145, 154-155, 157-160, 164, 166, 170, 176-178, 183, 185, 195-196, 205-207, 210-212, 214, 220, 223-226, 229, 235, 244, 313, 321-322, 324-325, 328-329, 347-351, 388, 391, 630-631, 634-636, 638-639, 641-642, 644-645, 647, 712, 783-796, 830, 832-833, 835-837, 858, 864, 866, 881-916, 918-921, 925-927, 954, 959, 963, 1068, 1091, 1108-1109, 1130
- Jumper Course Designer, 122-123, 128, 137, 158-159, 206, 885
- Jumping Faults, 642, 882, 909, 912, 955
- Jumping Order, 102, 111, 346-347, 349, 828, 856, 886, 889-890, 923, 944
- Junior, 5, 7, 11-14, 19, 21-22, 42, 44, 73, 90, 92, 95-97, 99-100, 102, 110, 116, 120, 128, 139, 142, 174-175, 177-179, 181-183, 186, 188-190, 192-196, 198-199, 202, 225, 227, 229-230, 234, 240-241, 243-244, 248, 250-256, 259-260, 262, 264-265, 273-274, 277, 280-281, 284, 296, 311, 325-330, 332, 335-340, 342-343, 350-351, 355, 357, 359, 362-365, 367-368, 371, 373-374, 376, 378-379, 391-392, 397, 399, 401, 403, 407-408, 410, 418, 421, 435, 452-453, 482-485, 487, 494, 497, 505, 516, 518, 520-522, 528, 539, 542-544, 547, 549, 570, 610, 612, 620-621, 627-628, 630-631, 633, 636-641, 644, 646-647, 651-661, 663, 665-667, 673, 680, 706, 709, 723, 743, 745-746, 750, 753-757, 759-766, 768-770, 772, 775-776, 779, 781, 788, 802-804, 806-818, 820-821, 827-830, 833, 835-838, 840-842, 844, 847, 849, 851-858, 862-864, 866-867, 869-871, 875-877, 879, 881, 887-888, 890-891, 893-895, 897-898, 907, 916, 926-937, 939-941, 943, 945, 954, 958, 961, 963-965, 971-972, 975-979, 981, 983-984, 987-990, 993, 997, 999, 1004, 1015, 1022, 1026-1027, 1045-1046, 1048-1049, 1054, 1057-1058, 1061-1065, 1068, 1073-1074, 1078-1080, 1082, 1084-1085, 1087-1088, 1090, 1093-1098, 1101, 1103, 1130, 1133-1138, 1140-1144, 1147-1148, 1150-1153, 1158, 1167, 1176-1177, 1183, 1187-1189
- Junior Exhibitor, 7, 12, 14, 73, 90, 92, 97, 99, 116, 120, 181-183, 188-190, 196, 198-199, 202, 240-241, 244, 252-256, 259-260, 264-265, 273-274, 277, 296, 311,

INDEX

- 325-327, 329-330, 367, 374, 627, 680, 743, 745-746, 750, 753-757, 759-766, 768-769, 772, 775, 781, 802-804, 806-811, 813-818, 821, 851, 867, 869, 926-927, 929-935, 937, 939, 941, 943, 945, 963, 972, 977-979, 981, 988-989, 1046, 1049, 1054, 1057-1058, 1061-1065, 1068, 1073-1074, 1079, 1082, 1084-1085, 1088, 1093-1094, 1097-1098, 1103, 1135, 1141, 1147, 1150-1152, 1187-1189
- Junior Exhibitor Equitation, 745-746, 775
- Junior Exhibitor Showmanship In Hand, 240, 273, 743, 772
- Junior Hunter, 13, 42, 177, 192-193, 225, 229, 391, 827, 829-830, 833, 835-838, 840-842, 844, 851-853, 855-856, 862-864, 869-871, 876, 879
- Junior Jumper, 177-178, 195, 641, 644, 858, 893-894, 907
- Junior Rider, 482, 620, 641, 644, 835-836
- Justin Morgan, 962, 966
- ## K
- Knockdowns, 372, 586, 848, 882, 903, 906
- ## L
- Ladies English Side Saddle, 968, 971, 976-977, 982, 1086
- Ladies Side Saddle, 42, 178-179, 183, 192, 312, 343-344, 385, 391, 827-828, 835, 844, 846-848, 851, 854, 942-943, 1053, 1085-1086
- Ladies' Classes, 5, 12, 97, 139
- Lameness, 69-70, 107, 206, 243, 284, 318, 332, 341, 371, 377, 398, 401, 453, 499, 502, 521, 523, 525, 533, 551, 561, 688, 690, 707, 745, 801-802, 817, 862, 866, 938, 957, 992, 995, 1055, 1076, 1092, 1159, 1180
- Lateral Movements, 462, 472-474, 477, 481, 519, 1165, 1173
- Leading Rein, 384, 1110, 1130, 1138-1139
- Leadline, 57, 96, 110, 316, 384, 392, 526, 636, 652, 667, 926, 965, 990, 997-998, 1006, 1020, 1056, 1090, 1098, 1138, 1168
- Learner Judge, 122, 128, 133-134, 147, 149, 153-158, 160-163, 167-168
- Lease, 14, 87, 143, 169, 174, 221, 224-225, 227, 318, 516, 925, 992
- Leaving, 52, 206, 225, 248, 285, 310, 363, 371, 385, 393, 407, 453, 479, 499, 503, 555, 558, 566, 573-575, 610, 612, 655, 678, 688, 690, 705-706, 848, 903, 909-910, 913, 926, 942, 971, 1055, 1108, 1110, 1126, 1138, 1190
- Leg-yielding, 473, 475, 1174
- Legislative, 15-17
- Length, 64, 67, 69, 73, 78, 90, 101-102, 108, 208, 245-247, 254, 257, 259, 266, 269, 272, 279, 282, 284, 318, 320-321, 330, 334, 337, 339, 342-346, 352, 355-356, 380, 386, 389, 409, 422, 426, 429, 431-434, 441, 444, 446, 451, 466, 469-470, 475, 485-486, 489-490, 493-494, 506-507, 532, 554, 567, 579-580, 582, 585, 616, 622-623, 627, 649, 663, 680, 682-683, 694, 698-700, 703, 705, 713, 717, 747-748, 757, 760, 762, 767-768, 779, 800, 824-825, 848, 900-902, 925-928, 931-936, 939, 941-942, 944, 948, 958, 963-965, 974, 980, 983, 992, 995-996, 1002, 1004-1006, 1010-1011, 1023-1025, 1060, 1069, 1072, 1082, 1086, 1092, 1094-1095, 1099, 1103, 1133-1134, 1139, 1148, 1160, 1169, 1171-1172, 1177-1178, 1180, 1195
- Length Of Toe, 69, 246, 320, 747, 926, 928, 931-936, 939, 941-942, 944, 958, 1133
- Lessee, 5, 7-8, 10, 12, 14-15, 19, 21, 77-78, 110, 113-116, 120, 141, 143-144, 171, 174-176, 214, 221-224, 228-229, 516, 528, 744, 799, 817, 925, 992, 1043, 1054, 1167
- Levels, 11, 14, 24, 27, 29-30, 35-36, 98, 112, 127-129, 136, 185-186, 192, 205, 210, 213, 215-216, 233, 244, 250, 271, 284, 295-300, 305, 307, 310, 326, 350-351, 401, 449, 454, 456, 470, 479-480, 482-483, 485, 487, 499, 503-505, 507-508, 510-511, 516-517, 520, 523, 535, 539, 544, 621, 641-642, 670, 673-674, 679, 687, 691-692, 696, 699, 706, 715-716, 718-719, 745, 750, 783, 787-788, 791-792, 794-795, 881, 896, 964, 970, 1027, 1121, 1168, 1181, 1184, 1186
- Levels Of Difficulty, 539, 881, 896
- Liability, 3, 14, 40, 47, 65, 128, 179, 525, 612, 860
- Liberty, 181, 188-189, 241, 279, 690, 743, 750, 781, 1091, 1111
- License, 5, 8, 12, 23, 25-30, 32-33, 39-41, 45-48, 72, 86, 101, 123, 125-126, 128, 130-132, 134-135, 137-138, 140, 144-168, 206-207, 214, 219, 228, 321, 525-526, 628, 636, 648, 711, 713-714, 784, 788-795, 855, 878, 886, 947
- License Application, 23, 26, 28-30, 39, 48, 790-795

- License Disputes, 48
- License Procedures, 23, 28, 789
- License Rights, 5, 12, 32-33
- Licensed Competition, 4-5, 7-10, 12-15, 19, 23, 28-29, 33, 39-42, 45, 47, 51-53, 57, 59, 65, 70, 73-74, 80-81, 85, 88, 95-97, 103-107, 110, 112-113, 115, 117-120, 130-131, 134-135, 137, 143-144, 147-148, 150, 153-156, 158, 160-162, 166-167, 205-206, 208, 214-216, 222, 224-225, 230, 233-234, 278, 322-323, 351, 374, 382, 392, 403, 481, 510, 520, 524, 526-527, 636, 652, 662, 744, 746, 777, 789, 794, 831-833, 835-836, 860, 864, 891, 898, 943, 1018, 1020, 1069, 1073, 1118, 1132, 1138, 1167-1168, 1179
- Licensed Official, 19, 72, 88, 138, 144-145, 168, 209, 246, 321
- Licensed Officials, 65, 72, 85, 92, 122-168, 226, 329, 439, 523, 525, 680, 685, 860, 866
- Licensee, 5, 12-13, 15, 25-29, 39-41, 46-47, 57, 103, 110-111, 116, 139-140, 143-144, 204-205, 209, 211, 641, 788-795
- Limit, 5, 13, 40, 45, 56, 58-59, 69, 78, 90, 93, 97, 99, 102, 119, 128, 131-134, 137-139, 181, 183, 185, 187, 196, 252-254, 259-260, 263-265, 306, 327-328, 346, 350, 366, 374, 377, 383, 397-398, 401, 405, 410, 413, 421, 423, 425, 429-430, 432, 462, 482, 521, 524, 526, 545, 568, 572, 575, 578, 584, 587, 617, 619-620, 624, 628, 630, 633, 635-637, 647, 651-652, 656, 665-667, 683, 691, 693-696, 698-700, 703, 705, 709, 746-747, 754-757, 761-763, 766, 769, 801-802, 805, 807-809, 814-815, 817-821, 835, 853-854, 856, 881, 901-902, 904-905, 909, 912, 925-926, 931-936, 939, 942-943, 959, 962, 964, 971, 975-976, 978-979, 982-984, 1026-1027, 1046-1049, 1055-1058, 1061-1063, 1065, 1068, 1073-1074, 1078-1080, 1093, 1095-1098, 1103-1104, 1108, 1114, 1119, 1121, 1126, 1135-1136, 1138, 1141-1142, 1145, 1150, 1167-1168, 1186
- Limit Classes, 5, 13, 97, 401, 410, 421, 462, 526, 635-636, 647, 666-667, 802, 817, 1055
- Limit Status, 13, 187, 328, 383, 398, 401, 410, 526, 802, 817, 1046, 1056, 1150
- Limiting Entries, 109, 119, 829, 878, 881, 890
- Line Up, 248, 257, 277, 279, 283, 333, 335, 343-344, 359-360, 375, 382-383, 385, 533, 628, 635, 652, 657, 661, 666, 668, 741, 750, 758, 760, 763, 766, 777-778, 808-809, 811, 816, 852, 874, 935, 944, 949, 951, 958, 968, 971, 976-977, 1000-1002, 1011, 1015, 1017-1018, 1048-1050, 1057, 1061, 1069, 1080, 1082, 1088, 1094, 1097, 1105, 1110, 1138, 1188, 1192-1198, 1200
- Local Classes, 5, 12, 97, 317, 1095-1096
- Local Competition, 28, 37, 39-41, 45, 111, 133, 210, 284, 788, 794
- Long Reining, 181, 240, 270
- Longeur, 5, 12, 19, 21, 52, 73, 77-78, 101, 113, 115-117, 120-121, 141, 212, 214, 228, 488, 1114-1118, 1126-1127, 1180
- Loss Of Forward Movement, 906
- Loss Of Shoe, 308, 324-325, 371, 635, 849-850, 903
- ## M
- Maclay, 131, 133, 156, 634-635, 640, 646
- Maiden, 5, 13, 45, 90, 97, 119, 139, 181, 183, 185, 187, 196, 244, 252-254, 259-265, 327-328, 374, 383, 398, 401, 403, 410, 421, 462, 526, 528-529, 628, 633, 635-637, 647, 651-652, 665, 667, 754-757, 761-763, 765-766, 769, 779, 801-802, 805, 807-809, 817-821, 835, 853-854, 925, 931-936, 939, 943, 971, 975-976, 978-979, 982-984, 1046-1047, 1055-1057, 1061-1063, 1065, 1068, 1073, 1079-1080, 1095-1096, 1098, 1136, 1142, 1145, 1150
- Maiden Status, 244, 261-262
- Management Procedures, 50, 57
- Manager, 9, 15, 19, 72-74, 78, 85, 113, 115, 130, 134-135, 143-145, 157, 159, 204-205, 210, 222-224, 226, 230, 248, 401, 403-404, 419, 438, 483-484, 503, 510, 516, 527, 537, 588, 593, 609, 615, 711, 713, 870, 884
- Marathon, 403, 405-406, 410, 536-537, 539-542, 544-545, 548-549, 552-558, 560, 567-569, 571-573, 575-577, 591-592, 608-610, 612, 768, 822-823
- Marathon Course, 537, 573, 612
- Martingales, 249, 255, 284, 336-339, 342, 344-345, 348, 350, 355, 385, 402, 407, 435, 456, 488, 627, 633, 643-644, 647, 651, 665, 681-682, 754-755, 757-761, 769, 778, 814, 823, 846, 848, 888, 916, 931, 936, 939, 941, 944, 949, 955, 961, 975, 980, 982-983, 987, 1005, 1072, 1078, 1084, 1086-1087, 1095-1096, 1103-1105, 1149, 1178-1179
- Match Race, 882, 914
- Materiale, 214, 462, 482, 524, 527-534

INDEX

Materiale Classes, 482, 524, 529-530, 532, 534

Measurement, 50, 53-54, 64-70, 111, 140-141, 151, 165, 173, 206, 208, 211, 215, 219-220, 229-230, 246, 320-321, 347-348, 394, 422, 438, 451, 462, 494, 506, 524-526, 529, 538, 549, 553-554, 569, 581, 597-602, 611, 630, 689, 695, 703, 714, 747, 787, 801, 813-814, 829, 833-834, 836-837, 859-866, 873, 894, 899, 901, 1043, 1048, 1068, 1088-1089, 1093, 1099, 1132-1133, 1138-1139, 1184

Measurement Card, 65-69, 173, 347-348, 630, 801, 813-814, 834, 836-837, 859-866, 873, 894, 1043, 1048, 1068, 1088-1089, 1093, 1099, 1132, 1138

Measurement Of Obstacles, 394, 422

Medal, 7, 26, 111, 129, 131, 133, 143, 156, 177-178, 193, 208, 215, 225, 233, 237, 249, 315, 375, 377-379, 521-522, 524, 631, 634-635, 637-641, 644, 646-648, 651, 653-654, 661-662, 842, 856, 924, 944-948, 950, 952-953, 955-957, 990, 997-998, 1000, 1118, 1121, 1166, 1186, 1188-1190

Medal Class Finals, 638, 653, 924, 946-947

Medical, 1-511, 516-726, 728-738, 740-916, 918-1066, 1068-1201

Medical Requirements, 669, 678

Medical Suspension, 234-235

Medication, 15, 22, 26-27, 50-63, 69, 81-82, 98-99, 107, 112, 141-142, 206-207, 209, 244, 319, 552, 609, 616-617, 624, 679, 745, 866

Meetings, 22, 194, 202, 593

Membership, 12, 16, 18-22, 45, 64, 66, 81, 86, 89, 98-99, 101, 110, 112, 130, 141, 151, 168, 171, 175-176, 190, 194-195, 208, 214-215, 218-220, 227-230, 311, 317, 363-364, 516-517, 525, 637, 639-640, 643-644, 653-654, 662, 669, 672, 684, 744, 799, 816-817, 829, 861, 883, 946-947, 970, 992-993, 1019, 1026, 1043, 1054, 1114, 1167-1168

Method Of Starting, 614, 618

Mileage, 9, 23-24, 27-39, 46, 48, 794

Minimum Weights, 614, 620

Minor, 15-16, 53, 104, 115-117, 121, 213, 219-220, 229-230, 233, 317, 324, 341, 399, 405, 408, 546, 550, 668, 674, 744, 803, 850, 938, 1076, 1108, 1138, 1143-1144, 1157-1159

Minor Exhibitor, 15, 53

Misrepresentation, 114-115, 140, 318, 502, 723, 1183

Model Classes, 42, 90, 97, 178, 183, 201, 828, 840,

850-851, 854-855, 857-858, 927, 1064, 1080, 1082, 1094, 1130, 1134-1135, 1140-1141

Modern, 59, 164, 269, 282, 410-411, 767, 823, 886, 995, 1090, 1092-1098, 1102

Modern Harness, 1090, 1095

Modifications, 6, 17, 32, 218, 230, 451, 484, 508-509, 623, 669, 677, 699, 713, 751

Morgan, 9, 11, 13, 24, 34, 93, 95-96, 100, 110, 113, 123, 127, 129, 133-135, 144, 153, 160-161, 170, 176-179, 195-196, 210, 213, 221, 226, 401, 409, 504, 651, 656, 659, 665, 922-966, 1022, 1148, 1150

Mounted Native Costume, 312, 344-345, 385

N

Name Change, 174-175, 190, 194-195

National, 1, 3, 7, 15, 20-29, 32-35, 37, 39, 41-42, 45, 47, 74-75, 80-81, 92-93, 95, 98, 100-101, 106, 110, 112-113, 119, 123, 125-126, 128-129, 131-137, 143-147, 150-151, 153-154, 156-161, 168-174, 176-181, 183-202, 207-208, 211, 213, 225-226, 229-230, 233-234, 243, 246-247, 252, 282, 284, 317, 323, 326, 330, 333, 335, 349-350, 363-365, 367-368, 374-375, 377, 402-403, 411, 438, 451, 455, 462, 479, 483, 485, 487, 489, 494, 498, 504, 508, 510, 516-518, 522, 539-549, 551-554, 557, 559, 561, 567-568, 575, 581, 587-593, 608-611, 615-616, 621, 629, 635-636, 638, 640, 644-646, 648, 655-661, 665, 678, 703, 706-707, 709-712, 714, 716, 718, 723, 746, 754-755, 758, 783-784, 787-788, 791-794, 804, 812, 829-830, 835-838, 840-844, 851-853, 855-859, 866, 869-871, 875-878, 882-883, 892-895, 897, 916, 928, 946-947, 962, 967-985, 991, 997-998, 1010, 1018-1020, 1023, 1027, 1056, 1058, 1062-1065, 1080, 1114, 1118, 1148, 1150-1151, 1176, 1178-1179

National Championship, 26, 39, 128-129, 144, 183-184, 186, 199, 207, 243, 252, 282, 326, 333, 335, 349-350, 367-368, 377, 518, 746, 758, 866, 869, 871, 991, 997-998, 1010, 1018-1020, 1114

National Horse Show, 640

National Hunter, 154, 156, 191, 829, 835, 838, 853, 857, 875-877

National Jumper, 158-159

National Reining Horse Association, 45, 131-133

National Show Horse, 7, 24, 29, 34, 93, 100, 106, 113, 123, 128-129, 133-135, 144, 153, 161, 170, 178-179,

- 197, 226, 656, 659, 665, 967-985, 1148
- National Show Horse Registry, 970
- National Western, 168, 375
- Nominating, 235, 881, 887, 915-916
- Non-member, 19, 21, 41, 66, 74, 98, 110, 214, 219, 744, 836, 947, 970, 1054, 1167
- Non-members, 18-19, 21
- Non-pro, 198, 363
- Non-protestable, 73, 361
- Non-rated, 156, 827, 835, 844
- Non-rated Classes, 827, 835
- Nosebands, 255, 339, 342, 345, 347, 355, 402, 406, 487, 495, 555, 633, 665, 682, 727-728, 757-760, 824, 846, 936, 941, 944, 954, 961, 980, 983, 1005, 1072, 1085, 1149, 1179
- Not In Good Standing, 5, 13, 85, 216
- Novice, 5, 13, 45, 90, 97, 110, 119, 139, 181, 183, 185, 187, 196, 252-254, 259-260, 263-265, 272, 327-328, 350, 374, 383, 398, 401, 403, 410, 421, 462, 482, 526, 628, 633, 635-637, 647, 651-652, 665, 667, 673, 679-681, 687, 691, 693-696, 699, 705-706, 714-716, 718, 723-724, 754-757, 761-763, 765-766, 769, 779, 801-802, 805, 807-809, 815, 817-821, 835, 853-854, 925, 931-936, 939, 943, 959, 962-963, 971, 975-976, 978-979, 982-984, 1046-1047, 1049, 1055-1057, 1061-1063, 1065, 1068, 1073, 1079-1080, 1095-1096, 1098, 1145, 1150
- NRHA, 27, 110, 112, 127, 131-133, 327, 362-364, 376, 379, 782, 946-947, 958-959
- NSHR, 197, 970
- Number Of Classes, 34, 41-42, 45, 97-98, 191, 411, 746, 834, 839-840, 852, 857-859, 888, 1141
- O**
- Objection, 32, 52, 222-223, 404, 589, 592-593, 1115, 1139
- Obstacle Driving, 394, 400, 420, 424, 1106, 1108
- Obstacle Requirements, 350
- Obstacles, 105, 206, 242, 296, 300-301, 303-304, 307, 313, 325, 328, 347-348, 350, 367-369, 371-372, 374, 379, 384, 392, 394, 396, 400, 405, 409, 420-422, 424-430, 433, 438-439, 536-538, 567-582, 584-586, 590-591, 597, 603, 606-607, 609, 617-618, 633-641, 648-649, 670-671, 676-677, 682-687, 690-701, 704, 706-707, 711, 713-716, 718-723, 730-738, 769-772, 827, 835, 838, 843-845, 848-851, 853-854, 859, 869, 879, 881, 885, 892, 897-904, 906, 910-915, 919, 923, 929, 941-943, 947, 955, 962, 1014, 1071, 1074, 1105-1109, 1136, 1142, 1145, 1151-1153, 1155-1157
- Off Course, 370-371, 385, 423, 427-428, 430, 432, 439, 634, 770, 772, 850, 882, 902, 907, 909-910, 913, 1106-1107, 1109, 1136, 1142, 1148, 1152, 1163, 1190
- Officers, 9, 12, 17, 26, 101, 116, 120, 144, 221, 530, 593, 866
- Official Measurement, 64, 66, 68, 70, 829, 866, 1088-1089
- Official Warning, 106, 244, 319, 884
- Officials, 4-5, 9, 26-27, 46, 58, 65-67, 69-70, 72, 77, 85, 88, 92, 105, 110, 114, 116, 120, 122-168, 204-217, 220, 226, 246, 274, 307, 320-321, 329, 379, 393, 397-399, 402, 431, 439, 462, 503, 510, 523, 525, 531, 537, 542, 546, 548, 551, 558, 570-571, 576, 587-588, 593-594, 609, 615, 620, 666, 670, 678, 680, 682, 684-685, 691-692, 696-697, 702, 707, 711, 715, 773, 787, 814, 860-862, 864-866, 881, 884-885, 887, 915, 925, 1019, 1044, 1048, 1055, 1083, 1112-1113, 1118, 1132, 1165, 1168, 1179
- Officials' Liability, 128
- Officiating, 60, 65, 68-69, 99, 110, 123, 131, 134, 137, 140, 143-146, 149, 154, 156, 158, 161-164, 166, 168, 192, 207, 210, 222-225, 246, 320, 484, 501, 506, 525, 533, 562, 611, 630, 648, 715, 860, 885-886, 1118, 1179
- Open Class, 13, 256, 260, 327, 648, 653, 667, 854, 929
- Open Jumper, 178, 195, 881, 891-892, 895, 916
- Opportunity, 5, 13-14, 26, 29-30, 45, 47-48, 57, 72, 74-75, 77-78, 90, 95, 97-99, 110, 119-120, 126, 134, 145, 163, 227, 351, 411, 432, 485, 521, 527, 572, 617, 623-624, 628, 655, 684, 814, 849, 854, 891, 943, 953, 958, 1019, 1027, 1046
- Order Of Go, 306, 308, 328, 330-332, 349, 361-363, 367, 379, 432, 645, 752, 910-911, 958, 1116
- Organizer, 30, 142, 148, 205, 223, 390-391, 397-398, 400-401, 404, 409-410, 413, 415-417, 419-420, 429, 434-435, 455-456, 503, 505, 509, 545, 551, 559, 575, 592, 612, 615, 617, 621, 669, 673-676, 681, 683-685, 688, 693, 715, 891, 1025, 1167, 1183
- Outside Assistance, 279, 299, 393, 400, 405, 408, 414, 425, 427, 430, 432, 437, 453, 500, 536, 558, 566, 577, 587, 609, 635, 702, 848-849, 904, 1106-1107, 1111, 1182

INDEX

Overchecks, 262, 627, 763, 765-766, 818, 1096, 1105

Owned, 5, 14, 19, 39, 86-87, 118, 163, 171, 219,
222-223, 226-227, 235, 792, 820, 835, 860, 883, 893,
965, 1054, 1094, 1102-1103

Owners', 14, 90, 99, 326

P

Pairs, 13, 117, 172, 262, 316, 356, 387, 404, 407-408,
421, 423, 448, 452-454, 456, 543, 547, 549, 557-558,
561-563, 579-580, 605, 685, 801, 819, 822, 845, 848,
854, 899, 950, 961, 1042, 1045, 1047, 1071, 1074,
1088, 1090, 1093, 1123, 1136-1137, 1142, 1158

Para Equestrian, 232, 482, 608

Parade, 45, 93, 127, 134, 196, 926, 928, 963, 986-989,
1052, 1059, 1064-1065, 1084, 1111

Parade Horse, 963, 986-989, 1065, 1084

Park, 13, 153, 183, 188, 196, 199, 311, 334-336, 361,
373, 394, 400, 402, 406-407, 409, 412, 437, 440,
442-444, 740, 753-755, 763-765, 770, 797, 802-809,
811-812, 818-822, 824, 922, 926, 928-932, 963, 973,
977-979, 1051-1052, 1057-1059, 1061-1065,
1079-1080, 1089, 1093, 1095-1096, 1137

Park Horse, 199, 311, 335-336, 361, 373, 740, 753, 824,
929-930, 1057, 1064, 1079

Park Pleasure, 199, 797, 802-803, 808-809, 811, 1052,
1058, 1064, 1079-1080

Participation, 9, 11, 18-19, 21-22, 56, 105, 116, 118,
120, 150, 174, 209, 217, 225, 230, 244, 309, 322, 379,
394-395, 398, 403, 405, 420, 432, 462, 481, 483, 502,
507, 523, 530, 536, 557, 624-625, 627, 655, 660, 669,
671-672, 684-685, 706, 718, 723, 745, 772, 794, 857,
884, 993, 1068, 1070-1071, 1078, 1087, 1165, 1167

Pas De Deux, 27, 110, 112, 201, 462, 481-482, 486,
488, 520, 526, 758, 1113-1115, 1117, 1123,
1125-1127, 1129

Pas De Deux Event, 1113-1115, 1123, 1125, 1129

Paso Fino, 7-9, 12, 14-15, 42, 45, 92-93, 99-100,
103-104, 123, 126, 133-134, 144, 161-162, 170,
178-180, 198, 221, 990-1020

Paso Fino Horse Association, 161-162, 992, 1020

Paso Performance, 990-991, 1000, 1003, 1007-1008,
1020

Paso Pleasure, 990-991, 998, 1000, 1003-1005,
1009-1012, 1014-1015, 1020

Passengers, 393, 398-400, 402, 405-408, 419, 431,

436-437, 440-441, 445, 452-453, 557, 823, 1098,
1105, 1133, 1137, 1139, 1142

Passports, 169, 172-173, 552

Pattern, 243, 249, 251, 274, 276, 283, 285, 287,
289-290, 292-293, 310, 360-366, 370, 374-376,
378-380, 384-386, 421, 442-444, 446, 656-657,
665-666, 668, 761, 772-773, 775-776, 940, 945,
952-953, 958, 999-1000, 1014, 1017, 1022,
1024-1026, 1028-1041, 1045, 1083, 1094, 1101, 1107,
1112, 1146-1148, 1150-1151, 1153, 1160-1164,
1188-1190, 1199, 1201

Patterns, 242, 277-278, 283, 285, 314, 339, 361, 363,
365-366, 374, 376, 382, 656, 774, 777, 782, 945,
952-953, 958-959, 1021, 1024-1025, 1028, 1112,
1145, 1147, 1150-1151, 1160, 1163, 1166, 1189, 1192

Penalties, 19, 27, 32, 47, 50-51, 53, 56, 61, 71-73, 78,
80-86, 88, 107, 143, 219, 223, 246, 305-306, 311,
315-316, 319, 321, 330, 362, 366-367, 370-373,
384-385, 395, 405, 407, 413-414, 424-430, 432-434,
436-437, 455, 460, 497, 502, 536-537, 541-542,
548-550, 554, 556-558, 560-562, 565-568, 571-580,
582-587, 593, 609, 668, 670, 673, 678, 687, 691-692,
695-696, 700-701, 705, 707, 713, 718-722, 831, 837,
860, 863, 884, 903, 910-913, 957, 1019, 1106, 1113,
1117-1118, 1120, 1122-1123, 1125, 1136, 1142, 1145,
1153, 1163, 1180

Penalty Points, 300, 309, 371, 431-432, 453, 455-456,
498, 501, 545, 549, 555, 560, 573, 575, 582, 609-610,
687, 690, 696, 704, 707, 718, 1153, 1163, 1180, 1182

Performance, 7, 10-11, 13, 15, 18, 21-22, 26, 30, 33,
41-42, 52-53, 58-59, 65, 90, 95-97, 100, 102, 106,
108, 115, 136, 139, 160, 182-183, 189-193, 196, 198,
210-213, 232, 235, 237, 243, 246, 248-250, 252-254,
256-257, 259-261, 263-266, 270, 274, 277-281, 295,
303, 309, 311, 317, 323, 328-329, 334-340, 343-346,
348-349, 352, 357-363, 366, 370-371, 379-380, 383,
387-392, 408, 411-412, 418-420, 431, 438, 453-455,
481, 483, 485-490, 494, 496, 498-501, 503, 505, 507,
510, 518-519, 533, 564, 628, 630, 632, 634, 638, 640,
642-643, 645, 648, 654-655, 657, 661-662, 666-667,
688, 690, 745-746, 754-767, 769-773, 780-781, 798,
801-813, 815-828, 834, 836, 838-840, 843-845,
848-852, 854-859, 867, 869, 876, 878, 891-892, 895,
897-898, 903, 907, 916, 922-923, 927-929, 931-937,
939-941, 943-944, 949-951, 955, 960-963, 965,

- 970-972, 975-979, 981-984, 987-993, 998, 1000, 1002-1003, 1005, 1007-1008, 1015, 1017-1018, 1020, 1022-1024, 1027-1028, 1043-1044, 1047-1050, 1057-1058, 1061-1065, 1069-1071, 1073-1074, 1079-1080, 1084-1108, 1110-1112, 1115-1117, 1119-1120, 1122-1123, 1125-1144, 1147-1149, 1152-1153, 1158, 1163-1164, 1166, 1179, 1181-1182, 1186-1190
- Performance Championship, 95-97, 182, 281, 335, 928, 993
- Performance Classes, 7, 95, 182-183, 196, 237, 243, 246, 248-249, 311, 329, 334, 339, 388-392, 483, 488, 496, 745-746, 798, 802, 818, 856-857, 859, 922, 929, 990, 1002, 1005, 1008, 1057, 1090-1092, 1095, 1102, 1107, 1130-1132, 1134-1135, 1137-1138, 1140-1141, 1143-1144, 1148
- Period Costume, 743, 779, 1068, 1086
- Permanent Obstacles, 881, 899-900
- Permission, 1, 10, 12, 21, 23, 27, 29, 33, 85, 90, 96, 98, 100-101, 104, 113, 130, 133-135, 137-138, 157, 159, 208-209, 217, 222, 225, 230, 324, 347, 405, 407-408, 432, 483, 487, 503, 506, 519, 530-531, 545, 561, 608, 622, 637, 641, 646, 648, 655-656, 675-677, 681, 687, 698, 703, 705, 707, 812, 843, 863, 871-872, 883, 887, 889, 893, 897, 902, 915, 942, 946, 994-995, 1073-1074, 1079, 1178, 1184
- Perpetual Trophy, 94, 638, 654, 928, 947, 998
- PFHA, 42, 161-162, 992-993, 1018-1020
- Physical Examination, 145, 232
- Piaffe, 272-273, 462, 469, 475-477, 480, 520
- Pirouette, 271-272, 296, 298, 303, 305, 462, 470, 475-476, 498, 519-520
- Planning, 228, 618, 641, 713
- Plea Agreement, 61, 73, 82-83
- Pleasure, 11, 13, 43-45, 99, 123, 127, 129, 131-132, 134, 136-137, 147-149, 153, 169, 178, 181, 183-185, 187-189, 196-202, 222, 230, 237-241, 244, 250-265, 277, 280, 312-314, 316, 321, 323, 325, 328-330, 333-341, 343, 345, 351, 357-361, 363-367, 373-374, 383-385, 387, 392-461, 626-628, 651-653, 655-656, 658-659, 661, 740-742, 745, 747, 754-757, 760-761, 764-766, 768-770, 781, 797-798, 801-803, 808-813, 817, 822-826, 836, 922-924, 926-930, 932-941, 958, 962-963, 966-969, 971-972, 974-977, 980, 982-983, 990-991, 994, 998, 1000, 1003-1005, 1009-1015, 1020, 1051-1052, 1056-1060, 1064-1066, 1068-1071, 1073-1075, 1078-1083, 1085-1086, 1089-1091, 1093-1094, 1097, 1099-1100, 1102-1105, 1107-1108, 1110, 1130-1131, 1135-1137, 1141-1143, 1145, 1148, 1150, 1157-1159, 1189
- Pleasure Drives, 395, 419, 430, 432
- Pleasure Driving, 13, 44, 99, 123, 127, 129, 131-132, 136-137, 147-149, 169, 178, 181, 183-185, 187-188, 196-197, 199-201, 222, 230, 239-240, 250, 261-265, 313-314, 321, 323, 329-330, 334, 351, 357-361, 387, 392-393, 396-397, 400-406, 408-413, 418, 420, 425, 434-435, 439, 446, 455-456, 627-628, 741-742, 745, 755, 764-766, 768, 797, 802-803, 808-813, 823, 922-923, 926-927, 932-935, 962-963, 966-967, 972, 975-977, 991, 1015, 1020, 1052, 1080, 1083, 1089, 1091, 1097, 1100, 1102-1104, 1107-1108, 1130-1131, 1136-1137, 1142-1143
- Pleasure Equitation, 651-653, 655-656, 658-659
- Pleasure Hackney Horses, 798, 822
- Pleasure Horse, 199, 258, 261-263, 339-340, 343, 345, 361, 387, 653, 761, 932, 935, 939, 975-977, 980, 983, 1011, 1057, 1065-1066, 1069-1070, 1078-1079, 1145, 1158
- Points, 12, 15, 20, 24, 41, 56, 69-70, 86, 95, 98, 103, 120, 138, 142, 155, 169, 173-179, 181-202, 229, 246, 266-267, 281, 283, 285, 296, 300, 304, 309, 321, 324, 326, 348-349, 351, 362-365, 371, 378, 390-391, 398, 401, 404, 411, 413-414, 427-429, 431-434, 441, 451, 453, 455-456, 460, 475, 497-498, 501, 517, 541, 545, 549, 555, 560, 573, 575, 582, 609-610, 628, 634, 637-640, 643-647, 653, 685, 687, 689-690, 692-696, 704, 707, 715, 718, 747, 814, 834, 837, 839-841, 843, 849, 851-855, 858, 860, 863, 865-868, 870-879, 883, 888, 893-894, 896, 904, 907, 911, 913-914, 920, 923, 926, 941-943, 946, 962, 998, 1003, 1014, 1018-1020, 1025, 1027, 1046-1047, 1112-1113, 1120, 1122-1123, 1125-1127, 1132-1134, 1139-1141, 1150, 1153-1154, 1163, 1174, 1180, 1182, 1187, 1190
- Poling, 91, 106-108, 216, 677, 831, 880, 884, 920
- Ponies, 11, 13-14, 51, 53, 57, 66-68, 90, 98, 100, 105, 107, 140-141, 151, 167, 172, 185-186, 192, 206, 215, 229, 324, 389, 391-392, 401, 404, 409, 412, 418, 423, 431, 433-434, 481, 484, 491, 522, 524-530, 538-540, 544, 549, 554-555, 573, 584-585, 603-604, 609-611, 627, 630-631, 639-640, 644, 649, 786, 792, 797-799,

INDEX

- 801-816, 827, 830-833, 835-836, 838, 842-845, 851, 853, 858-861, 867, 873-874, 876-877, 879, 881, 888, 894, 986-989, 1042-1043, 1045-1046, 1048-1049, 1054, 1088-1089, 1092-1104, 1107-1112, 1130, 1132-1139, 1143-1144, 1147, 1167
- Pony, 6, 8, 11, 13-14, 42, 51-54, 56-60, 62, 65, 68, 85, 91, 93, 95-97, 100, 107, 124, 127-129, 132-133, 140-141, 151, 153-156, 163-164, 167, 169-170, 172-173, 177-178, 185-186, 189-190, 192-195, 198, 201, 206, 208, 214, 221, 225, 227, 229, 389, 391, 397, 401, 408-410, 430, 437, 459-460, 462, 481-487, 489, 518, 520, 522, 524-527, 529, 535, 539, 541, 543, 546-548, 553-555, 567-569, 581, 597-602, 609-613, 630-635, 639-640, 643-644, 798-799, 801-816, 827-833, 835-836, 838, 841-846, 848-850, 852-853, 855-864, 866-868, 872-874, 876, 879, 890, 894-895, 900-901, 986-989, 1043-1049, 1053, 1088-1112, 1130-1144, 1188
- Pony Breeding, 848-850
- Pony Jumper, 214, 890, 894-895, 900
- Pony Measurement, 140-141, 151, 229, 462, 524-526, 529
- Pony Medal, 156, 208, 634, 639-640, 856
- Position, 25, 64, 67, 110, 112, 125, 138-139, 144, 212, 226, 232, 247, 251, 255, 270, 273-274, 279, 284-285, 303, 315, 331, 342-343, 347, 352-353, 369, 376-377, 380, 382-383, 389, 396, 400, 408-409, 414, 429, 447, 449-450, 452-453, 455, 457, 462, 464-465, 469, 477-478, 490, 494, 497, 500-501, 503, 521-523, 532-533, 558-560, 562, 565, 575-576, 579, 609, 629, 631-632, 642, 649-650, 663-664, 668, 676, 682, 686, 693, 699-701, 758-760, 768, 772-779, 801-802, 825, 829, 854, 856, 862, 879, 885, 889, 901, 916, 930, 935, 945, 948, 950-953, 956, 958, 960, 964, 984, 993, 998-1000, 1002, 1008-1009, 1011-1013, 1016-1017, 1022-1025, 1073, 1081-1083, 1087-1088, 1093-1095, 1112, 1115, 1120, 1139, 1147, 1152, 1157, 1165, 1168-1169, 1171-1172, 1174-1175, 1178, 1182, 1186-1191
- Post Entries, 109, 111, 113, 117, 213, 247, 323, 330, 387, 638, 653, 947, 1114
- Post Entry, 95, 113, 323, 335, 647, 653, 667, 928, 1047
- Post-hearing, 75
- Posting Of Courses, 350
- Pre-green, 42, 192, 827, 829, 831-832, 852, 858, 875-878, 943
- Pre-hearing, 71, 75, 77-78
- Pre-hearing Procedures, 71, 75, 77
- Precedence, 15, 27, 97, 112, 117, 206, 235, 247, 317, 333, 349, 615-616, 820, 845, 878, 925, 945, 1132, 1147
- Premiums, 41, 88, 113, 208-209
- President Of The Ground Jury, 142, 542, 548, 551-552, 554-556, 559, 561, 565, 567, 573, 575-576, 579-583, 589-592, 676-678, 682-684, 707-708, 711-712, 1118
- Presidential Modifications, 6, 17, 218, 230
- Privileges, 19, 21, 23-25, 81, 115, 120, 535, 546-548, 589, 609, 1168
- Prize List, 10, 12, 14, 21, 25, 27, 40-41, 88, 93, 95-97, 99-100, 102-103, 109-121, 139, 159-160, 176, 191, 193, 205, 208, 210-211, 213-216, 279, 281-282, 323, 327-329, 332, 335, 342, 348-350, 352, 360, 368, 374, 376, 379, 387, 390-392, 398, 401, 403-406, 408-411, 413, 418-420, 425, 431-432, 434-435, 456, 481, 485, 502-505, 507-508, 510, 516, 519, 524-527, 529, 532, 539, 545-546, 551, 559, 611-613, 617, 623, 628, 630-631, 642, 672, 674-676, 684, 688, 746, 768, 781-782, 786-787, 793, 795, 802, 806-807, 816, 819, 821, 830, 834, 837-838, 840-845, 852, 854-855, 857, 859, 871-874, 878-879, 881, 886-891, 893-899, 901-902, 907, 910-911, 914-916, 928-929, 932, 934, 942-943, 946-947, 958-959, 963, 965, 971, 975-976, 978, 1057-1058, 1061-1065, 1068, 1071, 1074, 1076, 1079, 1106, 1116, 1135, 1141, 1154, 1167-1168, 1183
- Prize Money, 25-26, 35-36, 40-42, 45-46, 56, 86, 95, 98, 100, 103, 105, 111, 119, 137, 158, 160, 178-179, 191-192, 206-207, 210, 214, 226-227, 246, 321, 323, 335, 363, 365, 379, 501-502, 517, 526, 539-540, 543, 628, 633, 636, 651, 665, 747, 772, 787-792, 803, 814-815, 828, 834, 838-842, 849, 852, 855, 857-859, 866, 875, 877-878, 881-882, 884-889, 891-892, 894-895, 897, 905, 907, 915-916, 926, 928, 935, 1023, 1046, 1058, 1132, 1137, 1139, 1144, 1147, 1150, 1182
- Procedures, 6, 11-12, 15, 23, 28, 46, 48, 50, 52-53, 57, 60, 64, 66, 69-72, 75, 77, 79-81, 101, 110, 112, 166, 206, 209, 247, 313, 315, 323, 330-331, 347, 354, 373, 463, 481, 483, 485, 489, 503, 516, 518, 524, 529, 533-534, 542, 593, 608-609, 616, 637, 639, 642-643,

- 645-646, 653, 656, 659-661, 770, 784, 789, 798, 802, 813, 815, 856, 865, 876-877, 889-890, 895, 898, 924, 960, 968, 981, 990-992, 999-1001, 1006, 1008-1009, 1011-1018, 1042, 1044, 1052, 1081-1082, 1085, 1090, 1099, 1101, 1145, 1153
- Produce Of Dam, 96, 181, 237, 249, 311, 333, 354, 357, 529-530, 740, 750-751, 753, 826, 873, 929, 967, 974, 1081, 1094, 1102, 1135, 1141
- Professional, 6, 14, 56, 101, 196, 218, 225-228, 232, 245, 256, 260, 296, 322, 326-328, 628, 656, 672, 746, 806, 808, 810, 816, 877, 926, 929, 963, 965, 970-971, 1011, 1045, 1056, 1062-1066, 1068, 1071, 1073, 1078-1079, 1087, 1114, 1168
- Promotion, 25, 114, 123, 125, 128, 130, 135, 145-150, 153-154, 156-164, 166-168, 794
- Protective Headgear, 92, 111, 244, 250, 256-257, 259, 263, 267-269, 277-278, 299, 311, 328-329, 336-339, 345, 348, 355, 377, 381, 384-385, 397, 399-400, 406-408, 418-419, 435, 484-486, 502-503, 523, 526, 530-531, 549, 577, 612-613, 620, 627, 632, 635, 650, 664, 679-681, 746, 756, 758-760, 762, 765, 769, 777-778, 780-781, 812-814, 846, 889, 927, 931-932, 934, 936, 939-940, 942, 945, 948-949, 951-952, 954, 958, 961-962, 965, 975, 978, 981-983, 1006, 1022, 1025, 1044-1047, 1049, 1069-1070, 1072, 1078, 1080, 1085-1087, 1092, 1096, 1100, 1104, 1109, 1111, 1133, 1140, 1148, 1179
- Protesting, 64, 68-69, 829, 863
- Protests, 6, 14, 71-73, 77, 204-205, 216, 218, 232, 535, 542, 589, 608, 669, 683, 711, 864
- Puissance, 896, 899, 902, 907, 911
- Purpose, 1, 7-12, 14, 19-21, 24, 41, 46, 51-53, 56-58, 60-61, 66, 68, 81, 86-88, 104, 106-107, 130, 134-135, 138-140, 145-146, 151, 174-177, 179, 193, 196, 201-202, 206-209, 221, 223, 226-227, 233, 245, 255, 257-258, 313, 318, 322, 324, 327-328, 344, 351, 355, 365-366, 369, 391, 398, 401, 410, 428, 432-434, 451-454, 463, 473, 480, 483, 499, 502, 504-505, 516, 518, 521-522, 525-528, 530, 551, 624, 628, 633, 637, 644, 651, 657, 660, 662, 673, 676, 684, 718, 723, 746-747, 757-761, 780, 784-785, 792, 794, 801, 804, 808-810, 817, 831, 835, 843, 846, 858, 860, 862, 893-894, 899, 905, 907, 911, 926, 943, 961, 970, 982, 992, 994-995, 1003, 1014-1015, 1018, 1022, 1043, 1045, 1056, 1069, 1086-1089, 1092-1093, 1100, 1110, 1118, 1150, 1167-1168, 1181-1182
- Putting-to, 395, 435, 437
- Q**
- Quadrille, 110, 462, 481-482, 486, 488, 520, 526, 758
- Qualifying, 10-11, 27, 33, 65, 74, 95-96, 98, 100, 111-112, 119-120, 136, 142, 171, 176, 178, 199, 201, 215, 220-221, 229-230, 232-233, 237-241, 246, 248, 250, 252-258, 260-265, 270-271, 273, 277-280, 311-314, 316-317, 323, 332, 335-339, 343-345, 352, 356, 358-360, 375, 383, 390, 462, 481, 483, 485-490, 494, 498-500, 503, 505, 507-508, 510, 516-519, 522, 533, 630, 637-641, 643, 646-648, 651, 653-661, 673, 678, 718-719, 721, 740-743, 746, 753-754, 756-760, 762-767, 769, 779-781, 802, 806-807, 809-812, 816, 821, 852, 867, 869, 873-874, 879, 881, 883, 890-891, 910-911, 914-915, 922, 924, 928-929, 961-963, 967-969, 971, 973, 975, 977-980, 982-984, 986, 988, 990-991, 993, 997, 1000-1002, 1006-1007, 1009-1010, 1012-1013, 1017-1020, 1025, 1044, 1046-1047, 1049-1050, 1053, 1057-1058, 1060-1062, 1073-1074, 1076, 1079, 1086, 1097, 1100, 1103-1105, 1130-1131, 1135, 1141, 1166, 1187-1188
- Quarter-pirouette, 462, 475
- Questioning, 64, 68-69, 73, 863
- Quorum, 76, 101
- R**
- Radios, 669, 682
- Rating, 9, 23, 26-27, 29-30, 34-36, 41-45, 47, 97-98, 113, 137, 159, 179, 187, 190-191, 201, 206, 213-214, 537, 539, 588, 783-795, 829, 844, 852, 857-859, 874-875, 878, 881, 884-887
- Rating Requirements, 43-45, 789, 829, 858, 874
- Ratings, 30, 41-42, 45, 110, 177, 783, 787
- Reciprocity, 62, 71, 80, 85, 925
- Recorded Judge, 122, 129-130, 154, 156, 158
- Recorded Steward, 122, 135, 165
- Records, 25, 52, 87, 114, 140, 169, 171, 173, 176, 179, 204, 209, 213-214, 229, 484, 503, 522, 544-545, 621-622, 883, 993, 1054, 1073, 1079
- Refund, 103, 110-111, 113, 117-118, 235, 675, 684, 864, 887
- Refusal, 51, 105, 107, 109, 114, 118, 235, 306, 341, 369-372, 423, 425, 553, 583, 608, 619, 634, 636,

INDEX

- 638-640, 642, 647, 678, 693, 695-697, 700-705, 848, 850, 903, 905-906, 914, 955, 993-994, 1009, 1012-1013, 1024, 1074, 1106-1109, 1136, 1142, 1147, 1152-1154, 1157, 1163
- Refusal Of Entries, 109, 114, 118
- Regional, 25, 34-35, 37, 39, 95, 98, 128-129, 132-133, 135-136, 144, 147, 151, 156, 169, 171, 174, 176-178, 180-181, 183-184, 187-189, 191, 196, 198-199, 201-202, 225, 231, 233-234, 243, 246-247, 252, 284, 317, 323, 326, 330, 333, 335, 349-350, 363, 368, 374-375, 377, 489, 504-505, 510, 517-518, 521-522, 629, 633, 637, 639-640, 648, 665, 746, 754-755, 758, 783-784, 787-788, 790-791, 793-794, 829, 836-837, 840-841, 852, 858-859, 871-872, 876-878, 895, 897, 916, 926, 928, 997, 1000, 1017-1019, 1027
- Registered Judge, 122, 128, 130, 134
- Registered Judges, 151, 154, 156, 162, 168
- Registered Steward, 65, 69-70, 122, 135, 866, 884-885, 915
- Registered Technical Delegate, 136, 504
- Registration, 19, 65, 169, 171-175, 185, 190, 194-195, 220, 229-230, 243, 280, 317-318, 326, 388-389, 516-517, 522, 559, 622, 631, 672, 744, 799, 816, 830, 834, 862, 883, 896, 925, 927, 970, 992-993, 1019, 1043, 1047, 1054, 1092, 1102, 1132, 1134, 1138
- Regulations, 13, 53, 58, 60, 62, 80-81, 84, 86, 90, 93, 98, 100, 123, 138, 142, 173, 213, 218, 220, 223-224, 246, 311, 315, 320-321, 374, 446, 456, 462-464, 485, 527, 531, 540, 546, 550-552, 555, 559, 570, 588-590, 592-593, 609, 612, 615-617, 629-630, 648, 707, 715, 753-754, 871-872, 922, 926, 929, 967, 970, 990, 995, 1022-1023, 1025-1028, 1083, 1130, 1133, 1139
- Rein Back, 272-273, 296-297, 411-413, 415-419, 432, 443, 449, 462, 469, 716, 758, 823-824, 980, 1104, 1106
- Reining, 12, 19, 21-22, 24, 26-28, 41, 45, 93, 99-104, 107, 110, 112, 117, 123, 126-128, 131-134, 162, 167, 170, 181, 183, 188-189, 196, 198, 220, 222, 240-241, 243, 246, 270, 277, 280, 286, 289, 292, 314-316, 321-322, 325, 327, 329, 340, 342, 362-364, 374-376, 378-379, 382-384, 579, 583, 629-630, 662-666, 668, 743, 768, 782, 815, 924-927, 932, 935, 939-940, 944-947, 950, 952-953, 958-959, 981, 983-984, 1021-1041, 1044, 1073, 1085, 1147, 1151, 1167, 1178
- Reining Seat, 134, 315, 321, 325, 329, 374-376, 378-379, 629-630, 662, 665-666, 668, 924, 927, 944-947, 952-953, 958
- Reinmanship, 394
- Reinstatement, 145-146, 832-833, 877
- Renvers, 271, 472-474, 477, 1173
- Requirements, 9, 16, 18-22, 24, 29, 32-33, 41-45, 47, 56, 59-60, 64-67, 77, 98-99, 102, 107-115, 119-120, 123, 133-134, 137, 139, 141, 145-149, 151-152, 154-159, 161-162, 164-168, 173, 176-177, 206, 208-209, 212-213, 215-216, 218, 221, 226, 228, 230, 232, 235, 246, 279-280, 311, 313, 315-317, 320-322, 325-326, 329, 349-350, 355-356, 366, 368, 374, 378, 382, 397, 400, 407, 435, 439, 451-453, 462, 475, 478-481, 486, 502-505, 510, 516-517, 519-520, 522, 524-527, 529, 535, 544-545, 550, 557, 559, 588, 590, 615, 621, 626-627, 629-630, 634-637, 642, 650, 652, 658, 666, 669, 672-674, 678-679, 684, 699, 718-723, 741, 746, 763, 781-794, 797, 799, 801-802, 816, 822, 827, 829, 838, 842-843, 845, 855, 858, 861, 870, 872, 874-878, 881, 886-887, 889-891, 893-894, 898-899, 904, 907, 916, 922, 924, 926, 934, 940, 943-944, 948, 967-968, 971, 975-979, 981, 993, 995-997, 999-1000, 1005, 1008, 1010-1011, 1014, 1016-1017, 1019-1020, 1023, 1042-1043, 1050-1053, 1055-1056, 1061-1063, 1065, 1069-1070, 1073, 1078, 1080, 1084-1085, 1087, 1113-1114, 1117-1118, 1120, 1123, 1132, 1138, 1165-1167, 1172, 1179, 1183, 1189-1190
- Requirements For Competition Management, 311, 322, 1165, 1183
- Responsibility, 1, 4, 8, 15, 25-26, 32, 51-53, 65, 87, 92-93, 103, 130, 135, 142, 145, 171-172, 176-177, 179, 206-209, 231, 279, 318, 329, 393, 398, 402, 404-406, 418, 422, 431, 489, 497, 516-517, 519, 525, 545, 548-549, 561, 574-576, 609, 615-616, 620-621, 636, 672, 674, 680, 684-685, 690, 703, 715, 781, 786-787, 792, 814, 831, 855, 859, 862, 864, 884-885, 890-891, 925-926, 994, 1019, 1026, 1028, 1048, 1058, 1071, 1132, 1147, 1179-1180, 1190
- Restricted, 7, 10, 12-14, 27, 34, 37-39, 42, 45, 57, 68, 92, 97-98, 100-101, 112-113, 117, 127, 134, 140-141, 150, 154, 158, 165, 172, 181, 187, 193, 196, 202, 205, 207, 210-211, 213-214, 220, 227, 229-230, 248-249, 281, 317, 323, 326, 347-348, 351, 363, 374, 376, 401, 403, 405, 409-411, 448, 455, 481, 489, 516, 562, 608, 628, 630-631, 635-636, 643, 647, 649, 652-653, 659,

- 663, 665, 667, 724, 746, 763, 782, 784, 788, 795, 802, 806-807, 809-810, 813, 815, 817, 821, 830, 833-836, 841, 843, 845, 847, 849, 854-857, 859, 881, 883, 888, 891-895, 916, 926-929, 942-943, 959, 978-979, 991, 1010, 1041, 1048, 1054, 1056, 1068, 1071, 1078, 1084, 1088-1089, 1114, 1150, 1167-1168, 1176-1177, 1188-1189
- Restriction, 23, 33, 41, 58-59, 115, 123, 127, 140, 143-146, 183, 185, 190, 210, 220-224, 248, 323, 330-331, 363, 374, 401, 403-404, 409-411, 438, 486, 488-489, 546, 571, 590, 612, 620, 643, 647, 668, 675-676, 681-682, 711-713, 724, 782, 816, 824, 836, 881, 888, 890-891, 926, 956, 958, 1003, 1049, 1095, 1179-1180
- Restrictive Criteria, 119, 879, 891
- Result, 27-28, 31-32, 46-47, 52, 54-55, 92, 104, 118, 141, 176, 214, 224, 228, 231, 233, 245, 247, 258-259, 279, 325, 329-330, 346, 356, 364, 371-372, 374, 378, 398-399, 406-407, 448, 454, 464, 467-468, 475, 478, 480-481, 498, 500-502, 519, 524, 541, 544, 546, 549-550, 552-553, 555-558, 560, 562-564, 574, 578, 585-586, 591, 611, 613, 615, 620, 623, 634, 638-640, 647, 666, 673-674, 678, 680, 687, 690-692, 697, 699-701, 703-704, 709, 718-719, 721, 746, 750, 762, 789, 830, 834, 838, 853, 860-862, 864-865, 870, 890, 896, 902-903, 905, 907, 914, 925, 927, 935, 955, 965, 980, 987, 1002, 1019, 1022, 1024-1027, 1056, 1059, 1088, 1099, 1111, 1125, 1132, 1136, 1138, 1142, 1150, 1153, 1157, 1163, 1168-1169, 1175, 1179-1182, 1184, 1186, 1189-1190
- Results, 10, 21, 40, 46-47, 50, 54-55, 61, 64, 69, 85, 98-99, 101-102, 114, 116-117, 120, 130, 135, 141, 179, 191, 204, 208-209, 213-215, 229, 308-309, 319, 325, 362-363, 370, 404, 411, 427, 449, 501, 516-517, 526, 535, 539, 542, 544-545, 549, 554-555, 559-560, 563, 567, 578, 589, 610, 615, 621-622, 640, 644, 646, 662, 666, 678, 683, 691, 696, 712, 790-792, 796, 838, 843, 861, 863, 869, 877, 888-889, 891, 896, 906, 916, 950, 998, 1015, 1023, 1025, 1092, 1115, 1125, 1152, 1167, 1182
- Retest, 50, 52, 54-55, 57, 61
- Retirement Ceremony, 90, 96, 215
- Return To Competition, 218, 234-235, 679
- Ribbons, 13, 41, 45, 56, 86, 94-95, 119, 178, 193, 195-196, 201, 206, 216, 246, 255, 279, 282, 284, 318, 321, 328, 333, 349, 355, 365, 378-379, 404, 410, 435, 488, 501, 526, 617, 630, 633-634, 636-637, 646, 651-652, 665, 667, 747, 751, 759, 770-772, 802-804, 815, 817, 822, 835, 838, 848-849, 854-855, 872, 874, 888, 903, 907, 925-926, 928, 943, 945, 957, 994, 998, 1046, 1055-1056, 1058, 1081, 1087, 1095, 1098, 1111, 1114, 1134, 1140, 1150, 1178
- Rider, 6-10, 12-15, 19, 21-22, 26, 45, 53, 61, 73, 77-78, 85, 90, 92, 96, 98-101, 107, 110, 113, 115-121, 139, 141-144, 152, 154-155, 175-176, 179, 181, 187-190, 192-193, 195, 202, 205, 212-214, 220-228, 232-233, 235, 238-239, 241, 243-245, 249, 252-261, 266-270, 273, 277-285, 295-296, 298-300, 303-310, 315, 319, 323-326, 328-329, 335-346, 348-351, 356, 360-361, 363-372, 374-379, 382-385, 387, 397, 418, 462, 464-490, 494, 497-502, 504-506, 508-509, 516-523, 526-528, 531, 609, 613, 615-623, 627-628, 630-669, 673-675, 677-680, 684-686, 688-689, 694, 697, 703, 706-710, 715, 718-724, 744, 746-747, 753-754, 756-762, 768-771, 775-782, 791-793, 795-796, 804, 812-814, 816-817, 827, 830-831, 834-838, 840-843, 846-850, 852-853, 856, 867, 870-872, 875-879, 881, 883-884, 886, 888-891, 893-898, 900, 902-907, 909-912, 915-916, 919-920, 925-930, 932, 934-936, 938-939, 941-959, 961-963, 965, 970-980, 982-984, 987-988, 990, 992-1004, 1006, 1009-1017, 1019, 1022-1024, 1026-1027, 1030-1039, 1043-1044, 1047, 1049, 1054-1060, 1062-1065, 1068-1074, 1076, 1078-1080, 1084, 1086-1089, 1098, 1100, 1108-1111, 1133, 1135, 1137-1138, 1140-1141, 1143-1145, 1147-1148, 1150-1154, 1159-1160, 1164-1165, 1167-1178, 1180-1190
- Ringmaster, 8-9, 139, 144, 204, 207, 247, 257, 407, 657-660, 760, 777-778, 874, 1002, 1057, 1082, 1094, 1101
- Roadster, 13-14, 24, 29, 34, 66-67, 70, 93, 95-96, 113, 123, 127, 129, 131, 133-135, 144, 153, 161-163, 170, 176, 178-179, 183, 189-190, 196, 198, 213, 221, 226, 314, 322, 330, 334, 359-360, 798-799, 801-803, 812-816, 923, 927, 940-941, 965, 968, 970, 973, 981, 1042-1049, 1052, 1056, 1059-1060, 1084-1085, 1090-1091, 1096-1097, 1100, 1104, 1130, 1135-1136
- Roadster Ponies, 13, 66, 798-799, 801-803, 813-815, 1042-1043, 1048-1049, 1104
- Roadster Pony, 13, 127, 153, 189-190, 198, 798-799,

INDEX

801-803, 812-816, 1045-1046, 1048-1049, 1096-1097, 1130, 1136

Roman Chariot, 1091, 1111-1112

Rule, 1, 3, 6, 8, 10-11, 14-17, 20-21, 25, 29, 33, 46-47, 51-53, 56, 58-62, 72-74, 77-79, 81-82, 85-87, 91-93, 102-103, 107-108, 110-113, 116, 118-119, 126, 139-141, 143, 168, 176, 188-189, 196, 206, 208, 212, 216-217, 219-223, 225, 227-228, 230, 234-235, 244, 248, 284, 317-320, 322, 328-329, 349, 375, 392, 399, 401, 447, 464, 485, 503-504, 518, 525, 530, 539, 544-545, 557, 577, 586, 592, 623, 631, 633, 637, 642, 651, 659, 674, 676, 680, 702, 705, 712, 715, 723, 727-728, 746, 749, 770, 784-785, 802, 804, 808-809, 811, 817, 830, 846, 860-862, 864, 866, 883, 886, 910, 953-954, 963, 988, 993-994, 997, 1004, 1018-1019, 1023, 1026, 1028, 1049, 1100, 1132, 1138, 1151, 1167-1168, 1183, 1189-1190

Rule Change, 6, 15-17, 33, 51, 168, 631, 727-728, 830, 1167

Rules, 1, 3-4, 6-17, 20-22, 24, 26-27, 29, 31-33, 41, 45-48, 51-54, 56-62, 64-65, 69, 72-73, 75-83, 85, 87-88, 93-101, 104, 106-107, 110, 112-116, 119-122, 125-126, 130-131, 134-135, 138-144, 161-162, 164, 176-177, 180, 196, 204-209, 211, 215-216, 219-225, 227-228, 234-235, 246, 255-256, 260, 265, 277, 279-281, 283, 295-296, 298-299, 309, 317, 321-322, 324-327, 329, 331, 339, 347-350, 360, 362-366, 373-375, 377-378, 385, 391-395, 397-401, 404-405, 407, 409, 418, 421, 423-424, 426-427, 431, 433-435, 437, 444, 446, 464, 481, 483-486, 489-490, 502-504, 509, 516-520, 522-523, 526-528, 530-531, 535, 539-542, 544-546, 548, 552, 555-557, 566, 568, 574, 577, 585-586, 590-593, 608, 610-612, 615-617, 620-622, 629-631, 636, 639, 641-642, 645, 647-648, 653, 655-656, 659-662, 669-670, 672, 675-677, 683-686, 688, 690, 697, 705-707, 709-711, 713-715, 718, 727-728, 731, 740, 745, 747-748, 750, 752-754, 756, 758-761, 766, 768-770, 778, 780-782, 784-786, 795, 802, 813, 829-831, 833, 835, 844, 847, 863, 866-867, 870, 877, 879, 882, 886-887, 889-890, 893-894, 898-899, 904, 906, 909, 913, 915-916, 919, 924-927, 929, 933, 942, 945-946, 952, 958, 962, 964, 987, 990, 992-995, 1012, 1018-1019, 1022-1023, 1025, 1027-1028, 1044, 1063-1064, 1068, 1081-1084, 1103, 1114, 1117, 1123, 1127, 1132-1133, 1135-1137,

1140-1141, 1143-1144, 1150, 1167, 1176-1177, 1183

Rules For Tests, 669, 685

Runouts, 697

S

Saddle & Bridle's Shatner Western, 1073-1074

Saddle Seat, 43, 93, 113, 124, 127, 129, 131, 133-134, 153, 161-164, 181, 187-188, 208, 221, 226, 237, 240, 250, 252-254, 256-257, 261-263, 273, 277, 280, 315, 325, 334-339, 344, 355, 375, 378-379, 381, 383, 627-631, 649, 651, 653-658, 662, 740, 743, 754-755, 757, 760, 764-765, 770, 775-777, 781, 824, 924, 926, 944-946, 948, 958, 961, 964-965, 971, 977, 983, 1065, 1070, 1085-1086

Saddle Seat Equitation, 93, 113, 124, 127, 129, 131, 133-134, 153, 161-164, 226, 240, 273, 315, 335, 375, 383, 629, 631, 649, 651, 653, 655-658, 662, 743, 775, 945, 971, 977

Saddle Seat Medal, 129, 208, 378-379, 651, 653-654, 924, 948

Saddle Seat World Cup, 133, 221, 629, 662

Saddle Seat World Cup Selection, 629, 662

Saddle Type Horse, 986, 988-989

Saddle Type Pony, 989

Saddlebred Registry, 220, 229, 988, 1054, 1057, 1088

Saddlery, 10, 377, 462, 486, 488-489, 502, 509, 520, 523, 526, 531, 614, 620, 643, 647, 669, 671, 681-683, 690, 696, 702, 708, 725, 727-728, 957, 1185

Safety, 29-30, 76, 92, 103, 139, 212, 263, 270, 278, 280, 299-300, 320, 324, 326, 328-330, 343-344, 358-359, 361, 370-372, 377, 382-384, 393, 398-399, 402, 404-405, 407, 418, 429, 441-442, 485-487, 490, 500, 502, 507, 521, 524, 530-531, 535-536, 548-551, 556, 569, 581, 609-610, 612, 615-618, 620, 622-623, 627-628, 633, 636-637, 640, 642, 660, 678-680, 682, 694, 700, 757, 763-766, 778-780, 784, 808-810, 812, 815, 831, 836, 845, 847-848, 855, 879, 884-885, 888, 892, 898, 901, 906, 920, 928, 940, 942-943, 962, 965, 982, 995, 997-1000, 1006, 1012, 1014-1016, 1044-1045, 1047-1048, 1055, 1069, 1078-1079, 1085, 1107, 1111, 1147, 1181, 1183

Safety Coordinator, 212, 679

Safety Cups, 324, 636-637, 640, 642, 700, 855, 884-885, 892, 898, 901

Sale, 23, 47-48, 66, 86, 143, 173, 221, 224-227, 318,

- 326, 365, 675, 927, 992
- Salute, 272, 285-286, 289, 292, 299, 303-304, 306-307, 393, 395, 399-400, 413, 415-417, 424, 452-453, 457, 465, 497-500, 519, 557, 562, 610, 688, 690, 1116-1117, 1180-1181, 1186
- Schedule, 17, 22, 25, 30, 46, 73, 83, 90, 102, 111, 117, 150-151, 211, 216, 308, 323, 397, 456, 504-505, 509, 525, 531-532, 535, 545-546, 548, 557, 561, 576, 579-580, 584-586, 591, 610-611, 613-615, 617, 619-621, 623-624, 672, 684, 691, 786, 789-790, 851, 1183-1184
- Scheduling, 33, 90, 102, 190, 216, 231, 432, 453, 509, 519, 545, 557, 675, 684-685, 786, 795, 828, 856, 881, 886, 1182, 1184
- Schooling, 8, 52, 91, 104-107, 123, 142, 145, 160, 166, 207, 211, 216, 226-227, 271, 323-324, 341, 346, 348-350, 365, 367, 394, 410, 420, 489, 505-506, 509, 521, 524, 557, 634, 636, 639, 651, 666, 668, 675-676, 679, 699, 707, 715, 783, 785-786, 789-793, 795-796, 802, 817, 828-829, 831, 846, 855, 879-882, 884-886, 888, 898, 915-916, 919-920, 938, 990, 999, 1003-1005, 1007-1008, 1010, 1012, 1017, 1076, 1159, 1163, 1180, 1184-1185
- Schooling Rules, 324, 636, 639, 829, 879, 882, 916, 919
- Scoring, 165, 230, 277, 283, 295, 300, 303-306, 309, 313-315, 349, 352, 354, 362, 364-365, 370-371, 373, 379, 384, 396, 413-414, 428-429, 431, 434, 455, 460, 462, 501-502, 521, 533-534, 536, 559, 565, 618, 645, 647, 656, 666, 669-670, 683, 689, 695, 713, 715, 718, 770, 795, 848, 868-869, 882, 886, 900-901, 903-905, 908-909, 924, 943, 957, 960, 1021-1023, 1028, 1113, 1117-1118, 1120-1125, 1128-1129, 1145, 1150-1153, 1157, 1163, 1165, 1182
- Scoring Tables, 313, 349, 882, 909
- Scratch, 66, 505, 586, 861, 926, 1025, 1046, 1058, 1183
- Scratches, 53, 309, 501, 749, 916, 1050, 1058, 1182
- Secretary, 9, 19-20, 31, 53, 60, 73-74, 85, 88, 115-117, 138, 142, 144, 175, 204-206, 208-209, 213, 215-216, 220, 225-227, 229-230, 243, 327, 397, 483-484, 503, 505, 509-510, 522, 527, 530, 545-546, 550, 576, 609, 655, 674-675, 683-684, 744, 787, 840, 847, 852, 908, 946, 992, 995, 1005, 1058, 1132, 1183
- Section, 9, 13-16, 20-21, 24-25, 30, 33-37, 41-45, 52, 55, 65, 69, 72, 74, 78, 92, 95-98, 100, 102-103, 105, 110-111, 113, 115, 120, 127-129, 132, 134-136, 139, 143-144, 151, 153-156, 169, 175-180, 183, 185-186, 190-194, 200-201, 210-211, 213-215, 223, 225-226, 229-230, 246, 248, 250-252, 257-258, 263, 273, 280, 295, 304, 311-317, 321-323, 325-326, 328-330, 332-340, 343-346, 349-351, 357-361, 363-365, 367, 374, 377-379, 382-385, 387-389, 391-392, 400, 404, 410-411, 418-419, 426, 431, 433-434, 481, 504-505, 521, 524, 536, 544, 546, 549, 552, 554, 558, 567-573, 575-580, 585, 592, 598-602, 609, 612, 617-618, 628-631, 633, 635-639, 644, 647-649, 651-657, 661-662, 665, 667, 673, 684, 704, 712, 722-723, 740, 744-746, 748, 751, 753, 755, 758-759, 761, 764-766, 768-770, 780-781, 784-785, 788-792, 794, 799, 801-803, 805, 807-817, 820, 822-824, 827, 829-845, 849, 851-859, 861-865, 867-879, 881, 886-896, 899, 903, 907, 916, 922-928, 930, 932, 934-935, 939-941, 943-945, 954, 958-959, 961-965, 967-969, 971-972, 974-975, 977-984, 989-990, 993, 995, 997, 1002-1004, 1007-1008, 1010, 1026, 1043, 1046-1048, 1053-1054, 1056-1058, 1061, 1063-1065, 1070, 1079, 1085-1086, 1115-1118, 1120-1123, 1127-1145, 1147, 1150-1151, 1158-1159, 1168, 1183
- Senior, 5, 7, 16-17, 19, 22, 31, 73, 81, 95-96, 107, 110, 122, 126, 128-134, 136-138, 146, 150, 154, 157, 160-161, 174-175, 190, 194-195, 205, 207, 211, 213, 227-228, 230, 234, 248, 296, 328, 332, 368, 377, 441, 483, 516, 522, 539, 543-544, 570, 589-590, 593, 633, 640, 651, 654-655, 658, 665, 706, 711-712, 714, 723, 745, 750, 753, 831, 880, 884-886, 898, 902, 915, 1020, 1094, 1101, 1130, 1134-1135, 1141
- Senior Judge, 107, 122, 128, 711, 831, 885, 898, 902, 915
- Sharps, 208, 784, 786
- Sharps Container, 208, 786
- Shoe, 66, 93, 104, 106, 140, 246, 248, 308, 320-321, 324-325, 371, 441-442, 499, 556, 635, 643, 747, 811, 819, 822, 849-850, 880, 888, 892, 903, 926, 928, 931-936, 939, 941-942, 944-945, 958, 994-995, 1044, 1048, 1069-1071, 1078, 1080, 1097, 1104, 1117, 1133, 1139
- Shoeing, 60, 66, 68, 90, 93, 95, 104, 213, 237, 246, 311, 320-321, 324, 335, 389, 740, 747, 753-754, 811, 922-923, 926, 928, 931-934, 936, 939, 941-942, 944, 946, 958, 967, 970, 990, 995, 1070-1071, 1078, 1080, 1085, 1090, 1099, 1130, 1133, 1137, 1139, 1142
- Shoeing Regulations, 90, 93, 213, 246, 311, 320-321,

INDEX

- 753-754, 922, 926, 967, 970, 990, 995, 1130, 1133, 1139
- Shoes, 11, 14, 68, 93, 104, 140, 246-247, 274, 284, 320-321, 324, 329, 381, 406, 440, 481, 486, 488, 490, 524-525, 529, 549, 556, 624, 747, 750, 767, 772, 846, 862-863, 865, 964, 992, 995, 1044, 1048, 1069, 1094, 1096, 1098-1100, 1102, 1117, 1133, 1135-1136, 1139, 1141-1143
- Shoulder-in, 271-272, 396, 449, 473-474, 477, 563, 642, 1173-1174, 1200
- Show Jumping Talent Search, 131, 133, 143, 225, 641-643, 646
- Show Pleasure, 13, 99, 181, 189, 199, 239, 250, 261, 263-264, 627, 655, 741, 755, 764-765, 797, 802-803, 809-811, 813, 1051, 1065-1066, 1068-1070, 1073
- Show Pleasure Driving, 99, 181, 199, 239, 250, 263-264, 741, 755, 764-765, 797, 802-803, 809-811, 813
- Showing, 8, 65, 69-70, 76, 86, 93, 97, 106, 118, 139, 153, 167, 177, 205, 214, 218, 220, 227, 229, 244-245, 250, 263, 266, 268-269, 271-274, 310, 317, 320, 322, 336, 348, 352-353, 358, 374, 378, 380, 382, 388-391, 399, 408-409, 444, 448, 465, 480-481, 519-520, 523, 525, 527, 531, 533, 551, 563, 570-572, 580, 618, 623, 638, 640, 642, 644, 655, 658-659, 661, 668, 675-676, 693, 699, 725, 745-746, 750, 752, 763, 771, 773-776, 781, 798-799, 803, 808-812, 815-817, 821, 823, 831-834, 836-837, 840, 847, 859, 863-864, 898, 922, 925, 929-930, 932, 939, 941, 943, 959-960, 965, 970-971, 973, 987-988, 990, 992, 995, 998, 1003, 1009, 1014-1016, 1022, 1026, 1042, 1044-1045, 1049, 1051, 1054, 1059, 1068-1069, 1078-1083, 1090, 1092-1093, 1099-1100, 1106, 1112, 1132-1133, 1135-1136, 1138-1139, 1141-1142, 1147-1148, 1152, 1154, 1160, 1168-1171, 1186
- Showmanship, 181-182, 189, 226-227, 240, 243-244, 273-274, 276, 280, 315, 318, 322, 379-380, 382, 656-658, 660, 743, 745-746, 772-774, 812-813, 925, 927, 958, 964-965, 974, 1052, 1081-1083, 1091, 1100, 1112
- Shown, 6, 10, 13-14, 34-36, 41, 45, 58, 65, 68-70, 76, 86, 95-96, 98, 100, 102, 113, 118, 143, 173-175, 177-178, 193, 221-222, 224, 243-244, 247-248, 250-257, 259-266, 270, 273-275, 277-278, 280-282, 299, 317, 320-323, 326-328, 330-340, 343-349, 353-355, 357-362, 365-366, 371, 373, 379-380, 383, 385, 387, 389-392, 401, 410-413, 418-419, 421, 438, 449, 453-455, 464-465, 469, 474, 478, 481, 484, 498-500, 519-521, 525-526, 528-533, 545, 551, 561, 564, 604, 624, 627-628, 637, 639-640, 644, 646, 648-649, 651, 654-655, 660, 662, 665-666, 676-677, 683, 686, 688, 690, 693-695, 698-699, 727-728, 744-747, 749-752, 754-760, 762-772, 774-781, 799, 801-826, 830, 833, 835-838, 843, 851-852, 854, 862-864, 867-869, 871, 873-874, 890, 892, 894, 896, 907, 925-929, 931-937, 939-941, 943-945, 949-950, 954-955, 959-965, 971, 974-984, 987-989, 993, 995, 997-998, 1001-1004, 1015, 1017, 1019-1020, 1022, 1043-1049, 1054-1056, 1060-1065, 1068-1074, 1078-1081, 1084-1089, 1092-1112, 1122, 1126, 1132-1144, 1148-1153, 1158, 1164, 1172, 1175, 1181-1182, 1187-1188
- Side Saddle, 42, 178-179, 183, 192, 259, 266-268, 281, 312, 339, 343-344, 385, 391, 631, 664-665, 827-828, 835, 844, 846-848, 851, 854, 857, 859, 926, 935, 942-943, 968, 971, 976-977, 982, 1005, 1010, 1053, 1068, 1072, 1078, 1085-1086, 1148, 1178
- Sidecheck, 262-265, 358-359, 444, 627, 763-766, 804-808, 810-811, 818, 821, 931, 933, 1070-1071
- Signals, 423, 500, 692, 1164, 1182
- Signature, 74, 115-118, 121, 140, 172-174, 946, 1057
- Size, 12-13, 105, 196, 245, 282, 307, 318, 327, 364, 385, 389, 393, 398, 401, 403-404, 409-411, 415-417, 419, 434-435, 442, 444-445, 448, 450-451, 454, 458-459, 470-471, 475, 486, 505, 507-508, 521, 527, 532, 562-564, 609, 612, 632, 657, 668, 698, 716, 748, 764, 784-785, 799-800, 818-819, 821, 836-837, 842, 879, 901, 912, 919, 941, 943, 953, 970, 972, 987, 995-996, 999, 1045, 1058, 1064, 1084, 1089, 1097, 1099, 1105, 1111, 1114, 1117, 1127, 1133, 1139, 1172, 1184, 1189
- Snaffle, 250-255, 257-259, 263-266, 271, 282, 284, 329, 335-342, 345, 347, 354-355, 358-360, 362, 371, 373, 377, 445, 478, 487-488, 491-494, 496, 521, 523, 530-531, 627, 631-633, 651, 663, 665, 681-682, 726, 751, 753-761, 763-765, 768, 770, 780-781, 808, 810-811, 813-814, 823-825, 846, 873, 931, 933-934, 936, 938-941, 944, 951-952, 954, 957, 959-961, 964, 974-975, 977-984, 1004-1005, 1010, 1013, 1015, 1023-1024, 1027, 1045, 1047, 1049, 1061-1065,

- 1069-1074, 1076, 1078, 1080, 1082, 1085, 1087,
1089, 1096-1097, 1100, 1103-1105, 1115, 1137, 1145,
1147-1148, 1150-1151, 1153, 1158-1159, 1176-1180
- Snaffle Bits, 259, 329, 339, 355, 491-492, 627, 663,
665, 768, 780, 936, 944, 951-952, 957, 984,
1004-1005, 1010, 1023-1024, 1027, 1072-1074, 1148,
1176
- Soundness, 73, 91, 106, 139, 206, 235, 258, 311, 318,
323, 330, 345, 348-349, 352, 435, 525, 531, 630, 645,
707, 751, 761, 817, 820, 828, 838, 846, 848-849,
851-852, 854, 860-861, 865, 867, 869, 872, 874, 877,
884, 941, 943, 962, 970, 980, 989, 992, 994-995,
1090, 1092, 1108-1109, 1138, 1147
- Special, 17, 23-25, 32, 40, 42, 45, 47, 88, 96-97, 102,
112, 122-123, 127-130, 134-137, 140, 142-143, 165,
169, 179-180, 183, 185, 207, 210, 213, 215, 221, 224,
230, 245, 284, 325, 388, 392, 401, 410, 441, 479-480,
488-489, 504-505, 516, 518, 520-522, 528-529, 536,
548, 550, 608, 610, 628, 633, 638, 653, 682, 689, 783,
788, 794, 811, 829, 846, 855, 858, 870, 874-878, 882,
887, 893, 899, 904, 906, 909, 913, 922, 926, 934,
976-977, 995, 997-998, 1002, 1005, 1008, 1011, 1015,
1028, 1065, 1069-1070, 1073, 1078, 1081-1082, 1158,
1183
- Special Classes, 207, 388, 392, 401, 505, 528-529, 882,
887, 899, 913
- Special Conditions, 23, 42, 45, 47, 169, 179, 183, 536,
550
- Special Judge, 122, 128-130, 855
- Special Jumper Course Designer, 122, 137
- Special Steward, 122, 135
- Specialty Time Competitions, 425
- Specifications, 4, 9, 41, 45, 73, 94-95, 97, 99, 106,
109-112, 115, 126, 128, 139, 177, 179, 185, 193, 195,
198, 206, 210, 216, 235, 237-241, 247, 251-257,
259-265, 270, 273-274, 277-280, 311-316, 318, 320,
323, 325-329, 332, 334-339, 343-345, 348, 350,
357-360, 363-365, 374, 377-378, 383-384, 389,
391-392, 394-395, 404-405, 411, 413, 418-420, 423,
430, 435, 463, 487, 506-507, 516-517, 520-521, 523,
525, 529, 532, 538, 611-612, 626, 628, 630, 641-648,
656-661, 670-671, 673, 689, 716, 740-743, 746-747,
750-754, 756-767, 769, 772-773, 779-782, 787,
797-798, 801-805, 807-813, 815, 817-820, 825, 828,
831-832, 835, 837-838, 841-843, 847, 849, 851,
853-854, 871-875, 877-878, 881, 886, 889-891,
893-895, 902, 915, 922-925, 928-929, 931-937, 939,
941, 943-946, 958-959, 961-963, 965, 967-969, 971,
973, 975-976, 978-979, 981-984, 986, 988-991, 1001,
1006-1007, 1009-1010, 1012-1013, 1018-1019, 1042,
1046, 1049-1053, 1055-1057, 1060-1065, 1069-1070,
1073, 1079-1080, 1084, 1086, 1088, 1090, 1092,
1094-1098, 1101, 1103-1105, 1107-1110, 1112,
1134-1135, 1140-1141, 1145-1146, 1151, 1158, 1164,
1166, 1184, 1187-1188
- Speeds, 360, 423, 431, 433, 567, 584, 620, 693, 703,
717, 738, 767, 815, 940, 981, 996, 1043-1044, 1085,
1096
- Splitting, 107, 838, 1163
- Sport Horse, 12, 38, 66-67, 93, 96, 110, 114, 123,
127-128, 131-132, 143, 150, 155, 181, 183, 214, 222,
241, 281-282, 313, 318, 321, 323, 328, 330-331,
351-357, 463, 524-525, 527-529, 531-533, 740, 749,
751-752, 823-824, 924-925, 927, 959-961
- Sportsman's Charter, 2
- Spread Obstacles, 699-701, 881, 899
- Stable Security, 52, 536, 550
- Stabling, 81, 111, 118, 204, 208, 213, 215, 546, 550,
611-612, 616, 674-675, 783, 786, 790-793, 795
- Stake, 42, 95, 111, 199, 348, 385, 506, 813-814, 856,
891, 922, 928-929, 1044, 1048, 1050, 1058, 1079,
1095-1097, 1100, 1103-1105, 1135-1138, 1141-1144,
1185
- Stallions, 12, 90, 99-100, 106, 181, 183, 185, 243-244,
247-248, 250, 253-256, 273-274, 278-279, 318, 323,
327-328, 332-333, 348, 352, 374, 376, 379, 382, 384,
390-392, 401, 410, 481, 521, 524, 527-530, 551, 627,
630, 643, 661, 673, 745, 749, 754-756, 759-760,
762-763, 772, 782, 801-802, 804-805, 807, 815,
817-818, 820, 824-826, 830, 851, 872-873, 890, 894,
926, 929-936, 939, 941, 944, 958, 961, 963-966, 971,
979, 982-984, 987-988, 997, 1002, 1004, 1007-1008,
1010, 1017-1018, 1020, 1046, 1054, 1061-1064, 1068,
1081, 1084, 1087-1088, 1093-1098, 1100, 1102-1104,
1108-1109, 1114, 1133-1135, 1137, 1139-1141,
1143-1144, 1147, 1187-1188
- Standards, 23, 26, 29-30, 41, 46-47, 92, 237, 245, 311,
318, 324, 328-329, 334, 368-369, 384, 389, 399, 401,
407, 418, 479, 485, 510, 531, 549, 612-613, 620, 623,
627, 644, 679-680, 749, 783-785, 787-792, 794, 796,

INDEX

- 824-825, 855, 875, 884-886, 896-898, 900, 925, 940, 954, 962, 974, 1028, 1045, 1081-1082, 1088, 1099, 1107-1109, 1155-1156
- Standing, 5, 13, 16, 20-22, 25, 28, 46, 56, 67, 85, 101, 110, 126, 134, 136, 150-151, 153-154, 157-158, 160-164, 167-168, 171, 175, 177, 205-206, 209-210, 216, 228-231, 274, 353, 368, 382, 399, 402, 405, 407, 419, 442, 444, 446, 448, 503, 527, 532-533, 551, 597-600, 602, 609, 637, 643, 647, 653, 668, 696, 702, 744, 773-774, 778, 799, 801, 812, 817, 819-821, 824-825, 846, 862, 867, 869, 871, 875, 877-878, 883, 903, 916, 928, 946, 948, 950, 952-953, 955-956, 960, 974, 992, 996, 1001, 1014, 1020, 1043, 1054, 1076, 1081, 1084, 1101, 1114-1115, 1133, 1139, 1179
- Standings, 41, 176, 635, 644, 869, 875, 877-878, 891
- Starter Event Rider Tests, 669, 685-686
- Starting Order, 103, 214, 349, 536, 559-560, 576, 584, 586, 669, 675, 881, 889-891, 916
- Steward, 8, 15, 47, 60, 62-63, 65, 67-70, 73-74, 76, 85-86, 88, 93, 103-108, 115, 122, 126, 128, 134-135, 138, 140-146, 159, 164-166, 205-207, 210-213, 216, 221-226, 229, 231, 235, 244-246, 248, 298-299, 305, 307, 310, 319-322, 324, 331-332, 340, 361-363, 373, 397, 488, 504, 509, 531, 537, 542, 550-551, 555-556, 558-559, 568, 587, 591-592, 615, 618, 630, 637-640, 642, 644-645, 653-655, 672, 676, 681-682, 684, 715, 746, 804, 814, 817, 826, 831, 846, 860, 862-866, 873, 875, 879-880, 884-886, 888, 896, 898, 907-908, 915-916, 919, 926-927, 935, 947-948, 951, 958, 970, 983, 992, 994, 1005, 1014, 1018-1019, 1026, 1030-1039, 1045, 1048, 1056, 1071, 1100, 1112, 1116, 1118, 1147, 1168, 1176, 1179, 1183, 1185, 1189-1190
- Stewards, 4, 9, 88, 110, 122-126, 128, 134-136, 140-144, 146-150, 153-158, 160-168, 210-211, 215, 218, 220, 222, 455, 488-489, 509, 530, 550, 591-593, 639, 676, 715, 787, 846, 860, 870, 884-886, 907, 925, 1019-1020, 1132, 1165, 1179, 1185
- Stopping The Clock, 703
- Stripping, 335, 928, 988, 1050, 1056-1057, 1064
- Style Of Driving, 393, 399, 557
- Submission, 16, 30, 48, 54, 78, 83, 109, 114, 117, 125-126, 159, 174, 235, 245, 282, 304, 322, 396, 408, 450, 453-454, 462, 474, 478-480, 500, 679, 746, 758-760, 926, 970, 1019, 1045, 1056, 1087-1088, 1117, 1165, 1168, 1174-1175, 1181, 1186-1188
- Substitution, 53, 117, 140, 185-186, 221, 235, 298, 350, 404, 522, 557, 559, 577, 638, 654-655, 675, 745, 881, 901, 947, 958, 1022, 1113, 1115-1116
- Substitution Of Obstacles, 350, 881, 901
- Substitutions, 109, 117, 483, 536, 545, 558-559, 675
- Suitability, 126-129, 181, 188-189, 235, 238, 252-257, 259, 261, 270, 277-278, 332, 336-340, 343-344, 349, 357, 359, 383, 412, 418-420, 433, 435, 527-528, 628, 631, 639, 662, 666, 668, 686, 713, 741, 756, 758-760, 778-779, 802, 806-813, 816, 819, 821, 823-824, 835, 848, 850-851, 867, 869, 872, 874, 929-933, 937, 939-940, 943, 950, 961-962, 972, 976-979, 982-983, 989, 997, 1000, 1017, 1049, 1053, 1057, 1063-1065, 1069-1070, 1073, 1078-1079, 1086-1087, 1098, 1104-1105, 1110, 1132, 1135, 1137-1138, 1141, 1143, 1166, 1179, 1186-1188
- Suitable, 57, 67, 94, 97, 140, 143, 146, 152, 159, 180, 208, 215, 247, 251-253, 257-259, 263-265, 278, 330, 334, 339, 342, 344-345, 348, 351, 356, 358, 372-374, 383, 385, 403, 414, 418-419, 434-435, 437, 440-441, 446, 451, 462, 506, 509, 521, 525, 527, 529, 553, 580, 590, 609, 624, 630, 668, 676, 679, 691, 693-694, 698, 714, 750-751, 754-755, 757, 761, 764-766, 768-769, 771, 782, 792-793, 795, 804, 806, 812, 817, 820-824, 826, 836, 862, 927, 929, 936, 944, 946, 951-952, 959, 961-962, 965, 974-975, 979-980, 982-983, 987, 1015, 1043, 1047, 1055-1056, 1065, 1071-1072, 1081, 1086-1087, 1089, 1095, 1097-1098, 1100, 1103-1105, 1107, 1110, 1112, 1114, 1116-1117, 1136-1137, 1142-1143, 1149, 1176-1178
- Sunken Roads, 900
- Surface, 64, 67-68, 208, 215, 246, 320, 369, 431, 487-488, 491, 493, 525, 554, 556, 580, 616-617, 624, 707, 747, 787, 814, 829, 862, 926, 1004, 1006, 1008, 1048, 1116
- Suspension, 14, 39, 56, 71, 75-76, 80-81, 86-89, 104, 118, 141, 216, 219, 234-235, 250, 272, 319, 321, 324, 409, 411, 448, 467-469, 476, 478, 563, 679, 748, 750, 752, 781, 864-865, 890, 993, 1087, 1168-1171, 1175, 1184
- Sweepstakes, 41-42, 45, 56, 86, 90, 96, 221, 246, 317, 321, 747, 926, 1057, 1062-1065, 1080

T

- Table II, 103, 349, 882, 889, 892, 899, 902, 904-905, 910-912, 963
- Table III, 882, 892, 910, 912, 914
- Table IV, 103, 349, 391, 882, 895, 902, 904-905, 912-913
- Tack, 99, 105, 107, 142, 145, 181, 222, 224, 226, 240, 248, 256-258, 260-262, 265-266, 269-270, 274-275, 277-278, 298-299, 310, 314, 322, 330, 334-336, 338-339, 342-345, 347, 350, 352, 354-355, 358-360, 363, 373, 381-382, 384-385, 616, 620, 632, 644, 647, 649-651, 655, 665-666, 715, 745, 761, 772, 774, 777-779, 781, 804, 816-817, 823-825, 827, 846, 848, 852, 880-881, 884-888, 910, 916, 926-927, 931-932, 934-935, 944, 948-949, 951-952, 954-955, 962, 964-965, 980, 982, 984, 990, 994, 996, 998-999, 1003-1005, 1007-1008, 1010-1017, 1022, 1024, 1049, 1056, 1085, 1093, 1095, 1100, 1104-1105, 1112, 1135-1136, 1140, 1142, 1145, 1148, 1150, 1154, 1165, 1176, 1179
- Take Your Own Line, 914
- Tandem, 13, 117, 185, 188-189, 324, 394-395, 407, 410, 418-419, 423, 435-437, 440, 452-454, 459-460, 544, 613, 743, 745, 780, 819, 821, 848, 1090, 1093, 1095, 1098, 1136-1137, 1142
- Tandem Riding, 188-189, 743, 745, 780
- Tapaderos, 259, 342, 935, 1072, 1084, 1148, 1178
- Team, 13, 21, 27, 62, 69-70, 112-113, 117-118, 142, 144, 172, 201, 206, 221, 242, 245, 262, 295, 299, 306, 308-309, 395, 435-439, 443, 483, 520, 522, 526, 535, 540-542, 545-548, 556, 559-560, 570, 588, 609, 618, 621, 662, 675, 680, 685, 687, 711, 713, 819, 822, 845, 848, 853-854, 866, 875, 883, 888, 915, 958, 1022, 1098, 1105, 1107, 1111-1120, 1125-1128, 1137, 1142
- Team Event, 1113-1116, 1118, 1127-1128
- Technical Delegate, 8, 15, 60, 62-63, 69, 73-74, 85-86, 88, 106-108, 122-123, 126, 132, 136-138, 140-145, 149-152, 205-207, 210-213, 216, 221-223, 226, 229, 235, 282, 396-397, 399, 403-404, 420, 422, 431-432, 438, 455, 484, 489, 497, 502-504, 506, 509, 516, 524-525, 527, 537, 539, 546, 548, 550-551, 553, 567, 569-573, 576, 579-581, 584, 587-592, 594, 608-609, 611, 613, 670, 676-679, 681-685, 694, 697-698, 703, 707, 711-713, 715, 1118
- Technical Delegates, 9, 88, 110, 122-125, 128, 132, 136-137, 140-144, 146-153, 156, 158, 160-164, 167-168, 210-211, 215, 218, 220, 222, 393, 403, 455, 504, 506, 509, 516-517, 526, 580, 590, 593, 707, 712
- Terms, 12, 26, 29-32, 46-47, 57, 61, 70, 81-82, 86, 88, 116, 121, 209, 218, 230, 232, 352, 393, 397, 533, 552, 612, 619, 623, 927
- Testing, 26, 50-55, 57, 62, 88, 92, 98, 107, 140-141, 151, 165, 168, 209, 232, 235, 248, 318-319, 328-329, 384, 399, 407, 485, 526, 531, 549, 552, 612, 620, 627, 630, 637, 646, 648, 655, 661, 679, 745, 860, 863, 940, 954, 965, 1045, 1105
- Tests, 27, 51, 70, 98, 100, 110, 112, 128-129, 139, 188-189, 203, 210, 223, 233, 240, 243, 272, 278, 281, 283, 299, 315, 323, 335, 350, 375-380, 382-383, 396, 408, 412-414, 418, 450-453, 459-460, 462, 467-470, 478-487, 489, 491-494, 497-501, 505-509, 518-521, 523-525, 536, 551, 561-562, 589, 608, 629-631, 634-637, 639-640, 642, 646, 648-649, 652-655, 658-662, 666-667, 669, 672-673, 675, 679-682, 685-688, 706, 711-716, 743, 746, 757-759, 769-770, 772-773, 775-777, 813, 823, 843, 850, 865, 944-945, 947, 949-951, 954-958, 965, 990, 998-1001, 1012-1014, 1016-1017, 1105, 1151, 1165, 1169, 1171-1172, 1176, 1178-1180, 1182, 1184, 1186, 1188-1191
- Therapeutic Substance, 50-53, 56, 58-59, 61
- Three-day Events, 670, 672, 685, 706-707, 711-714, 738
- Three-gaited, 13, 99, 197, 199, 968, 972, 979, 1050, 1059, 1063-1066, 1069-1071, 1079-1082, 1084, 1089
- Three-year-old Hunter, 194, 835-836, 844
- Tie-downs, 336-339, 342, 350, 385, 651, 755, 944, 983, 987, 1149
- Tied Stirrups, 888
- Ties, 111, 114, 139, 169, 179, 210, 244, 247, 274, 309, 313-314, 322, 336-338, 349, 351, 362-365, 373, 377, 395, 413-414, 424-425, 427-430, 434, 485, 501, 517, 621, 627, 632, 745, 756, 772, 828, 847, 851, 854, 869, 882, 886, 888-889, 907, 912-913, 936, 943, 957, 974, 1023, 1106, 1108-1109, 1134, 1150, 1153, 1182
- Time Allowed, 279, 331, 350, 394, 421-423, 425, 428-434, 519, 567, 572, 576-578, 580, 582, 584-587, 610, 623, 634, 641, 645, 647, 677, 699-700, 703, 705, 881, 886, 901-902, 905, 909-913, 919, 1119-1120
- Time And Record Keeping, 614, 619

INDEX

- Time Competition, 205-206, 503, 527, 537, 578,
584-586
- Time Faults, 645, 703, 709, 895, 902, 905
- Time First Round, 910
- Time Keepers, 558, 571-572
- Time Limit, 102, 306, 346, 350, 366, 405, 413, 423,
425, 430, 432, 568, 572, 575, 578, 584, 587, 620, 624,
691, 693, 696, 699-700, 703, 705, 709, 856, 881,
901-902, 904-905, 909, 912, 1027, 1108, 1119, 1121,
1126, 1186
- Time Out, 104, 324, 331, 803, 818, 886, 905, 971, 1055,
1117
- Time Penalties, 305-306, 572, 582, 687, 691, 707, 903
- Time Schedule, 90, 102, 111, 117, 323, 397, 456, 505,
576, 1183-1184
- Time-out, 90, 104, 140, 234, 324, 815, 905, 926, 1044,
1093, 1117, 1168, 1182
- Timekeeper, 9, 204, 207, 572, 576, 590, 619, 703, 712,
715
- Timetable, 519, 572, 669, 675, 677, 707-709
- Timing, 104, 158, 308, 324, 349, 385-386, 394-395, 423,
426, 431-432, 436, 475, 572, 575, 581-582, 584, 587,
619, 647, 691, 703, 715, 882, 886, 905, 909, 1111,
1113, 1116-1117, 1120, 1122-1123, 1125
- Timing Equipment, 158, 349, 385, 572, 575, 886, 909
- Toe, 64-65, 67-69, 246, 268-269, 272, 320-321, 389,
476-477, 631-632, 650, 663, 668, 747, 811, 825, 926,
928, 931-936, 939, 941-942, 944-945, 948, 951, 953,
958, 963, 995, 999, 1001, 1016, 1055, 1070-1071,
1078, 1080, 1097, 1099-1100, 1104, 1125, 1133-1134,
1139
- Toe Length, 64, 69, 246, 320
- Touches, 104, 284, 324-325, 531, 701-702, 1024, 1108,
1117, 1119-1120, 1122-1123
- Traditional Type Carriage, 181, 240, 262, 265
- Trail, 13, 45, 91, 99, 105, 110, 128, 131-132, 181, 183,
188-189, 196, 202, 241, 243, 277, 280, 315-316, 323,
325, 329, 340, 342, 351, 362, 367-374, 383-384, 388,
392, 617-618, 742, 745, 747, 768-770, 925, 927, 959,
962, 991, 995, 1003, 1006, 1013-1014, 1071,
1073-1074, 1130-1132, 1136, 1138-1139, 1142, 1145,
1147-1148, 1150-1152, 1154-1155, 1157-1158
- Trail Horse, 105, 241, 277, 315, 323, 342, 367, 370-371,
374, 384, 768, 962, 1073-1074, 1145, 1147-1148,
1151-1152
- Trail In-hand, 188
- Trainer, 6-7, 15, 19, 21, 50-54, 56-63, 67-70, 72-74,
77-78, 85-88, 92, 95, 98, 107, 110, 113, 115-118,
120-121, 141-144, 154-155, 157, 175, 187, 208,
213-214, 216, 219-224, 227-228, 230, 232, 234, 246,
303, 318-319, 321-322, 326, 329, 335, 367-368, 404,
502, 506, 525, 581, 588, 630-631, 639-640, 680, 682,
711, 713, 744, 786-787, 799, 814, 816, 830, 846,
860-861, 863-866, 875, 877-878, 883, 888, 916, 965,
970-971, 992-993, 1026, 1043, 1048, 1054, 1068,
1152, 1167-1168, 1182, 1184
- Transfer, 23, 47-48, 69-70, 86-87, 169, 173, 175, 190,
194-195, 208, 248, 328, 354, 516, 528, 567-569, 572,
575, 590, 993
- Transitions, 256, 258, 272-273, 296, 303, 341, 344-345,
356, 366, 377, 396, 413-414, 448-451, 453-455, 462,
465, 469, 475, 480, 499-500, 520, 523, 563-565, 628,
661, 668, 716, 758-760, 762, 811, 932, 934, 957, 961,
976-977, 980, 982, 1000, 1007, 1009, 1011-1013,
1017, 1065, 1069-1070, 1073, 1078-1080, 1086-1088,
1165, 1171-1172, 1181, 1186-1189
- Travers, 271-272, 472-474, 477, 1198
- Turn, 65, 139, 234, 245, 247, 251, 262, 271-272, 279,
284-286, 289, 292, 296, 298, 352, 365-366, 376, 380,
382, 385-386, 408, 421, 423, 426, 432, 440, 443, 445,
454, 462-463, 470, 473-476, 479-480, 497, 530, 569,
579, 584, 636-637, 639-640, 644, 649, 661, 667, 688,
698, 702, 716, 751, 773, 776-777, 813, 815, 819, 822,
845, 859, 861, 901, 906, 919, 930, 940, 952, 954-956,
960, 964, 981, 999, 1007-1008, 1022, 1024-1025,
1044, 1057, 1085, 1096, 1108, 1112, 1124, 1133,
1138, 1151, 1157, 1165, 1172, 1174, 1180, 1189,
1191, 1196-1198, 1200
- Turn On The Haunches, 271, 285, 462, 470, 475-476,
649, 776-777, 952, 955-956, 1165, 1172, 1174, 1198,
1200
- Turn-out, 1138
- Turnout, 188, 263, 299, 393-412, 414-417, 419-420,
423, 431-432, 434-438, 440, 446-447, 451, 453-454,
456, 542, 549, 555, 557, 560-562, 566, 569-570, 572,
574-575, 580, 582-584, 610-613, 764-765, 768, 779,
812, 823, 944, 1090, 1095-1096, 1110, 1117
- Type, 9, 45, 52, 68, 87, 105, 110-111, 117, 127, 181,
188, 215, 233, 235, 240, 246-247, 249-266, 269, 271,
277, 279, 282, 284, 301-303, 318, 320, 322, 324,

332-339, 342-345, 347-348, 350, 352, 354-355, 364, 368, 381, 385, 388-391, 397, 400, 402-403, 406, 410-412, 426, 434-436, 440, 442-446, 454, 456, 485-486, 491, 493, 530, 555-556, 562, 568, 571, 585, 617, 619, 627-628, 633, 635, 637-638, 644, 646-647, 649, 651-652, 658, 663-665, 672, 676, 681-682, 686, 694, 699, 713, 727-728, 745, 750-752, 754-761, 765-766, 768-769, 771, 778-784, 786, 791-792, 797-799, 801, 804, 808, 810-811, 817, 819, 823-827, 835, 844-846, 848, 853, 855, 873, 879, 886, 912, 919, 922, 925-929, 931-937, 939-944, 948-949, 951-952, 954, 957, 960-963, 970-972, 974-975, 978-980, 983, 986, 988-990, 995, 998-999, 1002, 1004-1008, 1010-1015, 1017, 1027, 1042-1043, 1050, 1053-1055, 1057, 1059, 1062-1063, 1065, 1069-1070, 1072, 1080-1082, 1084-1089, 1092, 1094-1098, 1100-1105, 1130, 1132-1143, 1147-1149, 1155, 1176, 1178

U

U.S. Saddle Seat World Cup, 629, 662
 U.S. Saddle Seat World Cup Selection, 629, 662
 Unauthorized, 1, 216, 377, 379, 423, 497, 500, 502, 523, 531, 620, 670, 689-690, 692, 696, 700, 702, 706, 772, 957, 1113, 1117, 1128, 1182-1183
 Unauthorized Assistance, 377, 379, 497, 500, 502, 523, 531, 670, 689-690, 692, 696, 700, 702, 706, 772, 957, 1113, 1117, 1128, 1182-1183
 Unconsciousness, 234
 Under Saddle Class, 348-349, 481, 527, 529, 533, 757, 835-837, 841, 849, 851, 853-854, 857, 943, 1048, 1056, 1137-1138, 1143-1144
 United States Dressage Federation, 136, 150-151, 255, 479
 United States Hunter Jumper Association, 134, 154, 157-158, 160, 205, 220, 229, 631, 830, 883
 United States Olympic Committee, 1, 26
 Unpaid, 39, 109, 118, 214, 219
 Unrecognized Class, 9
 UPHA Challenge Cup, 656-661
 USDF, 37-39, 110-111, 136, 142, 150-151, 171, 205, 214-215, 220, 225, 229, 255, 281, 384, 462, 479, 481-483, 485-487, 489, 500-501, 503-506, 508-510, 516-522, 524, 526-527, 529, 531, 533-534
 Use Of Whip, 93, 244, 319, 393, 677, 745, 909
 USEA, 110, 151, 672, 678, 680, 685-686, 695, 714,

723-724

USEF, 1-511, 516-738, 740-916, 918-1066, 1068-1201
 USEF Medal, 653, 945
 USEF Medal Class Finals, 653
 USEF Pony Medal, 856
 USEF Saddle Seat Medal, 653-654
 USEF Show Jumping Talent Search, 131, 133, 143, 225, 641-643, 646
 USHJA, 9, 27, 34-36, 137, 154, 156-157, 174-176, 190-195, 203, 207, 629, 631, 637, 639-640, 643, 646-648, 829-830, 832, 834-838, 841, 844, 851, 853, 857, 866-867, 869, 871-873, 875-878, 883, 894-895
 USOC, 20, 33, 72-76, 78, 101, 483

V

Vaulting, 11-12, 19, 21-22, 24, 26-27, 29, 88, 101-102, 104, 107, 110, 112, 122, 124, 126-127, 129, 131, 133-134, 136-137, 141, 143-144, 146, 166-167, 170, 201, 214, 229, 325, 499, 526, 697, 906, 1113-1129
 Vaulting Technical Delegate, 137
 Vehicle, 143, 212, 219, 261-265, 329, 358-359, 393, 397-423, 425, 427, 430-433, 435-437, 439-440, 444-447, 450, 453, 455-456, 557, 572-573, 581, 610, 619-620, 627, 692, 708, 763-768, 804, 806, 808, 810-813, 815, 818-823, 927, 931, 933-935, 940, 944, 963, 975, 977-978, 1015, 1044, 1061, 1063-1065, 1089, 1095-1098, 1103-1108, 1110, 1112, 1133, 1136-1137, 1140, 1142
 Vehicles, 219, 262, 264, 393, 399, 402-407, 410-412, 418, 435, 437, 440, 443-446, 569, 571-572, 577, 609, 612, 694, 768, 787, 795, 803, 818, 823, 1045, 1105, 1111
 Versatility, 181, 183, 239, 245, 261-262, 366, 389, 823, 991, 1003, 1006, 1012, 1071, 1074
 Versatility Driving To English, 181, 239, 245, 261
 Versatility English To Western, 181, 239, 245, 262
 Veterinarian, 6-7, 9, 15, 51-52, 54, 56-62, 65, 69-70, 73, 85, 93, 95, 105-108, 110-111, 117, 126, 139, 141, 172, 204, 206, 211, 215-216, 220, 226, 244, 248, 318-319, 335, 398, 404, 433-434, 463, 504, 524-525, 531, 537, 546-548, 551-552, 555, 559, 569, 575, 593, 609, 611, 615, 621-624, 638, 645, 654-655, 657, 670, 684-685, 707-708, 714-715, 787, 792-793, 795, 828, 855, 860-862, 864-866, 884, 886, 928, 947, 992, 1020, 1092, 1134, 1140

INDEX

Veterinary, 15, 56, 60, 69-70, 81, 108, 206, 212, 216,
220, 222-223, 503, 537, 550-552, 555, 558-559, 561,
575, 587-588, 592-593, 610-611, 614-617, 619,
621-625, 684, 707-708, 711-712, 714, 744, 865-866

Veterinary Control, 614, 622

Veterinary Delegate, 537, 550-552, 561, 575, 587,
592-593, 707-708, 711-712, 714

Video, 26, 114, 362-363, 370, 373, 501, 575, 782, 795,
952, 1025-1026, 1153, 1182

Violation, 26-27, 51-52, 54, 56-58, 60-62, 72-75, 77, 79,
81-83, 85-88, 94, 101, 105, 107-108, 113, 115,
141-143, 205, 208-209, 216-217, 219, 222, 224,
227-228, 246, 248, 318-319, 321-322, 330-331, 374,
378, 407, 503, 621, 676, 680, 723, 745, 784, 786, 831,
843, 861-862, 907, 993-994, 1023, 1054, 1176, 1183

Violations, 56, 58, 60, 72, 75, 77-79, 81-82, 84-89, 108,
140-141, 143, 204, 216, 219, 227, 318-319, 322, 429,
431, 502-503, 516, 831, 860, 864, 882, 884, 907-908,
994, 1132, 1138

Voice, 284, 377, 405, 414, 449, 451, 479, 497, 500, 523,
668, 684, 688-689, 956, 1176, 1180, 1182

W

Walk And Trot, 247, 270, 273, 278, 284, 333, 352-353,
357-358, 383-384, 390, 452-453, 531-533, 652, 656,
660, 750, 752, 771, 777, 779, 804, 817, 825, 836, 851,
872, 924, 928, 955, 958, 960, 964, 975, 978, 1063,
1069, 1081, 1094, 1101-1103, 1110, 1134, 1138, 1140

Walk-jog, 315-316, 374, 383

Walk-trot, 99, 181, 240, 244, 273, 278, 316-317, 326,
328, 348, 382-384, 743, 777, 781, 836, 1110

Walk-trot Green Horse, 781

Warming Up, 329, 669, 675-676, 680

Warning Card, 123, 143, 219, 542, 550, 555-556, 558,
566, 572, 581, 678, 884

Water Obstacles, 580, 694, 715, 881, 900

Weather, 41, 103-104, 111, 299, 322, 325, 347, 431,
440, 444, 451, 486, 507, 548, 567, 573, 616, 618, 623,
642, 677, 681, 786, 791, 793, 796, 843, 846, 849, 887,
889, 898, 904, 915, 927, 942, 970, 1056, 1168, 1184

Weight, 62, 93, 140, 245-246, 320, 322, 331-332,
402-403, 408, 410, 442-447, 450, 454, 464-465,
467-469, 474, 477, 479-480, 486, 536, 553-554, 556,
562, 564, 575, 577, 612, 614, 620-621, 643, 663-664,
668, 681, 854, 880, 884, 888, 891, 926, 929, 934-935,

942, 951, 962, 974, 994-996, 1054, 1069, 1082, 1084,
1097-1099, 1104, 1133, 1135-1136, 1139, 1141-1143,
1172-1174, 1186

Weight Of Shoes, 1069

Welsh Pony, 65, 95, 97, 100, 124, 127, 129, 133, 167,
170, 201, 1130-1144

Welsh Pony And Cob, 133, 167, 170, 1130-1144

Western, 7-10, 13, 24, 34, 40-42, 45, 96-97, 99,
102-104, 107, 111, 117, 124, 126-129, 132-135,
139-140, 167-168, 170, 176, 178-179, 181, 183,
188-189, 196-197, 199, 201-202, 221, 230, 238-241,
243-245, 250, 256-257, 259-262, 273-274, 277, 280,
312, 314-316, 321, 325-326, 328-329, 334, 340-344,
361-368, 373-376, 378-379, 381, 383-385, 387, 392,
487, 489, 629-630, 651, 662-668, 742-743, 745, 747,
757, 760, 766, 768-770, 772, 776-777, 781-782, 870,
923-924, 926-929, 935-936, 938, 944-946, 949-952,
957-958, 961-962, 964-965, 969, 971, 974, 976-977,
983-984, 986-989, 991, 994, 1003, 1005-1006,
1010-1011, 1013-1014, 1022-1023, 1025, 1051,
1059-1060, 1065-1066, 1071-1075, 1082, 1084-1086,
1089, 1098, 1100, 1110, 1136, 1138, 1142-1143,
1145-1201

Western Dressage, 7-8, 10, 13, 24, 34, 96-97, 99,
102-104, 111, 117, 124, 126-129, 134-135, 139, 168,
170, 178-179, 183, 188-189, 196, 202, 221, 315, 321,
367, 743, 782, 924, 961-962, 1165-1201

Western Pleasure, 13, 181, 183, 188, 196-197,
201-202, 238-239, 244, 250, 256-257, 259-262, 277,
312, 325, 328, 334, 340-341, 343, 363-365, 373-374,
383-385, 387, 742, 747, 757, 760, 768-770, 923,
926-928, 935-936, 938, 962, 969, 971, 976, 983, 991,
994, 1003, 1005, 1013-1014, 1059, 1073-1075, 1110,
1136, 1142-1143, 1150, 1157, 1159

Western Pleasure - Vintage Rider, 239, 261

Western Riding, 181, 183, 241, 243, 277, 280, 314,
325, 365, 1145, 1148, 1150, 1159

Western Riding Horse, 1145, 1159

Western Seat, 133, 140, 315, 325, 375-376, 383, 629,
662, 665-668, 743, 776-777, 924, 927, 944-946, 950,
952, 958, 965

Western Seat Equitation, 133, 140, 315, 325, 375-376,
383, 629, 662, 665-666, 668, 743, 776, 927, 944

Western Trail Horse, 241, 277

Whips, 90, 93, 232, 247-248, 250, 259, 271, 279, 281,

- 299, 310, 322, 330-332, 343, 348, 350, 371, 377, 390,
488-490, 521, 523, 531, 535, 548, 551, 573, 609, 620,
680-681, 715, 750-751, 754-755, 757, 769, 771, 781,
802, 817, 846, 888, 904, 975, 992, 1024, 1056, 1072,
1083, 1092, 1100, 1111, 1148, 1154, 1178, 1180
- Width Of Obstacles, 394, 421, 585
- Winnings, 13, 68-69, 93-94, 117, 119, 171, 214, 216,
244, 319, 322, 627, 637, 653, 745, 808-809, 811, 814,
854, 863, 865, 878, 881, 883, 888, 891, 926-927,
1048, 1068, 1070-1071, 1078, 1080-1081, 1134, 1140
- Withdrawal, 32, 73, 109, 117, 217-218, 225, 546, 669,
674-675, 834
- Working Cow Horse, 131, 314, 325, 362-364, 1013,
1145, 1149-1151
- Working Hunter, 41, 128, 183, 190, 192-193, 196, 257,
313, 323-325, 328-329, 334, 346-349, 351, 373, 378,
384, 391, 761, 834, 838-839, 844, 851, 854-858, 878,
923, 927, 941-942, 959, 1137, 1143-1144
- Working Western, 9, 132, 181, 183, 314, 321, 326, 329,
334, 361-362, 365, 384, 1074, 1136, 1142-1143
- Workouts, 378, 654-655, 657, 661, 797, 803, 818, 1052,
1055, 1074, 1083
- WPCSA, 167, 1132, 1135, 1141
- Y**
- Young Event Horse Tests, 669, 685-686
- Young Horse, 178, 481, 483, 493, 498, 500, 508-509,
518, 528, 710, 723, 873, 890
- Young Rider, 6, 15, 21-22, 100, 195, 221, 482-484, 487,
494, 519-520, 528, 621-622, 641, 709-710, 723, 890,
894-895, 897-898, 916
- Youth, 18, 20, 27, 112, 183, 326, 350, 378, 535, 540,
542, 544, 547-548, 561, 772, 798, 812-814, 929,
931-936, 939, 943, 946, 948, 950, 952-953, 955-956,
959, 990, 993-994, 997, 1000, 1004, 1009, 1018,
1026-1028, 1046-1047, 1052, 1081-1082, 1095, 1100,
1102, 1104-1105, 1107-1109, 1111-1112
- Youth Medallion, 798, 812-814
- Youth Showmanship, 1052, 1081-1082
- Z**
- Zone, 9, 26, 34-36, 98, 132, 169-171, 174, 176-180,
190, 192-195, 203, 275, 306-307, 433, 558, 629, 637,
639-640, 644, 648, 674, 774, 832, 834-835, 837-838,
841-842, 844-845, 851, 853, 858, 863, 865, 869,
871-874, 876-879, 883, 894
- Zone Finals, 170, 178, 203
- Zone Specifications, 195, 835, 838, 841-842, 851, 873,
894